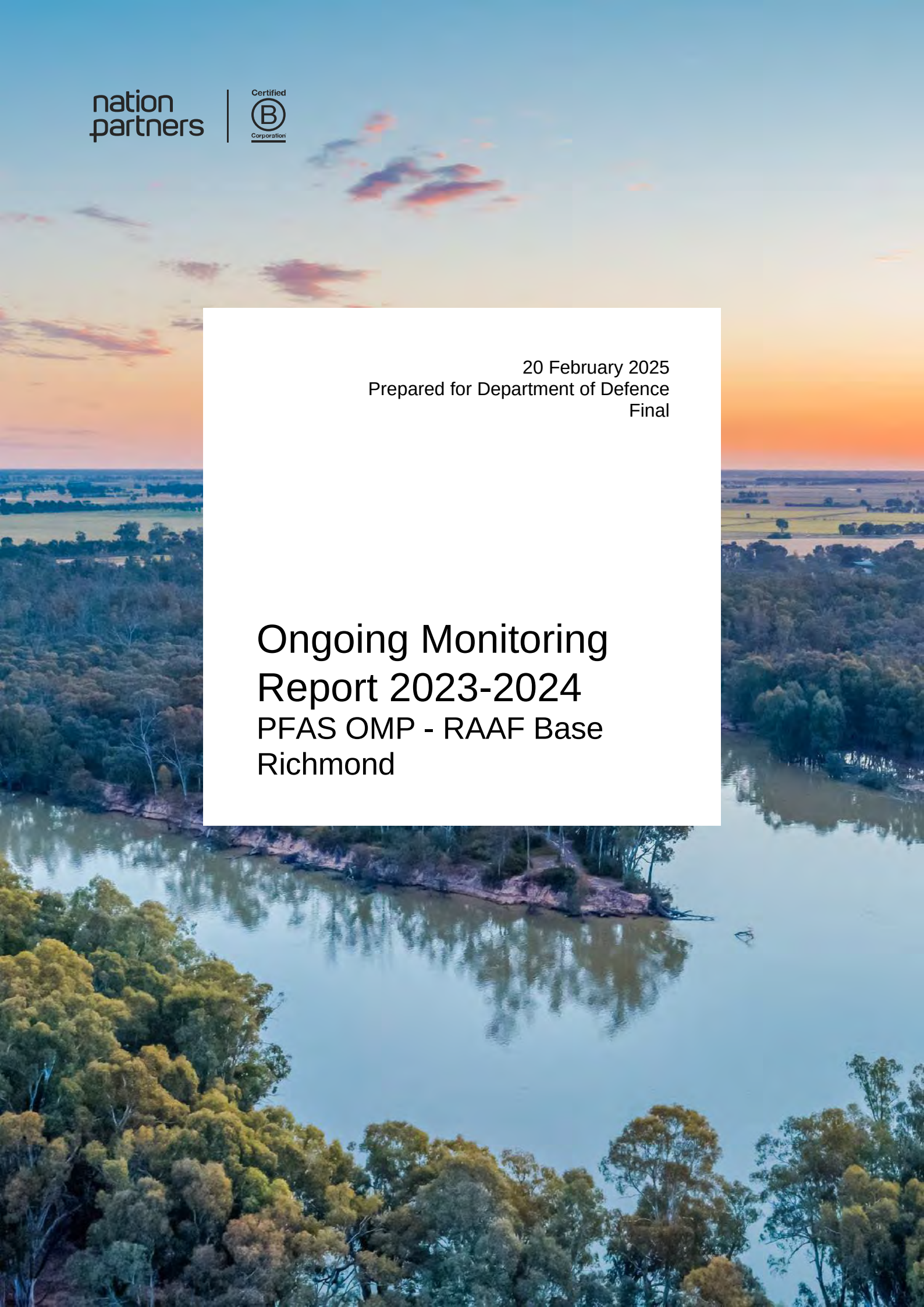

20 February 2025
Prepared for Department of Defence
Final

Ongoing Monitoring Report 2023-2024

PFAS OMP - RAAF Base Richmond

We help solve complex problems for projects.

We believe that well-planned and targeted advice can help shape a project that is not only better developed, but is delivered more effectively, with greater acceptance and positive outcomes.

Nation Partners isn't your regular consulting firm. A certified B Corporation, we attract and develop the brightest thinkers and take an active part in shaping the world.

With expertise in projects in the government, transport, water, property and urban development sectors, we provide a suite of services aptly tailored to each client and project at hand.

We acknowledge the Traditional Custodians of the land on which we work and live, and recognise their continuing connection to land, water, and community. We pay our respects to Elders past, present and emerging.

Document title
Ongoing Monitoring Report 2023-2024
PFAS OMP - RAAF Base Richmond

Version
3.0

Date
20 February 2025

Prepared by
Nelson Phillips, Michelle Bruce, Sarah Scarff

Approved by
Luke Clements

File name
NP23123 RAAF Richmond OMR 2023-2024

Nation Partners Pty Ltd
ABN 96 166 861 892

Level 3, The Alley, 75-77 Flinders Lane
Melbourne VIC 3000

Suite 108, 50 Holt Street
Surry Hills NSW 2010

1300 876 976
info@nationpartners.com.au
nationpartners.com.au

COPYRIGHT: The concepts and information contained in this document are the property of Nation Partners Pty Ltd. Use or copying of this document in whole or in part without the written permission of Nation Partners constitutes an infringement of copyright.

Executive Summary

ES1 Introduction

Nation Partners was engaged by the Department of Defence (Defence) to implement the per- and polyfluoroalkyl substances (PFAS) Ongoing Monitoring Plan (OMP) (Defence, 2019a) at Royal Australian Air Force (RAAF) Base Richmond (the site). The site location is presented on the attached Figure 1.

This Ongoing Monitoring Report (OMR) summarises the monitoring results from the annual monitoring period between July 2023 and June 2024. Scheduled sampling events were completed in November 2023 and May 2024 by the previous PFAS OMP consultant, AECOM Australia Pty Ltd (AECOM). AECOM's factual reports are included as Appendix A. This OMR interprets changes in concentrations and distribution of PFAS that may have occurred in the monitoring period and considers potential changes to the conceptual site model (CSM) and risk profile.

What are PFAS?

PFAS are a family of manufactured (man-made) chemicals characterised by having carbon atoms linked to each other and bonded to fluorine atoms. It has been estimated that the PFAS family may include >12,000 substances.

The most well-known PFAS are PFOA, PFOS, and PFHxS. These three PFAS are part of a broader group known as perfluoroalkyl acids (PFAAs), which are very stable and resist physical, chemical and biological degradation.

ES2 Objectives

The objective of the OMP is to provide information on changes in concentration and distribution of PFAS within on-site and off-site management areas, collectively referred to as the Management Area (refer to attached Figure 1). The data is used to assist risk management decisions by Defence and State Government agencies to protect human health and the environment.

ES3 Monitoring Scope

AECOM completed scheduled monitoring of groundwater, surface water and sediment between July 2023 and June 2024 in general accordance with the Sampling and Analysis Quality Plan (SAQP) (AECOM, 2023b) included as Appendix B. The scope, per the SAQP, included sampling at 83 groundwater, 23 surface water and 22 sediment locations and monitoring for a PFAS suite of 28 compounds. Interpretation of results focuses on key PFAS compounds with published human health and ecological assessment criteria, namely perfluorooctanesulfonic acid (PFOS), perfluorooctanoic acid (PFOA) and perfluorohexanesulfonic acid (PFHxS). Groundwater elevation data was collected from all monitored wells. Trend analysis was completed for 38 selected groundwater monitoring wells to identify potential changes in PFOA and PFOS+PFHxS concentrations.

ES4 Groundwater Results

During the monitoring period, groundwater was inferred to flow from the site in a northerly and north easterly direction towards the Hawkesbury River and its tributaries, which was consistent with the historical flow directions recorded in previous OMRs.

The nature and extent of PFAS concentrations in groundwater were similar to the 2021-2023 OMR (AECOM, 2023a) with the highest groundwater PFAS concentrations reported at MW107I (northern site boundary near the Airfield Foam Cannon Testing Area [AFCTA]) and MW051 (eastern site boundary near 'Area used by Fitters'). PFOA and PFOS+PFHxS concentrations exceeded the historical range at MW107I in May 2024. The 2023 Targeted Groundwater Investigation (AECOM, 2023d) identified the potential for a PFAS secondary source in shallow soils in the FTF area (vicinity of MW107I). Further soil investigation is proposed and this area is included in the Base Wide RAP Addendum (AECOM, 2023c).

Groundwater elevations at MW051 have been noted to be 1-2 m higher than the surrounding wells, indicating MW051 is potentially screened in perched groundwater and the elevated concentrations localised. This is supported by the shallower screen interval at MW051 and PFAS concentrations at neighbouring and downgradient wells having concentrations an order of magnitude lower than MW051.

New exceedances of PFOS ecological criteria at MW076 (off-site, south of site) and MW114 (Rickabys Drop Zone) were recorded in November 2023. No new exceedances of human health criteria were recorded in this monitoring period.

The groundwater PFAS plume extent has been slightly extended to the south near MW007, upgradient of known PFAS source areas. This change is minor and not currently interpreted to indicate changes to PFAS source areas or transport mechanisms.

What is an order of magnitude?

This refers to a decrease or increase by ten times. For example, an increase from 10 to 100 is an order of magnitude increase.

When assessing changes in PFAS concentrations an order of magnitude change is often considered significant.

Trend analysis for 38 selected groundwater locations found:

- Decreasing PFAS trends at 9 wells at the Former Fire Training Ground (FFTG), STP, Rickabys Drop Zone, and west, south and east site boundaries. Decreasing trends at the FFTG (MW040) may be associated with the 2021 soil remedial works. Performance monitoring is ongoing at the FFTG to understand remedial success.
- Increasing PFAS trends at 10 wells at the Fire Station/Hanger 54, AFCTA and east boundary areas. Remedial works are planned for the AFCTA and Fire Station per the Base Wide RAP Addendum (AECOM, 2023c).

ES5 Surface Water Results

Most concentrations reported for surface water locations were consistent with historical results. Two locations had PFOA and PFOS+PFHxS concentrations exceeding historical ranges (SW0037 [on-site, STP] and SW022 [off-site, unnamed tributary of Rickabys Creek]) in November 2023. No new exceedances of human health or ecological criteria were recorded.

The highest PFOS+PFHxS concentrations were reported near the AFCTA area at SW001 in May 2024, whilst the lowest PFOS+PFHxS concentrations (below Limit of Reporting [LOR]) were identified in the Hawkesbury River upstream (MW024) and downstream (MW030) of the site. Remedial works are planned for the AFCTA per the Base Wide RAP Addendum (AECOM, 2023c).

ES6 Sediment Results

On-site PFAS concentrations in the monitoring period were consistent with historical results. PFOS+PFHxS concentrations exceeded historical ranges at two off-site locations (SD022, SD035) in May 2024. Higher than historical concentrations at SD022 (upstream of site, unnamed tributary of Rickabys Creek) and SD035 (background location, Pughs Lagoon) are indicative of potential off-site upstream sources.

ES7 Risk Summary and Conclusions

The CSM, as defined in the detailed site investigation (DSI) (AECOM, 2018a) and PFAS Management Area Plan (PMAP) (Defence, 2019b), was reviewed with consideration of the monitoring results. No new sources, exposure pathways or receptors were identified.

Based on the monitoring period results for PFAS in groundwater, surface water and sediment there was no significant change to the risk profile for human or ecological receptors.

Based on the findings of this OMR, the OMP (Defence, 2019a) will be reviewed and updated.

Table of Contents

Executive Summary		**iii**
ES1	**Introduction**	**iii**
ES2	**Objectives**	**iii**
ES3	**Monitoring Scope**	**iii**
ES4	**Groundwater Results**	**iii**
ES5	**Surface Water Results**	**iv**
ES6	**Sediment Results**	**iv**
ES7	**Risk Summary and Conclusions**	**iv**
Version history		**viii**
List of Acronyms		**ix**
List of Units		**xi**
1	**Introduction**	**1**
1.1	**Purpose and Objective**	**1**
1.2	**Scope**	**1**
2	**Site Setting**	**2**
2.1	**Site Context**	**2**
2.2	**Management Areas**	**4**
2.3	**PFAS Source Areas**	**4**
2.4	**Former Fire Training Ground Remediation**	**4**
2.5	**Other PFAS Projects and Site Works**	**5**
2.5.1	2023 Base Wide RAP Addendum	5
2.5.2	2023 Targeted Groundwater Investigation	5
2.5.3	PFAS Mass Flux Study	5
2.5.4	Infrastructure Projects	6
3	**Sampling and Analysis Methodology**	**7**
3.1	**Sampling Events**	**7**
3.2	**Variations from SAQP Requirements**	**7**
3.3	**Quality Assurance and Quality Control**	**8**
3.4	**Assessment Criteria**	**8**
4	**Monitoring Data Summary**	**10**
4.1	**Rainfall**	**10**
4.1.1	Significant Weather Events	11
4.2	**Groundwater Results**	**11**
4.2.1	Field Observations	11
4.2.2	Groundwater Elevations	11
4.2.3	Groundwater Flow Direction	12
4.2.4	Groundwater Quality Parameters	12
4.2.5	PFAS Analytical Results	13
4.3	**Surface Water Results**	**14**
4.3.1	Field Observations	14
4.3.2	Water Quality Parameters	15
4.3.3	PFAS Analytical Results	15
4.4	**Sediment Results**	**16**
4.4.1	Field Observations	16

4.4.2	PFAS Analytical Results	16
5	**Interpretive Analysis**	**18**
5.1	**Groundwater**	**18**
5.1.1	Groundwater Elevations and Flow	18
5.1.2	PFAS Time Series and Trend Analysis	18
5.1.3	PFAS Plume Characteristics	21
5.2	**Surface Water**	**22**
5.2.1	PFAS Time Series	22
5.3	**Sediment**	**22**
5.3.1	PFAS Time Series	23
6	**Discussion**	**24**
6.1	**Conceptual Site Model**	**24**
6.1.1	PFAS Source Areas	24
6.1.2	Potential Exposure Pathways	25
6.1.3	Receptors	25
6.2	**Risk Profile Review**	**25**
6.2.1	Risk Profile Summary	25
6.2.2	Groundwater	25
6.2.3	Surface Water	26
6.2.4	Sediment	26
6.2.5	Consideration of Monitoring Period Results for the Risk Profile	26
6.3	**Assessment of Current OMP**	**27**
7	**Conclusions**	**28**
7.1	**Groundwater**	**28**
7.2	**Surface Water**	**29**
7.3	**Sediment**	**29**
7.4	**Conceptual Site Model and Risk Profile**	**29**
7.5	**OMP Review**	**29**
8	**References**	**30**
9	**Statement of Limitations & Disclaimer**	**32**
Figures		
Appendices		
A	**OMP Factual Reports**	**A.1**
B	**SAQP**	**B.1**
C	**Groundwater Elevation Graphs and Data**	**C.1**
D	**Groundwater PFAS Concentration Graphs**	**D.1**
E	**Surface Water and Sediment Graphs**	**E.1**
F	**Mann Kendall Trend Analysis**	**F.1**

List of tables

Table 2.1: Summary Site Context 2
Table 3.1: Summary of Monitoring Events 7
Table 3.2: Variations from SAQP Requirements 7
Table 3.3: PFAS Criteria – Human Health 9
Table 3.4: PFAS Criteria – Ecological 9
Table 4.1: Summary of Monthly Rainfall During Monitoring Events 10
Table 4.2: Summary of Groundwater Elevations - Perched 12
Table 4.3: Summary of Groundwater Elevations - Alluvial 12
Table 4.4: Summary of Groundwater Quality Parameters 13
Table 4.5: Summary of PFOA, PFOS and PFHxS Concentrations in Groundwater 13
Table 4.6: Deviations from PFOA, PFOS, and PFOS+PFHxS Historical Groundwater Data Set 14
Table 4.7: Summary of Surface Water Quality Parameters 15
Table 4.8: Summary of PFOA, PFOS and PFHxS Concentrations in Surface Water 15
Table 4.9: Deviations from PFOA, PFOS, and PFOS+PFHxS Historical Surface Water Data Set 16
Table 4.10: Summary of PFOA and Sum of PFOS and PFHxS Concentrations in Sediment 17
Table 4.11: Deviations from PFOA, PFOS, and PFOS+PFHxS Historical Sediment Data Set 17
Table 5.1: Mann Kendall Trend Analysis – FFTG and West of Site 19
Table 5.2: Mann Kendall Trend Analysis – Fire Station / Hanger 54 (Central Area) 19
Table 5.3: Mann Kendall Trend Analysis – East Boundary 19
Table 5.4: Mann Kendall Trend Analysis – AFCTA and FTF 19
Table 5.5: Mann Kendall Trend Analysis – South Boundary 20
Table 5.6: Mann Kendall Trend Analysis – Rickabys Drop Zone 20
Table 5.7: Mann Kendall Trend Analysis – STP and Surrounds 20
Table 5.8: Mann Kendall Trend Analysis – Off-site (north)* 20

List of figures (in text)

Figure 4.1: Daily Rainfall and Cumulative Rainfall Deviation for Richmond RAAF Station 067105, 2019-2024 10

List of figures (attached)

Figure 1: Site Layout and Management Areas
Figure 2: On-site Surface Water Network and Catchment Areas
Figure 3: PFAS Source Zones
Figure 4: Groundwater Sampling Locations
Figure 5: Surface Water and Sediment Samplign Locations
Figure 6: Groundwater PFOA Concentrations November 2023
Figure 7: Groundwater PFOS+PFHxS Concentrations November 2023
Figure 8: Groundwater PFOA Concentrations May 2024
Figure 9: Groundwater PFOS+PFHxS Concentrations May 2024
Figure 10: Interpreted Extent of PFOS+PFHxS Impact in Groundwater, May 2024
Figure 11: Surface Water PFOA Concentrations November 2023
Figure 12: Surface Water PFOS+PFHxS Concentrations November 2023
Figure 13: Surface Water PFOA Concentrations May 2024
Figure 14: Surface Water PFOS+PFHxS Concentrations May 2024
Figure 15: Sediment PFOA Concentrations November 2023
Figure 16: Sediment PFOS+PFHxS Concentrations November 2023
Figure 17: Sediment PFOA Concentrations May 2024
Figure 18: Sediment PFOS+PFHxS Concentrations May 2024

Version history

Version	Status	Changes	Date	Authorised
0.1	Draft	Initial draft	2 September 2024	Nelson Phillips, Michelle Bruce
0.2	Draft	Amended following internal review and meeting with PFASIM Branch.	17 September 2024	L. Clements
0.3	Final Draft	Updated following Defence review.	18 October 2024	L. Clements
3.0	Final	Final following TA review.	20 February 2025	L. Clements

List of Acronyms

Acronym	Term
AECOM	AECOM Australia Pty Ltd
AFCTA	Airfield Foam Cannon Testing Area
BoM	Bureau of Meteorology
CFA	Clarendon Formation Aquifer
CoV	Coefficient of variation
CSM	Conceptual site model
DO	Dissolved oxygen
DoH	Department of Health
DSI	Detailed site investigation
EC	Electrical conductivity
EPA	Environment Protection Authority
ERA	Ecological risk assessment
FFTG	Former Fire Training Ground
FTF	Firefighting foam testing facility
HHRA	Human health risk assessment
LFA	Lowlands Formation Aquifer
LOR	Limit of reporting
NA	Not applicable
ND	Not detected
NEMP	National Environmental Management Plan
NEPC	National Environment Protection Council
NHMRC	National Health and Medical Research Council
NSW	New South Wales
OMP	Ongoing Monitoring Plan
OMR	Ongoing Monitoring Report
ORP	Oxidation-reduction potential
PFAAs	Perfluoroalkyl acids
PFAS	Per- and poly-fluoroalkyl substances
PFHxS	Perfluorohexanesulfonic acid
PFOA	Perfluorooctanoic acid
PFOS	Perfluorooctanesulfonic acid
PMAP	PFAS Management Area Plan
QAQC	Quality assurance and quality control
RAAF	Royal Australian Air Force
RAP	Remediation Action Plan
SAQP	Sampling and Analysis Quality Plan
SFARP	So far as reasonably practicable
SED	Sediment
STP	Sewage treatment plant
SW	Surface water

Acronym	Term
SWL	Standing water level
TWP	Trade waste plant

List of Units

Unit Acronym	Units of Measurement
°C	Degrees Celsius
g	Gram
km	Kilometre
L	Litre
m	Metre
mAHD	Metres Australian Height Datum
mbgl	Metres below ground level
mg/kg	Milligrams per kilogram
mg/L	Milligrams per litre
µg/L	Micrograms per litre
µS/cm	Micro Siemen per centimetre

1 Introduction

Nation Partners Pty Ltd (Nation Partners) was engaged by the Australian Department of Defence (Defence) to carry out the per- and poly-fluoroalkyl substances (PFAS) Ongoing Monitoring Plan (OMP) at the Royal Australian Air Force (RAAF) Base Richmond (the site). The site location is presented on Figure 1.

This Ongoing Monitoring Report (OMR) has been prepared in general accordance with the PFAS OMP Reporting Guidance (Defence, 2024).

This OMR summarises the data collected during the monitoring period between July 2023 and June 2024.

1.1 Purpose and Objective

The general objective of the PFAS OMP (Defence, 2019a) is to provide information on changes in PFAS contamination originating from the site to inform risk management decisions by Defence and State/Territory agencies to protect human health and the environment.

Ongoing monitoring has been undertaken at the site since 2019. The purpose of the OMR is to annually assess and interpret the information and monitoring data collected under the OMP for the site, including to identify and evaluate:

- Spatial and temporal variability of PFAS in the environment.
- Changes to sources, transport pathways and/or receptors, i.e. the conceptual site model (CSM), as outlined in the PFAS Management Area Plan (PMAP) (Defence, 2019b).
- If risks to human and ecological receptors require review.
- The influence that risk management activities (e.g., remediation), as outlined in the PMAP, have had on PFAS in the environment.
- Whether any identified changes trigger an action and/or review.

1.2 Scope

The scope of works for this OMR is to:

- identify and evaluate changes to the nature and extent of select PFAS in groundwater, surface water and sediment in the Management Areas (refer to Section 2.2 and Figure 1) over the monitoring period.
- document any changes to the CSM or risk profile, considering PFAS impacts at the site.
- Identify any required or recommended actions and/or reviews.

The monitoring period events evaluated in this OMR were detailed in the following Sampling Event Reports (included in Appendix A):

- Sampling Event Factual Report, November 2023 – PFAS OMP, RAAF Base Richmond, 21 April 2023 (AECOM, 2024a).
- Sampling Event Factual Report, May 2023 – PFAS OMP, RAAF Base Richmond, 3 August 2023 (AECOM, 2024b).

The following previous OMR's, formerly known as Interpretive Reports (IR) or Annual Interpretive Reports (AIR), were also considered:

- Ongoing Monitoring Interpretive Report 2021 – 2023 (AECOM, 2023a).
- Annual Interpretive Report 2020 (AECOM, 2021a).

2 Site Setting

2.1 Site Context

The site context is summarised in Table 2.1.

Table 2.1: Summary Site Context

Feature	Detail
Site	The site is located within the Hawkesbury City Council Local Government Area approximately 50 kilometres (km) to the north west of Sydney. The site consists of: • The RAAF Base, which comprises approximately 414 hectares of land. The RAAF Base is further divided into two additional areas: – Landside areas defined as partly covered by hardstand asphalt and concrete also low-rise buildings including accommodation properties and facilities. – Airside areas defined as taxiways, aprons and the main runway. • Rickabys Drop Zone, which is Defence owned land located adjacent to the east of the Base. • The sewage treatment plant (STP) and trade waste plant (TWP) located north of the Base.
Surrounding area	Nearby land uses include: • Semi-rural land properties predominantly consisting of turf farming and market gardens (north and east of the site). • Single dwelling houses in the suburbs of Richmond and Clarendon (west and south of the site). Immediately west of the site is a small light industrial area and primary school.
Environmental features	Major surface water drainage includes: • Northern tributaries of Rickabys Creek, Cooley Creek, and Bakers Lagoon (environment conservation zone) (north of the site). • Rickabys Creek (south of the site). • Hawkesbury River (east of the site).
Topography	The site and surrounding area are characterised by a series of wide flat alluvial terraces occurring at varying elevations above the Hawkesbury River: • Most of the site lies on an elevated terrace at 18-22 metres Australian Height Datum (m AHD). • The STP, Rickabys Drop Zone, and the surface drainage system related to Rickabys Creek and Cooley Creek lies on a terrace at 6-12 m AHD.
Hydrology	There are no natural watercourses or natural water bodies at the site; however, several formed surface water drainage networks, constructed wetland systems and settlement ponds are present. The on-site surface water network and catchment areas are shown in Figure 2. Surface water from the site discharges to rural drains to the north, as well as directly into Rickabys Creek to the east. The nearest natural watercourses are Rickabys Creek and its unnamed network of rural drain tributaries, Cooley Creek, and the Hawkesbury River to the north of the site, also shown on Figure 2 and described below. <u>Northern Tributaries of Rickabys Creek</u> A series of unnamed rural drains to the north-west, north and north-east of the site form a network of tributaries of Rickabys Creek that flow through the Richmond Lowlands. The topography indicates the headwaters of the drainage network commence at Pughs Lagoon approximately 3 km to the west of the site and adjacent to Richmond Township. Surface water flows generally in an easterly direction through rural properties to combine at

Feature	Detail
	the northern boundary of the site at Rickabys Drop Zone, before flowing along the south eastern site boundary, intersecting Rickabys Creek approximately 2 km upstream of its junction with the Hawkesbury River. <u>Rickabys Creek</u> The headwaters of Rickabys Creek are located approximately 13 km to the south of the site near the suburb of Cranebrook. The creek traverses residential and rural land use areas flowing generally in a northern direction towards Windsor, before crossing under the Hawkesbury Valley Way and flowing along the eastern boundary of the site. At the eastern boundary of Rickabys Drop Zone, the creek is intersected by its northern tributaries which combine and flow generally in a north eastern direction towards the junction with the Hawkesbury River at Windsor. <u>Cooley Creek</u> A series of ephemeral, unnamed rural drains to the west and north west of the Richmond Lowlands form a surface water network that drain into Bakers Lagoon at the headwaters of Cooley Creek. Treated effluent from the on-site STP is transferred through an underground pipe and discharged into Bakers Lagoon. At the southern boundary of the lagoon, Cooley Creek flows in an easterly direction through rural properties for approximately 3 km before the junction with the Hawkesbury River. <u>Pughs Lagoon</u> Pughs Lagoon sits at the headwaters of the Rickabys Creek tributaries and is located to the west of residential properties at Richmond and adjacent to rural properties to the west and north. The Lagoon discharges to an agricultural drain located to the north east.
Geology	The site is located within the Cumberland Basin. AECOM report (multiple dates) the general geology of the site can be divided into the following main geological features: • Basement Rocks formed during the Triassic period (Wianamatta Group Shales). • Unconsolidated deposits formed during the Miocene Epoch (Londonderry Clay and Rickabys Creek Gravels) • Unconsolidated deposits formed during the Pleistocene to early Holocene (Clarendon Formation) Epochs. • Unconsolidated deposits formed during the Pleistocene to mid Holocene (Lowlands Formation) Epochs. • Holocene alluvial deposits consisting of gravel banks, sand islands and points bars related to the Hawkesbury-Nepean River and tributary streams.
Soil / fill	Fill material was encountered in many locations during the DSI. The maximum thickness encountered was 1.8 m (MW86) but generally fill was <0.7 m thick. Fill material was generally characterised by gravelly sand and gravelly silt with road base being the most common gravel observed. Soil types on the elevated terrace where most of the site is located were generally observed to consist of clays and clayey sand underlain by fine sands. The top of the sands was observed to be 3-5 m below ground level (bgl). Soil types in the lower terrace were generally observed to consist of interbedded clays and silts followed by fine to very fine sands at the borehole termination depth of 6-12 m bgl.
Hydrogeology	Regional aquifers identified include fractured rock aquifers and younger tertiary unconsolidated aquifers: • Fractured rock aquifers include the Wianamatta Group and Hawkesbury sandstone. • Younger unconsolidated aquifers include the Clarendon Formation Aquifer (CFA) (at an elevation of 4.0 – 7.5 m AHD) and Lowlands Formation Aquifer (LFA) (elevation of 4.3 – 6 m AHD). Groundwater flow direction during the DSI was inferred to be: • Broadly north west to north east towards the Hawkesbury River. • Groundwater beneath the north western boundary / corner of the site flowing north west and the eastern side (including Rickabys Drop Zone) flowing north east.

Feature	Detail
Weather	The Bureau of Meteorology (BoM) Richmond RAAF NSW weather station (station number 067105) has recorded data since 1994. A summary of the BoM data is as follows: • Mean annual rainfall is 761.4 mm. • Mean monthly rainfall ranges from 32.3 mm in August to 115.1 mm in February. • Mean maximum monthly temperatures range from 17.9°C in July to 30.4°C in January. • Mean minimum monthly temperatures range from 3.8°C in July to 18.0°C in January.

2.2 Management Areas

The PFAS Management Area Plan (PMAP) for RAAF Base Richmond (Defence, 2019b) details the management measures to address PFAS contamination and potential associated risks. The PMAP identifies three distinct Management Areas (refer to Figure 1):

1. On-site Management Area: which includes the site, including Defence owned land to the east of the Base and Percival Street (known as Rickabys Drop Zone).
2. Bakers Lagoon Management Area: which includes Bakers Lagoon and associated drains/creeks located to the north of the site.
3. Off-site Management Area: which includes private properties to the north, west and southeast of the site.

The Management Areas are relevant to the OMP, as they define areas of ongoing monitoring of PFAS concentrations in groundwater, surface water or sediment for continued assessment of risk.

2.3 PFAS Source Areas

The following PFAS source areas were identified and grouped in the PMAP (Defence, 2019a):

- Group 1 – Former Fire Training Ground (FFTG) (CSR_NSW_000700), Airfield Foam Cannon Testing Area (AFCTA) (CSR_NSW_000705) and historical aircraft incident sites (CSR_NSW_001133).
- Group 2 – STP (CSR_NSW_000939).
- Group 3 – Hangar 54 (CSR_NSW_000766) and Fire Station Building (CSR_NSW_000728).
- Group 4 – Fuel Farm 2 (CSR_NSW_000945), Former Fuel Farm 1 / Area Used by Fitters (CSR_NSW_000942), and fire vehicle former parking/maintenance area (CSR_NSW_001132).

PFAS source areas are shown in Figure 3. The firefighting foam test facility (FTF) has also been shown on Figure 3, although not an identified Source Area in the PMAP, it is an area of interest that will be evaluated in the PMAP revision.

2.4 Former Fire Training Ground Remediation

A Short Form Remediation Action Plan (RAP) (AECOM, 2020) was developed for remediation of soil at the FFTG, which was identified as being the likely main source of PFAS contamination at the site in the DSI (AECOM, 2018a). The Short Form RAP was implemented in 2021, with the excavation and soil remediation of approximately 3,908 cubic metres (m^3) of PFAS impacted soils at the FFTG remediation area with the intent to stabilise in-situ.

3,200 m^3 was determined suitable for stabilisation and was subsequently mixed with powdered activated carbon and placed back in-situ on a geosynthetic clay liner. 1,417 tonnes of impacted material was determined not suitable for stabilisation and was disposed off-site at the licensed Renex Group thermal treatment facility in Victoria. A remediation validation report was issued by AECOM (2023e). Performance monitoring to understand remedial success is ongoing.

2.5 Other PFAS Projects and Site Works

In addition to the monitoring completed under the PFAS OMP (Section 1.2), additional PFAS projects and remediation works are being completed at the site. These are summarised in the below sections. Some projects and remediation works discussed were not completed during the monitoring period but are provided for site context.

2.5.1 2023 Base Wide RAP Addendum

AECOM (2022) completed source area characterisation works at the site for the remaining potential PMAP (Defence, 2019b) identified PFAS Source Areas. This is reported in the Remediation Data Gap Assessment (AECOM, 2022). These works were done to further refine the spatial extent of soil impacts and support if remediation was warranted in source areas under Defence's objectives of remediation to so far as reasonably practicable (SFARP) principles.

Following the 2021 implementation of the FFTG Short Form RAP soil remediation at the FFTG (AECOM, 2023e), a Base Wide RAP Addendum was prepared by AECOM (2023c) to address remaining PFAS impacted areas requiring remediation at the site.

The following source areas were included in the Base Wide RAP Addendum (AECOM, 2023c):

- Source Area 1 – AFCTA: An estimated 282 m^3 of PFAS impacted soils containing 2.92 kilograms (kg) of PFOS+PFHxS were present beneath the asphalt. PFAS in the asphalt were also elevated.
- Source Area 2 – Area South of the FFTG: An estimated 6,973 m^3 of PFAS impacted soils containing 162.7 kg of PFOS+PFHxS was present, and soils in this area have been demonstrated to readily leach.
- Source Area 3 – Fire Station Building: An estimated 1,075 m^3 of PFAS impacted soils containing 18.1 kg of PFOS+PFHxS were present, and soils in this area have also been demonstrated to readily leach.
- Additionally, given the outcomes of a Targeted Groundwater Investigation (AECOM, 2023d – see Section 2.5.2), PFAS impacts identified in groundwater on the northern site boundary, near MW107I and the FTF, were included for remediation in the Base Wide RAP Addendum. Further investigation of shallow soil in the area was also recommended to attempt to identify potential PFAS source(s).

The following areas were not addressed in the Base Wide RAP Addendum:

- Source Area 4 – Area used by Fitters. PFAS impacts appeared to be isolated and showed low leaching potential.
- Other potential source areas identified in the PMAP (including Hangar 54, Fuel Farm 2 and the Tanker Parking Area / Former Fuel Farm), contain critical infrastructure for Defence operations which restrict access. Remediation at these potential source areas will need to be undertaken opportunistically and will likely be incorporated into site redevelopment if or when it occurs. Monitoring under the OMP will continue in the meantime.

2.5.2 2023 Targeted Groundwater Investigation

A 2023 Targeted Groundwater Investigation was undertaken by AECOM (2023d) and included the installation and sampling of 20 groundwater monitoring wells, including installation of a shallow monitoring well (MW107S) at the existing monitoring well MW107I (intermediate) and MW107D (deep) locations, where elevated PFAS concentrations were reported in groundwater during previous monitoring works.

In summary, a potential secondary source of PFAS contamination in shallow soils was considered likely present in the FTF area of the site within the vicinity of MW107.

2.5.3 PFAS Mass Flux Study

The PFAS mass flux study (AECOM, 2021b) confirmed the DSI (AECOM, 2018a) conclusion that surface water was the primary transport mechanism for PFAS off-site.

The total site wide PFAS mass discharge estimate was reported to be (AECOM, 2021b):

	PFOS + PFHxS		Sum of PFAS	
	g/yr	%	g/yr	%
Groundwater	73	3	133	3
Surface Water	2,575.85	97	3,667.21	97
Total	2,650.85		3,799.21	

The total site wide PFAS mass discharge estimate was updated in the Targeted Groundwater Investigation (AECOM, 2023d) as follows:

	PFOS + PFHxS		Sum of PFAS	
	g/yr	%	g/yr	%
Groundwater	287	10	508	12
Surface Water	2,575.85	90	3,667.21	88
Total	2,862.85		4,175.21	

Noting that the groundwater PFAS discharge estimates from the Targeted Groundwater Investigation (AECOM, 2023d) are based on one round of sampling only, it remains evident, consistent with the CSM, that the primary pathway for PFAS mass discharged off-site is via surface water.

2.5.4 Infrastructure Projects

On-site

Construction works being carried out by Duratec Australia to update the aircraft underground fuel lines have now been completed and resulted in the loss of monitoring well MW027, which appeared to be covered by the remnants of a soil stockpile.

Off-site

Road rectification and road widening works being carried out by Hawkesbury Council along Cornwallis Road and Cornwells Lane were ongoing during this monitoring period. This prevented access to several sampling locations (SW081/SD081) as well as likely resulting in the loss of several monitoring wells in the network, covered by the new road base or compacted remnants of soil stockpiles (MW082, MW086, MW091 and MW092).

3 Sampling and Analysis Methodology

The sampling and analysis methodology for the OMP is presented in the current SAQP (AECOM, 2023b), which is included in Appendix B. The SAQP outlines the proposed sampling schedule, analytes, methodology and rationale, setting six monthly groundwater, surface water and sediment sampling at the site and detailing the sampling locations for all media.

3.1 Sampling Events

A summary of the OMP monitoring events completed in the OMR period (July 2023 to June 2024) in accordance with the SAQP (AECOM, 2023b) is provided in Table 3.1.

Table 3.1: Summary of Monitoring Events

Monitoring Event	Scope per SAQP	Samples collected	Analysis
Biannual Sampling – Nov 2023 Groundwater, Surface Water and Sediment Sampling Event (AECOM, 2024a) (20-27 November 2023)	83 GW samples	79 GW locations	PFAS extended suite
	23 SW samples	20 SW locations	
	22 SED samples	21 SED samples	
Biannual Sampling – May 2024 Groundwater, Surface Water and Sediment Sampling Event (AECOM, 2024b) (20-28 May 2024; 13-14 June 2024)	83 GW samples	74 GW locations	PFAS extended suite
	23 SW samples	21 SW locations	
	22 SED samples	20 SED samples	

Note: SW = surface water; GW = groundwater, SED = sediment

Sample locations for groundwater, surface water and sediment are shown on Figures 4 and 5. The following paired locations are present:

- Shallow/deep paired groundwater locations at MW107I/MW107D, MW001/MW114 and MW002/MW113, although the latter two pairs were not installed simultaneously.
- All surface water and sediment locations are paired, except for SW037, which is located at the STP.

3.2 Variations from SAQP Requirements

Variations from the scope outlined in SAQP for the monitoring period are summarised in Table 3.2.

Table 3.2: Variations from SAQP Requirements

SAQP Requirement	Sampling Event Deviation	Impact on Data Set
Biannual Sampling Event - November 2023 (AECOM, 2024a)		
Collect groundwater samples at 83 locations	4 groundwater locations were not sampled during the event: • MW027 was not accessible, the well was covered by a stockpile associated with construction works. • MW054 could not be sampled as it was observed to be dry. • MW082 was not accessible, as was covered by a soil stockpile associated with recent road widening works. • MW086 was not accessible, as was covered by remnants of a soil stockpile.	The lack of gauging and sampling data at two locations (MW027 and MW054) is not considered to have a substantial impact on the existing data set or represent a major data gap, as other representative nearby or boundary monitoring wells were able to be gauged and sampled. The lack of gauging and sampling data at two locations (MW082 and MW086) presents a potential data gap in the off-site and boundary coverage and delineation of the identified PFAS groundwater plume.
Collect surface water samples at 23 locations	3 surface water locations were not sampled during the event: SW001, SW081 and SW085 were not sampled as observed to be dry.	The lack of samples from Bakers Lagoon presents a data gap for PFAS concentrations in Bakers Lagoon. The lack of surface water indicates absence of a surface water flow pathway and PFAS transport mechanism at that time. This is noteworthy for location SW081, where Bakers

SAQP Requirement	Sampling Event Deviation	Impact on Data Set
		Lagoon intermittently discharges to the Hawkesbury River.
Collect sediment samples at 22 locations	1 sediment location was not sampled during the event: SD085 not sampled as observed to be dry and not representative of Bakers Lagoon.	The lack of samples from Bakers Lagoon presents a data gap for PFAS concentrations in Bakers Lagoon. Although it is noted that sediment samples may only be collected when surface water is present, to provide a representative sample of the aquatic system.
Biannual Sampling Event - May 2024 (AECOM, 2024b)		
Collect groundwater samples at 83 locations	9 groundwater locations were not sampled during the May 2024 event due to: • MW012, MW013 and MW014 could not be located/accessed due to flooding and thick vegetation. • MW027 could not be located and is likely lost. The well had previously been covered by a stockpile associated with construction works in the area. • MW080 and MW082 could not be located. MW080 was covered by thick vegetation. MW082 was covered by new road base and is considered lost/destroyed. • MW086 could not be accessed, was covered by the remnants of a soil stockpile. • MW091 and MW092 were covered by new road base and considered lost/destroyed.	The lack of gauging and sampling data at most of these locations is not considered to have a substantial impact on the existing data set or represent a major data gap, as other representative nearby or boundary monitoring wells were able to be gauged and sampled. The lack of gauging and sampling data at some locations (MW080, MW082, MW086, MW091 and MW092) presents a potential data gap in the off-site coverage and delineation of the identified PFAS groundwater plume. The destruction of MW095 in 2022 and its removal from the SAQP in 2023, rather than replacement, also presents a potential data gap at the eastern Rickabys Drop Zone boundary. These gaps have implications for monitoring the extent of impact.
Collect surface water samples at 23 locations	2 surface water locations were not sampled during the May 2024 event due to: • SW081 was inaccessible due to road closure/ road works. • SW085 not sampled as observed to be dry.	The lack of sampling data for surface water locations at Bakers Lagoon continues to present a data gap in the understanding of PFAS concentrations at Bakers Lagoon (SW085) and migration from Bakers Lagoon to the Hawkesbury River (SW081). It is noted that access to SW081 was possible in November 2023 (although no sample as dry conditions).
Collect sediment samples at 22 locations	2 sediment locations were not sampled during the May 2024 event due to: • SD081 was inaccessible due to road closure/ road works. • SD085 not sampled as observed to be dry and not representative of Bakers Lagoon.	The lack of sampling data for sediment locations at Bakers Lagoon continues to present a data gap in the understanding of PFAS concentrations at Bakers Lagoon and migration from Bakers Lagoon to the Hawkesbury River.

3.3 Quality Assurance and Quality Control

Data validation for the data collected during this monitoring period (July 2023 – June 2024) and discussed in this report was completed and discussed within the individual factual reports (AECOM 2024a; AECOM 2024b) listed in Section 1.2 and provided in Appendix A.

Data validation procedures used in the assessment of the field and laboratory QAQC data indicated that the reported laboratory analytical results were representative of the sample locations and that the overall quality of the analytical data produced was acceptable for the purpose of the factual and interpretive reports.

3.4 Assessment Criteria

The adopted PFAS screening criteria, as outlined in the SAQP, to assess surface water and groundwater analytical results for the protection of human health and ecological receptors are presented in Table 3.3 and Table 3.4 respectively.

The adopted screening criteria were developed with reference to national guidance, including:

- Heads of EPAs Australia and New Zealand (HEPA), 2020. PFAS National Environmental Management Plan (NEMP) Version 2.0. January 2020.
- National Health and Medical Research Council (NHMRC), 2019. Guidance on Per and Polyfluoroalkyl Substances (PFAS) in Recreational Water. August 2019.
- Department of Health (DoH), 2017. Health Based Guidance Values for PFAS for use in site investigations in Australia. April 2017.
- National Environment Protection (Assessment of Site Contamination) Measure 1999, Schedule B1, as amended in 2013.

Table 3.3: PFAS Criteria – Human Health

Media	Pathway	Compound	Criteria	References
Water - groundwater	Drinking water	PFOS + PFHxS	0.07 µg/L	NEMP, 2020; DoH, 2017
		PFOA	0.56 µg/L	NEMP, 2020; DoH, 2017
Water – surface water	Recreation	PFOS + PFHxS	2 µg/L	NEMP, 2020; NHMRC, 2019
		PFOA	10 µg/L	NEMP, 2020; NHMRC, 2019

Table 3.4: PFAS Criteria – Ecological

Media	Pathway	Compound	Criteria	References
Water (freshwater) – surface water and groundwater	Bioaccumulation	PFOS	0.00023 µg/L	NEMP, 2020
		PFOA	19 µg/L	NEMP, 2020

Screening criteria for sediments are not available, noting that the PFAS NEMP 2.0 (2020) does not provide screening criteria for PFAS in sediments and there are no other Australian assessment criteria for PFAS in sediment for ecological or human health risk.

4 Monitoring Data Summary

As part of the OMP, two scheduled biannual monitoring events were completed by AECOM over the monitoring period (July 2023 - June 2024):

- November 2023 Event – 20 to 27 November 2023 (AECOM, 2024a).
- May 2024 Event – 20 to 28 May and 13 to 14 June 2024 (AECOM, 2024b).

The factual reports for the two above events are included in Appendix A. The factual reports contain tabulated results (event and historical), calibration certificates, and laboratory analytical certificates.

Sample locations for groundwater, surface water and sediment are shown on Figures 4 and 5. Results are summarised in the following sections.

4.1 Rainfall

Daily rainfall records from the Bureau of Meteorology (BoM) Richmond RAAF Station (067105) are summarised below in Figure 4.1. The monthly rainfall for the monitoring period compared with monthly averages for the station (period of operation 1994-2024) is summarised in Table 4.1. Daily cumulative rainfall deviation, using the daily mean for the station (1994-2024), for the OMP period 2019-2024 is presented in Figure 4.1.

Table 4.1: Summary of Monthly Rainfall During Monitoring Events

Month/Event	Total Monthly Rainfall (mm)	Average Monthly Rainfall (mm)	Highest Daily Rainfall (mm)
November 2023	88.6	79.9	25.6 (6 Nov 2023)
May 2024	49.6	42.7	18.4 (6 May 2024)
June 2024 (part of 'May' event)	92.8	52.1	29.6 (2 June 2024)

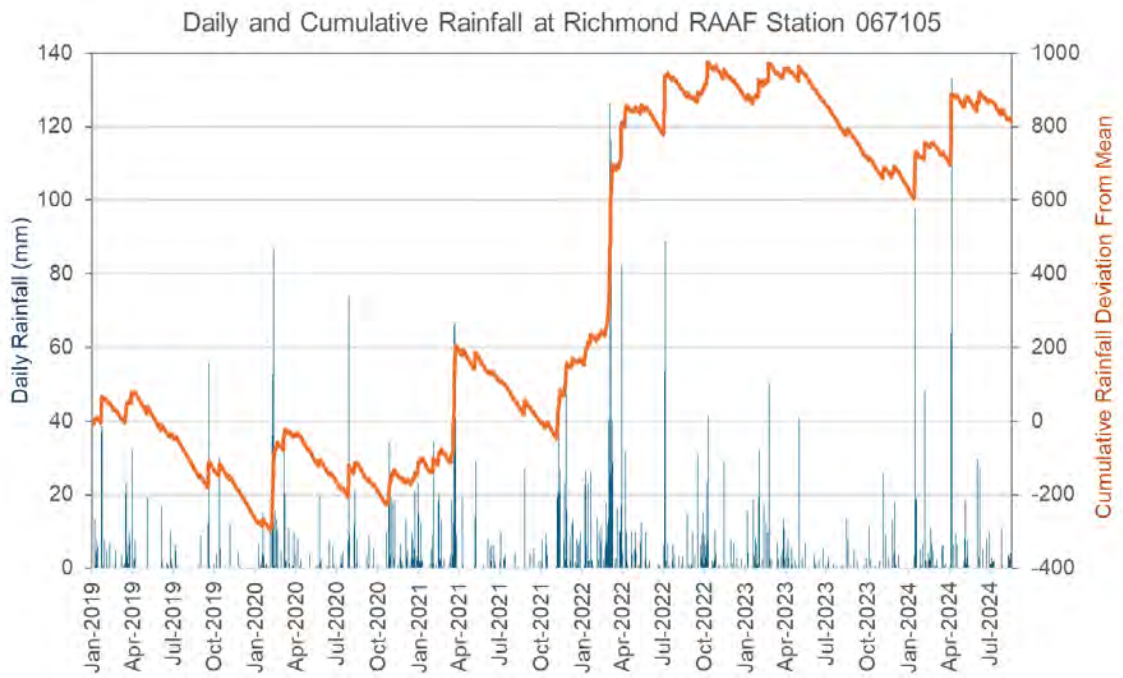

Figure 4.1: Daily Rainfall and Cumulative Rainfall Deviation for Richmond RAAF Station 067105, 2019-2024

2023 annual rainfall for Richmond RAAF station (532.0 mm) was below the annual average (761.4 mm). Although total monthly rainfalls during the monitoring events in November 2023 and May 2024 were above average (see Table 4.1), with increased regional rainfall before the May/June 2024 monitoring event.

Figure 4.1 shows that cumulative rainfall deviation from the mean was positive throughout the monitoring period, indicating a period of higher rainfall, compared with the early years of the monitoring program (2019-2021). Although a decrease in the trend is noted in mid-2023 to January 2024, where drier conditions were present.

4.1.1 Significant Weather Events

Historically high rainfall and increased surface water flows in the Hawkesbury River Catchment and have led to flooding at the site and surrounds. A significant rainfall event was recorded during the monitoring period, specifically in the month preceding the May 2024 monitoring event, on 5-6 April 2024 (197 mm).

The daily rainfall on April 6, 2024 (133.2 mm) was the highest daily record for the station period (1994 to 2024).

4.2 Groundwater Results

4.2.1 Field Observations

Field observations noted during groundwater sampling, including groundwater elevation and water quality parameters, are provided in the individual factual reports in Appendix A. A summary of notable observations is provided below.

November 2023 (AECOM, 2024a)

- Organic odour was noted at one groundwater location (MW107D).
- Sulfurous odours were noted at two groundwater locations (MW008 and MW078).

May 2024 (AECOM, 2024b)

- Sulfurous odours were noted at four groundwater locations (MW008, MW040, MW066 and MW072).
- Organic odours were noted at five groundwater locations (MW015, MW022, MW052, MW074, MW075).

4.2.2 Groundwater Elevations

The standing water level (SWL) was measured in m below top of casing at accessible wells at each monitoring event to evaluate the groundwater elevations (m AHD) prior to sampling. Groundwater elevation ranges for perched and alluvial groundwater locations from this period's monitoring events are summarised in Table 4.2 and Table 4.3 respectively. Recorded SWLs and elevations are tabulated in the individual factual reports provided in Appendix A. Historical SWLs and groundwater elevations are tabulated in Appendix C.

Groundwater elevations for key areas in the OMP are plotted with cumulative rainfall deviation from the mean in Appendix C. Note that due to the increased rainfall received, higher water elevations were observed in May 2024 compared with November 2023.

Discontinuous perched groundwater has been observed in MW070 and MW071, located in the central area of the site. Previous site investigations (AECOM, 2023) considered perched groundwater likely associated with localised surface water infiltration rather than perched from a geological layer.

Groundwater elevations at MW051 were noted to be 1-2 m higher than the surrounding wells (see the east boundary wells figure in Appendix C) and the screened interval for MW051 is reportedly shallow (1.5-4.5 mbgl) indicating MW051 is potentially screened in perched groundwater. MW070 and MW071 similarly have shallow screened intervals (2-5 mbgl) and shallow well depths (5 mbgl), although are located at a

higher elevation on site, near Hangar 54. Previously MW051 has been assumed to be screened in the alluvial aquifer. This is further discussed in Section 5.1.1.

Groundwater elevations at paired locations MW001/MW114 and MW002/MW113 showed very similar trends, indicating that although MW114 and MW113 are screened at deeper intervals (16-19 mbgl) compared to their shallower counterparts (screened at approximately 6-9 mbgl), aquifer response is similar.

Table 4.2: Summary of Groundwater Elevations - Perched

Sampling Event	No. Wells	Min. Elevation (m AHD)	Max. Elevation (m AHD)
November 2023	2	14.967 (MW071)	14.986 (MW070)
May 2024	2	15.543 (MW070)	15.695 (MW071)
All events (2019-2024)	19	14.967 (MW071)	16.268 (MW071)

Table 4.3: Summary of Groundwater Elevations - Alluvial

Sampling Event	No. Wells	Min. Elevation (m AHD)	Max. Elevation (m AHD)
November 2023	79	2.386 (MW092)	10.300 (MW075)
May 2024	74	4.119 (MW143)	10.302 (MW075)
All events (2019-2024)	83	-0.857 (MW005, May 2020)	19.610 (MW010, Nov 2022)

4.2.3 Groundwater Flow Direction

The interpreted groundwater level contours for the alluvial aquifer for each of the biannual events, completed by AECOM, during the monitoring period are presented in Figure F5 in the November 2023 (AECOM, 2024a) and Figure F5 in the May 2024 (AECOM, 2024b) sampling event factual reports (provided in Appendix A). Gauging data from the two monitoring wells screened across the perched water zone (MW070 and MW071) were excluded from the contours, to ensure the representativeness of the regional (alluvial) groundwater flow conditions (AECOM, 2024b). Per Section 4.2.2, MW051 should also be excluded from future groundwater contour plans considering groundwater elevations at this location are anomalous with the neighbouring alluvial wells and it is also potentially screened in perched groundwater.

The data from the monitoring period indicates that groundwater on the site, forming part of the Clarendon Formation Aquifer (CFA) and Lowlands Formation Aquifer (LFA) generally presents an inferred flow to the north, northeast towards the Hawkesbury River, and the Hawkesbury River tributaries of Rickabys Creek and Bakers Lagoon. The flow directions are generally consistent with those measured and reported in the detailed site investigation (DSI) (AECOM, 2018a) and the previous annual reports (AECOM, 2021a; AECOM, 2023a).

4.2.4 Groundwater Quality Parameters

Groundwater quality parameters were measured prior to collecting groundwater samples and are tabulated in the individual factual reports provided in Appendix A. A summary is provided in Table 4.4.

The groundwater quality parameter results for the monitoring period are summarised as follows:

- Groundwater was typically near neutral in pH and slightly acidic in some on-site (min pH of 5.92 at MW060) and off-site (min pH of 5.80 at MW076) locations.
- Dissolved oxygen (DO) ranged from anaerobic to aerobic conditions.
- Electrical conductivity (EC) ranged from fresh to brackish for all groundwater locations. The higher EC values were recorded on-site (9,653 µS/cm – MW005 and next highest 6,765 µS/cm – MW009). Very low EC values were recorded for on-site wells (8.15 µS/cm – MW023 [May]; 24.5 µS/cm – MW053 [November]) in this monitoring period. These values were two orders of magnitude lower than recorded in the alternate event (921 µS/cm – MW023 [November]; 1,450 µS/cm – MW053 [May]) and are likely not representative of aquifer conditions.

- Oxidation reduction potential (ORP) values indicated on-site and off-site locations had a range of reducing to oxidising conditions.
- Perched groundwater (MW070, MW071) typically had low EC (94.9-421.9 µS/cm), elevated DO (4.01-5.54 mg/L) and oxidising conditions (ORP - 8.7-129.6 mV).
- Groundwater quality parameters were comparable to recent previous monitoring events (AECOM, 2023a).

Table 4.4: Summary of Groundwater Quality Parameters

Note: Event	No. Samples	DO (mg/L)		EC (µS/cm)		pH		QRP (mV)		Temperature (°C)	
		Min	Max	Min	Max	Min	Max	Min	Max	Min	Max
On-site Management Areas											
November 2023	67	0	4.83	25	6,765	6.01	7.67	-158.2	333	17.8	24.0
May 2024	65	0.1	5.75	8.15	9,653	5.92	7.69	-191.1	145	13.6	22.4
Off-site Management Areas											
November 2023	12	0.02	2.76	259.4	1,805	5.80	6.85	-152.8	137.5	18.9	22.7
May 2024	9	0.53	3.64	280.7	3,047	6.05	7.17	-141.8	138	16.9	22.0

Note: Perched groundwater wells MW070, MW071, and potential perched groundwater well MW051 were included with alluvial aquifers in this table as these wells were found to have groundwater quality within the ranges of the alluvial aquifers on-site.

4.2.5 PFAS Analytical Results

Groundwater analytical results, from this monitoring period and historical, are tabulated in the OMP Factual Reports provided in Appendix A. A summary of PFOA, PFOS and PFOS+PFHxS concentrations for the monitoring period is provided in Table 4.5.

Table 4.5: Summary of PFOA, PFOS and PFHxS Concentrations in Groundwater

Event	No. Samples	Compound	Concentration (µg/L)		No. Samples > LOR	No. Samples > Human Health Criteria	No. Samples > Ecological Criteria
			Min	Max			
On-site Management Areas							
November 2023	67	PFOA	<0.01	26.2 (MW051)	42	9	1
	67	PFOS	<0.01	299 (MW051)	56	NA	67
	67	PFOS+PFHxS	<0.01	740 (MW051)	61	55	NA
May 2024	65	PFOA	<0.01	105 (MW107I)	37	8	2
	65	PFOS	<0.01	690 (MW107I)	55	NA	65
	65	PFOS+PFHxS	<0.01	1280 (MW107I)	60	52	NA
Off-site Management Areas							
November 2023	12	PFOA	<0.01	0.07 (MW080)	4	0	0
	12	PFOS	<0.01	1.08 (MW079)	9	NA	12
	12	PFOS+PFHxS	<0.01	3.43 (MW080)	10	5	NA
May 2024	9	PFOA	<0.01	0.06 (MW079)	1	0	0
	9	PFOS	<0.01	1.16 (MW079)	5	NA	9
	9	PFOS+PFHxS	<0.01	2.76 (MW079)	7	5	NA

Note: LOR – Limit of reporting; NA – not applicable, i.e. no criteria are available for this compound.

Groundwater results for the November 2023 and May 2024 sampling events are presented in Figure 6 to Figure 9 and are further discussed in Section 5.1. The interpreted extent of PFOS+PFHxS impact is shown in Figure 10. Extents shown in Figure 10 are based on the original PFOS+PFHxS interpreted extent layer delineated by AECOM (2023a).

Deviations from the historical data set for PFOA, PFOS, and sum of PFOS+PFHxS in groundwater are summarised in Table 4.6. No new exceedances of human health criteria were recorded in this monitoring period.

Table 4.6: Deviations from PFOA, PFOS, and PFOS+PFHxS Historical Groundwater Data Set

Event	Compound	First exceedance of ecological **criteria (µg/L)**	First exceedance of human **health criteria (µg/L)**	New historical minimum **(µg/L)**	New historical maximum **(µg/L)**
November 2023	PFOA	none	none	MW060 (0.02)	MW063 (1.37) MW073 (2.74)
	PFOS	MW076 (0.03) MW114 (0.01)	NA	MW017 (0.64) MW020 (0.04) MW041 (<0.01) MW045 (<0.01)	MW007 (0.04) MW016 (0.02) MW043 (0.18) MW074 (21.0) MW076 (0.03) MW114 (0.01)
	PFOS+PFHxS	NA	none	MW009 (0.06) MW017 (2.62) MW020 (1.71) MW030 (0.88) MW041 (<0.01) MW045 (0.03) MW144 (0.03, interlaboratory dup)	MW007 (0.27) MW016 (0.02) MW043 (0.22) MW074 (65.5) MW076 (0.06) MW078 (0.77) MW114 (0.23)
May 2024	PFOA	none	none	MW021 (0.11) MW107D (<0.01)	MW028 (0.40) MW053 (1.00) MW054 (0.02) MW068 (0.29) MW107I (105)
	PFOS	none	NA	MW021 (1.57) MW110 (0.07) MW143 (0.08)	MW054 (0.19) MW056 (0.08) MW073 (7.53) MW107I (690) MW108 (2.68) MW111 (0.35)
	PFOS+PFHxS	NA	none	MW001 (0.04) MW021 (2.71) MW064 (0.37) MW065 (0.12) MW110 (0.19) MW143 (0.13)	MW053 (22.4) MW054 (0.71) MW056 (0.11) MW059 (6.89) MW073 (58.1) MW107I (1,280) MW108 (3.63) MW111 (0.87)

Note: NA – not applicable, i.e. no criteria are available for this compound; none - no first exceedances of criteria; dup – duplicate

4.3 Surface Water Results

4.3.1 Field Observations

Field observations noted during surface water sampling are provided in the individual factual reports in Appendix A. A summary is provided below.

November 2023

- Biosheen[1] was noted on the water surface at seven surface water locations (SW003, SW007, SW008, SW009, SW014, SW015 and SW020).
- Organic odours were noted at four surface water locations (SW008, SW013, SW015 and SW016).

May 2024

- Biosheen was noted at surface water locations SW003, SW014 and SW023.
- Organic odour was noted at one surface water location (SW014).

4.3.2 Water Quality Parameters

Water quality parameters were measured prior to collecting surface water samples and are tabulated in the individual factual reports provided in Appendix A. A summary is provided in Table 4.6. Surface water quality parameters were comparable to recent previous monitoring events (AECOM, 2023a).

Table 4.7: Summary of Surface Water Quality Parameters

Event	No. Samples	Dissolved Oxygen (mg/L)		Electrical **Conductivity (µS/cm)**		pH		Oxidation-reduction potential (mV)		Temperature (°C)	
		Min	Max	Min	Max	Min	Max	Min	Max	Min	Max
On-site Management Areas											
November 2023	10	0	10.2	205.4	1,456	5.11	7.51	-80.9	170.8	18.8	28.6
May 2024	11	1.56	11.45	20.6	365.3	6.5	7.7	-31.4	103.1	10.6	17.7
Off-site											
November 2023	10	1.05	7.22	141	5,363	6.79	8.31	-75.2	64.1	21.0	29.5
May 2024	10	3.37	8.32	155	1,483	6.75	7.45	40.1	136.5	12.1	19.1

4.3.3 PFAS Analytical Results

Surface water analytical results, from this monitoring period and historical, are tabulated in the OMP Factual Reports provided in Appendix A. A summary of PFOA, PFOS and PFOS+PFHxS concentrations for the monitoring period is provided in Table 4.7.

Surface water sample results for the November 2023 and May 2024 sampling events are presented in Figure 11 to Figure 14 and are further discussed in Section 5.2.

Table 4.8: Summary of PFOA, PFOS and PFHxS Concentrations in Surface Water

Event	No. Samples	Compound	Concentration (µg/L)		No. Samples > LOR	No. Samples > Human Health Criteria	No. Samples > Ecological Criteria
			Min	Max			
On-site Management Areas							
November 2023	10	PFOA	<0.01	0.43 (SW003)	7	0	0
	10	PFOS	0.04	15 (SW003)	10	NA	10
	10	PFOS+PFHxS	0.06	18.8 (SW003)	10	9	NA
May 2024	11	PFOA	<0.01	4.43 (SW001)	6	2	0
	11	PFOS	0.03	18.9 (SW001)	11	NA	11

[1] A biosheen also known as an organic or biological sheen, is a shiny rainbow or silver appearance on the surface of water, that is caused by decomposition of plant or animal materials or bacteria by-products. They can look like sheens caused by pollution, e.g. oil/petroleum, but are naturally occurring. Biosheens typically break apart when disturbed, while oil sheens will swirl and reform.

Event	No. Samples	Compound	Concentration (µg/L)		No. Samples > LOR	No. Samples > Human Health Criteria	No. Samples > Ecological Criteria
			Min	Max			
	11	PFOS+PFHxS	0.05	35.2 (SW001)	11	7	NA
Off-site							
November 2023	10	PFOA	<0.01	0.02 (SW016)	5	0	0
	10	PFOS	<0.01	0.27 (SW016)	8	NA	10
	10	PFOS+PFHxS	<0.01	0.46 (SW016)	8	4	NA
May 2024	10	PFOA	<0.01	0.01 (SW020)	0	0	0
	10	PFOS	<0.01	0.08 (SW015)	7	NA	10
	10	PFOS+PFHxS	<0.01	0.26 (SW015)	8	4	NA

Deviations from the historical data set for PFOA, PFOS, and sum of PFOS+PFHxS in surface water are summarised in Table 4.9. No new exceedances of human health criteria were recorded in this monitoring period.

Table 4.9: Deviations from PFOA, PFOS, and PFOS+PFHxS Historical Surface Water Data Set

Event	Compound	First exceedance of **ecological criteria (µg/L)**	First exceedance of human **health criteria (µg/L)**	New historical minimum **(µg/L)**	New historical maximum **(µg/L)**
November 2023	PFOA	none	none	none	SW037 (0.06)
	PFOS	none	NA	none	SW022 (0.07)
	PFOS+PFHxS	NA	none	none	SW022 (0.34) SW037 (1.00)
May 2024	PFOA	none	none	none	none
	PFOS	none	NA	SW007 (0.03) SW008 (0.03)	none
	PFOS+PFHxS	NA	none	SW007 (0.05) SW008 (0.05)	none

Note: NA – not applicable, i.e. no criteria are available for this compound; none - no first exceedances of criteria; dup – duplicate

4.4 Sediment Results

4.4.1 Field Observations

Field observations noted during sediment sampling, are provided in the individual factual reports in Appendix A. A summary is provided below.

November 2023

- No anthropogenic inclusions or staining were observed. Organic odours were noted at three sediment locations (SD007, SD013 and SD022).

May 2024

- No anthropogenic inclusions or staining were observed. Organic odours were noted at three sediment locations (SD015, SD018 and SD023).

4.4.2 PFAS Analytical Results

Sediment PFAS analytical results, from this monitoring period and historical, are tabulated in the OMP Factual Reports provided in Appendix A. A summary of PFOA, PFOS and PFOS+PFHxS concentrations for the monitoring period is provided in Table 4.10.

Sediment results for the November 2023 and May 2024 sampling events are presented in Figure 15 to Figure 18 and are further discussed in Section 5.3.

Table 4.10: Summary of PFOA and Sum of PFOS and PFHxS Concentrations in Sediment

Event	No. Samples	Compound	Concentration (mg/kg)		No. Samples > LOR
			Min	Max	
On-site Management Areas					
November 2023	10	PFOA	<0.0002	0.0901 (SD001)	8
	10	PFOS+PFHxS	0.0028	5.51 (SD001)	10
May 2024	10	PFOA	<0.0002	0.054 (SD001)	7
	10	PFOS+PFHxS	0.0054	5.53 (SD001)	10
Off-site					
November 2023	11	PFOA	<0.0002	<0.0002	0
	11	PFOS+PFHxS	<0.0002	0.0095 (SD023)	8
May 2024	10	PFOA	<0.0002	0.0003 (SD022)	1
	10	PFOS+PFHxS	<0.0002	0.0163 (SD015)	9

Deviations from the historical data set for PFOA and sum of PFOS+PFHxS in sediment are summarised in Table 4.11.

Table 4.11: Deviations from PFOA, PFOS, and PFOS+PFHxS Historical Sediment Data Set

Event	Compound	New historical minimum (mg/kg)	New historical maximum (mg/kg)
November 2023	PFOA	SD011* (0.0001)	none
	PFOS+PFHxS	none	none
May 2024	PFOA	SD003 (0.0015) SD015* (0.0001)	none
	PFOS+PFHxS	SD009 (0.0128)	SD022 (0.0139) SD035 (0.0078)

Note: * SD011 and SD015 recorded new minimum PFOA results in interlaboratory duplicates, however previous results at these locations had been below an LOR of 0.0002 mg/kg.

5 Interpretive Analysis

This section discusses the results of the two biannual monitoring events, November 2023 and May 2024, in the context of historical monitoring data, discussing any trends in groundwater elevations or flow, PFAS concentrations and observed plume characteristics.

Qualitative trend analysis was completed by reviewing and interpreting PFOA and PFOS+PFHxS time-series plots for groundwater, surface water and sediment, these are presented in Appendices C and D.

Quantitative trend analysis was completed (using Mann-Kendall analysis) for selected groundwater monitoring locations. Mann Kendall trend analysis results for PFOS+PFHxS and PFOA are provided below in Section 5.1.1 and detailed trend analysis reports are provided in Appendix F.

Mann Kendall trend analysis was not undertaken for surface water locations. The variable nature of surface water flow, as influenced by rainfall, likely affects PFAS concentrations and needs to be considered in trend analysis.

5.1 Groundwater

5.1.1 Groundwater Elevations and Flow

Groundwater elevations (m AHD) and groundwater level contours for November 2023 and May 2024 are presented on Figure F5 in the November 2023 (AECOM, 2024a) factual report and Figure F5 in the May 2024 (AECOM, 2024b) factual report, respectively (provided in Appendix A).

Groundwater elevations in the perched and alluvial aquifers in November 2023 and May 2024 were generally lower than groundwater elevations reported in 2022 and early 2023, when significant rainfall events and flooding events across the broader Hawkesbury River Catchment Area were recorded.

Groundwater elevations in 2018 to 2020 (AECOM, 2021a) were lower than more recent events, which can be attributed to the historically drier conditions observed in the region at that time, in comparison to higher rainfall conditions observed since early 2020 through 2022.

Groundwater elevations at MW051 have been noted to be 1-2 m higher than the surrounding wells (see the figure for the east boundary wells in Appendix C) and the screened interval for MW051 is reportedly shallow (1.5-4.5 mbgl) indicating MW051 is potentially screened in perched groundwater. Previously MW051 has been assumed to be screened in the alluvial aquifer, specifically the CFA. The consistently higher groundwater elevations, slightly different responses/trends in groundwater elevation over time, and different PFAS concentrations (by an order of magnitude) at MW051 from its neighbouring wells (MW047, MW050, and MW052) support this interpretation of perched groundwater at MW051.

No change in the overall groundwater flow regime over time has been observed. Groundwater has consistently flowed in a north and north-easterly direction towards the Hawkesbury River and its tributaries.

5.1.2 PFAS Time Series and Trend Analysis

PFOA and PFOS+PFHxS time-series plots for groundwater are presented in Appendix D.

Mann Kendall trend analysis of PFOA and the sum of PFHxS and PFOS concentration for 38 selected wells was conducted using the United States EPA statistical software ProUCL, using a 95% confidence limit, to determine whether concentrations had an increasing or decreasing trend. The results are summarised below, with detailed reports presented in Appendix F.

Locations selected for Mann Kendall analysis were source area or site boundary locations sampled within the monitoring period, with concentrations detected above the detection limit, and sufficient temporal data.

Mann-Kendall trend analysis uses the following statistical metrics: Mann-Kendall statistic (S), p-value, and the coefficient of variation (CoV), to determine whether an increasing or decreasing trend is identified, or if there is insufficient data to identify a trend. Where a 95% confidence limit is applied and:

- S > 0 and p <0.05 an increasing trend is identified;
- S < 0 and p <0.05 a decreasing trend is identified;
- p > 0.1 and CoV < 1 a stable trend is inferred; and
- where none of the above are identified, no clear trend is identified.

The Mann Kendall test makes the following assumptions about the input data set:

- Independent concentration measurements.
- A minimum of 4 measurements is required, but a minimum of 8 to 10 measurements is recommended.
- Data is not seasonally impacted nor has other variables that affect data.
- Data is not required to be normally distributed and can handle non-detects and outliers.

It should be noted that data used for the trend analysis was typically clustered in autumn and spring of each year (with biannual sampling rounds in May and November). Although some locations had data from July/August 2017 or June 2024. A test for seasonality or variability of the data through correlation of SWLs and PFAS concentrations is discussed below, to assess suitability of the use of the Mann Kendall test.

Results of the Mann Kendall trend analysis by area are presented below in Tables 5.1 to 5.9.

Table 5.1: Mann Kendall Trend Analysis – FFTG and West of Site

Location	PFOA Trend	PFOS+PFHxS Trend	Trend change from 2023 (AECOM, 2023a)?
MW008	Not detected (ND)	Stable	Yes (PFOS+PFHxS was increasing)
MW009	ND	Decreasing	Yes (PFOS+PFHxS was stable)
MW010	Inconclusive*	Inconclusive	No
MW040	Decreasing	Decreasing	No
MW079	Increasing	Increasing	Yes (PFOA was stable)

Note: *Inconclusive indicates insufficient evidence to determine trend.

Table 5.2: Mann Kendall Trend Analysis – Fire Station / Hanger 54 (Central Area)

Location	PFOA Trend	PFOS+PFHxS Trend	Trend change from 2023 (AECOM, 2023a)?
MW024	ND	Increasing	No
MW025	ND	Stable	No
MW028	Increasing	Increasing	No
MW062	Stable	Stable	No
MW063	Stable	Stable	No

Table 5.3: Mann Kendall Trend Analysis – East Boundary

Location	PFOA Trend	PFOS+PFHxS Trend	Trend change from 2023 (AECOM, 2023a)?
MW047	Decreasing	Decreasing	No
MW048	ND	Increasing	Not assessed in 2023
MW050	Stable	Stable	No
MW051	Increasing	Inconclusive	Yes (PFOS+PFHxS was increasing)
MW052	Decreasing	Decreasing	No

Table 5.4: Mann Kendall Trend Analysis – AFCTA and FTF

Location	PFOA Trend	PFOS+PFHxS Trend	Trend change from 2023 (AECOM, 2023a)?
MW030	Stable	Decreasing	No

Location	PFOA Trend	PFOS+PFHxS Trend	Trend change from 2023 (AECOM, 2023a)?
MW053	Increasing	Increasing	No
MW054	Stable	Increasing	No
MW057	Increasing	Stable	No
MW058	Inconclusive	Stable	Yes (PFOA was increasing)
MW107I	Inconclusive	Increasing	Yes (PFOA was probably increasing)
MW107D	Inconclusive	Stable	Yes (PFOS+PFHxS had no trend identified)
MW108	Stable	Inconclusive	Yes (PFOS+PFHxS was stable)

Table 5.5: Mann Kendall Trend Analysis – South Boundary

Location	PFOA Trend	PFOS+PFHxS Trend	Trend change from 2023 (AECOM, 2023a)?
MW007	ND	Stable	Not assessed in 2023
MW041	ND	Decreasing	No
MW042	ND	Inconclusive	Not assessed in 2023
MW043	ND	Inconclusive	Not assessed in 2023

Table 5.6: Mann Kendall Trend Analysis – Rickabys Drop Zone

Location	PFOA Trend	PFOS+PFHxS Trend	Trend change from 2023 (AECOM, 2023a)?
MW001	ND	Inconclusive	Yes (PFOS+PFHxS was stable)
MW005	Inconclusive	Decreasing	Not assessed in 2023
MW111	Stable	Stable	Not assessed in 2023
MW114	ND	Increasing	Yes (PFOS+PFHxS had no trend identified)

Table 5.7: Mann Kendall Trend Analysis – STP and Surrounds

Location	PFOA Trend	PFOS+PFHxS Trend	Trend change from 2023 (AECOM, 2023a)?
MW021	Decreasing	Decreasing	No
MW022	Decreasing	Decreasing	Yes (PFOA was stable)
MW023	Stable	Stable	No
MW109	Stable	Stable	Yes (PFOS+PFHxS was probably increasing)
MW110	Stable	Stable	Yes (no trends were identified)

Table 5.8: Mann Kendall Trend Analysis – Off-site (north)*

Location	PFOA Trend	PFOS+PFHxS Trend
MW143	ND	Stable
MW144	ND	Stable

Note: MW143 and MW144 only had 4 data points each, 8-10 data points is recommended, these results should be considered provisional until further data is collected. Mann Kendall was not performed in 2023 (AECOM, 2023a).

Decreasing PFAS trends were identified in 9 wells at the FFTG (MW009, MW040), STP (MW021, MW022), west (MW030), south (MW041), Rickabys Drop Zone (MW005), and eastern (MW047, MW052) boundaries of the site.

Increasing PFAS trends were identified in 10 wells at the central (MW024, MW028), west (MW053, MW054, MW057, MW079, MW107I), Area used by Fitters (MW051), and east boundary (MW048, MW114) areas of the site.

There were some changes in identified trends between this OMR and the previous 2021-2023 report (AECOM, 2023a). This is likely related to additional data points for most locations and in some cases the difference in confidence limits used. Trends were only reported, in this report, when they were identified with

a 95% confidence limit. AECOM (2023a) reported trends as “probable” where less than 95% but greater than 90% confidence limits applied.

Testing the Data Set for Seasonality or SWL Variability

The OMP data is collected bi-annually in May and November. Trend analysis using the Mann Kendall test assumes no seasonality or other variables affecting the data set. The data set was tested to determine if SWL variability was present, as an indication of whether a Mann Kendall test was appropriate. A least squares linear regression on SWLs and PFOA / PFOS+PFHxS concentrations was completed to calculate R-squared (R^2) values. R^2 is a value between 0 to 1 that indicates how well a linear regression model fits a data set, with 0 having no correlation and 1 indicating a perfect fit.

R^2 values for SWL and PFAS concentrations for the 38 wells selected for Mann Kendall analysis were typically low (<0.5) and averaged 0.2 or less, indicating there is generally a limited relationship between PFAS concentrations and SWLs. Although two locations, MW040 and MW052, had values of 0.6 to 0.7, indicating some correlation at these locations between PFAS concentrations and SWLs. It should be noted this is an observed correlation and not causation, i.e. PFAS concentration changes may not be directly caused by increased or decreased SWLs.

The groundwater PFAS data set was generally considered to not be directly correlated to groundwater levels. Although, some locations, which had low R^2 values, appear to potentially have a lagged response, with an increase in PFAS concentrations following an increase in groundwater elevation (for example see time series figures for MW025 and MW048 in Appendix D).

Use of the Mann Kendall test was considered appropriate for most of the data set. Locations MW040 and MW052 were additionally tested with seasonally separate data i.e. the Mann Kendall test was applied to split May and November data sets to check the identified trends. Trends were still identified as decreasing for MW040 and MW052 in the split May and November data, except for the MW052 May data, where there was insufficient evidence to identify a trend. As only five May data points were available, these trends should be re-evaluated in the next annual OMR when additional data is available.

5.1.3 PFAS Plume Characteristics

The current interpreted PFAS plume (based on PFOS+PFHxS concentrations) is presented on Figure 10. The extents shown in Figure 10 are based on the original PFOS+PFHxS interpreted layer delineated by AECOM (2023a).

The groundwater PFOS+PFHxS extents recorded in the monitoring period are generally similar to the plume presented in the 2023 OMR (AECOM, 2023a), except for the following changes:

- Extension of the interpreted 0.07 µg/L to 10 µg/L PFOS+PFHxS concentration boundary to the south to include MW007, which has historically had concentrations greater than 0.07, and in November 2023 recorded 0.27 µg/L PFOS+PFHxS, the highest recorded at MW007.
- PFOS+PFHxS concentrations at off-site MW081 have been recorded above 0.07 µg/L historically and in May 2024. The plume boundary for the interpreted 0.07-10 µg/L PFOS+PFHxS concentration was not extended to include MW081 due to the distance from the site and from other monitoring wells, and uncertainty if the concentrations are from the main plume or another source.

Conditions Affecting Interpretive Analysis of Groundwater

There were four off-site sentinel groundwater locations, MW080 and MW082 to the northwest and MW091 and MW092 to the east, where data could not be collected in the May 2024 event due to locations being lost or destroyed (see Table 3.2). Additionally, the destruction of MW095 in 2022 and removal from the SAQP in 2023, rather than replacement, also presents a potential data gap at the eastern Rickabys Drop Zone boundary. This has implications for monitoring the extent of impact.

5.2 Surface Water

Concentrations of PFAS in surface water were generally within historical ranges for the three key analytes, except for:

- Concentrations of PFOA and PFOS+PFHxS exceeded historical ranges at two locations, one on-site (SW037) and one off-site (SW022) in November 2023.
- Concentrations of PFOA and PFOS+PFHxS were below historical ranges at two boundary locations, SW007 and SW008, in May 2024.

The highest PFOS+PFHxS concentrations were reported near the AFCTA area at SW001 in May 2024, whilst the lowest PFOS+PFHxS concentrations (<LOR) were reported in the Hawkesbury River upstream (MW024) and downstream (MW030) of the site.

5.2.1 PFAS Time Series

PFOA and PFOS+PFHxS time-series plots for paired surface water and sediment locations are presented in Appendix E. Monthly rainfall was also plotted to allow for interpretation of the influence of rainfall.

Historically, increases in PFAS concentrations in surface water were reported for sampling events following significant rainfall periods e.g. March 2022, which formed part of the CSM regarding the mobilisation of PFAS to surface water during and following significant rainfall events (AECOM, 2023). This trend of increasing PFOS+PFHxS concentrations following rainfall can be observed for 2022 at most locations in the time series graphs presented in Appendix E.

The May 2024 event was conducted in a wetter period compared with the November 2023 round. Key PFAS (PFOA and PFOS+PFHxS) concentrations do not appear to consistently increase between November 2023 and May 2024 at most locations and not for all PFAS compounds. Decreases were noted between November and May for PFOS+PFHxS at most locations (14) sampled in both events (SW005, SW007, SW008, SW009, SW013, SW014, SW015, SW016, SW019, SW020, SW022, SW023, SW035, SW037).

Overall PFAS trends i.e. increasing or decreasing, for the OMP program (2019-2024) at all surface water locations are difficult to determine from time-series plots alone.

In the absence of surface water flow data (paired with PFAS concentration data) for trend analysis, the use of a seasonal Mann Kendall analysis (May and November) for surface water data could be considered. In the current monitoring period, most locations only have 4 data points for May and 5 data points for November, which is typically considered too few for Mann Kendall analysis.

Conditions Affecting Interpretive Analysis of Surface Water

There were two off-site surface water locations associated with Bakers Lagoon (SW085) and the drain north of Bakers Lagoon (SW081) that discharges to the Hawkesbury River, where data could not be collected in either the May or November event due to locations being dry or inaccessible (see Table 3.2). This presents a data gap in the understanding of PFAS concentrations at Bakers Lagoon and PFAS migration from Bakers Lagoon to the Hawkesbury River. The lack of surface water at locations SW085 and SW081, indicates the absence of a surface water flow pathway and PFAS transport mechanism at that time. This is noteworthy for location SW081, where Bakers Lagoon intermittently discharges to the Hawkesbury River.

5.3 Sediment

Concentrations of PFAS in sediment were generally within or below historical ranges for the three key analytes, except for concentrations of PFOS+PFHxS exceeding historical ranges at two off-site upstream locations, SD022 (unnamed tributary of Rickabys Creek) and SD035 (background location at Pughs Lagoon) in May 2024. Higher than historical concentrations at SD022 and SD035 are indicative of potential off-site upstream sources.

5.3.1 PFAS Time Series

PFOA and PFOS+PFHxS time-series plots for paired surface water and sediment locations are presented in Appendix E.

Increases were noted between November 2023 and May 2024 for PFOS+PFHxS at most locations (11 out of 20) sampled in both events (SD001, SD002, SD007, SD011, SD013, SD014, SD015, SD019, SD020, SD022, SD035).

PFOA concentrations between November 2023 and May 2024 remained the same or below the LOR at most locations (12 out of 20). Two locations had PFOA increases noted (SD011, SD022) between November 2023 and May 2024.

Conditions Affecting Interpretive Analysis of Sediment

There were two off-site sediment locations associated with Bakers Lagoon (SD085) and the drain north of Bakers Lagoon (SD081) where data could not be collected in either the May or November event due to locations being dry or inaccessible (see Table 3.2).

6 Discussion

6.1 Conceptual Site Model

The CSM, per the DSI (AECOM, 2018) and PMAP (Defence, 2019b), summarises the PFAS sources at the site, potential exposure pathways via which receptors may be exposed to PFAS from the site, and the potential human and ecological receptors. No significant changes to the CSM were noted in the previous annual OMR's (AECOM 2021 and 2023).

Nation Partners has reviewed the CSM with consideration of the additional data set collected during the monitoring period (July 2023 to June 2024).

6.1.1 PFAS Source Areas

No new PFAS source areas have been identified based on the data collected during the monitoring period.

Key findings relating to existing source areas include:

- PFAS concentrations in groundwater, surface water, and sediment were generally within historical ranges. Although, new maximums for PFOA and PFOS+PFHxS were recorded for groundwater, surface water and sediment.
- New maximum PFOS+PFHxS concentrations at MW007 and MW043 were recorded in November 2023. These locations are upgradient of current identified source areas, on the southern boundary of the site. There is potential for either new sources or off-site sources at this location. These locations should be re-evaluated in the next OMR for CSM implications and potential off-site sources.
- AECOM (2023a) noted that PFAS concentrations in groundwater at the FFTG (MW040) appear to be decreasing following soil remediation activities in this area. It is noted that decreasing trends continued to be observed at MW040 and a relationship between groundwater levels and PFAS concentrations was indicated (see Section 5.1.2), suggesting other variables at this location have potential to impact PFAS concentrations. Performance monitoring is ongoing at the FFTG to understand remedial success.
- AECOM (2023a) noted that elevated PFAS concentrations in groundwater at MW051 in November 2022 were potentially attributable to a significant rainfall event and surface water infiltration from a nearby stormwater drainpipe. MW051 is located near the site gate on Percival St. The main underground stormwater drain leading off-site, according to existing drainage maps (AECOM 2023a, 2018a), is approximately 60 m northwest of MW051, closer to MW050. Groundwater elevations at MW051 are 1-2 m higher than the surrounding wells and the well has a shallow screened interval (1.5-4.5 mbgl), see figure in Appendix C and discussion in Section 5.1.1, indicating MW051 is potentially screened in perched groundwater. The presence of perched groundwater, sourced by surface water infiltration, and a potential localised PFAS presence in soil could explain the elevated PFAS concentrations at MW051. A nearby soil sample (BH174) collected at depth (0.5 m bgl) in the Area used by Fitters by AECOM (2022) was noted to have elevated concentrations of PFOS+PFHxS (16 mg/kg).
- The increased PFAS concentrations noted at MW051 in November 2022 may be related to increased rainfall and groundwater levels at that time. Some other wells on site had a similar concentration increase in November 2022, following peak groundwater elevation, including nearby, MW050 and MW072 (see graphs in Appendix D). However, concentrations of PFOS+PFHxS were an order of magnitude higher at MW051.
- The groundwater PFAS plume extent has been slightly extended to the south in the vicinity of MW007. This change is minor and is not currently interpreted to indicate changes to PFAS source areas or transport mechanisms. Although as noted above, PFAS increases at the southern boundary (which is upgradient of current known sources) should be re-evaluated in the next OMR for potential off-site sources.

6.1.2 Potential Exposure Pathways

No new PFAS exposure pathways have been identified based on the data collected during the monitoring period. Key findings relating to exposure pathways include:

- As noted in AECOM (2023), despite increases in PFAS concentrations in groundwater e.g. MW107I, and subsequent increased estimates of mass flux of PFAS discharged off-site via groundwater, surface water is still the largest contributor to PFAS mass discharge off-site, with no change to conceptual understanding of PFAS migration pathways.
- Surface water and sediment sample locations (SW081/SD081) north of Bakers Lagoon had substantial (post-flooding) gully erosion in 2022 with ongoing council rectification works in 2023 (AECOM, 2023). As noted by AECOM (2023) it is unknown if changes in connection between Bakers Lagoon and the Hawkesbury River will be established post rectification works. No updates to the CSM in this area are currently proposed. This area will be re-assessed at the next sampling event in November 2024.

6.1.3 Receptors

No new receptors have been identified based on the data collected during the monitoring period and reported in the November 2023 and May 2024 factual reports (AECOM, 2024a and 2024b).

6.2 Risk Profile Review

6.2.1 Risk Profile Summary

The risk profile, as identified in the DSI (AECOM, 2018a), the Human Health Risk Assessment (HHRA) (AECOM, 2018b) and the Ecological Risk Assessment (ERA) (AECOM, 2018c) is summarised below.

The HHRA (AECOM, 2018b) concluded that typical exposure to PFAS for most people in the study area was unlikely to result in cumulative PFAS intakes that exceed the tolerable daily intake (TDI). This included:

- Residents that do not consume home grown eggs.
- Horticultural / agricultural workers.
- Recreational users of local waterways who do not live in the study area.
- Council workers.

The HHRA found that for a small number of people who live in the study area and eat a large proportion of their diet from home grown eggs from backyard poultry, home grown red meat from cattle, and/or fish caught from local waterways, there was potential for elevated PFAS exposure.

The ERA (AECOM, 2018c) found there was potential for unacceptable risks to ecological receptors which may inhabit terrestrial and aquatic environments at the site and surrounding area, driven by the:

- Migration of impacts associated with the AFCTA and STP / TWP to on-site surface water bodies.
- Discharge of PFAS impacted surface water from the site to Rickabys Creek.
- Discharge of PFAS impacted surface water from the STP / TWP on-site through an underground pipe to Bakers Lagoon.
- Bioaccumulation of PFAS in aquatic (fish and benthic invertebrates) and terrestrial organisms (terrestrial invertebrates).

6.2.2 Groundwater

Most concentrations reported for ground water monitoring locations were consistent with historical results, except for the following:

- PFOA and PFOS+PFHxS concentrations exceeding historical ranges were identified at some wells in several source areas (AFCTA, Hangar 54, Fuel Farm 1), the FTF, and some boundary locations (south, north, north-west and Rickabys Drop Zone).
- New exceedances of PFOS ecological criteria at MW076 (off-site, south of site) and MW114 (Rickabys Drop Zone) in November 2023.

Despite some increases in PFAS concentrations in groundwater described above, there is no significant change to the risk profile for human or ecological receptors. It is noted that concentrations recorded at MW107I in May 2024 were elevated an order of magnitude higher than the previous two monitoring events, but comparable to the November 2022 event. As noted in Section 2.5.1, shallow soil sampling is proposed in this area to identify potential PFAS source(s), along with groundwater remediation works.

Other locations have been identified for monitoring well replacement to be considered in the OMP revision and trends have been noted for re-evaluation (e.g. increases at southern boundary wells MW007 and MW043) at the next OMR when additional data is available.

6.2.3 Surface Water

Most concentrations reported for surface water monitoring locations were consistent with historical results. Two locations had PFOA and PFOS+PFHxS exceeding historical ranges (SW0037 [on-site] and SW022 [off-site]) in November 2023. No new exceedances of assessment criteria were recorded.

Two off-site locations associated with the Bakers Lagoon area (SW081, SW085) were unable to be sampled in either the May or November event (see Table 3.2). This presents a potential data gap in the assessment of risk profiles for that area. Locations SW085 and SW081 were unable to be sampled in November 2024 due to dry conditions, indicating the absence of a surface water flow pathway and PFAS transport mechanism at that time. This is noteworthy for location SW081, where Bakers Lagoon intermittently discharges to the Hawkesbury River.

Based on the concentrations of PFAS in surface water there is no significant change to the risk profile for human or ecological receptors.

6.2.4 Sediment

Most concentrations reported for sediment monitoring locations were consistent with historical results, except for PFOS+PFHxS exceeding historical ranges at two off-site upstream locations (SD022 and SD035) in May 2024. Higher than historical concentrations at SD022 and SD035 are indicative of potential off-site upstream sources.

Two off-site locations associated with the Bakers Lagoon area (SD081, SD085) were unable to be sampled in either the May or November event (see Table 3.2). This presents a potential data gap in the assessment of risk profiles for that area. New sampling locations are proposed to be evaluated in the OMP review in 2024.

Based on the concentrations of PFAS in sediment there is no significant change to the risk profile for human or ecological receptors.

6.2.5 Consideration of Monitoring Period Results for the Risk Profile

Based on the data, it is considered that the conclusions made in the HHRA (AECOM, 2018b) and ERA (AECOM, 2018c) still apply. Noting that no evaluation can be made in this report on any potential changes to human consumption risks where biota sampling data was used to assess these risks in the HHRA, as the OMP does not include biota sampling.

PFAS exposure to off-site land users within the Off-site Management Area is currently managed through New South Wales (NSW) Government Precautionary Advice by the NSW Environment Protection Authority (EPA).

6.3 Assessment of Current OMP

A review of the OMP and SAQP has been proposed for 2024. Based on the data collected in this monitoring period the OMP and SAQP will be updated as necessary to be consitent with current guidance and site conditions.

7 Conclusions

Monitoring events (November 2023 and May 2024) conducted in the monitoring period were carried out, to the extent possible, in accordance with the SAQP (Appendix B) and met the overall OMP objective to assess for changes in the nature and extent of PFAS within the management areas to inform risk management decisions to protect human health and the environment. Some deviations from the SAQP program have occurred (see Table 3-2). These deviations were assessed to have a minor impact on meeting the OMP objectives.

Groundwater, surface water and sediment were qualitatively assessed via a review of new minimums, maximums, first time detections, new exceedances of assessment criteria (where applicable), and visual review of time-series trend graphs for PFOA and PFOS+PFHxS. Additionally, groundwater data was quantitatively assessed using statistical Mann-Kendall trend analysis, to investigate concentration trends at specific monitoring locations. Statistical trend analysis of surface water and sediment was not performed.

7.1 Groundwater

The nature and extent of PFAS concentrations in groundwater were generally similar to the 2021-2023 OMR (AECOM, 2023a) with the highest groundwater PFAS concentrations reported at MW107I (northern site boundary near the FTF) and MW051 (eastern site boundary near Area used by Fitters) in May 2024 and November 2023 respectively.

PFOA and PFOS+PFHxS concentrations exceeded the historical range at MW107I in May 2024. The 2023 Targeted Groundwater Investigation (AECOM, 2023d) identified the potential for a PFAS secondary source in shallow soils in the FTF area (vicinity of MW107I). Further soil sampling is proposed and this area is included in the Base Wide RAP Addendum (AECOM, 2023c).

Groundwater elevations at MW051 have been noted to be 1-2 m higher than the surrounding wells and MW051 has a reported shallower screened interval (1.5-4.5 mbgl), see the east boundary wells figure in Appendix C and discussion in Section 5.1.1, indicating MW051 may be screened in perched groundwater and the elevated concentrations localised. This is supported by concentrations at neighbouring wells (MW050, MW052 and MW047) and downgradient wells (MW012) having concentrations an order of magnitude lower than MW051.

New exceedances of PFOS ecological criteria at MW076 (off-site, south of site) and MW114 (Rickabys Drop Zone) were recorded in November 2023. No new exceedances of human health criteria were recorded in this monitoring period.

The AECOM (2023a) groundwater PFAS plume extent has been slightly extended to the south in the vicinity of MW007. This change is minor and is not currently interpreted to indicate changes to PFAS source areas or transport mechanisms. Although it is noted that PFAS increases at the southern boundary (which is upgradient of current known sources) associated with MW007 and MW043 were recorded and should be re-evaluated in the next OMR for potential off-site sources.

Mann Kendall trend analysis for 38 selected groundwater locations found:

- Decreasing PFAS trends at 9 wells at the FFTG (MW009, MW040), STP (MW021, MW022), Rickabys Drop Zone (MW005), west (MW030), east (MW047, MW052) and south (MW041) boundary areas of the site. Decreasing trends at the FFTG (MW040) may be associated with the 2021 soil remedial works. Performance monitoring is ongoing at the FFTG to understand remedial success.
- Increasing PFAS trends at 10 wells at the central Fire Station/Hanger 54 (MW024, MW028), AFCTA (MW053, MW054, MW057, MW079, MW107I), Area used by Fitters (MW051), and east boundary (MW048, MW114) areas of the site. Remedial works are planned for the AFCTA and Fire Station per the Base Wide RAP Addendum (AECOM, 2023c).
- 15 wells had stable trends for PFOS+PFHxS and remaining wells had insufficient evidence to identify a trend.

- Changes in identified trends between this OMR and the previous 2021-2023 report (AECOM, 2023a) were noted and are likely related to additional data for most locations and in some cases the difference in confidence limits used. Trends were only reported, in this report, when they were identified with a 95% confidence limit. AECOM (2023a) reported trends as “probable” where less than 95% but greater than 90% confidence limits applied.

Based on the concentrations of PFAS in groundwater there is no significant change to the risk profile for human or ecological receptors. However, several additional and/or replacement monitoring locations have been identified for consideration in the 2024 OMP and SAQP revisions.

7.2 Surface Water

Surface water remains the primary transport pathway for PFAS leaving the base,

Most concentrations reported for surface water monitoring locations were consistent with historical results. Two locations had PFOA and PFOS+PFHxS concentrations exceeding historical ranges (SW0037 [on-site] and SW022 [off-site]) in November 2023. No new exceedances of human health or ecological criteria were recorded.

The highest PFOS+PFHxS concentrations were reported near the AFCTA area at SW001 in May 2024, whilst the lowest PFOS+PFHxS concentrations (<LOR) were reported in the Hawkesbury River upstream (MW024) and downstream (MW030) of the site. Remedial works are planned for the AFCTA per the Base Wide RAP Addendum (AECOM, 2023c).

It is proposed that in the next OMR when additional data points have been collected statistical trend analysis for the surface water data could be considered. The collection of surface water flow measurements at select locations during each sampling event is also proposed for the next OMP review to assist with surface water trend analysis and potential PFAS mass flux calculations.

7.3 Sediment

On-site PFAS concentrations reported in the monitoring period were consistent with historical results. PFOS+PFHxS concentrations exceeded historical ranges at two off-site upstream locations, SD022 and SD035 (Pughs Lagoon) in May 2024. Higher than historical concentrations at SD022 and SD035 are indicative of potential off-site upstream sources.

7.4 Conceptual Site Model and Risk Profile

The CSM as defined in the DSI (AECOM, 2018a) and PMAP (Defence, 2019b) was reviewed with consideration of the data collected during the monitoring period. No new sources, exposure pathways or receptors were identified. It remains evident, consistent with the CSM, that the primary pathway for PFAS mass discharged off-site is via surface water.

Based on the monitoring period results for PFAS in groundwater, surface water and sediment there was no significant change to the risk profile for human or ecological receptors.

Previous advice provided to landowners in the management area regarding water use and consumption of home grown animal products remains current.

7.5 OMP Review

Based on the findings of this OMR, a review of the OMP (Defence, 2019a) is planned for 2024.

8 References

AECOM Australia Pty Ltd, 2018a. RAAF Base Richmond – PFAS Investigation: Detailed Site Investigation. June 2018.

AECOM Australia Pty Ltd, 2018b. Human Health Risk Assessment (HHRA), RAAF Base Richmond PFAS Program. Revision 1. 7 November 2018.

AECOM Australia Pty Ltd, 2018c. Ecological Risk Assessment (ERA), RAAF Base Richmond PFAS Program. Revision 1. 7 November 2018.

AECOM Australia Pty Ltd, 2020. Short Form Remedial Action Plan, Former Fire Training Ground, RAAF Base Richmond. Revision 1. 29 October 2020.

AECOM Australia Pty Ltd, 2021a. PFAS Ongoing Monitoring Program, Annual Interpretive Report – 2020. Revision 0. 29 November 2021.

AECOM Australia Pty Ltd, 2021b. RAAF Richmond – PFAS Mass Flux Report. Rev 0. 18 November 2021.

AECOM Australia Pty Ltd, 2022. Remediation Data Gap Assessment, PMAP Delivery - RAAF Base Richmond. Rev 0. 13 October 2022.

AECOM Australia Pty Ltd, 2023a. PFAS Ongoing Monitoring Plan – RAAF Base Richmond, Ongoing Monitoring Interpretive Report 2021 - 2023. Revision F. 11 August 2023.

AECOM Australia Pty Ltd, 2023b. Sampling and Analysis Quality Plan (SAQP), PFAS OMP – RAAF Base Richmond. Revision L. 3 November 2023.

AECOM Australia Pty Ltd, 2023c. Base Wide Remedial Action Plan Addendum, Short Form Remedial Action Plan, RAAF Base Richmond. Rev 0. 6 April 2023.

AECOM Australia Pty Ltd, 2023d. Targeted Groundwater Investigation, PMAP Delivery - RAAF Base Richmond. Rev 0. 3 April 2023.

AECOM Australia Pty Ltd, 2023e. Former Fire Training Ground Remediation, RAAF Base Richmond, Validation Report. 28 November 2023.

AECOM Australia Pty Ltd, 2024a. Sampling Event Factual Report, November 2023. PFAS OMP – RAAF Base Richmond. Revision 0. February 2024.

AECOM Australia Pty Ltd, 2024b. Sampling Event Factual Report, May 2024. PFAS OMP – RAAF Base Richmond. Revision 0. July 2024.

Bureau of Meteorology (BoM), 2024. Climate Data Online. Station ID: 067105. http://www.bom.gov.au/climate/data/, Accessed on 15 August 2024.

Department of Defence, 2019a. Royal Australian Air Force (RAAF) Base Richmond PFAS Ongoing Monitoring Plan, August 2019.

Department of Defence, 2019b. Royal Australian Air Force (RAAF) Base Richmond PFAS Management Area Plan, August 2019.

Department of Defence, 2021. Contamination Management Manual, March 2018, amended June 2021.

Department of Defence, 2024. PFAS Ongoing Monitoring Program Reporting Guidance, February 2024.

Department of Health (DoH), 2017. Health Based Guidance Values for PFAS Fact Sheet. Australian Government. April 2017.

Heads of EPAs Australia and New Zealand (HEPA), 2020. PFAS National Environmental Management Plan (NEMP). Version 2.0. January 2020.

National Environment Protection Council (NEPC), 2013. National Environment Protection (Assessment of Site Contamination) Measure (ASC NEPM) Schedule B1. 1999 as amended in 2013.

National Health and Medical Research Council (NHMRC), 2019. Guidance on Per and Polyfluoroalkyl Substances (PFAS) in Recreational Water. August 2019.

9 Statement of Limitations & Disclaimer

Nation Partners produces technical and advisory documents in the course of providing its services, which includes this document.

The contents of this document and any related findings reflect industry practice based on information available to Nation Partners at the time of creation and the scope of services, methodologies, and resources to which this document relates. Nation Partners has also relied upon information provided by the recipient and, except as expressly provided, has not carried out any separate verification of such information provided.

This document is therefore innately limited in respect of such available information and the scope of related services and resources, as well as a result of inherent uncertainties that exist in relation to environmental conditions that relate to any information in this document (if applicable).

This document must be read in its entirety and must not be copied, distributed or referred to in part only, and no excerpts are to be taken as representative of the findings.

Nation Partners does not represent or warrant that this document contains all requisite information needed to determine a future course of action, to guarantee results, and/or to achieve a particular outcome. The interpretation, application and general use of the information contained in this document, including by any third party that the recipient shares it with, is at the recipient's own risk.

This document has been prepared for the exclusive use of the recipient and Nation Partners accepts no liability or responsibility for any use or reliance on this document by any other third party.

Figures

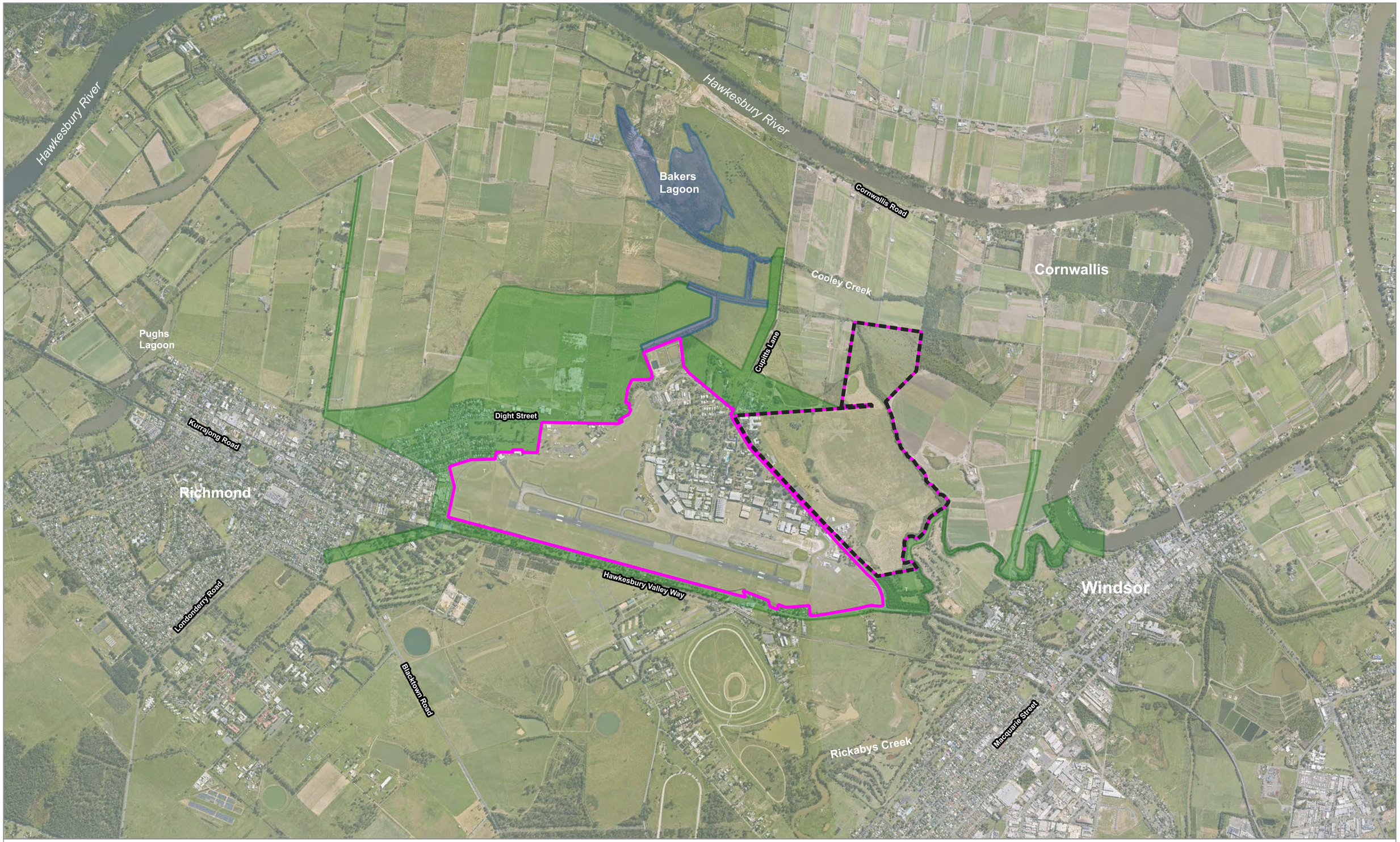

Figure 1: Site Layout and Management Areas

RAAF Base Richmond
PFAS Ongoing Monitoring Report

COPYRIGHT
The concepts and information contained in this document are the property of Nation Partners Pty Ltd. Use or copying of this document in whole or in part without the written permission of Nation Partners Pty Ltd constitutes an infringement of copyright. Nation Partners Pty Ltd does not warrant that this document is definitive nor free of error and does not accept liability for any loss caused or arising from reliance upon information provided herein.

Legend

- On-site Management Area
- Off-site Management Area
- Bakers Lagoon Management Area
- Rickabys Drop Zone

DATA SOURCES
Imagery: MetroMaps, 2024

N

SCALE 1:25,000
200 0 200 400 600 m

nation partners

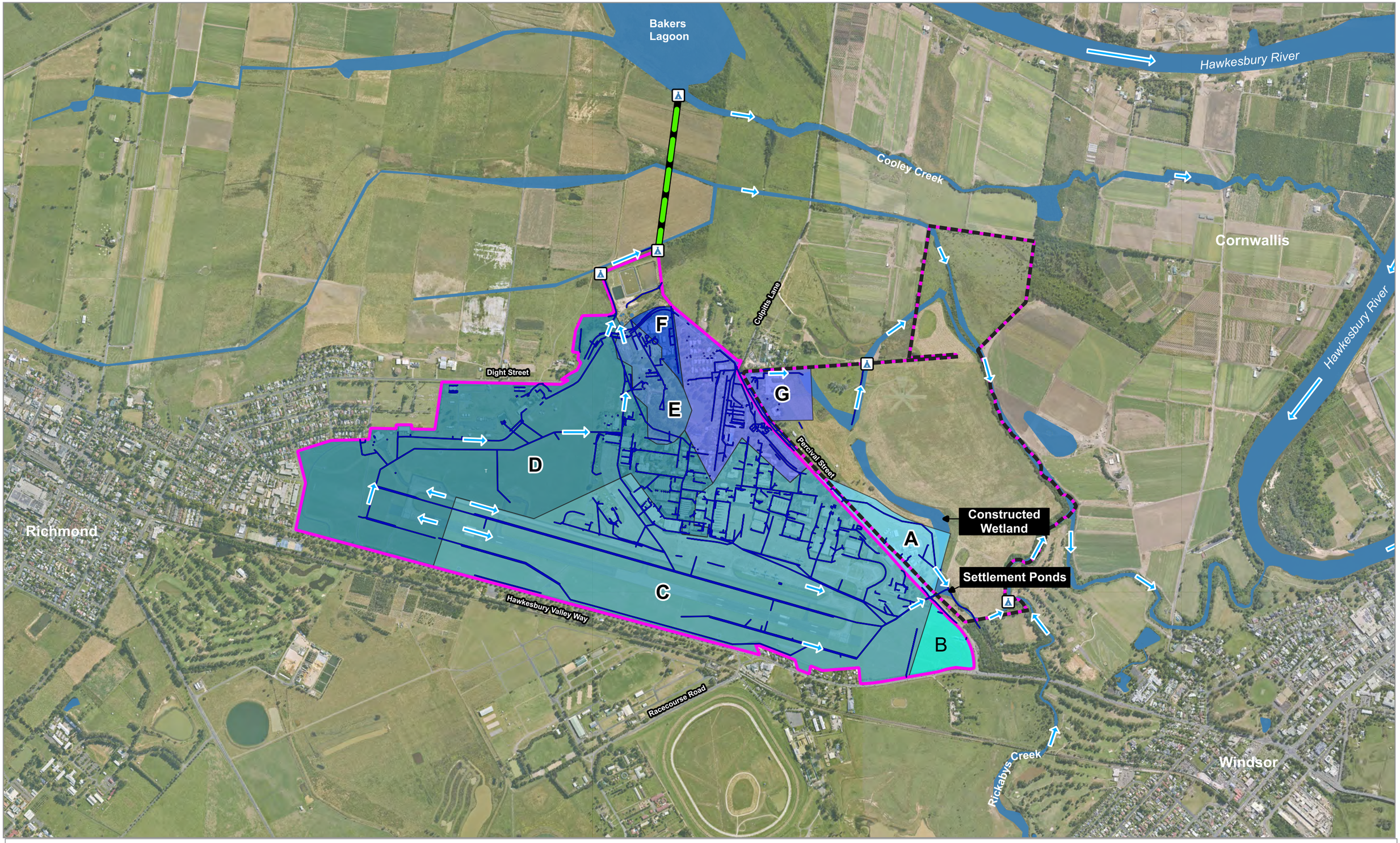

Figure 2: On-site Surface Water Network and Catchment Areas

RAAF Base Richmond
Ongoing Monitoring Report

COPYRIGHT
The concepts and information contained in this document are the property of Nation Partners Pty Ltd. Use or copying of this document in whole or in part without the written permission of Nation Partners Pty Ltd constitutes an infringement of copyright. Nation Partners Pty Ltd does not warrant that this document is definitive nor free of error and does not accept liability for any loss caused or arising from reliance upon information provided herein.

Legend

- Base Boundary
- Rickabys Drop Zone
- Off-site Discharge Point
- Drainage Flow Direction
- Discharge Pipe from STP
- On-site Stormwater Drainage

Catchment Areas

- Catchment Area A
- Catchment Area B
- Catchment Area C
- Catchment Area D
- Catchment Area E
- Catchment Area F
- Catchment Area G

DATA SOURCES
Imagery: MetroMaps, 2024

N

SCALE 1:16,023.557793
100 0 100 200 300 m

nation partners

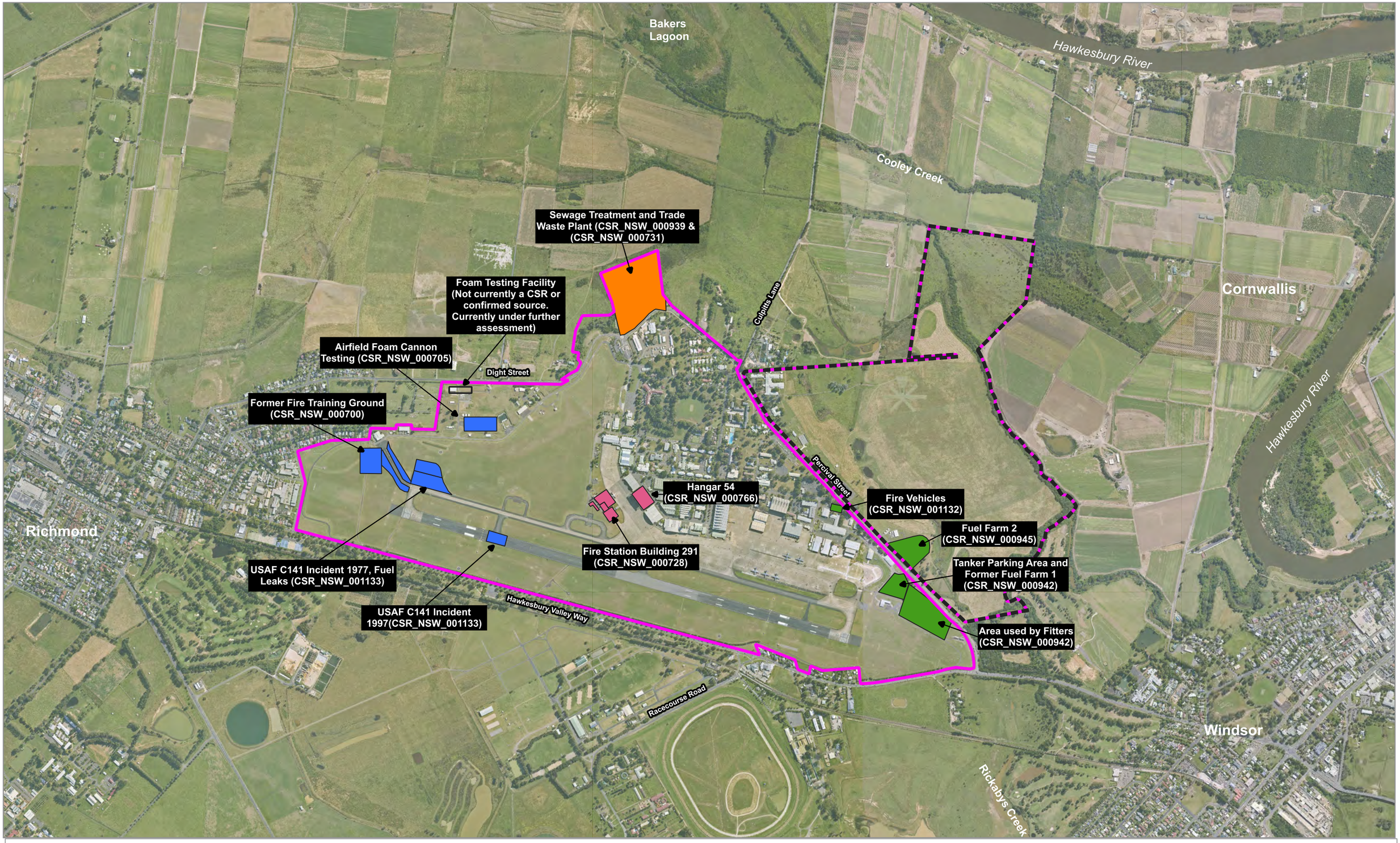

Figure 3: PFAS Source Zones

RAAF Base Richmond
Ongoing Monitoring Report

Legend

- Base Boundary
- Rickabys Drop Zone
- Group 1 PMAP Source
- Group 2 PMAP Source
- Group 3 PMAP Source
- Group 4 PMAP Source

DATA SOURCES
Imagery: MetroMaps, 2024

N

SCALE 1:16,023.557793
100 0 100 200 300 m

nation partners

COPYRIGHT
The concepts and information contained in this document are the property of Nation Partners Pty Ltd. Use or copying of this document in whole or in part without the written permission of Nation Partners Pty Ltd constitutes an infringement of copyright. Nation Partners Pty Ltd does not warrant that this document is definitive nor free of error and does not accept liability for any loss caused or arising from reliance upon information provided herein.

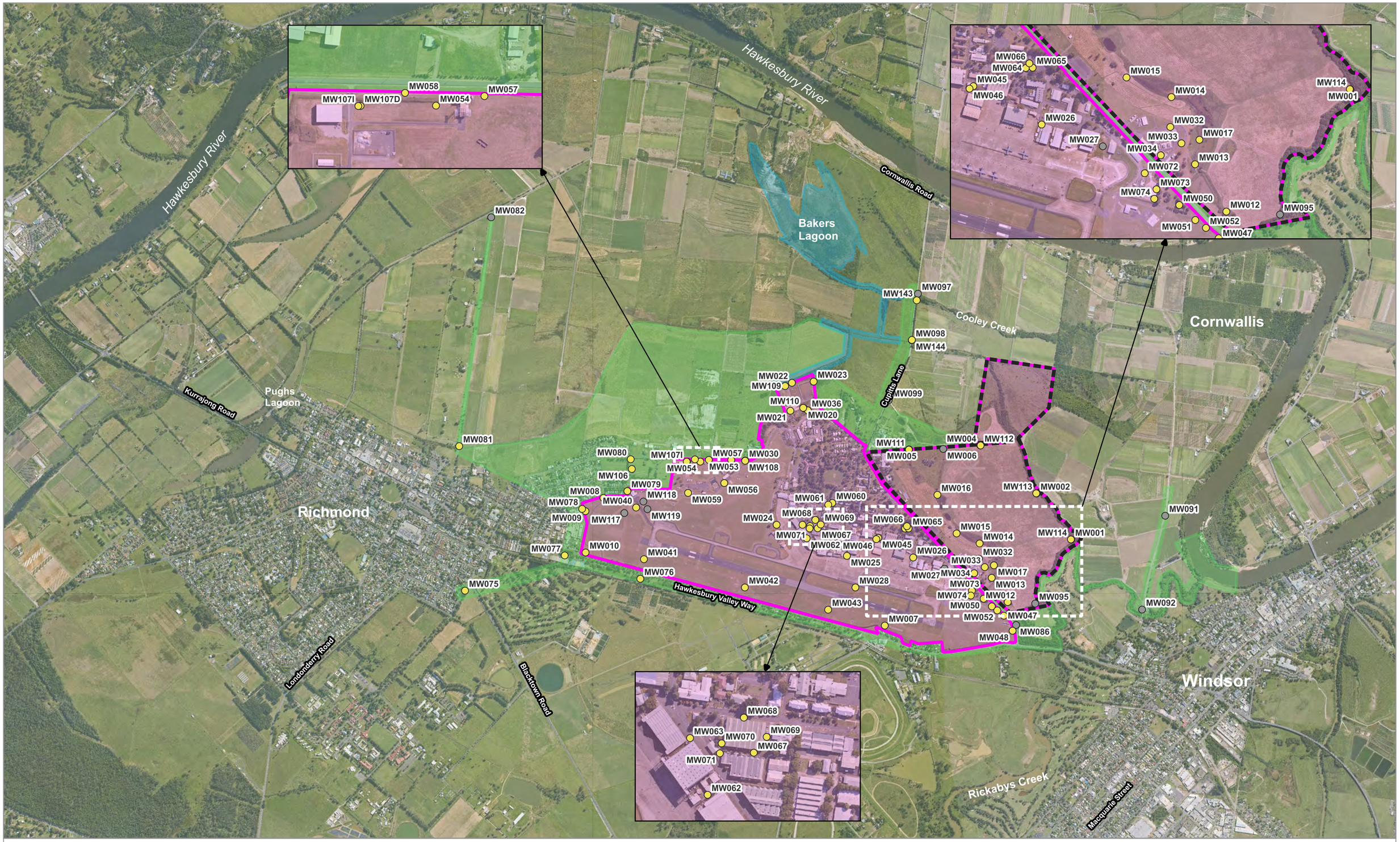

Figure 4: Groundwater Sampling Locations

RAAF Base Richmond
Ongoing Monitoring Report

COPYRIGHT
The concepts and information contained in this document are the property of Nation Partners Pty Ltd. Use or copying of this document in whole or in part without the written permission of Nation Partners Pty Ltd constitutes an infringement of copyright. Nation Partners Pty Ltd does not warrant that this document is definitive nor free of error and does not accept liability for any loss caused or arising from reliance upon information provided herein.

Legend

- Defence Site Boundary
- On-site Management Area
- Off-site Management Area
- Bakers Lagoon Management Area
- Rickabys Drop Zone
- OMP Groundwater Sampling Locations
- Lost / Damaged / Destroyed Groundwater Monitoring Wells

DATA SOURCES
Imagery: MetroMaps, 2024

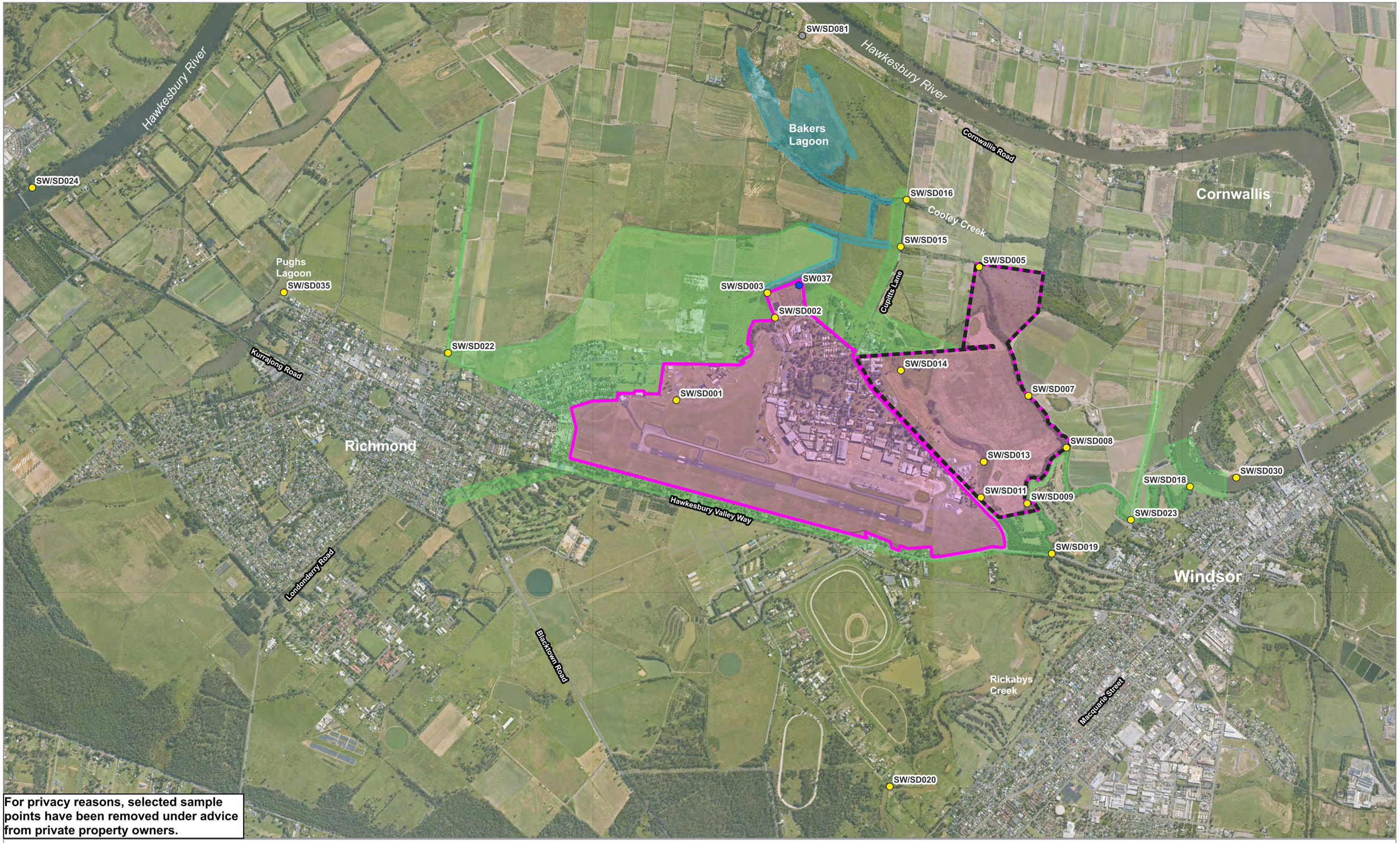

For privacy reasons, selected sample points have been removed under advice from private property owners.

Figure 5: Surface Water and Sediment Sampling Locations

RAAF Base Richmond
Ongoing Monitoring Report

COPYRIGHT
The concepts and information contained in this document are the property of Nation Partners Pty Ltd. Use or copying of this document in whole or in part without the written permission of Nation Partners Pty Ltd constitutes an infringement of copyright. Nation Partners Pty Ltd does not warrant that this document is definitive nor free of error and does not accept liability for any loss caused or arising from reliance upon information provided herein.

Legend

- Defence Site Boundary
- On-site Management Area
- Off-site Management Area
- Bakers Lagoon Management Area
- Rickabys Drop Zone
- Co-located Surface Water and Sediment Sampling Locations
- Surface Water Sampling Locations
- Inaccessible / Dry



DATA SOURCES
Imagery: MetroMaps, 2024

N

SCALE 1:25,000
200 0 200 400 600 m

nation partners

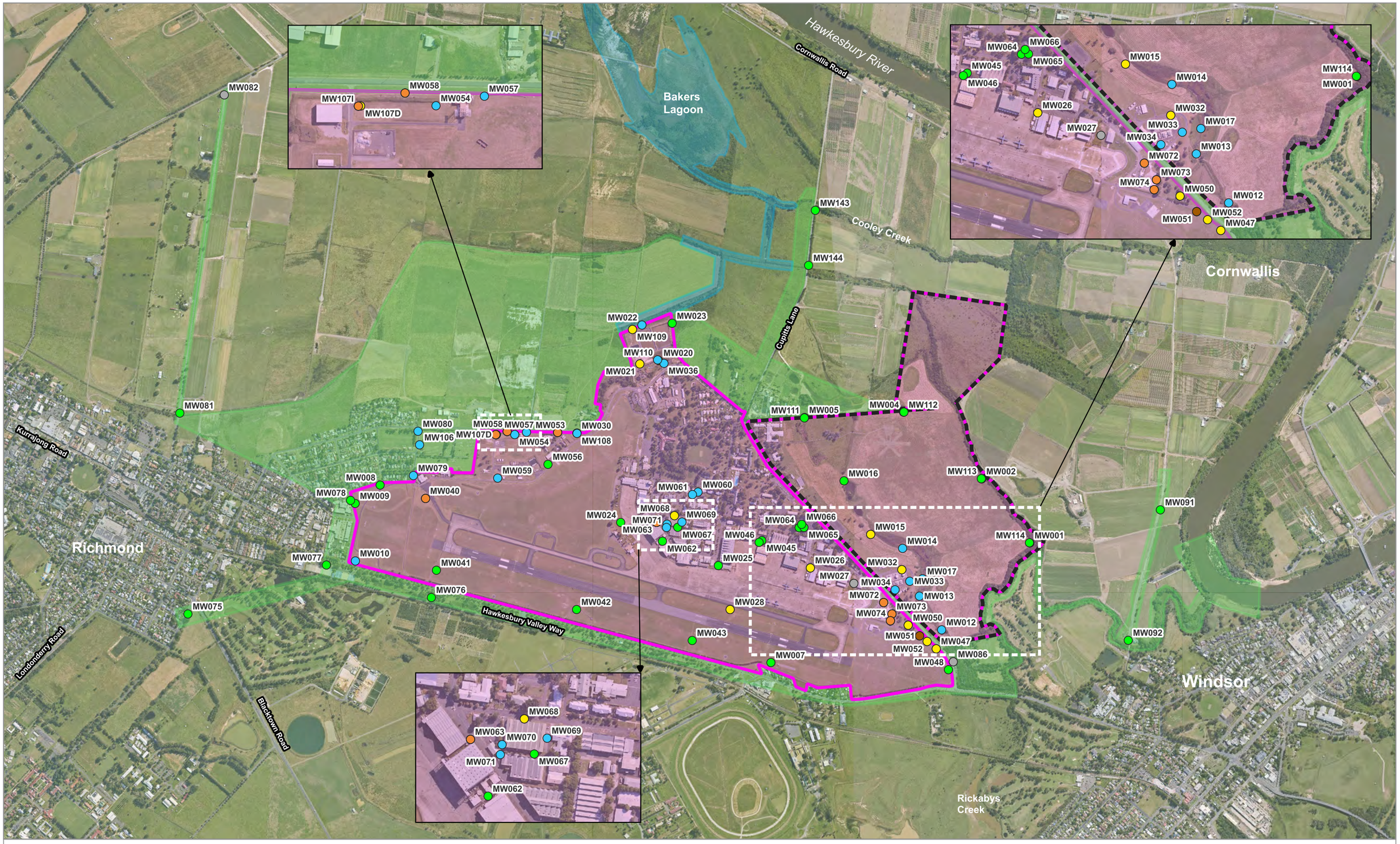

Figure 6: Groundwater Results - November 2023

RAAF Base Richmond
Ongoing Monitoring Report

COPYRIGHT
The concepts and information contained in this document are the property of Nation Partners Pty Ltd. Use or copying of this document in whole or in part without the written permission of Nation Partners Pty Ltd constitutes an infringement of copyright. Nation Partners Pty Ltd does not warrant that this document is definitive nor free of error and does not accept liability for any loss caused or arising from reliance upon information provided herein.

Legend

- Defence Site Boundary
- On-site Management Area
- Off-site Management Area
- Bakers Lagoon Management Area
- Rickabys Drop Zone

Groundwater - PFOA (µg/L)

- > 50
- > 10 - 50
- > 0.56 - 10
- > 0.1 - 0.56
- Limit of Reporting - 0.1
- < Limit of Reporting
- Not Sampled

SYDNEY

DATA SOURCES
Imagery: MetroMaps, 2024

N

SCALE 1:18,000
100 0 100 200 300 400 500 m

nation partners

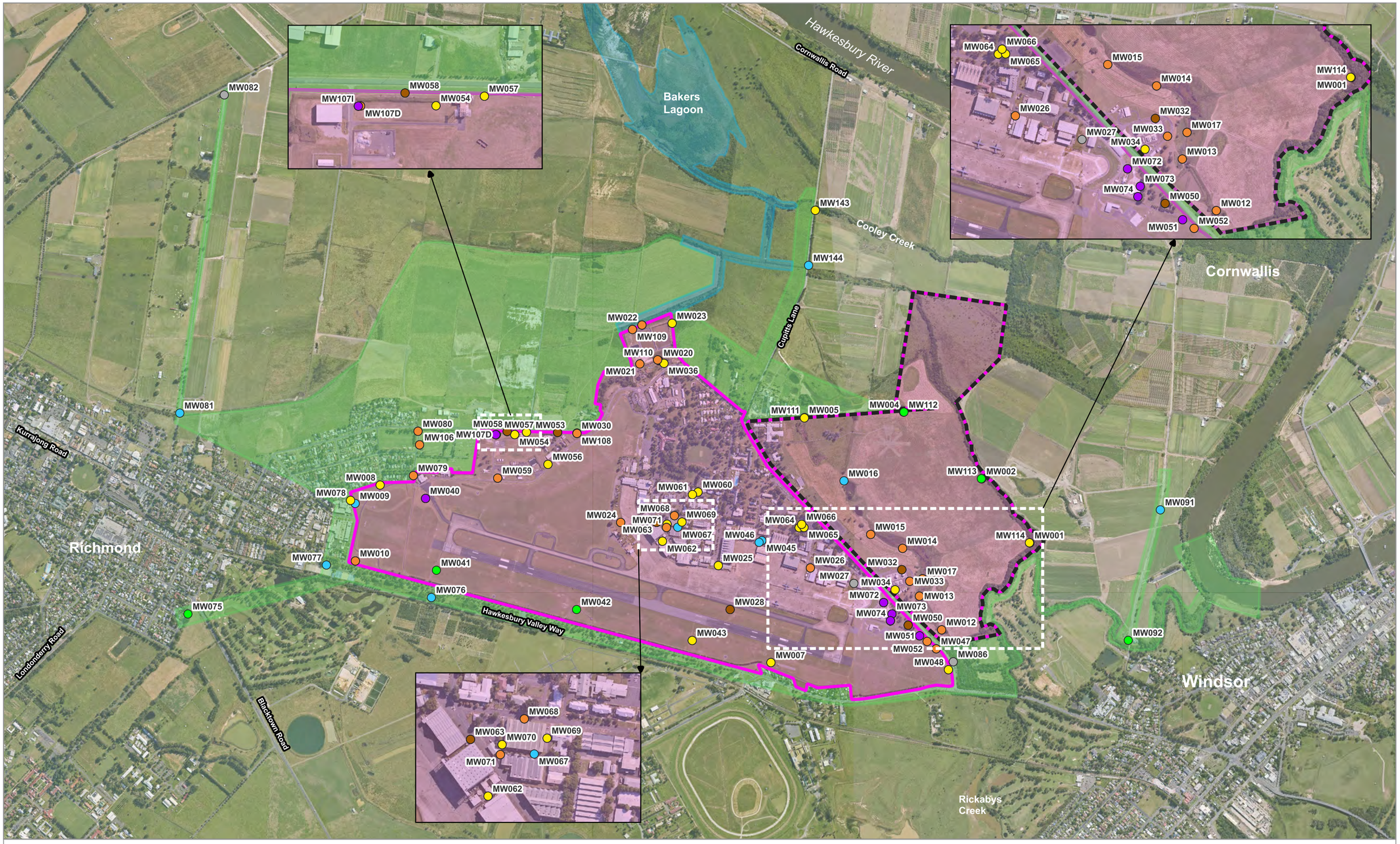

Figure 7: Groundwater Results - November 2023

RAAF Base Richmond
Ongoing Monitoring Report

COPYRIGHT
The concepts and information contained in this document are the property of Nation Partners Pty Ltd. Use or copying of this document in whole or in part without the written permission of Nation Partners Pty Ltd constitutes an infringement of copyright. Nation Partners Pty Ltd does not warrant that this document is definitive nor free of error and does not accept liability for any loss caused or arising from reliance upon information provided herein.

Legend

- Defence Site Boundary
- On-site Management Area
- Off-site Management Area
- Bakers Lagoon Management Area
- Rickabys Drop Zone

Groundwater - PFOS + PFHxS (µg/L)

- > 50
- > 10 - 50
- > 1 - 10
- > 0.07 - 1
- Limit of Reporting - 0.07
- < Limit of Reporting
- Not Sampled

DATA SOURCES
Imagery: MetroMaps, 2024

N

SCALE 1:18,000
100 0 100 200 300 400 500 m

nation partners

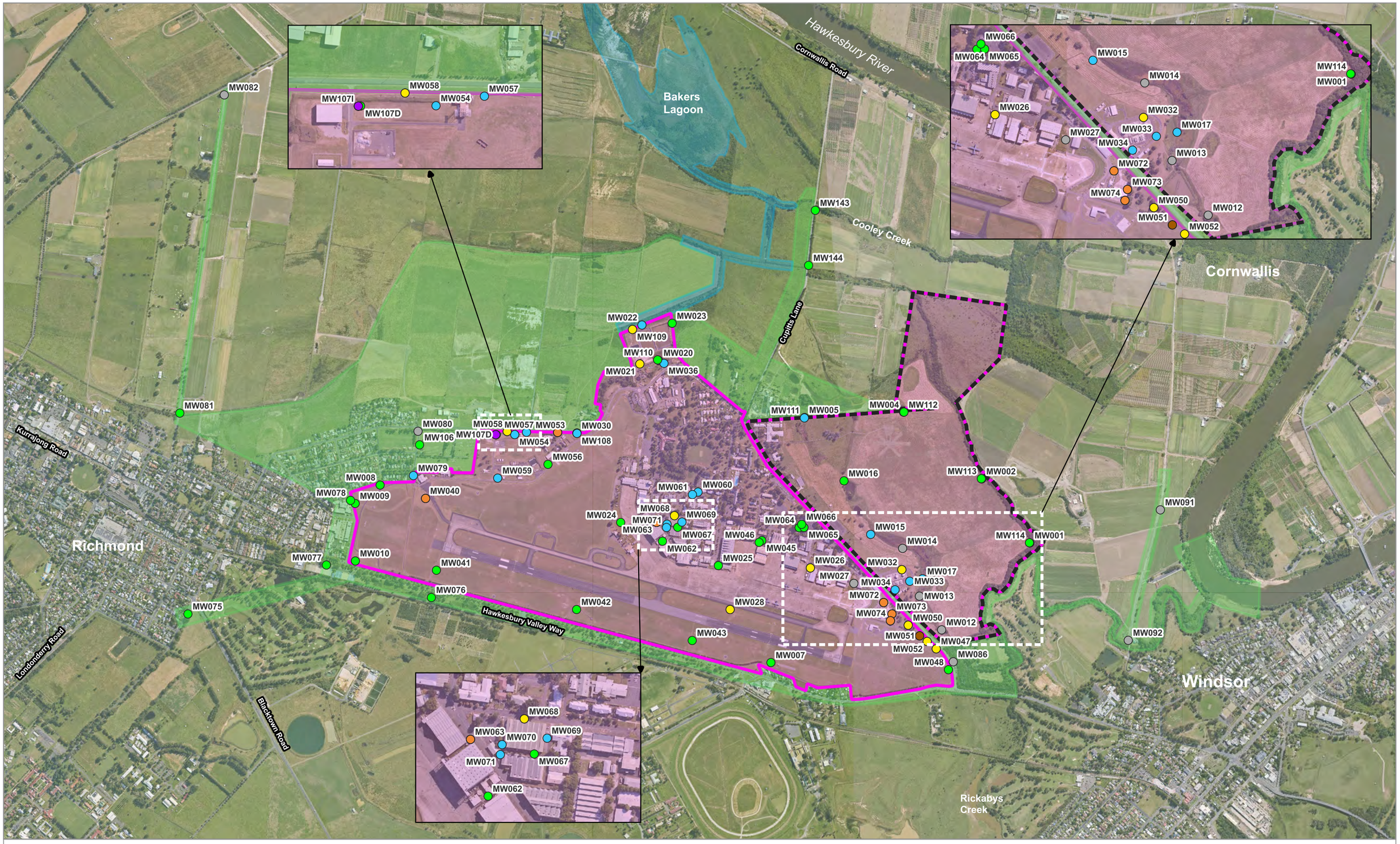

Figure 8: Groundwater Results - May 2024

RAAF Base Richmond
Ongoing Monitoring Report

COPYRIGHT
The concepts and information contained in this document are the property of Nation Partners Pty Ltd. Use or copying of this document in whole or in part without the written permission of Nation Partners Pty Ltd constitutes an infringement of copyright. Nation Partners Pty Ltd does not warrant that this document is definitive nor free of error and does not accept liability for any loss caused or arising from reliance upon information provided herein.

Legend

- Defence Site Boundary
- On-site Management Area
- Off-site Management Area
- Bakers Lagoon Management Area
- Rickabys Drop Zone

Groundwater - PFOA (µg/L)

- > 50
- > 10 - 50
- > 0.56 - 10
- > 0.1 - 0.56
- Limit of Reporting - 0.1
- < Limit of Reporting
- Not Sampled

SYDNEY

DATA SOURCES
Imagery: MetroMaps, 2024

N

SCALE 1:18,000
100 0 100 200 300 400 500 m

nation partners

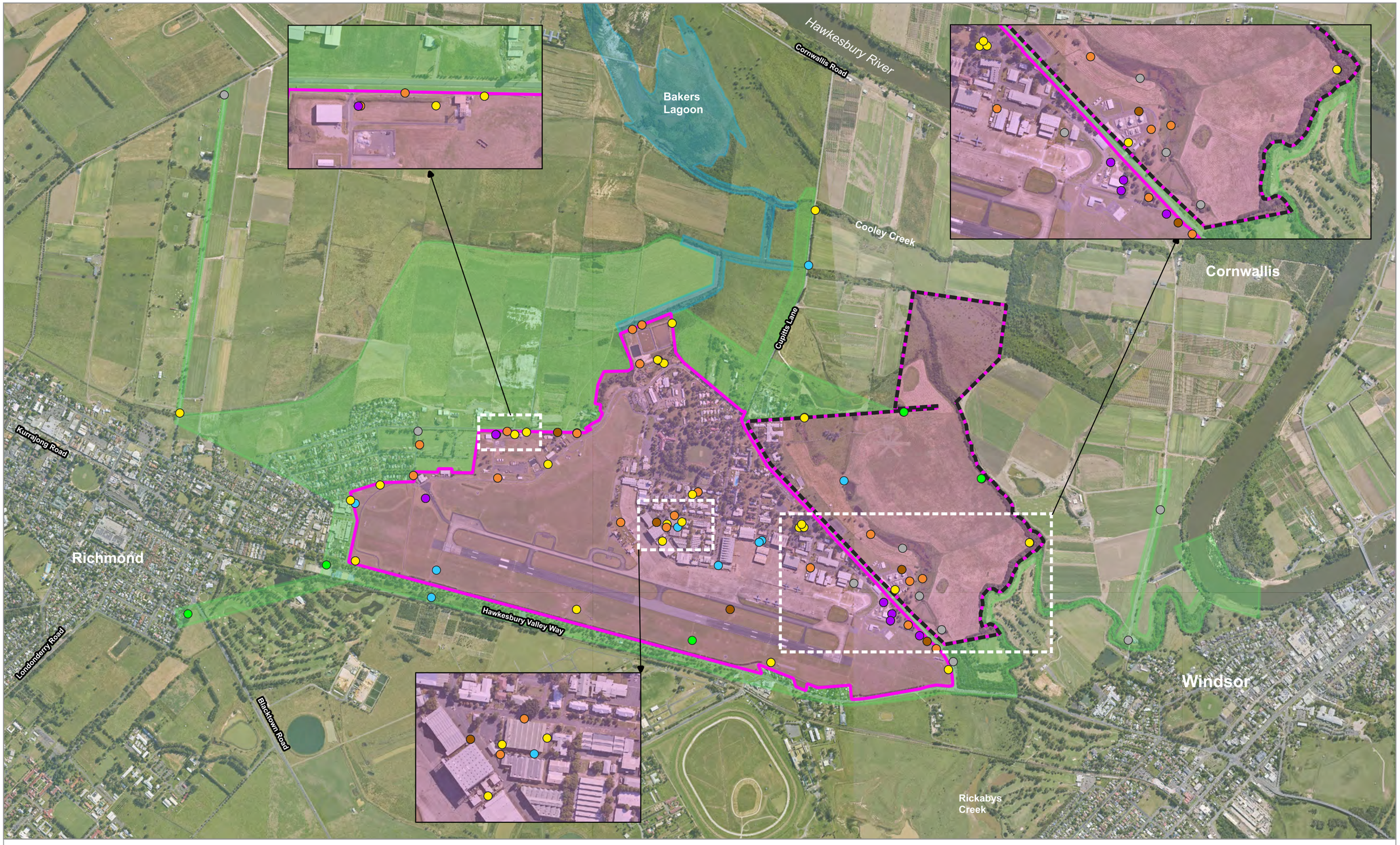

Figure 9: Groundwater Results - May 2024

RAAF Base Richmond
Ongoing Monitoring Report

COPYRIGHT
The concepts and information contained in this document are the property of Nation Partners Pty Ltd. Use or copying of this document in whole or in part without the written permission of Nation Partners Pty Ltd constitutes an infringement of copyright. Nation Partners Pty Ltd does not warrant that this document is definitive nor free of error and does not accept liability for any loss caused or arising from reliance upon information provided herein.

Legend

- Defence Site Boundary
- On-site Management Area
- Off-site Management Area
- Bakers Lagoon Management Area
- Rickabys Drop Zone

Groundwater - PFOS + PFHxS (µg/L)

- > 50
- > 10 - 50
- > 1 - 10
- > 0.07 - 1
- Limit of Reporting - 0.07
- < Limit of Reporting
- Not Sampled



DATA SOURCES
Imagery: MetroMaps, 2024

N

SCALE 1:18,000
100 0 100 200 300 400 500 m

nation partners

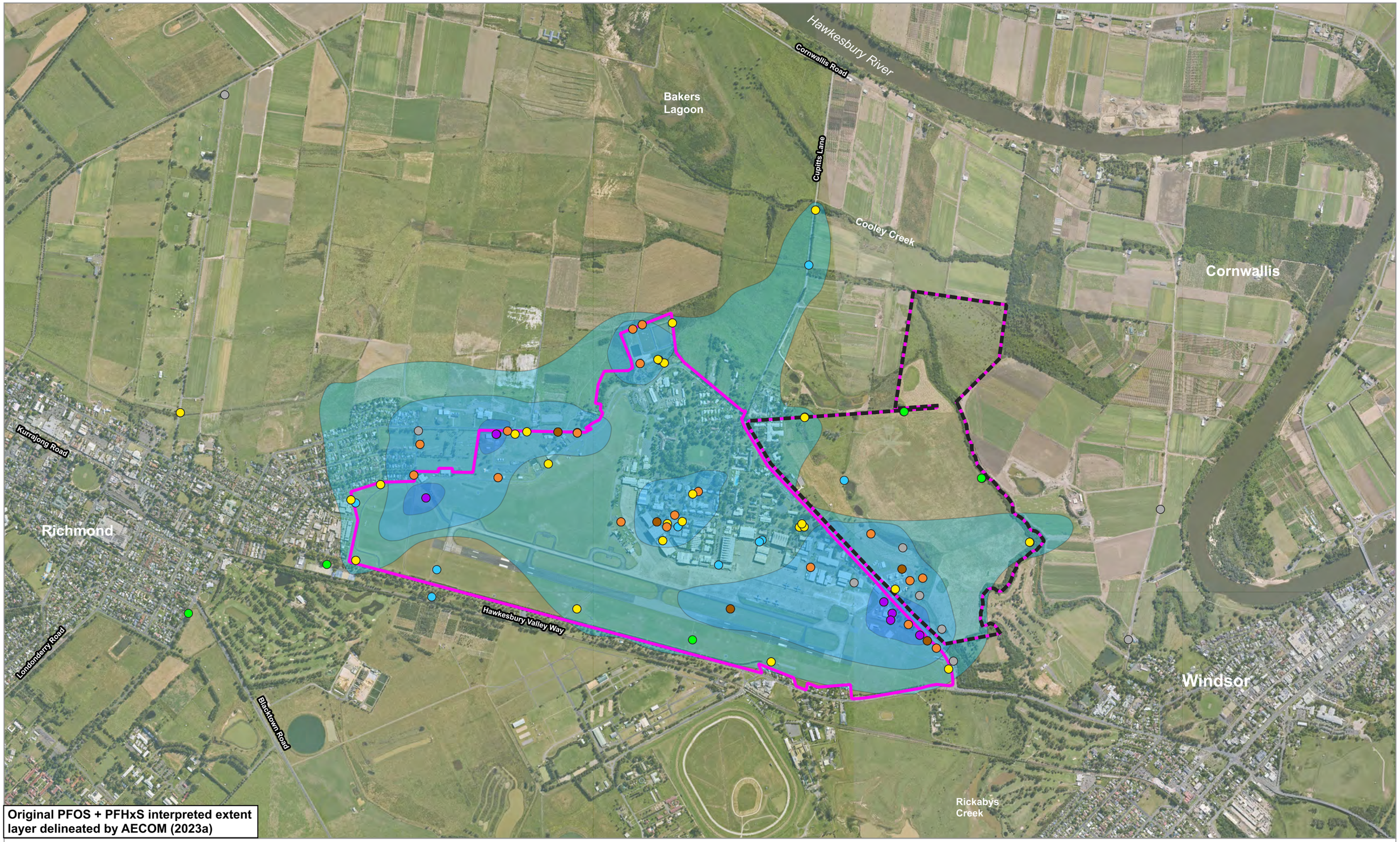

Original PFOS + PFHxS interpreted extent layer delineated by AECOM (2023a)

Figure 10: Interpreted Extent of PFOS + PFHxS Impact in Groundwater, May 2024

RAAF Base Richmond
Ongoing Monitoring Report

COPYRIGHT
The concepts and information contained in this document are the property of Nation Partners Pty Ltd. Use or copying of this document in whole or in part without the written permission of Nation Partners Pty Ltd constitutes an infringement of copyright. Nation Partners Pty Ltd does not warrant that this document is definitive nor free of error and does not accept liability for any loss caused or arising from reliance upon information provided herein.

Legend

- Defence Site Boundary
- Rickabys Drop Zone

Groundwater - PFOS + PFHxS (µg/L)

- > 50
- > 10 - 50
- > 1 - 10
- > 0.07 - 1
- Limit of Reporting - 0.07
- < Limit of Reporting
- Not Sampled

Interpreted PFOS + PFHxS Concentration Range (µg/L)

- > 50
- > 10 - 50
- > 0.07 - 10

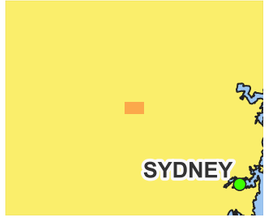

DATA SOURCES
Imagery: MetroMaps, 2024

N

SCALE 1:18,000
100 0 100 200 300 400 500 m

nation partners

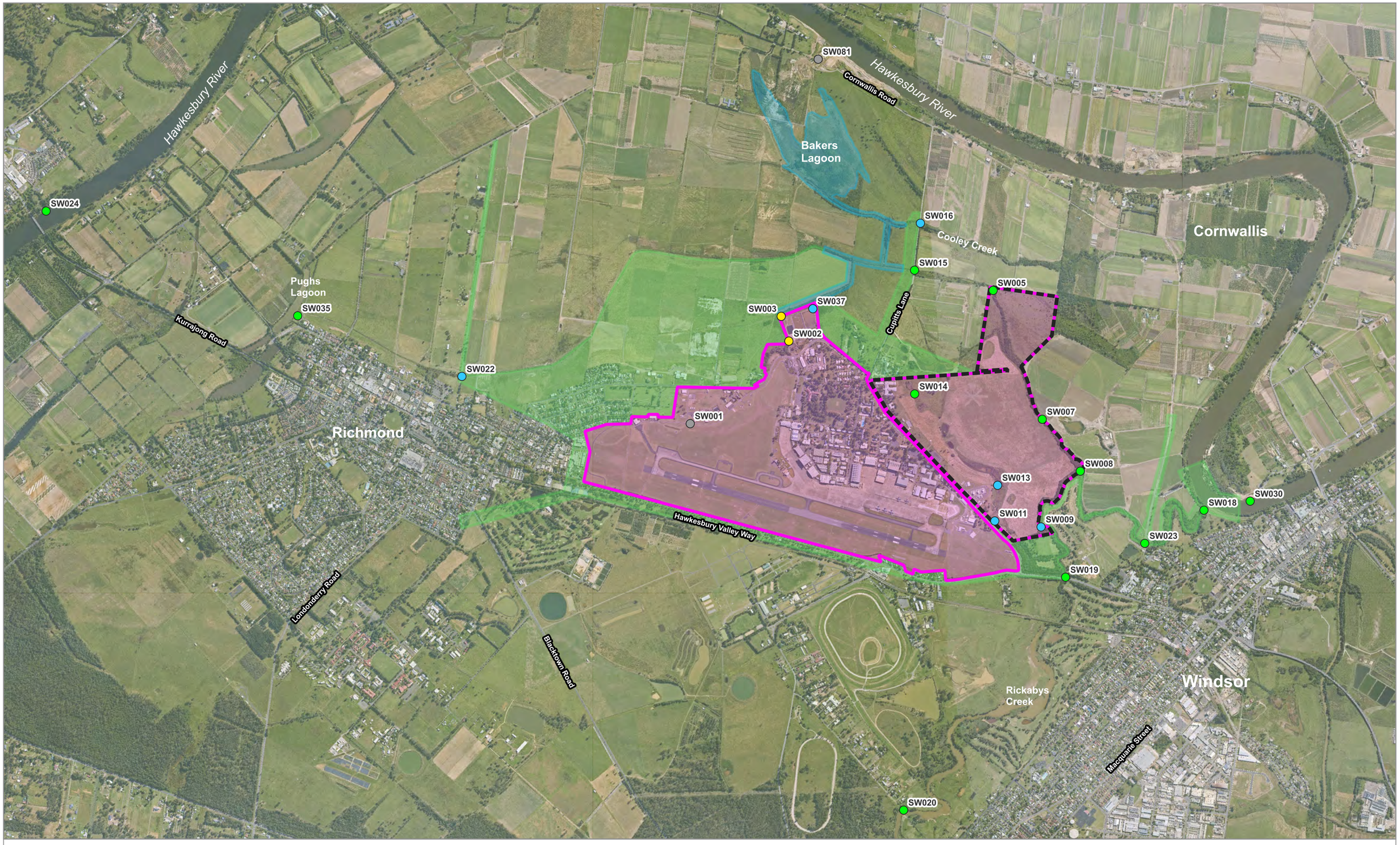

Figure 11: Surface Water Results - November 2023

RAAF Base Richmond
Ongoing Monitoring Report

COPYRIGHT
The concepts and information contained in this document are the property of Nation Partners Pty Ltd. Use or copying of this document in whole or in part without the written permission of Nation Partners Pty Ltd constitutes an infringement of copyright. Nation Partners Pty Ltd does not warrant that this document is definitive nor free of error and does not accept liability for any loss caused or arising from reliance upon information provided herein.

Legend

- Defence Site Boundary
- On-site Management Area
- Off-site Management Area
- Bakers Lagoon Management Area
- Rickabys Drop Zone

Surface Water - PFOA (µg/L)

- > 50
- > 10 - 50
- > 0.56 - 10
- > 0.1 - 0.56
- Limit of Reporting - 0.1
- < Limit of Reporting
- Not Sampled



DATA SOURCES
Imagery: MetroMaps, 2024

N

SCALE 1:25,000
200 0 200 400 600 m

nation partners

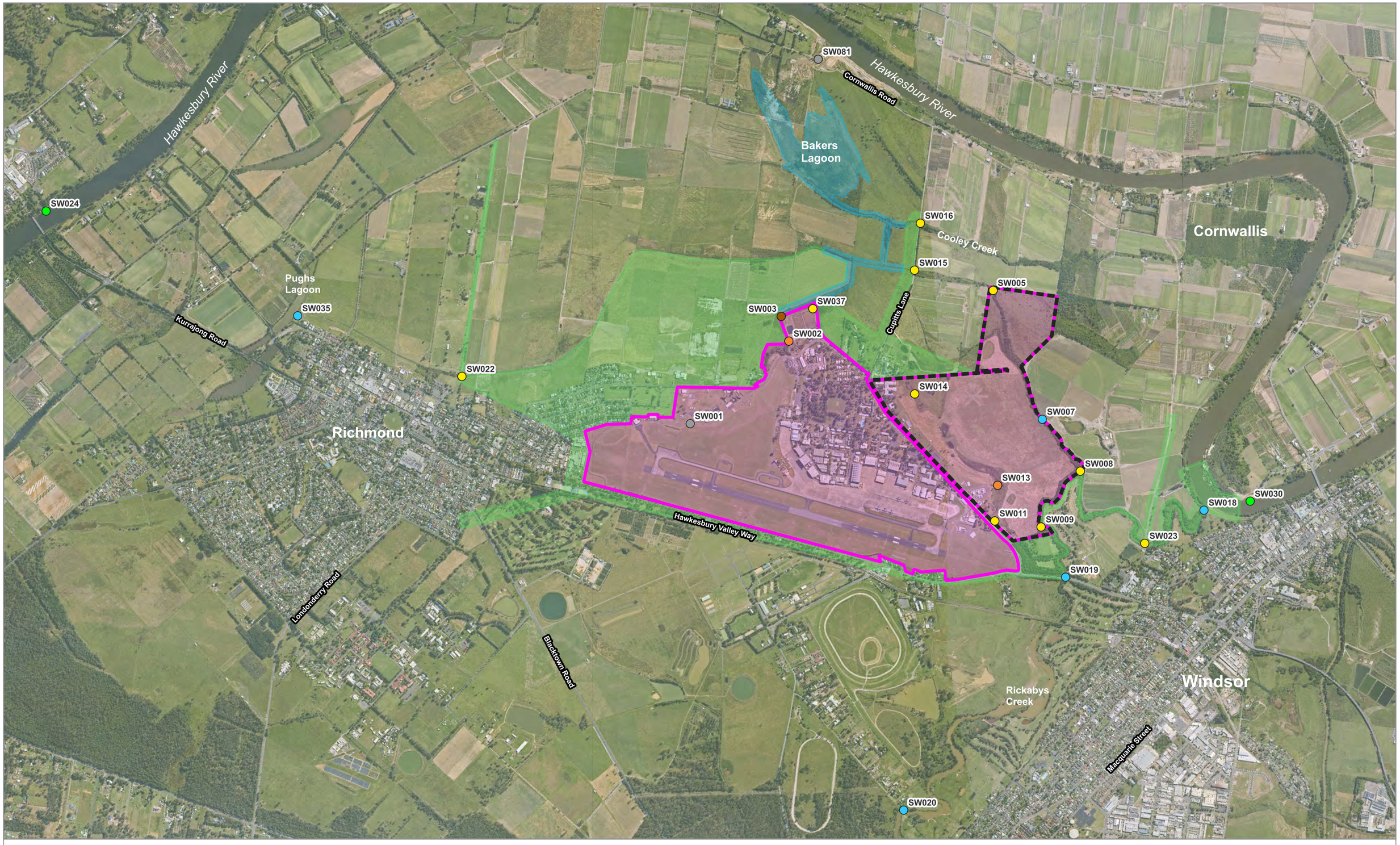

Figure 12: Surface Water Results - November 2023

RAAF Base Richmond
Ongoing Monitoring Report

COPYRIGHT
The concepts and information contained in this document are the property of Nation Partners Pty Ltd. Use or copying of this document in whole or in part without the written permission of Nation Partners Pty Ltd constitutes an infringement of copyright. Nation Partners Pty Ltd does not warrant that this document is definitive nor free of error and does not accept liability for any loss caused or arising from reliance upon information provided herein.

Legend

- Defence Site Boundary
- On-site Management Area
- Off-site Management Area
- Bakers Lagoon Management Area
- Rickabys Drop Zone

Surface Water - PFOS + PFHxS (µg/L)

- > 50
- > 10 - 50
- > 2 - 10
- > 0.1 - 2
- Limit of Reporting - 0.1
- < Limit of Reporting
- Not Sampled



DATA SOURCES
Imagery: MetroMaps, 2024

N

SCALE 1:25,000
200 0 200 400 600 m

nation partners

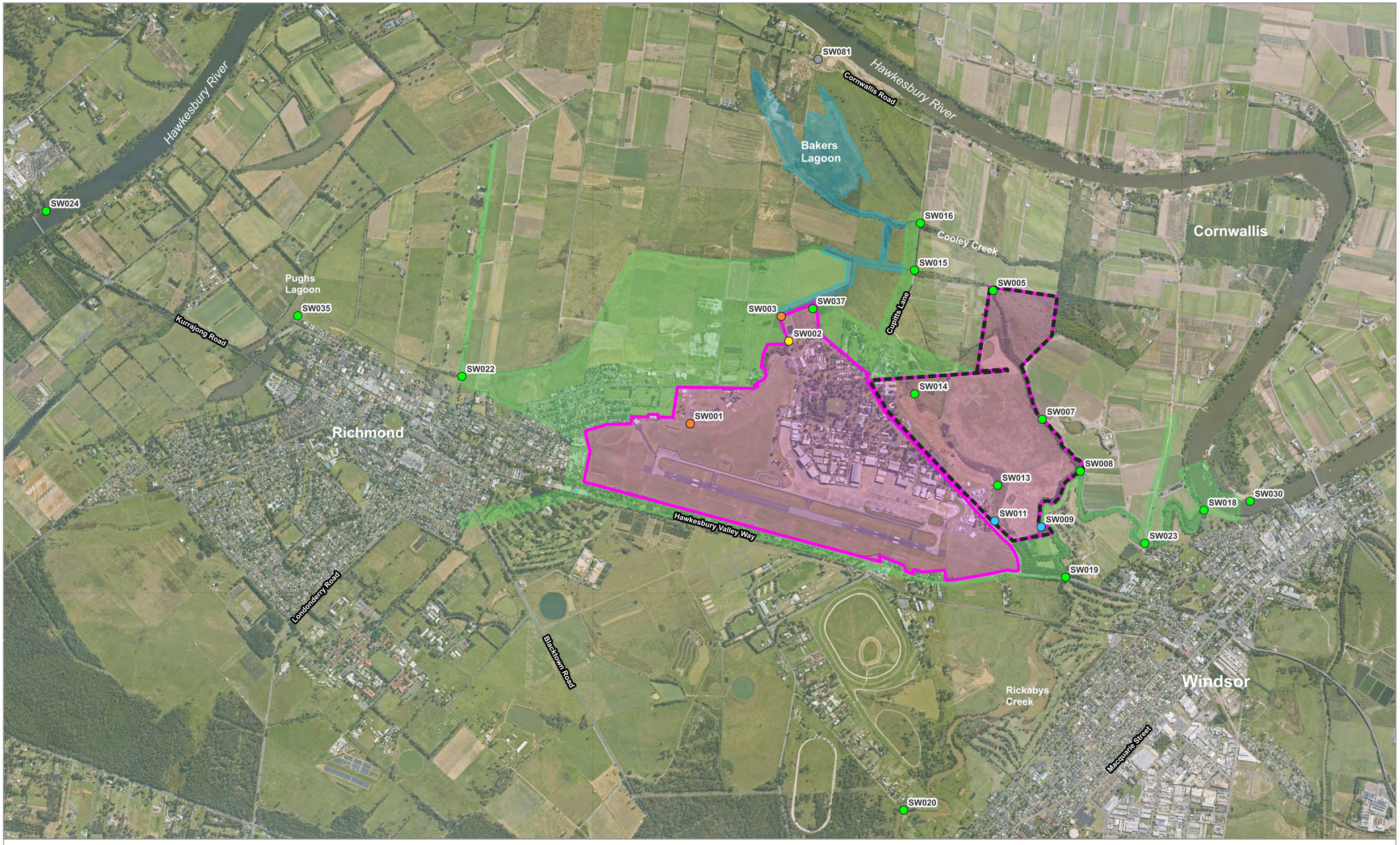

Figure 13: Surface Water Results - May 2024

RAAF Base Richmond
Ongoing Monitoring Report

COPYRIGHT
The concepts and information contained in this document are the property of Nation Partners Pty Ltd. Use or copying of this document in whole or in part without the written permission of Nation Partners Pty Ltd constitutes an infringement of copyright. Nation Partners Pty Ltd does not warrant that this document is definitive nor free of error and does not accept liability for any loss caused or arising from reliance upon information provided herein.

Legend

- Defence Site Boundary
- On-site Management Area
- Off-site Management Area
- Bakers Lagoon Management Area
- Rickabys Drop Zone

Surface Water - PFOA (µg/L)

- > 50
- > 10 - 50
- > 0.56 - 10
- > 0.1 - 0.56
- Limit of Reporting - 0.1
- < Limit of Reporting
- Not Sampled



DATA SOURCES
Imagery: MetroMaps, 2024

N

SCALE 1:25,000
200 0 200 400 600 m

nation partners

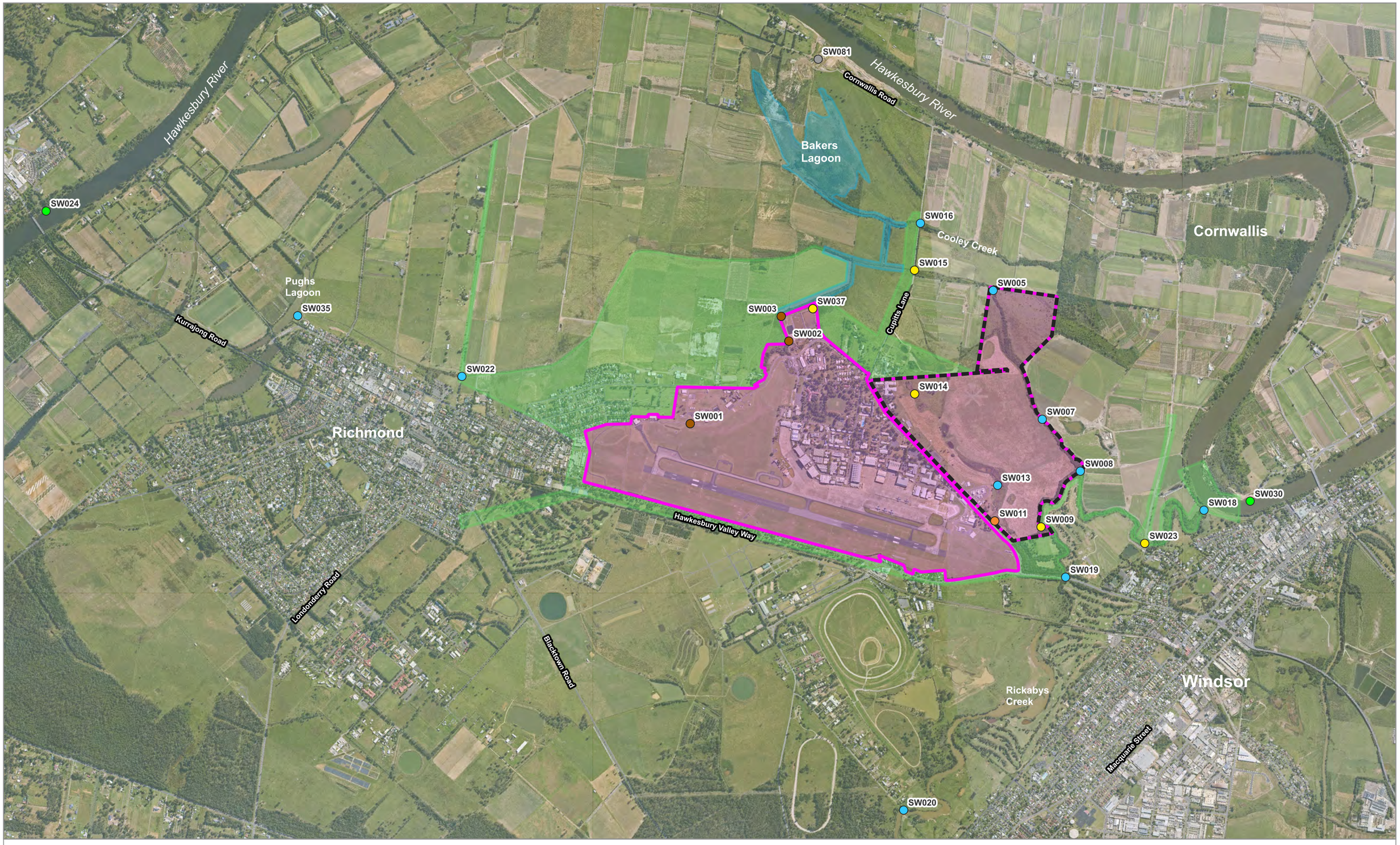

Figure 14: Surface Water Results - May 2024

RAAF Base Richmond
Ongoing Monitoring Report

COPYRIGHT
The concepts and information contained in this document are the property of Nation Partners Pty Ltd. Use or copying of this document in whole or in part without the written permission of Nation Partners Pty Ltd constitutes an infringement of copyright. Nation Partners Pty Ltd does not warrant that this document is definitive nor free of error and does not accept liability for any loss caused or arising from reliance upon information provided herein.

Legend

- Defence Site Boundary
- On-site Management Area
- Off-site Management Area
- Bakers Lagoon Management Area
- Rickabys Drop Zone

Surface Water - PFOS + PFHxS (µg/L)

- > 50
- > 10 - 50
- > 2 - 10
- > 0.1 - 2
- Limit of Reporting - 0.1
- < Limit of Reporting
- Not Sampled



DATA SOURCES
Imagery: MetroMaps, 2024

N

SCALE 1:25,000
200 0 200 400 600 m

nation partners

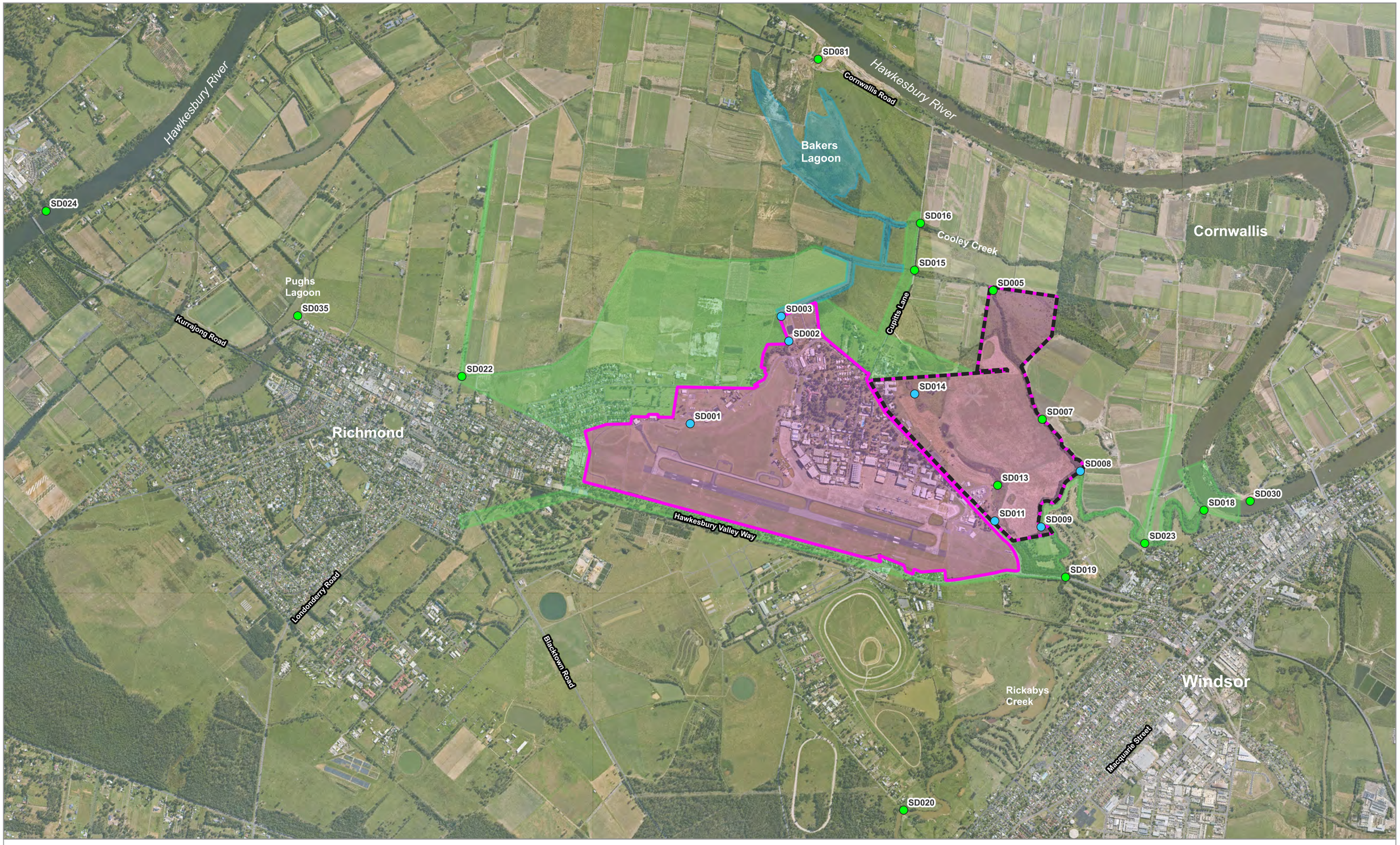

Figure 15: Sediment Results - November 2023

RAAF Base Richmond
Ongoing Monitoring Report

COPYRIGHT
The concepts and information contained in this document are the property of Nation Partners Pty Ltd. Use or copying of this document in whole or in part without the written permission of Nation Partners Pty Ltd constitutes an infringement of copyright. Nation Partners Pty Ltd does not warrant that this document is definitive nor free of error and does not accept liability for any loss caused or arising from reliance upon information provided herein.

Legend

- Defence Site Boundary
- On-site Management Area
- Off-site Management Area
- Bakers Lagoon Management Area
- Rickabys Drop Zone

Sediment - PFOA (mg/kg)

- > 50
- > 10 - 50
- > 0.2 - 10
- Limit of Reporting - 0.2
- < Limit of Reporting
- Not Sampled



DATA SOURCES
Imagery: MetroMaps, 2024

N

SCALE 1:25,000
200 0 200 400 600 m

nation partners

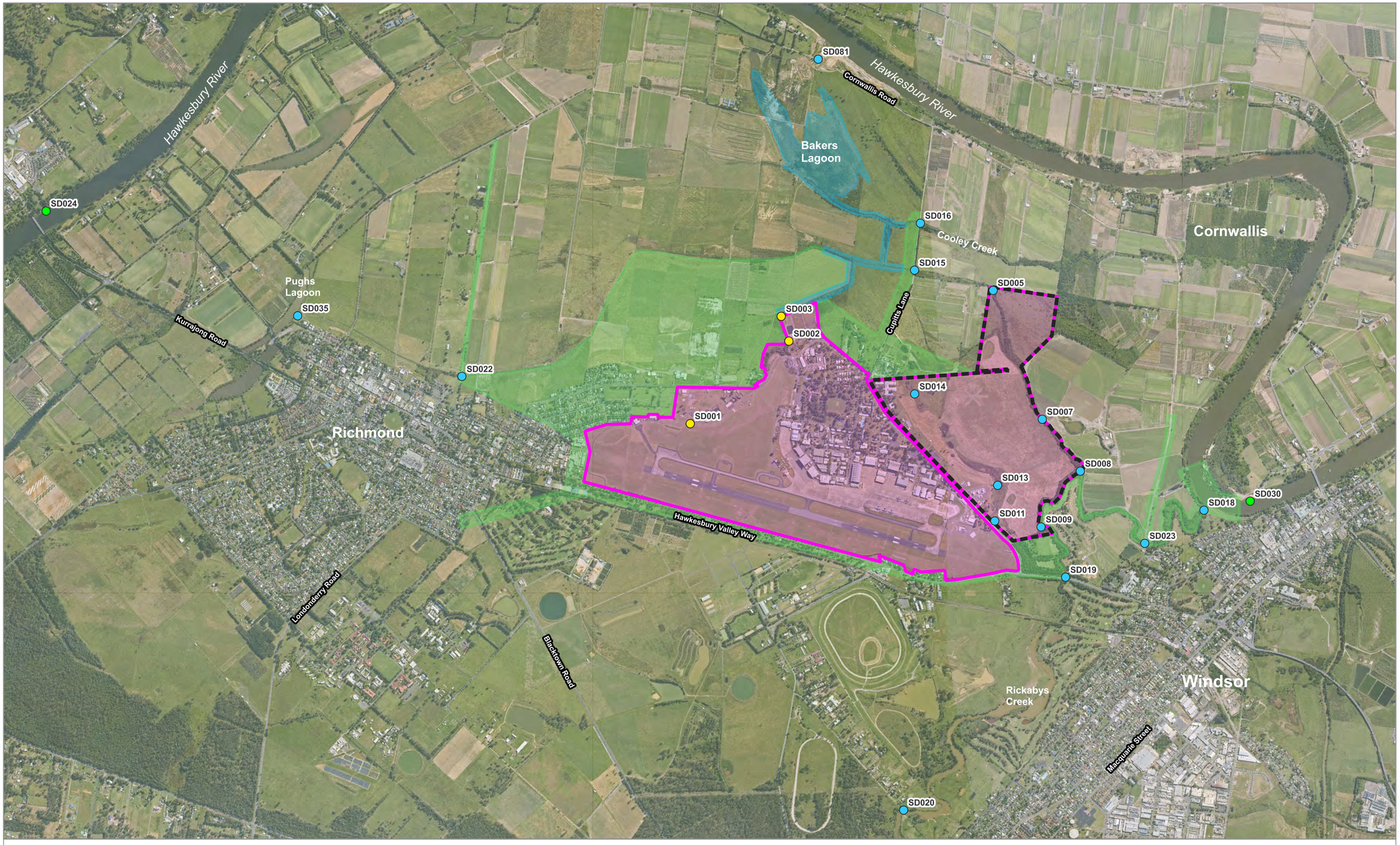

Figure 16: Sediment Results - November 2023

RAAF Base Richmond
Ongoing Monitoring Report

COPYRIGHT
The concepts and information contained in this document are the property of Nation Partners Pty Ltd. Use or copying of this document in whole or in part without the written permission of Nation Partners Pty Ltd constitutes an infringement of copyright. Nation Partners Pty Ltd does not warrant that this document is definitive nor free of error and does not accept liability for any loss caused or arising from reliance upon information provided herein.

Legend

- Defence Site Boundary
- On-site Management Area
- Off-site Management Area
- Bakers Lagoon Management Area
- Rickabys Drop Zone

Sediment - PFOS + PFHxS (mg/kg)

- > 50
- > 10 - 50
- > 0.2 - 10
- Limit of Reporting - 0.2
- < Limit of Reporting
- Not Sampled



DATA SOURCES
Imagery: MetroMaps, 2024

N

SCALE 1:25,000
200 0 200 400 600 m

nation partners

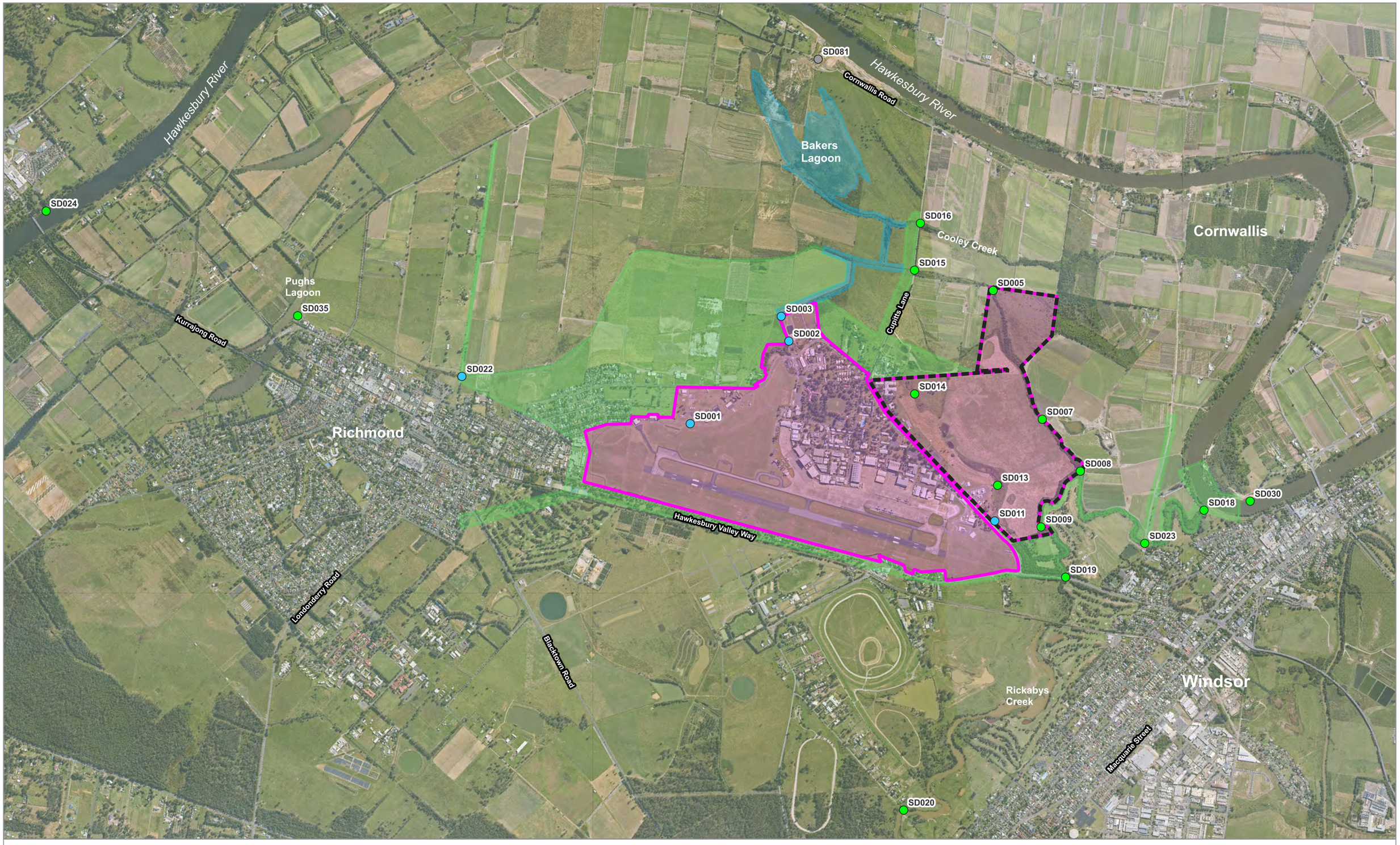

Figure 17: Sediment Results - May 2024

RAAF Base Richmond
Ongoing Monitoring Report

COPYRIGHT
The concepts and information contained in this document are the property of Nation Partners Pty Ltd. Use or copying of this document in whole or in part without the written permission of Nation Partners Pty Ltd constitutes an infringement of copyright. Nation Partners Pty Ltd does not warrant that this document is definitive nor free of error and does not accept liability for any loss caused or arising from reliance upon information provided herein.

Legend

- Defence Site Boundary
- On-site Management Area
- Off-site Management Area
- Bakers Lagoon Management Area
- Rickabys Drop Zone

Sediment - PFOA (mg/kg)

- > 50
- > 10 - 50
- > 0.2 - 10
- Limit of Reporting - 0.2
- < Limit of Reporting
- Not Sampled



DATA SOURCES
Imagery: MetroMaps, 2024

N

SCALE 1:25,000
200 0 200 400 600 m

nation partners

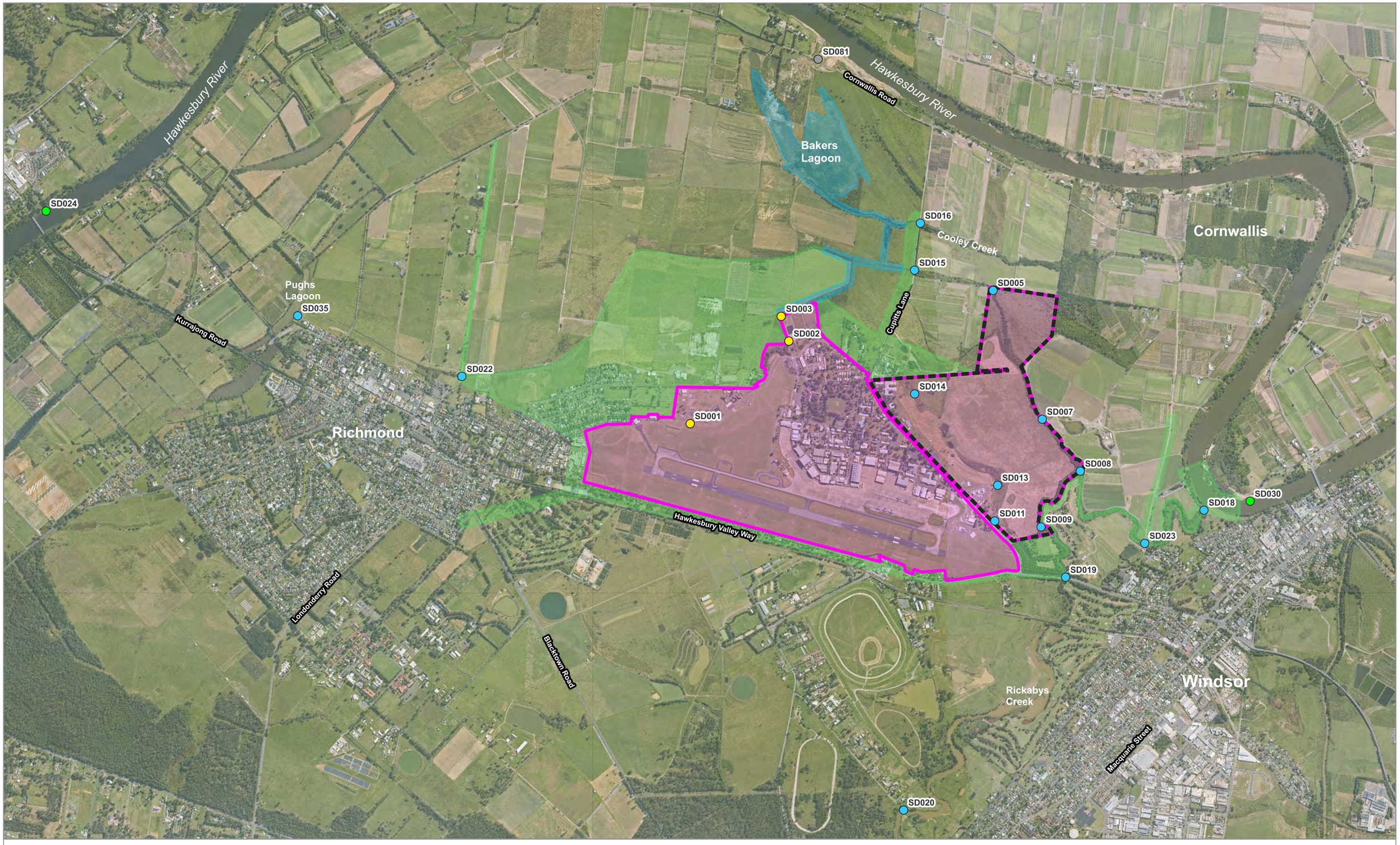

Figure 18: Sediment Results - May 2024

RAAF Base Richmond
Ongoing Monitoring Report

COPYRIGHT
The concepts and information contained in this document are the property of Nation Partners Pty Ltd. Use or copying of this document in whole or in part without the written permission of Nation Partners Pty Ltd constitutes an infringement of copyright. Nation Partners Pty Ltd does not warrant that this document is definitive nor free of error and does not accept liability for any loss caused or arising from reliance upon information provided herein.

Legend

- Defence Site Boundary
- On-site Management Area
- Off-site Management Area
- Bakers Lagoon Management Area
- Rickabys Drop Zone

Sediment - PFOS + PFHxS (mg/kg)

- > 50
- > 10 - 50
- > 0.2 - 10
- Limit of Reporting - 0.2
- < Limit of Reporting
- Not Sampled



DATA SOURCES
Imagery: MetroMaps, 2024

N

SCALE 1:25,000
200 0 200 400 600 m

nation partners

Appendices

A OMP Factual Reports

Prepared for
Department of Defence
ABN: 68706814312

Sampling Event Factual Report, November 2023

PFAS OMP - RAAF Base Richmond

07-Feb-2024
Doc No. 20240207_OMP002_Richmond_SamplingEventFactualReport_Rev0

aecom.com

Delivering a better world

Sampling Event Factual Report, November 2023

PFAS OMP - RAAF Base Richmond

Client: Department of Defence

ABN: 68706814312

Prepared by

AECOM Australia Pty Ltd
T +61 2 8008 1700 www.aecom.com
ABN 20 093 846 925

07-Feb-2024

Job No.: 60612562

AECOM in Australia and New Zealand is certified to ISO9001, ISO14001 and ISO45001.

Quality Information

Document	Sampling Event Factual Report, November 2023
Ref	60612562
Date	07-Feb-2024

Revision History

Rev	Revision Date	Details
A	20-Dec-2023	Draft
B	24-Jan-2024	Draft
0	07-Feb-2024	Final

Table of Contents

List of Acronyms i
List of Units ii
1.0 Introduction 1
1.1 General 1
1.2 Objectives 1
2.0 Scope of Work 2
3.0 Deviations from the SAQP 4
4.0 Methodology 6
4.1 Sampling Methodology 6
4.2 Adopted Screening Criteria 8
4.3 Data Quality Objectives and Data Validation 9
5.0 Field Observations and Results 10
5.1 General Observations 10
5.2 Field Observations and Measurements 10
5.3 Summary of Analytical Results 12
5.3.1 Groundwater Analytical Results 12
5.3.2 Surface Water Analytical Results 13
5.3.3 Sediment Analytical Results 13
5.4 Historical Sampling Data 14
6.0 Summary and Next Sampling Events 15
6.1 Summary of Monitoring Event 15
6.2 Upcoming Sampling Events 17
7.0 References 18

Appendix A
Figures A

Appendix B
Tables B

Appendix C
Calibration Certificates C

Appendix D
Analytical Data Validation D

Appendix E
Laboratory Certificates E

List of Tables (in Text)

Table 1	Groundwater Sampling Locations	2
Table 2	Surface Water Sampling Locations	3
Table 3	Sediment Sampling Locations	3
Table 4	Deviations from SAQP (AECOM, 2023)	4
Table 5	Sampling Methodology	6
Table 6	Summary of Adopted Screening Criteria	8
Table 7	General Observations	10
Table 8	Field Observations and Measurements	10
Table 9	Deviations from Historical Dataset: Groundwater	12
Table 10	Deviations from Historical Dataset: Sediment	13
Table 11	Summary of Sampling Event	15

List of Acronyms

Acronym	Term
ADWG	Australian Drinking Water Guidelines
AECOM	AECOM Australia Pty Ltd
AFFF	Aqueous Film Forming Foam
AHD	Australian Height Datum
ASC NEPM	Assessment of Site Contamination National Environment Protection Measure
BOM	Bureau of Meteorology
DCMM	Defence Contamination Management Manual
Defence	Department of Defence
DO	Dissolved Oxygen
DoH	Department of Health
DQI	Data Quality Indicator
DQO	Data Quality Objective
EC	Electrical Conductivity
EPA	Environment Protection Authority
FSANZ	Food Standards Australia New Zealand
HEPA	Heads of Environment Protection Authority
HHERA	Human Health and Ecological Risk Assessment
JBT	Jervis Bay Territory
LOR	Limit of Reporting
MW	Monitoring Well
NATA	National Analytical Testing Authority
NEMP	National Environmental Management Plan
NEPM	National Environment Protection Measure
NHMRC	National Health and Medical Research Council
NSW	New South Wales
OMR	Ongoing Monitoring Report
OMP	Ongoing Monitoring Plan
ORP	Oxidation Reduction Potential
PFAS	Per- and poly-fluoroalkyl substances
PFHxS	Perfluorohexane sulfonic acid
PFOA	Perfluorooctanoic acid
PFOS	Perfluorooctane sulfonic acid
PMAP	PFAS Management Area Plan
QA/QC	Quality Assurance and Quality Control

Acronym	Term
RPD	Relative Percentage Difference
SAQP	Sampling and Analysis Quality Plan
SD	Sediment
SW	Surface Water
SWL	Standing Water Level
TOC	Top of Casing
WQM	Water Quality Meter

List of Units

Units	Term
°C	Degrees Celsius
µg/L	Micrograms per Litre
µS/cm	Micro Siemen per centimetre
g	Gram
km	Kilometre
L	Litre
m	Metre
mAHD	Metres Australian Height Datum
mbgl	Metres below ground level
mbTOC	Metres below Top of Casing
Meq/L	Milliequivalent per Litre
mg/kg	Milligrams per kilogram
mg/L	Milligrams per Litre
mV	Millivolts

1.0 Introduction

1.1 General

AECOM Australia Pty Ltd (AECOM) has been engaged by the Department of Defence (Defence) to implement the per- and poly-fluoroalkyl substances (PFAS) Ongoing Monitoring Plan (OMP) at the RAAF Base Richmond (the 'Site', Site ID 0902) in the NSW and JBT Region. The location of the Site and Management Area is shown in **Figure F1** in **Appendix A**.

The OMP (Defence, 2019a) outlines the sampling requirements for the Site and off-Site areas within the Management Area.

Following each sampling event, factual sampling event reports will be prepared. Ongoing Monitoring Reports will be prepared following the completion of each 12-month sampling period.

This Sampling Event Factual Report has been prepared to report the results of the November 2023 biannual sampling event, specifically highlighting first-time detections and/or new exceedances of human health or ecological screening criteria for the sum of Perfluorooctane sulfonic acid (PFOS) and Perfluorohexane sulfonic acid (PFHxS) (herein referred to as PFOS+PFHxS), PFOS and/or Perfluorooctanoic acid (PFOA).

This report has been prepared in accordance with the Defence *PFAS OMP Factual Report Guidance* (Version 0.2) issued in May 2021 (Defence, 2021).

1.2 Objectives

The objectives were to:

- implement the OMP (Defence, 2019a) prepared based on information available at the time of writing and relied on findings of the Detailed Environmental Investigations, risk assessment and strategic management of risks assessed in the PFAS Management Area Plan (PMAP) (Defence, 2019b); and
- collect data that will enable Defence to maintain an up to date understanding of the distribution, concentration, transport, and transformation of PFAS.

The data will assist in the timely identification of risks and inform Defence's approach to the management of PFAS, including updates and revisions to the PMAP (Defence, 2019b).

The objective of this phase of works was to implement the scope of works for the November 2023 biannual sampling event in accordance with the Sampling and Analysis Quality Plan (SAQP) (AECOM, 2023).

2.0 Scope of Work

The scope of works was completed in general accordance with the SAQP (AECOM, 2023), as follows:

- obtain permission (where required) to conduct works at the Site, off-Site publicly accessible areas and at private properties
- gauging of groundwater levels in monitoring wells prior to collection of samples
- groundwater sampling and collection of water quality parameters at 79 of 83 scheduled monitoring wells (refer to **Table 1** below and **Figure F2** in **Appendix A** for specific locations), noting that two of the 83 scheduled monitoring wells were also re-sampled and analysed to confirm original results
- surface water sampling and collection of water quality parameters at 20 of 23 scheduled surface water locations (refer to **Table 2** below and **Figure F3** in **Appendix A** for specific locations)
- sediment sampling at 21 of 22 scheduled sediment locations (refer to **Table 3** below and **Figure F4** in **Appendix A** for specific locations)
- collection of field duplicate samples at a rate of 1 in 10 primary samples
- analysis of all samples for PFAS suite at the standard limit of reporting (LOR)
- data management of the OMP field and laboratory data in Defence ESdat database
- preparation of this Sampling Event Factual Report.

The deviations from the scheduled scope of works are discussed in detail in **Section 3.0**.

Note: due to privacy considerations, selected monitoring locations are unable to be shown on the figures in **Appendix A**.

Table 1 Groundwater Sampling Locations

Area	Description	Sampling Location	Total
On-Site	West of Site (including Airfield Former Fire Ground/Training Ground)	MW008, MW009, MW010, MW040, MW041	5
	Airfield Foam Cannon Testing Area and Surrounds	MW030, MW053, MW054*, MW056, MW057, MW058, MW059, MW107D, MW107I, MW108	10
	Airfield Flight Line (including Fire Station, Building 291)	MW007, MW024, MW025, MW026, MW027*, MW028, MW042, MW043	8
	Site Infrastructure (including Hangar 54)	MW045, MW046, MW060, MW061, MW062, MW063, MW064, MW065, MW066, MW067, MW068, MW069, MW070, MW071	14
	East of Site (including Tanker Parking Area and Former Fuel Farm 1)	MW047, MW048, MW050, MW051, MW052, MW072, MW073, MW074	8
	Sewage Treatment Plant and Surrounds	MW020, MW021, MW022, MW023, MW036, MW109, MW110	7
	Fuel Farm 2	MW032, MW033, MW034	3
	Rickabys Drop Zone	MW001, MW002, MW004, MW005, MW012, MW013, MW014, MW015, MW016, MW017, MW111, MW112, MW113, MW114	14
Off-Site	West of Site	MW075, MW076, MW077, MW078, MW081	5
	North-west of Site	MW079, MW080, MW082*, MW106	4
	North-east of Site	MW143 and MW144	2

Area	Description	Sampling Location	Total
	East of Site	MW086*, MW091, MW092	3
Total			83
* Location not sampled			

Table 2 Surface Water Sampling Locations

Area	Description	Sampling Location	Total
On-Site	North-west of Site (including STP discharge point)	SW001*, SW002, SW003, SW037	4
	North-east of Site (including tributary of Rickabys Creek)	SW005, SW007, SW014	3
	East of Site (including Rickabys Creek)	SW008, SW009, SW011, SW013	4
Off-Site	West of Site	SW022, SW024, SW035	3
	North of Site	SW015, SW016, SW081*, **SW085***	4
	East of Site	SW018, SW019, SW023, SW030	4
	South of Site	SW020	1
Total			23
* Location not sampled **Bold** text denotes private property location			

Table 3 Sediment Sampling Locations

Area	Description	Sampling Location	Total
On-Site	North-west of Site (including STP discharge point)	SD001, SD002, SD003	3
	North-east of Site (including tributary of Rickabys Creek)	SD005, SD007, SD014	3
	East of Site (including Rickabys Creek)	SD008, SD009, SD011, SD013	4
Off-Site	West of Site	SD022, SD024, SD035	3
	North of Site	SD015, SD016, SD081, **SD085***	4
	East of Site	SD018, SD019, SD023, SD030	4
	South of Site	SD020	1
Total			22
* Location not sampled **Bold** text denotes private property location			

3.0 Deviations from the SAQP

The November 2023 biannual sampling event was completed in general accordance with the SAQP (AECOM, 2023) with the exception of the deviations outlined in **Table 4** below.

Table 4 Deviations from SAQP (AECOM, 2023)

SAQP Deviation	Comment / Justification	Impact on Dataset
Samples, as well as associated gauging data and water quality parameters, were not collected from 4 of the 83 scheduled groundwater sampling locations.	Groundwater monitoring well MW027 could not be accessed and could not be gauged and sampled during this event. The well was covered by a stockpile associated with construction works in the area.	The lack of sampling data is not considered to represent a significant data gap as other nearby monitoring wells with similar construction depths (MW026 located in Airfield Flight Line Area On-Site and MW034 located in Fuel Farm 2 Area On-Site) were sampled.
	Groundwater monitoring well MW054 could not be sampled as it was observed to be dry.	The lack of sampling data is not considered to represent a significant data gap as other nearby monitoring wells with similar construction depths (MW057 and MW058 located in the Airfield Foam Cannon Testing Area and surrounds on-Site) were sampled.
	Groundwater monitoring well MW082 was covered by the remnants of a soil stockpile from recent road widening rectification works and could not be gauged and sampled during this event.	The lack of sampling data presents a potential data gap in the off-Site coverage of the up-hydraulic extent of the identified PFAS groundwater plume.
	Groundwater monitoring well MW086 was covered by the remnants of a soil stockpile and could not be gauged and sampled during this event.	The lack of gauging and sampling data for MW086 is not considered to have a significant impact on the dataset, or present a significant data gap, as another two monitoring wells (MW091 and MW092) further downgradient in the off-Site area were able to be gauged and sampled during this event.
Samples, as well as associated water quality parameters, were not collected from 3 of the 23 scheduled surface water locations.	Surface water location SW001 was observed to be dry and could not be sampled during this event.	No impact. The location is an ephemeral drainage line and is not anticipated to always contain water throughout the year.

SAQP Deviation	Comment / Justification	Impact on Dataset
	Surface water location SW081 was observed to be dry therefore not sampled.	The lack of sampling data for SW081 targeting Bakers Lagoon continues to present a data gap in the understanding of PFAS migration from Bakers Lagoon to the Hawkesbury River.
	Surface water location SW085 was observed to be dry and not representative of Bakers Lagoon water body.	The lack of samples from this area continues to present a data gap in PFAS migrating from Bakers Lagoon to the Hawkesbury River as this location has not been sampled previously.
Samples, as well as associated field data, were not collected from 1 of the 22 scheduled sediment locations.	Sediment location SD085 was observed to be dry and therefore no surface water or sediment samples were collected. AECOM considers that the paired surface water and sediment locations access (SW085 / SD085) appeared to be dry during prolonged dry periods and therefore there is no connectivity with Bakers Lagoon during these dry periods.	At the time location SD085 was visited, there appeared to be no connectivity between this location and Bakers Lagoon. AECOM will attempt to collect a sample from this location during future sampling events if there is significant rain for the waterbody to be connected with Bakers Lagoon. The lack of connectivity between Bakers Lagoon and sampling location SD085 (at the time the event was undertaken) presents a data gap for PFAS concentrations in Bakers Lagoon.

4.0 Methodology

4.1 Sampling Methodology

The methodology used for the November 2023 biannual sampling event was in general accordance with the SAQP (AECOM, 2023) and is summarised in **Table 5** below.

Table 5 Sampling Methodology

Item	Details
Groundwater gauging	The depth to groundwater was measured in each monitoring well immediately prior to collection of groundwater samples using an interface probe. Measurements of depth to groundwater were undertaken using an interface probe, which was tested by the supplier to ensure the instrument was fully operational prior to despatch and use. The equipment supplier records are provided in **Appendix C**.
Water quality parameters	Temperature, electrical conductivity (EC), dissolved oxygen (DO), oxidation-reduction potential (ORP), pH and observations of water quality were recorded for groundwater and surface water samples. Water quality parameters were collected using a calibrated water quality meter (WQM). The equipment supplier and field calibration records are provided in **Appendix C**.
Sampling methodology	**Groundwater Monitoring Wells** Groundwater samples were collected from each monitoring well using HydraSleeves™, a no-purge sampling methodology. HydraSleeves™ were installed within the screened interval of the wells for a minimum of 4 hours prior to the collection of samples, based on a review of the well construction log. For this event, all the HydraSleeves™ were installed during the previous sampling event in May 2023 as well as this sampling event in November 2023. HydraSleeves™ were found to be ripped or incorrectly installed in the following monitoring wells: MW042, MW047 and MW059. At these locations AECOM installed HydraSleeves™ and returned after a minimum of 4 hours to collect the groundwater samples. Once sampling was completed, new HydraSleeves™ were deployed in each of the monitoring wells, within the screened interval depth in preparation for the next sampling round. **Surface Water** Surface water samples were collected from either mid-way through the water column or approximately 0.5 metres below the surface, without disturbing the bottom of the surface water body, and without capturing any surface film or floating materials in the samples. At each location, a new, laboratory supplied container was lowered into the water (either by hand or using a sampling pole) with the cap immediately applied once the container was full. **Sediment** Sediment samples representative of potentially deposited sediments were collected from within the water body, using a hand trowel to a maximum depth of 0.3 metres below ground level (mbgl). A new laboratory supplied container was used at each location for collection of samples.

Item	Details
QA/QC Samples	A QA/QC program was implemented for the sampling and analysis program in order to obtain representative data and assess the reliability of the data obtained. To facilitate the QA/QC program the following sample types were obtained during the sampling program: • *Intra-laboratory duplicates* collected at a rate of 1 in 10 primary samples. The relative percentage difference (RPD) should be less than 30%, or less than 50% if results are less than 20 times the limit of reporting (LOR). Higher RPDs may also be acceptable if results are less than 10 times the LOR. • *Inter-laboratory duplicates* collected at a rate of 1 in 10 primary samples. The RPD should be less than 30%, or less than 50% if results are less than 20 times the LOR. Higher RPDs may also be acceptable if results are less than 10 times the LOR. • *Rinsate blanks* collected at a frequency of one per set of sampling equipment per day where equipment was reused between locations. Analytical results should be below the laboratory LOR. For this November 2023 biannual sampling event, the QA/QC samples included: • 13 x intra-laboratory duplicates (8 groundwater, 2 surface water and 3 sediment) which met the target frequency. • 13 x inter-laboratory duplicates (8 groundwater, 2 surface water and 3 sediment) which met the target frequency. • 6 x rinsate blanks, which met the target frequency. The data validation assessment is presented in **Appendix D**.
Sample analysis	All samples were submitted to the primary and secondary laboratories for PFAS suite at the standard LOR. ALS Environmental (ALS) Sydney, NSW was used as the primary laboratory. Envirolab Services (Envirolab) Sydney, NSW was used as the secondary laboratory. ALS and Envirolab methods for analyses were certified by the National Association of Testing Authorities (NATA). A summary of the laboratory results is presented in **Section 5.0** and the laboratory certificates are presented in **Appendix E**.

4.2 Adopted Screening Criteria

Guidance documents used to assess the dataset include the following:

- Heads of EPAs Australia and New Zealand (HEPA), 2020. *PFAS National Environmental Management Plan 2.0*. January 2020.
- Department of Health (DoH), 2017. *Health Based Guidance Values for PFAS for use in site investigations in Australia*. April 2017.
- Food Standards Australia New Zealand (FSANZ), 2017. *Supporting Document 1: Hazard assessment report – Perfluorooctane Sulfonate (PFOS), Perfluorooctanoic Acid (PFOA), Perfluorohexane Sulfonate (PFHxS).*
- National Health and Medical Research Council (NHMRC), 2019. *Guidance on PFAS in Recreational Water.* August 2019.
- National Environment Protection Council (NEPC), 2013. *Schedule B1. National Environment Protection (Assessment of Site Contamination) Measure 1999 (as amended 2013) Schedule B1 Guideline on Investigation Levels For Soil and Groundwater.*

The adopted PFAS screening criteria to assess the data generated as part of the OMP are presented in **Table 6** below.

It is noted that, at the time of preparing this report, the PFAS NEMP (HEPA, 2020) did not provide any screening criteria for PFAS in sediments.

Table 6 Summary of Adopted Screening Criteria

Media	Pathway	Compound	Criteria	Comment/Reference
Human Health Receptors				
Water – Groundwater	Drinking water	PFOS + PFHxS	0.07 µg/L	The values presented in the PFAS NEMP, 2020 are from DoH 2017, which published final health-based guidance values for PFAS for use in site investigations in Australia. DoH utilised the Tolerable Daily Intake (TDI) for PFOS and PFOA from FSANZ, 2017 and the methodology described in Chapter 6.3.3 of the National Health and Medical Research Council's (NHMRC) Australian Drinking Water Guidelines (ADWG), 2011 (updated in January 2022) to determine drinking water values. For PFHxS, DoH 2017 noted that '*FSANZ concluded that there was not enough toxicological and epidemiological information to justify establishing a tolerable daily intake. However, as a precaution, and for the purposes of site investigations, the PFOS tolerable daily intake should apply to PFHxS. In practice, this means that the level of PFHxS exposure should be added to the level of PFOS exposure; and this combined level be compared to the tolerable daily intake for PFOS*'. *All groundwater results were compared to these criteria.*
		PFOA	0.56 µg/L	

Media	Pathway	Compound	Criteria	Comment/Reference
Water – Surface Water	Recreational use	PFOS + PFHxS	2 µg/L	In August 2019, NHMRC released guidance on the assessment of PFAS in surface water. Rather than adopting an ingestion rate of 0.2 L of water per day (as per the ADWG formula), NHMRC adjusted this rate with consideration of an event frequency (150 events/year) to calculate an annual ingestion rate of 30 L per year. These values were adopted in the PFAS NEMP, 2020. *All surface water results were compared to these criteria.*
		PFOA	10 µg/L	
Ecological Receptors				
Water – Groundwater and Surface Water	Freshwater	PFOS	0.00023 µg/L	The values are from the PFAS NEMP, 2020 which endorsed the Australian and New Zealand Guidelines for Fresh and Marine Water Quality. The 99% species protection level (for freshwater and interim marine) has been applied for high value conservation systems. This approach is generally adopted for chemicals that bioaccumulate and biomagnify in wildlife. It is proposed that the laboratory LOR is adopted for the purposes of preliminary screening of analytical water results, rather than sole use of the criteria value. *All groundwater and surface water results were compared to these criteria.*
		PFOA	19 µg/L	

4.3 Data Quality Objectives and Data Validation

The data quality objectives (DQOs) and data quality indicators (DQIs) adopted for these works are presented in the SAQP (AECOM, 2023). Data validation assessment is provided in **Appendix D**.

Data validation procedure employed in the assessment of the field and laboratory QA/QC data indicated that the reported analytical results are representative of the sample locations and that the overall quality of the analytical data produced is acceptably reliable for the purpose of this report.

Following the reporting of PFAS concentrations which included a new exceedance at MW113 (sample collected on 22 November 2023), the primary laboratory was requested to repeat the analysis which reported PFAS concentrations below LOR. The primary laboratory investigated this discrepancy and identified that there was a “sample swap” between sample #076 (MW113) and #077 (MW114) of workorder ES2341217 that occurred either at the sample preparation stage or when sample was loaded on instrument for analysis. Laboratory documents were reissued with the corrected results for samples #076 and #077.

All data collected during this event have been reviewed and uploaded to the Defence ESdat database in accordance with Defence Contamination Management Manual (DCMM) requirements.

5.0 Field Observations and Results

5.1 General Observations

The weather conditions and general observations (including activities that may impact the monitoring program) recorded during the November 2023 biannual sampling event completed between 20 and 27 November 2023.

Table 7 General Observations

Items	Observations
Weather Conditions	During the sampling event, the weather was observed to be mostly dry and warm, with maximum daily temperatures between 14.8 ˚C (21 November 2023) and 29.6 ˚C (27 November 2023). A cumulative 21.0 mm of rainfall was recorded at Richmond (Richmond RAAF, Station 067105) (Bureau of Meteorology, 2023) during the sampling event, with most of the rainfall recorded on 25 November 2023.
Estate Management Works, Training Activities and/or Construction Works.	Road rectification works being carried out by Hawkesbury Council along Cornwallis Road were ongoing during the November 2023 sampling event, however they did not prevent access to sampling locations. Construction works being carried out by Duratec Australia to update the aircraft underground fuel lines had disrupted the area surrounding MW027, which was under a stockpile. No training activities were observed during the November 2023 sampling event that would impact the sampling program.

5.2 Field Observations and Measurements

The observations and measurements recorded during the field activities for the November 2023 biannual sampling event are summarised in **Table 8**, below.

Table 8 Field Observations and Measurements

Item	Description
Monitoring Well Network Condition	The wells sampled were observed to be in good condition with the exception of the following: • MW012 and MW022 have damaged monuments with PVC slightly bent at ground level. Given the integrity of the wells has not been compromised and the wells were able to be sampled, no further action is required. MW012 also has a partial blockage at 2 metres below top of casing (mbTOC) which prevented the HydraSleeve ™ being installed beyond that depth, while still being adequately installed within the screened interval. • MW026, MW061 had well gatics full of water below top of casing. • MW040 was observed to have damaged top of casing which prevented the gatic lid being secured, however the J cap was secure. • MW075 had a damaged gatic lid. This will be replaced during the next monitoring round. • MW080, MW143 and MW144 had well gatics full of water above top of casing. The water was removed prior to sampling at these locations.

Item	Description
	• MW092 was observed to have been damaged by a lawn mower, with no gatic lid or J cap secured, suggesting that the integrity of the monitoring well may be compromised, with potential surface water ingress. Given the gatic lid and J cap were replaced and the analytical results from this monitoring event are consistent with the historical dataset, no further action is required. • MW027, MW082 and MW086 were unable to be accessed as the wells were not able to be located.
Water Observations	Biosheen was noted on water surface at seven surface water locations (SW003, SW007, SW008, SW009, SW014, SW015 and SW020). Organic odours were noted at one groundwater location (MW107D) and four surface water locations (SW008, SW013, SW015 and SW016). Sulfurous odours were noted at two groundwater locations (MW008 and MW078).
Depth to Groundwater and Flow Direction	Depth to groundwater ranged from 1.011 (MW022) and 16.334 (MW107D) mbTOC. Groundwater elevation ranged from 2.386 (MW092) and 14.986 (MW070) metres Australian Height Datum (mAHD). Groundwater gauging data is presented in **Table T1** in **Appendix B**. The inferred groundwater flow direction for the regional shallow (unconfined) aquifers (upper unit of the Clarendon Formation and Lowlands Formation Aquifer) is to the east and northeast towards the Hawkesbury River (refer to **Figure F5** in **Appendix A**), which was generally consistent with previous flow directions. Note that gauging data from a number of groundwater monitoring wells were omitted from the contour plan, due to the following reasons: • MW054: well was dry • MW070 and MW071: installed with screens targeting the underlying lower unit of the Clarendon Formation During this sampling event AECOM engaged a surveyor to measure TOC elevation of groundwater monitoring well MW072, which was previously incorrect.
Water Quality Parameters	Groundwater and surface water quality parameters were measured during the collection of water samples. The readings are presented in **Table T2** and **Table T3** in **Appendix B** and are summarised below: **Groundwater Quality Parameters** • Dissolved oxygen ranged from 0.00 mg/L (MW007, MW008, MW009, MW010, MW024, MW030, MW032, MW033, MW034, MW042, MW043, MW050, MW051, MW059, MW063, MW072, MW074, MW107D, MW107I, MW108) to 4.83 mg/L (MW025) indicating poor to moderately oxygenated conditions. • Electrical conductivity ranged from 24.5 µS/cm (MW053) to 6,765.0 µS/cm (MW009) indicating fresh to saline conditions. • pH ranged from 5.80 (MW076) to 7.67 (MW028) indicating moderately acidic to neutral conditions. • Redox ranged from 47.6 mV (MW052) to 538.8 mV (MW111) indicating mildly reducing to oxidising conditions. **Surface Water Quality Parameters** • Dissolved oxygen ranged from 0.00 mg/L (SW003) to 10.20 mg/L (SW013) indicating poor to well oxygenated conditions.

Item	Description
	• Electrical conductivity ranged from 141.4 µS/cm (SW024) to 5,363.0 µS/cm (SW019) indicating fresh to saline conditions. • pH ranged from 5.11 (SW002) to 8.31 (SW024) indicating moderately acidic to moderately alkaline conditions. • Redox ranged from 124.9 mV (SW014) to 376.6 mV (SW002) indicating moderately reducing to oxidising conditions.
Sediment Observations	Sediment sampled and logged during this monitoring event comprised mostly of silt and clay, as well as some sand and gravel materials with varying amounts of organic material (mostly roots). No anthropogenic inclusions or staining were observed. Organic odours were noted at three sediment locations (SD007, SD013 and SD022). Refer to in **Table T4** in **Appendix B** for a summary of sediment classifications and observations.

5.3 Summary of Analytical Results

5.3.1 Groundwater Analytical Results

The PFAS groundwater analytical results from this sampling event are presented in **Table T5** in **Appendix B**. In summary, 79 primary groundwater samples were analysed for PFAS compounds, with concentrations of:

- PFOS+PFHxS, PFOS and/or PFOA reported above laboratory LOR in 71 primary samples.
- PFOS+PFHxS and/or PFOA exceeded the adopted human health screening criteria in 60 primary samples.
- PFOS and/or PFOA exceeded the adopted ecological screening criteria in 65 primary samples.

Deviations from the historical dataset are reported in **Table 9** and graphically on **Figure F6** in **Appendix A**.

Table 9 Deviations from Historical Dataset: Groundwater

Deviation Type	Groundwater sampling location	PFOS+PFHxS (µg/L)		PFOA (µg/L)		PFOS (µg/L)	
		November 2023	Previous maximum	November 2023	Previous maximum	November 2023	Previous maximum
First-time detections of PFOS+PFHxS PFOS and/or PFOA in groundwater	MW076	There were no first-time detections in the dataset.		0.03	<LOR	There were no first-time detections in the dataset.	
	MW114*	There were no first-time detections in the dataset.		There were no first-time detections in the dataset.		0.01	<LOR
New exceedance of the NEMP (HEPA, 2020) drinking water guidelines in groundwater	MW056	0.08	0.03	There were no new exceedances of the NEMP Human Health Screening Criteria in the dataset.		There are no applicable NEMP Human Health Screening Criteria.	

Deviation Type	Groundwater sampling location	PFOS+PFHxS (µg/L)		PFOA (µg/L)		PFOS (µg/L)	
		November 2023	Previous maximum	November 2023	Previous maximum	November 2023	Previous maximum
New exceedance of the NEMP (HEPA, 2020) Freshwater 99% guidelines in groundwater	MW076	There are no applicable NEMP Ecological Screening Criteria (99%).		There were no new exceedances of the NEMP Ecological Screening Criteria in the dataset (99%).		0.03	<LOR
Legend							
Blue Shading	Blue shading indicates sampling location with first-time detection of PFOS+PFHxS, PFOS and/or PFOA						
Yellow Shading	Yellow shading indicates sampling location with new exceedance of NEMP Human Health and/or Ecological Screening Criteria						
Note: MW056 new exceedance was recorded in the primary and intra-laboratory sample, with highest reported concentrations displayed, but not in the inter-laboratory sample. *Sample originally swapped with MW113 by the laboratory and later identified and corrected							

5.3.2 Surface Water Analytical Results

The PFAS surface water analytical results from this sampling event are presented in **Table T6** in **Appendix B**. In summary, 20 primary surface water samples were analysed for PFAS compounds, with concentrations of:

- PFOS+PFHxS, PFOS and/or PFOA reported above laboratory LOR in 19 primary samples.
- PFOS+PFHxS and/or PFOA exceeded the adopted human health screening criteria in 3 primary samples.
- PFOS and/or PFOA exceeded the adopted ecological screening criteria in 18 primary samples.

There were no first-time detections, or new exceedances of the adopted human health or ecological screening criteria for PFOS+PFHxS, PFOS and/or PFOA, in the surface water samples analysed.

5.3.3 Sediment Analytical Results

The PFAS sediment analytical results from this sampling event are presented in **Table T7** in **Appendix B**. In summary, 21 primary sediment samples were analysed for PFAS compounds, with concentrations of PFOS+PFHxS, PFOS and/or PFOA reported above laboratory LOR in 19 primary samples. Deviations from the historical dataset are reported in **Table 10** and graphically on **Figure F7** in **Appendix A**

Table 10 Deviations from Historical Dataset: Sediment

Deviation Type	Groundwater sampling location	PFOS+PFHxS (µg/L)		PFOA (µg/L)		PFOS (µg/L)	
		November 2023	Previous maximum	November 2023	Previous maximum	November 2023	Previous maximum
First-time detections of PFOS+PFHxS PFOS and/or PFOA in sediment	SD081	0.0005	n/a	There were no first-time detections in the dataset.		0.0005	n/a
Legend							
Blue Shading	Blue shading indicates sampling location with first-time detection of PFOS+PFHxS, PFOS and/or PFOA						
n/a = not applicable given SD081 sampled for the first time.							

5.4 Historical Sampling Data

Historical groundwater, surface water and sediment sampling data are presented in **Table T8**, **Table T9** and **Table T10** (respectively) in **Appendix B**.

6.0 Summary and Next Sampling Events

6.1 Summary of Monitoring Event

The November 2023 biannual sampling event was completed between 20 and 27 November 2023. The findings and the recommended actions are summarised in **Table 11** below.

Table 11 Summary of Sampling Event

Item	Comment	Recommended Action
Access to sampling locations	The following were accessed and able to be sampled: • 79 groundwater locations • 20 surface water locations • 21 sediment locations	Nil.
Locations unable to be located, inaccessible or dry	One monitoring well (MW027) was not accessed as it was covered by a stockpile associated with active construction works. One monitoring well (MW054) could not be sampled as it was observed to be dry. One monitoring well (MW082) was unable to be located due to road widening works in the area, which have buried the well. One monitoring well (MW086) was unable to be located, likely buried by remnant stockpile material. Two surface water locations (SW001/SW081) could not be sampled as they were observed to be dry. One co-located surface water / sediment location (SW085 / SD085) was dry and therefore not sampled. AECOM considers that the new location accessed appeared to be dry during prolonged dry periods and therefore there is no connectivity with Bakers Lagoon during these dry periods.	AECOM will attempt to access and sample locations MW027, MW054, MW086, SW001 and SW081 during the next scheduled sampling event. AECOM proposes the removal of MW082 from the OMP program as the well is believed to have been lost. AECOM will discuss the potential replacement of monitoring well MW082 (with a new well of similar construction) with Defence's Lead Consultant, as the lack of data from this well presents a data gap in coverage of the area. AECOM will attempt to collect samples from surface water / sediment locations SW085 / SD085 during future sampling events if there is observed connectivity to Bakers Lagoon following significant rainfall.

Item	Comment	Recommended Action
Monitoring well network condition	Most of the monitoring wells that were able to be accessed were noted to be in good condition. It is noted that although MW012 and MW022 had damaged monuments, the well integrity had not been compromised and the wells were able to be sampled. MW040 was observed to have damaged top of casing which prevented the gatic lid being secured. MW075 has a damaged gatic lid. MW092 was observed to have no gatic lid or J cap secured upon arrival to the monitoring well. The gatic lid and J cap were replaced during this sampling event, restoring the monitoring well to good condition. Additionally, some wells had gatics full of water, either above or below TOC, which was drained prior to sampling.	MW012, MW022, MW040 and MW092 were able to be sampled, no further action required. AECOM proposes to replace MW075 gatic lid next round.
Analytical Results	79 groundwater primary samples, 20 surface water primary samples and 21 sediment primary samples were analysed.	Locations will be sampled again during the next scheduled sampling event to continue to monitor concentrations over time.
First-time detections of PFOS+PFHxS, PFOS and/or PFOA	Two monitoring wells (MW076 and MW114) reported first-time detections of PFOS+PFHxS, PFOS and/or PFOA. No surface water samples reported first-time detections of PFOS+PFHxS, PFOS and/or PFOA. One sediment sample (SD081) reported first-time detections of PFOS+PFHxS, PFOS and/or PFOA. Note that this location was sampled for the first time.	Locations will be sampled again during the next scheduled sampling event to continue to monitor concentrations over time.
New exceedance of adopted human health screening criteria	One monitoring well (MW056) of the 79 sampled reported a new exceedance of the adopted human health screening criteria for PFOS+PFHxS and/or PFOA. No surface water locations sampled reported new exceedances of the adopted human health screening criteria for PFOS+PFHxS and/or PFOA.	Locations will be sampled again during the next scheduled sampling event to continue to monitor concentrations over time.
New exceedance of adopted ecological screening criteria	One monitoring well (MW076) of the 79 sampled reported new exceedances of the adopted ecological screening criteria for PFOS and/or PFOA. No surface water locations sampled reported new exceedances of the adopted ecological screening criteria for PFOS and/or PFOA.	Locations will be sampled again during the next scheduled sampling event to continue to monitor concentrations over time.

6.2 Upcoming Sampling Events

The next OMP sampling event is scheduled for May 2024.

7.0 References

AECOM, 2018. *Detailed Site Investigation – RAAF Base Richmond – PFAS Investigation*. 13 June 2018.

AECOM, 2023. *RAAF Richmond - Sampling and Analysis Quality Plan, PFAS OMP*. Revision L, 3 November 2023.

Australian and New Zealand Guidelines, 2018. *Australian and New Zealand Guidelines for Fresh and Marine Water Quality.*

BOM, 2023. Climate Data Online. Rainfall data, weather station 067105. http://www.bom.gov.au/climate/data/ [Accessed 1 December 2023].

Department of Defence, 2018. *Contamination Management Manual – Annex L Data Management*. August 2018, Amended June 2021.

Department of Defence, 2019a. *PFAS Ongoing Monitoring Plan, Royal Australian Air Force (RAAF) Base Richmond*. August 2019.

Department of Defence, 2019b. *PFAS Management Area Plan, Royal Australian Air Force (RAAF) Base Richmond*. August 2019.

Department of Defence, 2021. *PFAS OMP Factual Report Guidance.* Version 0.2, May 2021.

Department of Health, 2017. *Health Based Guidance Values for PFAS for use in site investigations in Australia*. April 2017.

FSANZ, 2017. *Supporting Document 1: Hazard assessment report – Perfluorooctane Sulfonate (PFOS), Perfluorooctanoic Acid (PFOA), Perfluorohexane Sulfonate (PFHxS).*

Heads of EPAs Australia and New Zealand (HEPA) 2020. *PFAS National Environmental Management Plan 2.0*. January 2020.

National Health and Medical Research Council (NHMRC), 2011. *Australian Drinking Water Guidelines 6, 2011. Version 3.7 Updated January 2022*. January 2022.

National Health and Medical Research Council (NHMRC), 2019. *Guidance on PFAS in Recreational Water.* August 2019.

National Environment Protection Council (NEPC), 2013. *Schedule B1. National Environment Protection (Assessment of Site Contamination) Measure 1999 (as amended 2013) Schedule B1 Guideline on Investigation Levels For Soil and Groundwater.*

NEPC, 2013. *Schedule B2. National Environment Protection (Assessment of Site Contamination) Measure 1999 (as amended 2013) Schedule B2 Guideline on Site Characterisation*.

NEPC, 2013. *Schedule B4. National Environment Protection (Assessment of Site Contamination) Measure 1999 (as amended 2013) Schedule B4 Guideline on Site-Specific Health Risk Assessment Methodology*.

NEPC, 2013. *Schedule B7. National Environment Protection (Assessment of Site Contamination) Measure 1999 (as amended 2013) Schedule B7 Guideline on Derivation of Health-Based Investigation Levels*.

Standards Australia (AS 4482.1-2005) *Guide to the sampling and investigation of potentially contaminated soil. Part 1: Non-volatile and semi-volatile compounds*

Standards Australia 1998. AS/NZ 5667:1998 *Water quality – sampling*

Appendix A

Figures

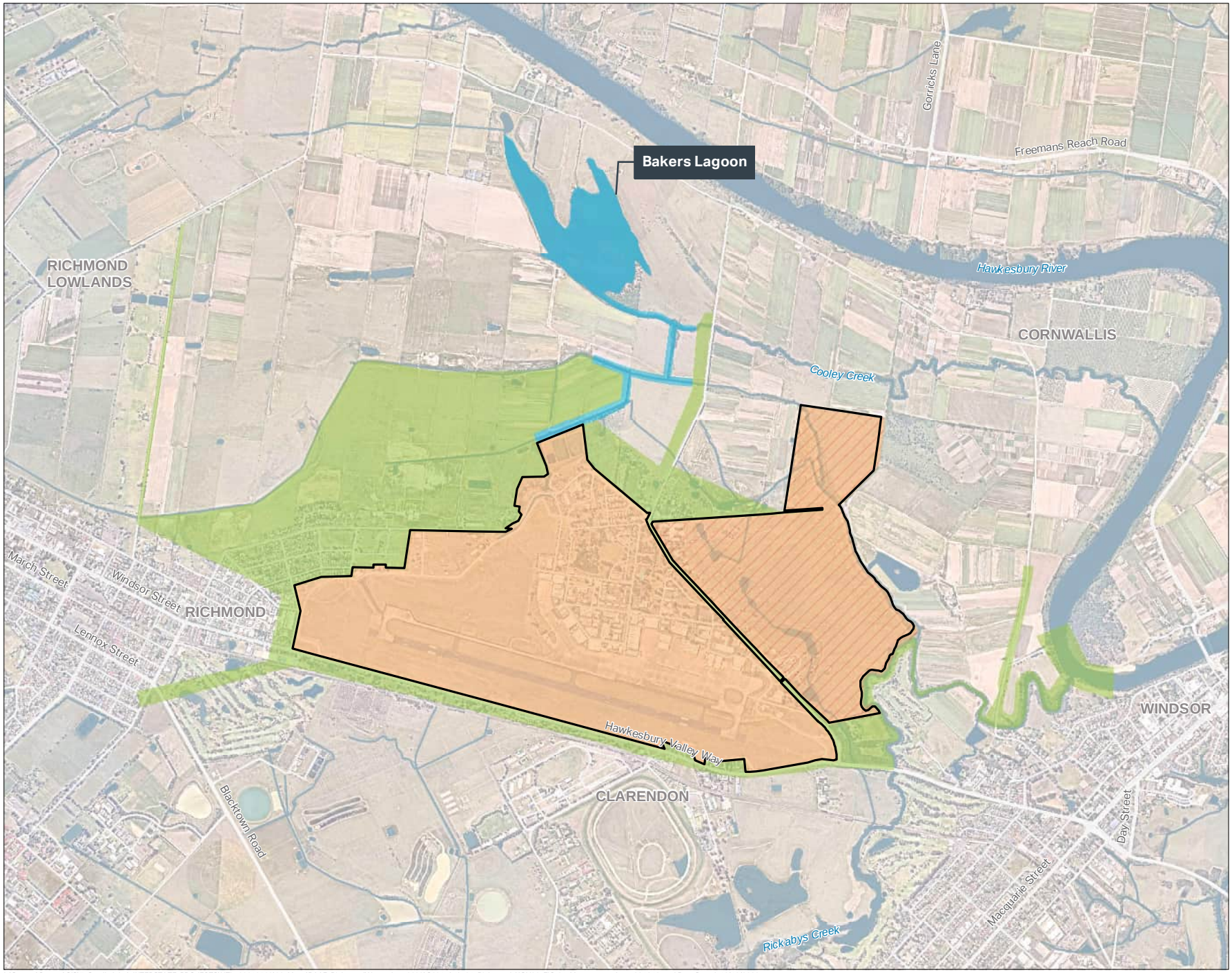

AECOM

N

0 250 500 m

Legend

- Defence Site Boundary
- Bakers Lagoon Management Area
- Offsite Management Area
- Onsite Management Area
- Rickabys Drop Zone

FIGURE F1:
SITE LOCATION AND MANAGEMENT AREAS

PROJECT NAME:
PFAS OMP
REPORT NAME:
Sampling Event Factual Report
November 2023
RAAF Base Richmond (0902)
CLIENT NAME:
Department of Defence
PROJECT NUMBER:
60612562

Copyright: Copyright in material relating to the base layers (contextual information) on this page is licensed under a Creative Commons, Attribution 4.0 International licence © Department of Finance, Services & Innovation 2019, (Digital Cadastral Database and/or Digital Topographic Database).

The terms of Creative Commons Attribution 4.0 International License (CC BY 4.0) are available from https://creativecommons.org/licenses/by/4.0/legalcode (Copyright Licence)

Neither AECOM Australia Pty Ltd (AECOM) nor the Department of Finance, Services & Innovation make any representations or warranties of any kind, about the accuracy, reliability, completeness or suitability or fitness for purpose in relation to the content (in accordance with clause 5 of the Copyright Licence). AECOM has prepared this document for the sole use of its Client based on the Client's description of its requirements having regard to the assumptions and other limitations set out in this report.

Source:
Department of Finance, Services and Innovation, 2019
Imagery @ Nearmap, 2019

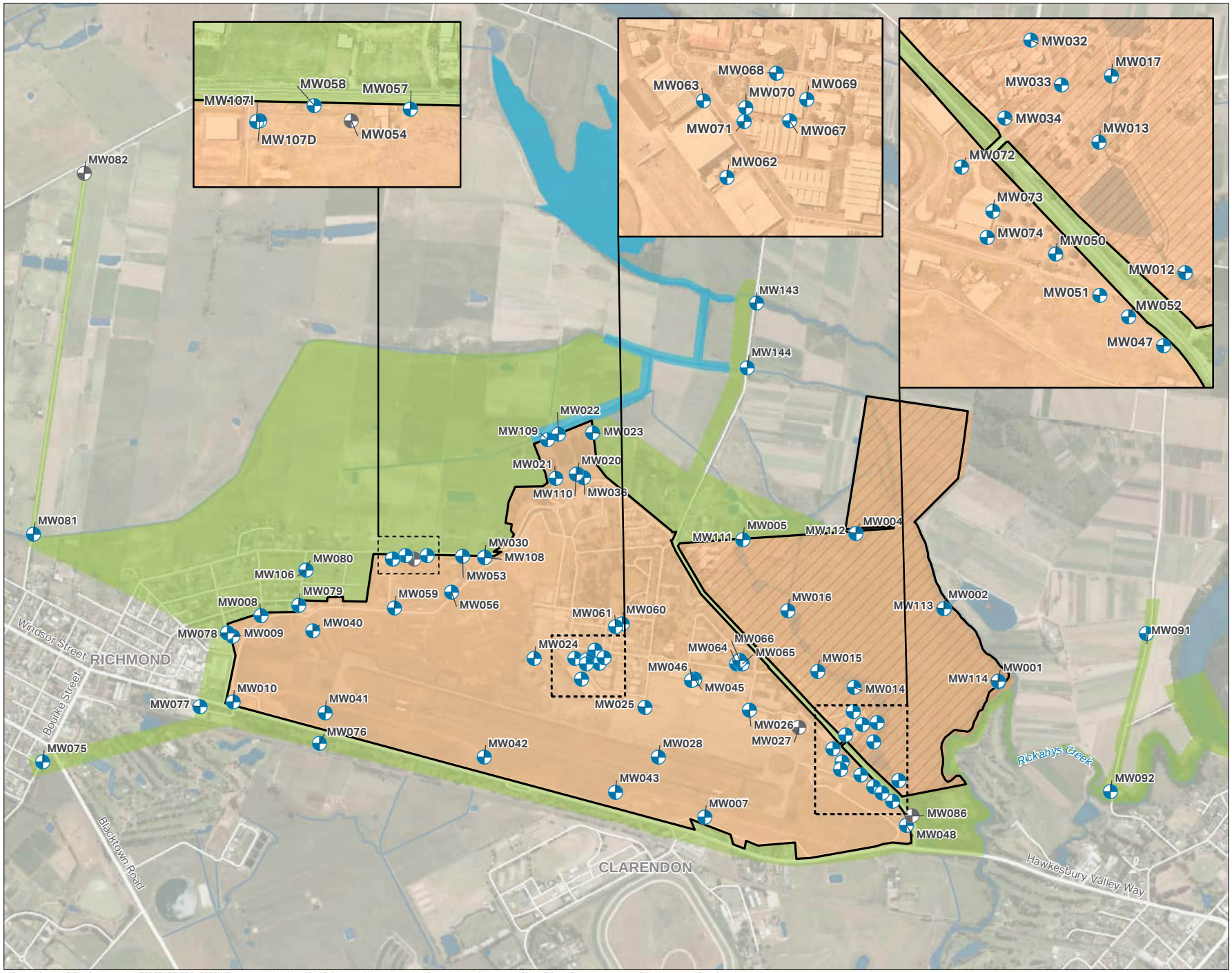

AECOM

N

0 250 500 m

Legend

- Defence Site Boundary
- Bakers Lagoon Management Area
- Offsite Management Area
- Onsite Management Area
- Rickabys Drop Zone
- Groundwater Location (sampled)
- Groundwater Location (not sampled)

FIGURE F2:
GROUNDWATER SAMPLING LOCATIONS

PROJECT NAME:
PFAS OMP
REPORT NAME:
Sampling Event Factual Report November 2023
RAAF Base Richmond (0902)
CLIENT NAME:
Department of Defence
PROJECT NUMBER:
60612562

Copyright: Copyright in material relating to the base layers (contextual information) on this page is licensed under a Creative Commons, Attribution 4.0 International licence © Department of Finance, Services & Innovation 2019, (Digital Cadastral Database and/or Digital Topographic Database).

The terms of Creative Commons Attribution 4.0 International License (CC BY 4.0) are available from https://creativecommons.org/licenses/by/4.0/legalcode (Copyright Licence)

Neither AECOM Australia Pty Ltd (AECOM) nor the Department of Finance, Services & Innovation make any representations or warranties of any kind, about the accuracy, reliability, completeness or suitability or fitness for purpose in relation to the content (in accordance with clause 5 of the Copyright Licence). AECOM has prepared this document for the sole use of its Client based on the Client's description of its requirements having regard to the assumptions and other limitations set out in this report.

Source:
Department of Finance, Services and Innovation, 2019; © Department of Customer Service 2020

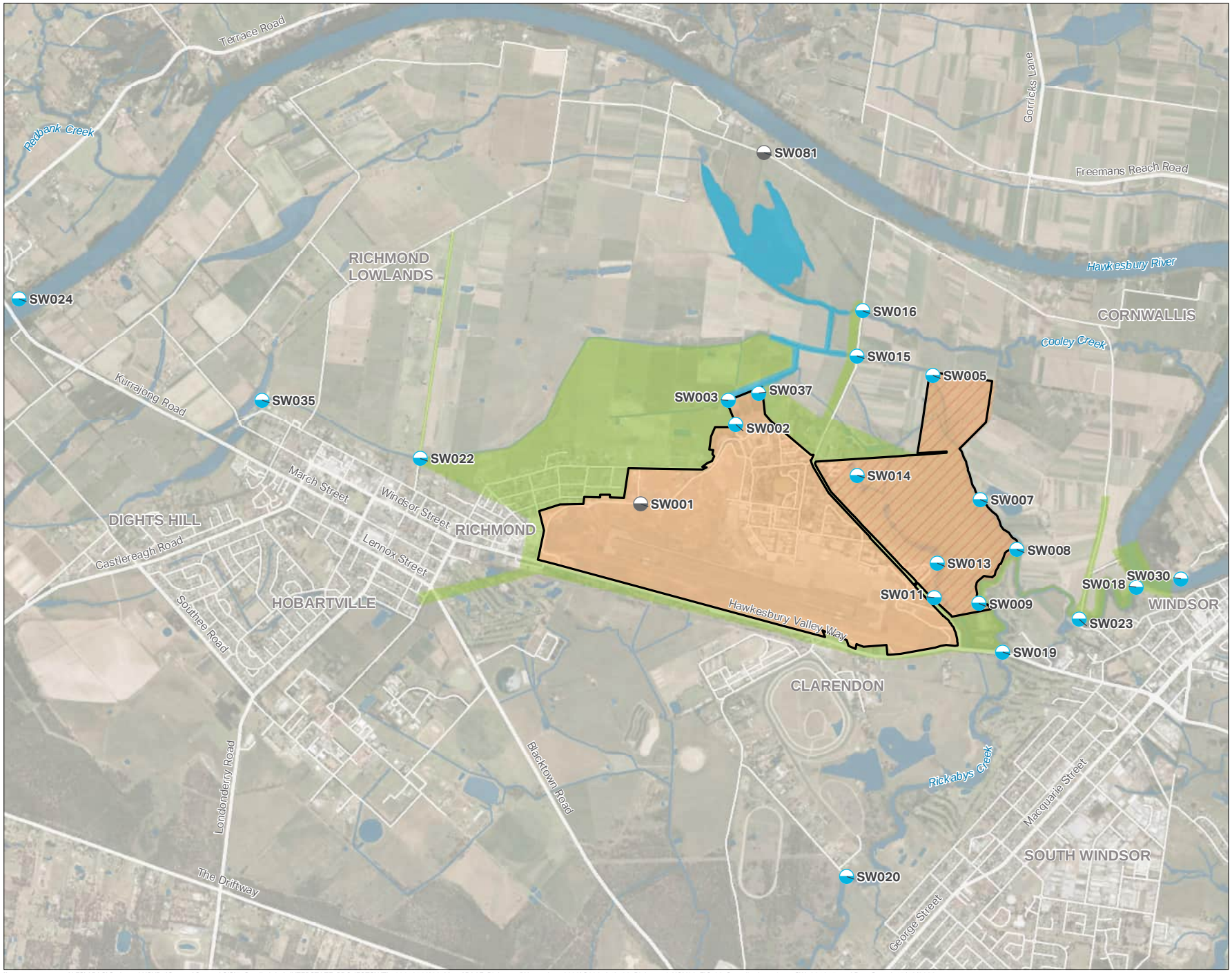

AECOM

N

0 400 800 m

Legend

- Defence Site Boundary
- Bakers Lagoon Management Area
- Offsite Management Area
- Onsite Management Area
- Rickabys Drop Zone
- Surface Water Location (sampled)
- Surface Water Location (not sampled)

Due to privacy considerations, location SW085 cannot be shown

FIGURE F3:
SURFACE WATER SAMPLING LOCATIONS

PROJECT NAME:
PFAS OMP
REPORT NAME:
Sampling Event Factual Report
November 2023
RAAF Base Richmond (0902)
CLIENT NAME:
Department of Defence
PROJECT NUMBER:
60612562

Copyright: Copyright in material relating to the base layers (contextual information) on this page is licensed under a Creative Commons, Attribution 4.0 International licence © Department of Finance, Services & Innovation 2019, (Digital Cadastral Database and/or Digital Topographic Database).

The terms of Creative Commons Attribution 4.0 International License (CC BY 4.0) are available from https://creativecommons.org/licenses/by/4.0/legalcode (Copyright Licence)

Neither AECOM Australia Pty Ltd (AECOM) nor the Department of Finance, Services & Innovation make any representations or warranties of any kind, about the accuracy, reliability, completeness or suitability or fitness for purpose in relation to the content (in accordance with clause 5 of the Copyright Licence). AECOM has prepared this document for the sole use of its Client based on the Client's description of its requirements having regard to the assumptions and other limitations set out in this report.

Source:
Department of Finance, Services and Innovation, 2019; © Department of Customer Service 2020

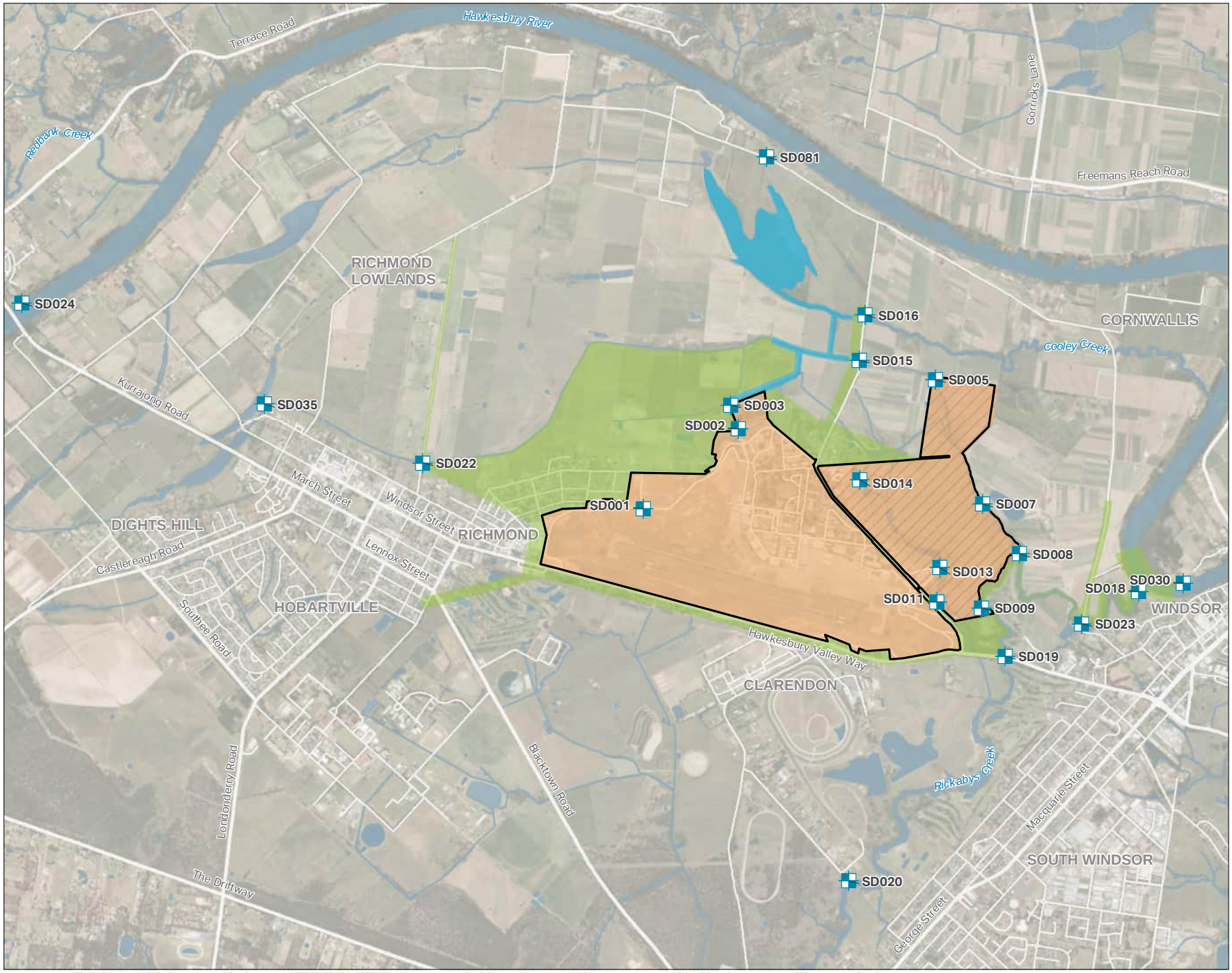

AECOM

N

0 400 800 m

Legend

- Defence Site Boundary
- Bakers Lagoon Management Area
- Offsite Management Area
- Onsite Management Area
- Rickabys Drop Zone
- Sediment Location (sampled)

Due to privacy considerations, location SD085 cannot be shown

FIGURE F4:
SEDIMENT SAMPLING LOCATIONS

PROJECT NAME:
PFAS OMP
REPORT NAME:
Sampling Event Factual Report
November 2023
RAAF Base Richmond (0902)
CLIENT NAME:
Department of Defence
PROJECT NUMBER:
60612562

Copyright: Copyright in material relating to the base layers (contextual information) on this page is licensed under a Creative Commons, Attribution 4.0 International licence © Department of Finance, Services & Innovation 2019, (Digital Cadastral Database and/or Digital Topographic Database).

The terms of Creative Commons Attribution 4.0 International License (CC BY 4.0) are available from https://creativecommons.org/licenses/by/4.0/legalcode (Copyright Licence)

Neither AECOM Australia Pty Ltd (AECOM) nor the Department of Finance, Services & Innovation make any representations or warranties of any kind, about the accuracy, reliability, completeness or suitability or fitness for purpose in relation to the content (in accordance with clause 5 of the Copyright Licence). AECOM has prepared this document for the sole use of its Client based on the Client's description of its requirements having regard to the assumptions and other limitations set out in this report.

Source:
Department of Finance, Services and Innovation, 2019; © Department of Customer Service 2020

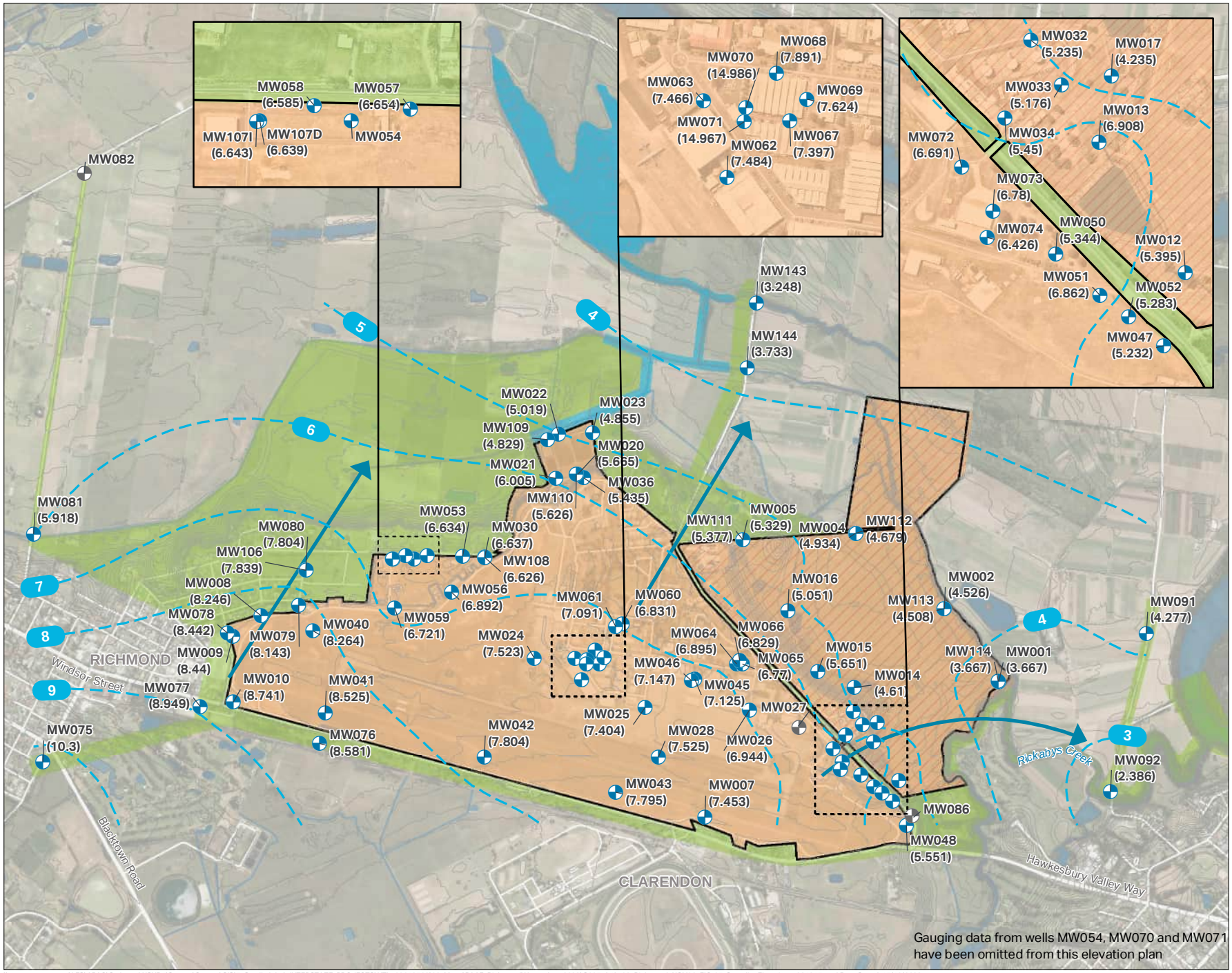

AECOM

N

0 200 400 m

Legend

- Defence Site Boundary
- Bakers Lagoon Management Area
- Offsite Management Area
- Onsite Management Area
- Rickabys Drop Zone
- Groundwater Contours (mAHD)
- Inferred Groundwater Flow Direction
- 1m Contour
- Groundwater Location (gauged)
- Groundwater Location (not gauged)

FIGURE F5:
GROUNDWATER ELEVATION PLAN

PROJECT NAME:
PFAS OMP
REPORT NAME:
Sampling Event Factual Report
November 2023
RAAF Base Richmond (0902)
CLIENT NAME:
Department of Defence
PROJECT NUMBER:
60612562

Copyright: Copyright in material relating to the base layers (contextual information) on this page is licensed under a Creative Commons, Attribution 4.0 International licence © Department of Finance, Services & Innovation 2019, (Digital Cadastral Database and/or Digital Topographic Database).

The terms of Creative Commons Attribution 4.0 International License (CC BY 4.0) are available from https://creativecommons.org/licenses/by/4.0/legalcode (Copyright Licence)

Neither AECOM Australia Pty Ltd (AECOM) nor the Department of Finance, Services & Innovation make any representations or warranties of any kind, about the accuracy, reliability, completeness or suitability or fitness for purpose in relation to the content (in accordance with clause 5 of the Copyright Licence). AECOM has prepared this document for the sole use of its Client based on the Client's description of its requirements having regard to the assumptions and other limitations set out in this report.

Source:
Department of Finance, Services and Innovation, 2019; © Department of Customer Service 2020

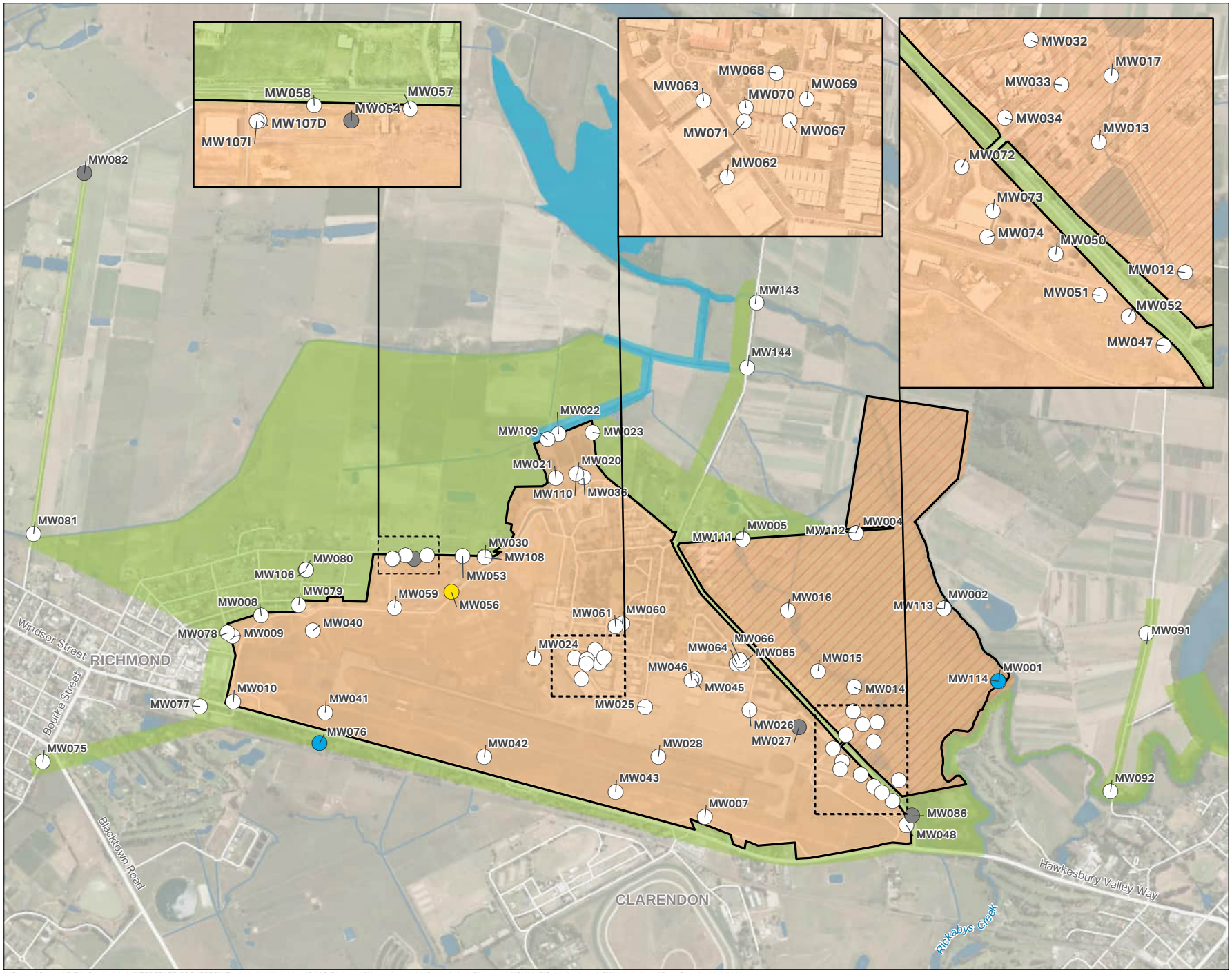

AECOM

N

0 250 500 m

Legend

- Defence Site Boundary
- Bakers Lagoon Management Area
- Offsite Management Area
- Onsite Management Area
- Rickabys Drop Zone
- First Time Detection of Human Health and/or Ecological Screening Criteria for PFOS, PFOS+PFHxS and/or PFOA
- New Exceedence of Human Health and/or Ecological Screening Criteria for PFOS, PFOS+PFHxS and/or PFOA
- Location not accessed and/or sampled
- Sampled, no first time detection or new exceedance

FIGURE F6:
GROUNDWATER ANALYTICAL RESULTS

PROJECT NAME:
PFAS OMP
REPORT NAME:
Sampling Event Factual Report November 2023
RAAF Base Richmond (0902)
CLIENT NAME:
Department of Defence
PROJECT NUMBER:
60612562

Copyright: Copyright in material relating to the base layers (contextual information) on this page is licensed under a Creative Commons, Attribution 4.0 International licence © Department of Finance, Services & Innovation 2019, (Digital Cadastral Database and/or Digital Topographic Database).

The terms of Creative Commons Attribution 4.0 International License (CC BY 4.0) are available from https://creativecommons.org/licenses/by/4.0/legalcode (Copyright Licence)

Neither AECOM Australia Pty Ltd (AECOM) nor the Department of Finance, Services & Innovation make any representations or warranties of any kind, about the accuracy, reliability, completeness or suitability or fitness for purpose in relation to the content (in accordance with clause 5 of the Copyright Licence). AECOM has prepared this document for the sole use of its Client based on the Client's description of its requirements having regard to the assumptions and other limitations set out in this report.

Source:
Department of Finance, Services and Innovation, 2019; © Department of Customer Service 2020

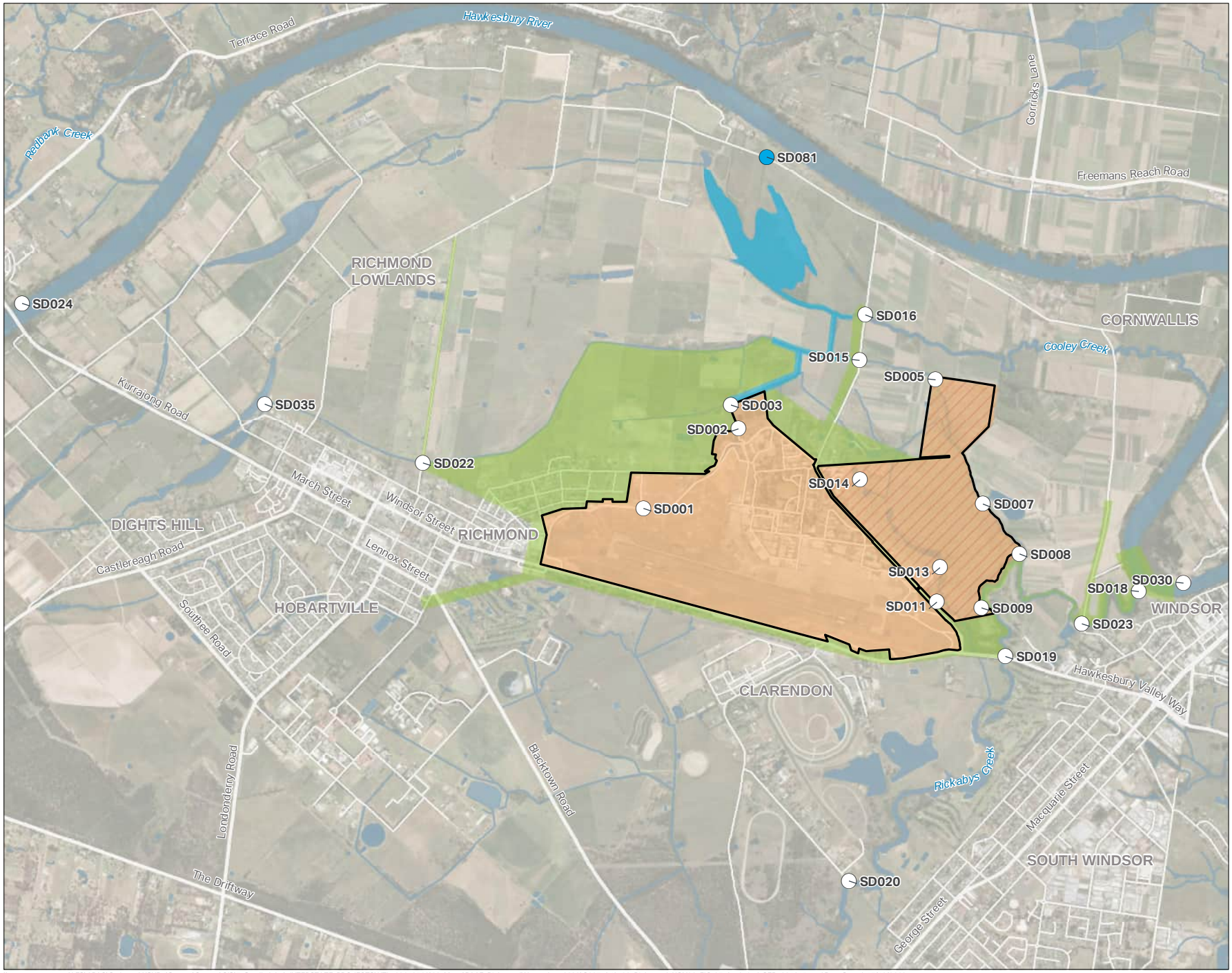

AECOM

N

0 400 800 m

Legend

- Defence Site Boundary
- Bakers Lagoon Management Area
- Offsite Management Area
- Onsite Management Area
- Rickabys Drop Zone
- New Detection of Human Health and/or Ecological Screening Criteria for PFOS, PFOS+PFHxS and/or PFOA
- Sampled, no first time detection or new exceedance

Due to privacy considerations, location SD085 cannot be shown

FIGURE F7:
SEDIMENT ANALYTICAL RESULTS

PROJECT NAME:
PFAS OMP
REPORT NAME:
Sampling Event Factual Report
November 2023
RAAF Base Richmond (0902)
CLIENT NAME:
Department of Defence
PROJECT NUMBER:
60612562

Copyright: Copyright in material relating to the base layers (contextual information) on this page is licensed under a Creative Commons, Attribution 4.0 International licence © Department of Finance, Services & Innovation 2019, (Digital Cadastral Database and/or Digital Topographic Database).

The terms of Creative Commons Attribution 4.0 International License (CC BY 4.0) are available from https://creativecommons.org/licenses/by/4.0/legalcode (Copyright Licence)

Neither AECOM Australia Pty Ltd (AECOM) nor the Department of Finance, Services & Innovation make any representations or warranties of any kind, about the accuracy, reliability, completeness or suitability or fitness for purpose in relation to the content (in accordance with clause 5 of the Copyright Licence). AECOM has prepared this document for the sole use of its Client based on the Client's description of its requirements having regard to the assumptions and other limitations set out in this report.

Source:
Department of Finance, Services and Innovation, 2019; © Department of Customer Service 2020

Appendix B

Tables

Table T1 - Groundwater Gauging

AECOM

Location Code	Alternative Name	Top of Casing (mAHD)	Top Screen (mbTOC)	Bottom Screen (mbTOC)	HydraSleeve Collar Depth (mbTOC)	Visit / Gauging Date Time	Water Depth (mbTOC)	Water Elevation (mAHD)	Depth to Base of Well (mbTOC)	Visit / Gauging Comment
MW001	BBNA-NAA-MW01, MW01	10.052	6	9	7	22/11/2023 10:47	6.385	3.667	9.38	Good condition.
MW002	BBNA-NAA-MW02A, MW02	9.86	6	9	7	22/11/2023 10:02	5.334	4.526	9.76	Good condition.
MW004	BBNA-NAA-MW03, MW04	7.18	9	12	10	22/11/2023 09:16	2.246	4.934	12.97	Good condition.
MW005	BBNA-BH24/5, MW05	9.113	unknown	unknown	8	22/11/2023 08:44	3.784	5.329	9.91	Good condition.
MW007	BBRS-NAA-MW01, MW07	16.03	9	12	11	21/11/2023 09:12	8.577	7.453	11.88	Good condition.
MW008	BBRW-NAA-MW01, MW08	20.93	12	15	15.5	21/11/2023 08:16	12.684	8.246	16.33	Good condition.
MW009	BBRW-BHB5, MW09	20.44	unknown	unknown	12.5	21/11/2023 08:23	12	8.44	13.3	Good condition.
MW010	BBA-NAA-MW01, MW10	21.06	18	21	21.5	21/11/2023 08:30	12.319	8.741	22.08	Good condition.
MW012	SW0257-NAA-MW01, MW12	6.64	1	4	2	22/11/2023 12:48	1.245	5.395	4.22	Good condition. Monument on an angle.
MW013	SW0257-NAA-MW02, MW13	7.93	4	7	5	22/11/2023 13:54	1.022	6.908	6.04	Good condition.
MW014	SW0257-NAA-MW03, MW14	6.24	5	8	6	22/11/2023 14:47	1.63	4.61	9.41	Good condition.
MW015	SW0257-NAA-MW04, MW15	7.02	6	9	7	22/11/2023 15:10	1.369	5.651	9.41	Good condition.
MW016	SW0257-NAA-MW05, MW16	7.39	2	5	4	22/11/2023 08:11	2.339	5.051	5.99	Good condition.
MW017	SW0257-BHFF8, MW17	6.51	unknown	unknown	3	22/11/2023 14:17	2.275	4.235	4.81	Good condition.
MW020	SW0057-STP2, MW20	8.945	unknown	unknown	6	20/11/2023 11:55	3.28	5.665	6.56	Good condition.
MW021	SW0057-STP3, MW21	7.88	unknown	unknown	3	20/11/2023 12:13	1.875	6.005	3.5	Good condition.
MW022	SW0057-STP5, MW22	6.03	unknown	unknown	-	20/11/2023 10:57	1.011	5.019		Slight bend in well casing creating partial blockage to 2.11 m.
MW022	SW0057-STP5, MW22	6.03	unknown	unknown	2	23/11/2023 13:36	1.191	4.839	3.09	Slight bend in well casing. Casing straightened to gauge.
MW023	SW0057-STP7, MW23	6.01	unknown	unknown	3.5	20/11/2023 11:23	1.155	4.855	4.3	Good condition.
MW024	SW0256-NAA-MW01, MW24	19.92	12	15	14.5	21/11/2023 10:13	12.397	7.523	15.37	Good condition.
MW025	SW0256-NAA-MW02, MW25	17.14	16	20	17.5	23/11/2023 11:59	9.736	7.404	20.18	Good condition.
MW026	SW0256-NAA-MW03, MW26	16.9	9	12	10	23/11/2023 10:04	9.956	6.944	12.04	Good condition. Gatic box full of water, below TOC.
MW027	SW0256-NAA-MW04, MW27	16.420	10	13	n/a	21/11/2023 10:03	n/a	n/a	n/a	Location buried under stockpile.
MW028	SW0256-NAA-MW05, MW28	16.9	8	11	11.5	21/11/2023 10:03	9.375	7.525	11.35	Good condition.
MW030	SW0054-BH8/8, MW30	21.262	13	18	16.5	20/11/2023 14:09	14.625	6.637	17.11	Good condition.
MW032	SW0249-NAA-MW02, MW32	17.81	12	15	14	21/11/2023 11:21	12.575	5.235	14.51	Good condition.
MW033	SW0249-NAA-MW03, MW33	14.84	10	13	11.5	21/11/2023 11:13	9.664	5.176	12.3	Good condition.
MW034	SW0249-NAA-MW04, MW34	16.93	14	17	16	21/11/2023 11:29	11.48	5.45	16.87	Good condition.
MW036	SW0263-NAA-MW01, MW36	20.82	18	22	21.5	20/11/2023 12:42	15.385	5.435	21.94	Good condition.
MW040	SW0236-NAA-MW01, MW40	19.52	15	18	17.5	21/11/2023 08:07	11.256	8.264	18.15	Poor condition. Well lid not sitting flush due to casing being broken.
MW041	SW0234-NAA-MW01, MW41	19.73	14	17	16	21/11/2023 08:41	11.205	8.525	16.7	Good condition.
MW042	SW0237-NAA-MW01, MW42	18.32	13	16	15.5	21/11/2023 08:48	10.516	7.804	16.22	Good condition. Hydrasleeve ripped when lifting out of well. New Hydrasleeve reinstalled in preparation for sampling.
MW042	SW0237-NAA-MW01, MW42	18.32	13	16	15.5	21/11/2023 14:08	10.49	7.83	16.22	Good condition.
MW043	SW0235-NAA-MW01, MW43	16.45	15	18	16	21/11/2023 09:02	8.655	7.795	18.1	Good condition.
MW045	SW0241-NAA-MW02, MW45	16.74	15	18	16	23/11/2023 11:34	9.615	7.125	17.81	Good condition.
MW046	SW0241-NAA-MW03, MW46	16.71	15	18	16	23/11/2023 11:49	9.563	7.147	17.92	Good condition.
MW047	SW0061-NAA-MW01, MW47	13.78	9	12	11	21/11/2023 09:31	8.548	5.232	11.41	Good condition. Hydrasleeve ripped when lifting out of well. New Hydrasleeve installed in preparation for sampling.
MW047	SW0061-NAA-MW01, MW47	13.78	9	12	11	21/11/2023 14:21	8.508	5.272	11.41	Good condition.
MW048	SW0061-NAA-MW02, MW48	17.62	10	13	14	21/11/2023 09:21	12.069	5.551	14.48	Good condition.
MW050	SW0061-BH102/2, MW50	10.2	unknown	unknown	7.5	21/11/2023 09:52	4.856	5.344	8.04	Good condition.
MW051	SW0061-BH102/5, MW51	10.3	2	5	4.5	21/11/2023 09:45	3.438	6.862	5.14	Good condition.
MW052	SW0061-BH102/6, MW52	10.71	6	9	9	21/11/2023 09:39	5.427	5.283	9.46	Good condition.
MW053	SW0138-NAA-MW01, MW53	20.95	14	17	16	20/11/2023 14:24	14.316	6.634	16.53	Good condition.
MW054	SW0138-NAA-MW02, MW54	24.31	15	18	n/a	20/11/2023 15:35	dry	n/a	17.58	Good condition.
MW056	SW0138-BH8/17, MW56	19.39	12	16	15	20/11/2023 14:36	12.498	6.892	15.6	Good condition.
MW057	SW0138-BH8/18, MW57	22.92	14	19	20.5	20/11/2023 15:56	16.266	6.654	21.21	Good condition.
MW058	SW0138-BH8/19, MW58	22.823	15	19	19.5	20/11/2023 15:50	16.238	6.585	20.22	Good condition.
MW059	SW0138-BH8/26, MW59	20.74	15	19	16	20/11/2023 14:58	14.019	6.721	16.17	Good condition. Hydrasleeve incorrectly installed. Data logger caused entanglement. New Hydrasleeve reinstalled. To be revisited for sampling.
MW059	SW0138-BH8/26, MW59	20.74	15	19	16	21/11/2023 13:45	14.026	6.714	16.41	Good condition.
MW060	SW0279-NAA-MW01, MW60	17.89	13	16	13.5	23/11/2023 08:13	11.059	6.831	15.65	Good condition.
MW061	SW0279-NAA-MW02, MW61	18.39	11	14	11.5	23/11/2023 08:00	11.299	7.091	13.14	Good condition. Gatic box full of water, below TOC.
MW062	SW0238-NAA-MW01, MW62	18.91	12	15	12.5	23/11/2023 09:00	11.426	7.484	13.6	Good condition.
MW063	SW0238-NAA-MW02, MW63	19.62	12	15	13	23/11/2023 08:39	12.154	7.466	14.98	Good condition.
MW064	SW0059-NAA-MW01, MW64	17.86	10	14	12	23/11/2023 11:17	10.965	6.895	14.52	Good condition.
MW065	SW0059-NAA-MW02, MW65	17.95	10	13	11	23/11/2023 10:27	11.18	6.77	13.13	Good condition.
MW066	SW0059-NAA-MW03, MW66	18.03	11	15	12	23/11/2023 11:03	11.201	6.829	14.93	Good condition.
MW067	SW0246-NAA-MW01, MW67	18.6	12	15	13	23/11/2023 09:35	11.203	7.397	14.64	Good condition.
MW068	SW0246-NAA-MW02, MW68	19.05	12	15	13	23/11/2023 08:27	11.159	7.891	15	Good condition.
MW069	SW0246-NAA-MW03, MW69	19.03	13	16	14	23/11/2023 09:49	11.406	7.624	15.43	Good condition.
MW070	SW0246-BH2/MW2, MW70	19.4	2	5	3	23/11/2023 09:20	4.414	14.986	5.32	Good condition.
MW071	SW0246-BH4/MW4, MW71	19.15	2	5	2.5	23/11/2023 09:14	4.183	14.967	5.1	Good condition.
MW072	SW0003-BHFF19, MW72	15.86	unknown	unknown	12.5	21/11/2023 11:43	9.169	6.691	13.28	Good condition.
MW073	SW0003-MW02, MW73	15.331	10	13	11	21/11/2023 11:33	8.551	6.78	11.84	Good condition.
MW074	SW0003-MW03, MW74	15.63	10	14	12.5	21/11/2023 11:37	9.204	6.426	13.11	Good condition.
MW075	MW75	18.097	12	15	13	24/11/2023 14:02	7.797	10.3	14.34	Good condition. Gatic lid damaged, split in 2. To replace next round.
MW076	MW76	19.54	15	18	16	24/11/2023 13:25	10.959	8.581	17.89	Good condition.
MW077	MW77	19.942	20	22	20	24/11/2023 13:41	10.993	8.949	21.76	Good condition.

Location Code	Alternative Name	Top of Casing (mAHD)	Top Screen (mbTOC)	Bottom Screen (mbTOC)	HydraSleeve Collar Depth (mbTOC)	Visit / Gauging Date Time	Water Depth (mbTOC)	Water Elevation (mAHD)	Depth to Base of Well (mbTOC)	Visit / Gauging Comment
MW078	MW78	19.807	15	18	16	24/11/2023 14:21	11.365	8.442	17.46	Good condition.
MW079	MW79	20.453	15	18	16	24/11/2023 10:30	12.31	8.143	17.88	Good condition.
MW080	MW80	22.72	21	24	22	24/11/2023 09:51	14.916	7.804	24.04	Good condition. Gatic box full of water, above TOC. Water drained prior to removing J-cap.
MW081	MW81	7.376	3	6	3	24/11/2023 10:54	1.458	5.918	5.48	Good condition.
MW082	MW82	8.781	3	6	n/a	24/11/2023 11:53	n/a	n/a	n/a	Location buried by road widening works. Unable to locate.
MW086	MW86	10.387	3.6	6.6	n/a	24/11/2023 11:42	n/a	n/a	n/a	Location buried under remnant stockpile. Unable to locate.
MW091	MW91	8.29	4	7	4.5	24/11/2023 12:04	4.013	4.277	6.47	Good condition. Well gatic covered by 40 cm soil.
MW092	MW92	8.995	19	22	20	24/11/2023 12:46	6.609	2.386	21.58	Poor condition. Gatic damaged, soil ingress in well. New Hydrasleeve installed. Gatic and J cap replaced. To be revisited for sampling.
MW092	MW92	8.995	19	22	20	27/11/2023 09:20	6.585	2.41	21.56	Good condition.
MW106		22.738	28	31	29	24/11/2023 10:05	14.899	7.839	29.44	Good condition.
MW107D	MW107_D	22.973	27.5	30.5	30.5	20/11/2023 15:15	16.334	6.639	31.12	Good condition.
MW107I	MW107_I	22.86	21.8	24.8	25.5	20/11/2023 15:08	16.217	6.643	25.89	Good condition.
MW108		21.316	25	28	28	20/11/2023 14:02	14.69	6.626	28.5	Good condition.
MW109		6.205	10	13	13	20/11/2023 10:41	1.376	4.829	13.5	Good condition.
MW110		7.644	12	15	14	20/11/2023 11:43	2.018	5.626	14.61	Good condition.
MW111		9.422	16	19	17.5	22/11/2023 08:48	4.045	5.377	17.3	Good condition.
MW112		6.791	12	15	14	22/11/2023 09:08	2.112	4.679	15.48	Good condition.
MW113		9.443	16	19	17	22/11/2023 10:05	4.935	4.508	19.68	Good condition.
MW114		9.698	16	19	17	22/11/2023 10:52	6.031	3.667	19.47	Good condition.
MW143		6.631	2	5	2	23/11/2023 15:02	3.383	3.248	5.01	Good condition. Gatic box full of water, above TOC. Water drained prior to removing J-cap.
MW144		5.3	3	6	4	24/11/2023 8:20	1.567	3.733	6.04	Good condition. Gatic box full of water, above TOC. Water drained prior to removing J-cap.

Notes

mbTOC	meters below Top of Casing
mAHD	meters Australian Height Datum
n/a	Not applicable
-	Not measured

Table T2 - Groundwater Quality Parameters and Observations

			Water Quality Parameters					
			Dissolved Oxygen	Temperature	Electrical Conductivity	pH	Redox Potential Er	Redox Potential Eh (Corrected)
Location Code	**Sampled Date Time**	**Sample Comment**	mg/L	°C	µS/cm	pH_Units	mV	mV
MW001	22/11/2023 10:44	Light brown, low turbidity, no odour, no sheen.	0.10	23.8	1179.0	6.45	110.5	316.3
MW002	22/11/2023 10:04	Light brown, low turbidity, no odour, no sheen.	0.12	20.0	2993.0	6.86	77.2	283.0
MW004	22/11/2023 09:16	Light brown, low turbidity, no odour, no sheen.	0.04	18.4	2805.0	6.33	18.3	224.1
MW005	22/11/2023 08:44	Light brown, low turbidity, no odour, no sheen.	0.54	18.3	3012.0	6.66	162.7	368.5
MW007	21/11/2023 09:13	Light grey, no turbidity, sulfurous odour, no sheen.	0.00	20.1	4692.0	6.89	7.9	213.7
MW008	21/11/2023 08:16	Light grey, no turbidity, no odour, no sheen.	0.00	20.1	3048.0	6.45	-111.0	94.8
MW009	21/11/2023 08:23	Light yellow, no turbidity, no odour, no sheen.	0.00	20.3	6765.0	6.10	253.2	459.0
MW010	21/11/2023 08:30	Clear, low turbidity, no odour, no sheen.	0.00	20.5	1329.0	6.58	261.9	467.7
MW012	22/11/2023 12:50	Clear, no turbidity, no odour, no sheen.	0.69	21.4	3937.0	6.43	74.5	280.3
MW013	22/11/2023 13:55	Light brown, no turbidity, no odour, no sheen.	1.27	22.6	1098.0	6.26	83.8	289.6
MW014	22/11/2023 14:48	Light yellow, low turbidity, no odour, no sheen.	0.63	20.4	524.0	7.20	73.7	279.5
MW015	22/11/2023 15:11	Light grey, low turbidity, no odour, no sheen.	0.03	18.5	608.0	7.00	101.1	306.9
MW016	22/11/2023 08:11	Clear, low turbidity, no odour, no sheen.	0.04	17.8	2276.0	7.51	164.9	370.7
MW017	22/11/2023 14:19	Light yellow, low turbidity, no odour, no sheen.	0.09	19.9	4087.0	7.22	96.0	301.8
MW020	20/11/2023 11:56	Light brown, medium turbidity, no odour, no sheen.	0.65	21.3	2523.0	6.84	-9.5	196.3
MW021	20/11/2023 12:14	Light grey, low turbidity, no odour, no sheen.	0.64	22.5	961.0	6.91	34.3	240.1
MW022	23/11/2023 13:36	Light yellow, low turbidity, no odour, no sheen.	0.76	21.7	3580.0	6.98	-99.1	106.7
MW023	20/11/2023 11:23	Light brown, low turbidity, no odour, no sheen.	3.46	19.8	921.0	7.35	118.8	324.6
MW024	21/11/2023 10:15	Light brown, low turbidity, no odour, no sheen.	0.00	22.2	4266.0	6.45	-15.0	190.8
MW025	23/11/2023 12:02	Clear, no turbidity, no odour, no sheen.	4.83	22.5	223.1	7.48	6.1	211.9
MW026	23/11/2023 10:07	Light yellow, no turbidity, no odour, no sheen.	0.71	21.3	720.0	6.80	57.9	263.7
MW027	n/a	Not sampled, unable to locate.	n/a	n/a	n/a	n/a	n/a	n/a
MW028	21/11/2023 10:03	Light grey, low turbidity, no odour, no sheen.	2.30	20.6	1786.0	7.67	-101.6	104.2
MW030	20/11/2023 14:15	Light grey, no turbidity, no odour, no sheen.	0.00	22.0	1368.0	6.49	-21.0	184.8
MW032	21/11/2023 11:23	Light brown, low turbidity, no odour, no sheen.	0.00	22.7	1528.0	7.02	-2.2	203.6
MW033	21/11/2023 11:15	Light yellow, low turbidity, no odour, no sheen.	0.00	22.2	1949.0	7.12	-23.6	182.2
MW034	21/11/2023 11:30	Light yellow, low turbidity, no odour, no sheen.	0.00	22.1	1431.0	7.20	-95.2	110.6
MW036	20/11/2023 12:45	Light grey, low turbidity, no odour, no sheen.	0.17	24.0	1553.0	6.72	82.2	288.0
MW040	21/11/2023 08:08	Light brown, low turbidity, no odour, no sheen.	2.21	20.2	1260.0	6.88	103.6	309.4
MW041	21/11/2023 08:41	Light brown, low turbidity, no odour, no sheen.	0.76	20.6	3042.0	6.08	-33.1	172.7
MW042	21/11/2023 14:10	Light brown, no turbidity, no odour, no sheen.	0.00	22.7	2276.0	6.28	8.9	214.7
MW043	21/11/2023 09:02	Light brown, low turbidity, no odour, no sheen.	0.00	20.2	275.7	6.48	138.7	344.5
MW045	23/11/2023 11:38	Light grey, low turbidity, no odour, no sheen.	0.56	22.3	1575.0	6.59	29.2	235.0
MW046	23/11/2023 11:49	Light grey, no turbidity, no odour, no sheen.	0.67	22.4	1256.0	6.65	-19.3	186.5
MW047	21/11/2023 14:21	Light yellow, low turbidity, no odour, no sheen.	1.18	21.3	4317.0	6.97	6.4	212.2
MW048	21/11/2023 09:22	Clear, no turbidity, no odour, no sheen.	2.26	20.4	1143.0	6.95	47.9	253.7
MW050	21/11/2023 09:52	Light brown, low turbidity, no odour, no sheen.	0.00	20.9	445.3	7.16	-145.5	60.3
MW051	21/11/2023 09:45	Brown, medium turbidity, no odour, no sheen.	0.00	19.3	1097.0	7.05	-140.4	65.4
MW052	21/11/2023 09:39	Light grey, no turbidity, no odour, no sheen.	2.23	20.5	2761.0	7.34	-158.2	47.6
MW053	20/11/2023 14:25	Light yellow, low turbidity, no odour, no sheen.	1.56	23.4	24.5	7.41	-92.3	113.5
MW054	n/a	Not sampled, location dry.	n/a	n/a	n/a	n/a	n/a	n/a
MW056	20/11/2023 14:40	Light brown, low turbidity, no odour, no sheen.	2.22	22.0	3212.0	6.16	59.5	265.3
MW057	20/11/2023 15:58	Light brown, low turbidity, no odour, no sheen.	2.88	22.4	1296.0	6.86	-0.8	205.0
MW058	20/11/2023 15:51	Light grey, low turbidity, no odour, no sheen.	1.39	21.9	3727.0	6.33	63.4	269.2
MW059	21/11/2023 13:45	Brown, low turbidity, no odour, no sheen.	0.00	23.5	5021.0	6.07	54.5	260.3
MW060	23/11/2023 08:13	Light yellow, no turbidity, no odour, no sheen.	0.04	19.8	3455.0	6.09	-10.4	195.4
MW061	23/11/2023 08:09	Clear, low turbidity, no odour, no sheen.	0.02	20.8	914.0	6.39	-59.0	146.8
MW062	23/11/2023 09:01	Light brown, low turbidity, no odour, no sheen.	0.54	21.0	3056.0	6.86	-9.3	196.5
MW063	23/11/2023 08:42	Light brown, low turbidity, no odour, no sheen.	0.00	22.3	778.0	6.21	-58.5	147.3
MW064	23/11/2023 11:20	Light grey, low turbidity, no odour, no sheen.	0.23	21.3	1162.0	6.60	-42.7	163.1

Table T2 - Groundwater Quality Parameters and Observations

			Water Quality Parameters					
			Dissolved Oxygen	Temperature	Electrical Conductivity	pH	Redox Potential Er	Redox Potential Eh (Corrected)
Location Code	**Sampled Date Time**	**Sample Comment**	mg/L	°C	µS/cm	pH_Units	mV	mV
MW065	23/11/2023 10:31	Light brown, no turbidity, no odour, no sheen.	1.44	22.5	875.0	6.43	65.1	270.9
MW066	23/11/2023 11:04	Brown, no turbidity, no odour, no sheen.	0.09	22.4	848.0	6.50	-87.2	118.6
MW067	23/11/2023 09:37	Light brown, no turbidity, no odour, no sheen.	0.30	21.2	6198.0	6.72	21.1	226.9
MW068	23/11/2023 08:30	Light brown, no turbidity, no odour, no sheen.	0.04	21.0	1114.0	6.15	-12.8	193.0
MW069	23/11/2023 09:49	Light brown, low turbidity, no odour, no sheen.	0.01	21.5	568.0	6.94	-10.8	195.0
MW070	23/11/2023 09:22	Light brown, no turbidity, no odour, no sheen.	4.65	20.5	94.9	6.11	91.1	296.9
MW071	23/11/2023 09:16	Light grey, no turbidity, sulfurous odour, no sheen.	4.01	21.1	421.9	6.92	8.7	214.5
MW072	21/11/2023 11:45	Light brown, low turbidity, no odour, no sheen.	0.00	22.4	378.4	6.20	-23.1	182.7
MW073	21/11/2023 11:35	Light brown, low turbidity, no odour, no sheen.	0.56	21.7	807.0	6.74	-24.1	181.7
MW074	21/11/2023 11:38	Light brown, low turbidity, no odour, no sheen.	0.00	21.5	1220.0	6.71	-15.3	190.5
MW075	24/11/2023 14:03	Light brown, low turbidity, no odour, no sheen.	0.32	21.0	454.9	6.06	47.7	253.5
MW076	24/11/2023 13:25	Light grey, low turbidity, no odour, no sheen.	0.89	21.3	418.3	5.80	60.1	265.9
MW077	24/11/2023 13:41	Light yellow, no turbidity, organic odour, no sheen.	0.05	22.7	926.0	5.94	15.0	220.8
MW078	24/11/2023 14:21	Light brown, no turbidity, no odour, no sheen.	0.98	22.1	1805.0	6.32	-152.8	53.0
MW079	24/11/2023 10:30	Light brown, low turbidity, no odour, no sheen.	0.02	20.5	1486.0	5.99	32.4	238.2
MW080	24/11/2023 09:51	Light grey, low turbidity, no odour, no sheen.	0.48	20.8	909.0	6.06	137.5	343.3
MW081	24/11/2023 10:55	Light yellow, low turbidity, no odour, no sheen.	2.76	21.0	1047.0	6.85	35.8	241.6
MW082	n/a	Not sampled, unable to locate.	n/a	n/a	n/a	n/a	n/a	n/a
MW086	n/a	Not sampled, unable to locate.	n/a	n/a	n/a	n/a	n/a	n/a
MW091	24/11/2023 12:04	Light grey, low turbidity, no odour, no sheen.	0.11	21.8	259.4	5.83	97.0	302.8
MW092	27/11/2023 09:22	Light brown, low turbidity, no odour, no sheen.	0.83	20.5	1610.0	6.04	-47.0	158.8
MW106	24/11/2023 10:05	Light grey, low turbidity, no odour, no sheen.	0.03	20.7	741.0	5.94	4.6	210.4
MW107D	20/11/2023 15:18	Light yellow, no turbidity, organic odour, no sheen.	0.00	22.2	2086.0	6.01	40.0	245.8
MW107I	20/11/2023 15:10	Light brown, no turbidity, no odour, no sheen.	0.00	21.8	556.0	6.17	97.2	303.0
MW108	20/11/2023 14:03	Light brown, low turbidity, no odour, no sheen.	0.00	22.6	2297.0	6.20	59.9	265.7
MW109	20/11/2023 10:41	Light grey, low turbidity, no odour, no sheen.	1.98	19.5	3722.0	6.46	86.7	292.5
MW110	20/11/2023 11:45	Light yellow, low turbidity, no odour, no sheen.	1.10	21.0	1789.0	6.60	-121.1	84.7
MW111	22/11/2023 08:49	Light yellow, low turbidity, no odour, no sheen.	0.23	18.1	4294.0	6.55	333.0	538.8
MW112	22/11/2023 09:08	Brown, medium turbidity, no odour, no sheen.	0.12	18.2	3016.0	6.26	45.6	251.4
MW113	22/11/2023 10:06	Ligh yellow, low turbidity, no odour, no sheen.	3.01	19.7	3410.0	7.22	64.8	270.6
MW114	22/11/2023 10:53	Light grey, low turbidity, no odour, no sheen.	0.02	21.3	1515.0	6.60	-57.8	148.0
MW143	23/11/2023 15:04	Light yellow, low turbidity, no odour, no sheen.	0.63	19.8	574.0	6.67	20.2	226.0
MW144	24/11/2023 8:30	Light yellow, low turbidity, no odour, no sheen.	0.03	18.9	679.0	6.76	56.8	262.6

Notes

mV	milliVolts
mg/L	milligrams per Litre
°C	degrees Celsius
µS/cm	microSiemens per centimetre
n/a	Not applicable

Corrected field Redox measurement Eh = Er + 205.8

Table T3 - Surface Water Quality Parameters and Observations

						Water Quality Parameters					
						Dissolved Oxygen	Temperature	Electrical Conductivity	pH	Redox Potential Er	Redox Potential Eh (Corrected)
Location Code	**Sampled Date Time**	**Location Comments**	**Sample Depth From (m)**	**Sample Depth To (m)**	**Sample Comment**	mg/L	°C	µS/cm	pH_Units	mV	mV
SW001	n/a	Drainage channel. Location dry.	n/a	n/a	n/a	n/a	n/a	n/a	n/a	n/a	n/a
SW002	20/11/2023 10:11	Creek. Waterbody 1 m wide, 0.1 m deep. Water flow not observed.	0.01	0.05	Light grey, low turbidity, no odour, no sheen.	2.60	21.1	781.0	5.11	170.8	376.6
SW003	20/11/2023 10:32	Creek. Waterbody 1 m wide, 0.1 m deep. Water flow not observed.	0.05	0.10	Black, high turbidity, no odour, biosheen.	0.00	21.2	283.0	5.63	111.3	317.1
SW005	22/11/2023 09:45	Creek. Waterbody 4 m wide, 0.5 m deep. Water flow not observed.	0.20	0.25	Light yellow, medium turbidity, no odour, no sheen.	0.83	21.0	1456.0	7.46	33.3	239.1
SW007	22/11/2023 10:15	Creek. Waterbody 7 m wide, 0.5 m deep. Water flow not observed.	0.20	0.25	Light brown, low turbidity, no odour, biosheen.	0.56	21.6	1242.0	7.42	61.7	267.5
SW008	22/11/2023 11:12	Creek. Waterbody 20 m wide, 1 m deep. Water flow observed.	0.50	0.50	Light brown, low turbidity, organic odour, biosheen.	1.90	26.1	706.0	7.15	14.9	220.7
SW009	22/11/2023 11:43	Culvert running into creek. Waterbody 10 m wide, 0.4 m deep. Water flow not observed.	0.20	0.20	Light brown, low turbidity, no odour, biosheen.	1.51	26.3	1262.0	7.02	31.0	236.8
SW011	22/11/2023 13:06	Pond. Waterbody 20 m wide, 0.5 m deep. Water flow not observed.	0.20	0.25	Light grey, low turbidity, no odour, no sheen.	8.70	27.5	347.3	7.37	43.0	248.8
SW013	22/11/2023 14:07	Pond. Waterbody 20 m wide, 0.4 m deep. Water flow not observed.	0.15	0.20	Light brown, medium turbidity, organic odour, no sheen.	10.20	28.6	205.4	7.34	127.9	333.7
SW014	22/11/2023 08:28	Culvert. Waterbody 1 m wide, 0.1 m deep. Water flow not observed.	0.05	0.05	Brown, medium turbidity, no odour, biosheen.	1.02	18.8	260.6	6.42	-80.9	124.9
SW015	24/11/2023 8:35	Creek. Waterbody 3 m wide, 0.4 m deep. Water flow not observed.	0.15	0.20	Clear, low turbidity, organic odour, no sheen.	3.23	21.0	1462.0	7.03	-75.2	130.6
SW016	23/11/2023 14:53	Creek. Waterbody 3 m wide, 0.3 m deep. Water flow not observed.	0.10	0.20	Light brown, low turbidity, organic odour, biosheen.	2.32	24.3	1361.0	7.23	-66.0	139.8
SW018	27/11/2023 10:19	Creek. Waterbody 10 m wide, 0.5 m deep. Water flow observed.	0.20	0.30	Light brown, medium turbidity, no odour, no sheen.	7.22	29.5	393.4	7.45	56.7	262.5
SW019	27/11/2023 09:14	Creek. Waterbody 3 m wide, 0.5 m deep. Water flow not observed.	0.20	0.30	Green, low turbidity, no odour, no sheen.	2.73	23.1	5363.0	6.79	54.6	260.4
SW020	27/11/2023 10:46	Creek. Waterbody 20 m wide, 0.5 m deep. Water flow observed.	0.20	0.30	Light yellow, low turbidity, no odour, biosheen.	4.65	27.7	2300.0	7.56	64.1	269.9
SW022	24/11/2023 10:52	Creek. Waterbody 3 m wide, 0.5 m deep. Water flow not observed.	0.20	0.25	Light brown, low turbidity, no odour, no sheen.	1.23	22.6	569.0	6.99	15.1	220.9
SW023	24/11/2023 11:51	Creek. Waterbody 2 m wide, 0.4 m deep. Water flow observed.	0.20	0.20	Light yellow, low turbidity, no odour, no sheen.	1.05	24.2	845.0	6.92	52.3	258.1
SW024	27/11/2023 08:23	River. Waterbody 30 m wide, >1 m deep. Water flow observed.	0.20	0.30	Light yellow, low turbidity, no odour, no sheen.	2.07	23.6	141.4	8.31	-4.8	201.0
SW030	27/11/2023 09:44	River. Waterbody 50 m wide, > 1 m deep. Water flow observed.	0.40	0.50	Light brown, low turbidity, no odour, no sheen.	5.16	26.1	404.7	7.27	-16.9	188.9
SW035	27/11/2023 08:44	River. Waterbody 20 m wide, >1 m deep. Water flow observed.	0.40	0.50	Light brown, low turbidity, no odour, no sheen.	5.67	24.1	369.8	8.15	54.5	260.3
SW037	20/11/2023 11:06	Sewage treatment pond. Waterbody 30 m wide, 0.2 m deep. Water flow not observed.	0.05	0.1	Brown, low turbidity, no odour, no sheen.	3.00	24.1	834.0	7.51	137.3	343.1
SW081	n/a	Drainage discharge pipe from Baker's Lagoon to Hawkesbury River. Location dry.	n/a	n/a	n/a	n/a	n/a	n/a	n/a	n/a	n/a
SW085	n/a	Location was observed to be dry and not be representative of Bakers Lagoon water body. Not sampled.	n/a	n/a	n/a	n/a	n/a	n/a	n/a	n/a	n/a

Notes

mV	milliVolts
mg/L	milligrams per Litre
°C	degrees Celsius
µS/cm	microSiemens per centimetre
Corrected field Redox measurement Eh = Er + 205.8	
n/a	Not applicable

Table T4 - Sediment Observations

Location Code	Alternative Name	Sampled Date Time	Sample Depth From (m)	Sample Depth To (m)	Sample Comment
SD001		20/11/2023 14:56	0.05	0.10	CLAY: brown, medium plasticity, with organic content (roots and grass). No odour, no staining.
SD002		20/11/2023 10:14	0.05	0.1	Gravelly SILT: brown, medium plasticity, with organic content (roots). No odour, no staining.
SD003		20/11/2023 10:33	0.05	0.10	Silty CLAY: brown, high plasticity, with organic content. No odour, no staining.
SD005		22/11/2023 09:40	0	0.1	Silty CLAY: dark brown, low plasticity, saturated, with high organic content (roots, leaves). No odour, no staining.
SD007		22/11/2023 10:25	0	0.1	Clayey SILT: dark brown, medium plasticity, moist, with trace organic content. Organic odour, no staining.
SD008		22/11/2023 11:10	0.0	0.1	SILT: black, low plasticity, saturated, with high organic content (roots). No odour, no staining.
SD009		22/11/2023 11:41	0	0.1	SILT: dark brown, low plasticity, saturated, with high organic content (roots). No odour, no staining.
SD011		22/11/2023 13:08	0.1	0.2	SILT: brown, low plasticity, saturated, with organic content (roots). No odour, no staining.
SD013		22/11/2023 14:08	0.1	0.2	Silty CLAY: grey, low plasticity, trace subangular to subrounded fine gravels, with organic content (roots). Organic odour, no staining.
SD014		22/11/2023 08:27	0.0	0.1	Silty CLAY: brown, low plasticity, with organic content. No odour, no staining.
SD015		24/11/2023 8:45	0.1	0.2	Gravelly SAND: grey, fine to medium grained, well graded, saturated, trace subangular to subrounded fine gravels, with organic content (roots). No odour, no staining.
SD016	PW004	23/11/2023 14:55	0	0.1	SILT: dark grey, low plasticity, saturated, with organic content (leaves). No odour, no staining.
SD018		27/11/2023 10:19	0.1	0.1	CLAY: brown, medium plasticity, saturated, with organic content (leaves). No odour, no staining.
SD019		27/11/2023 09:16	0.1	0.2	Silty CLAY: dark brown, low plasticity, saturated, with organic content (roots). No odour, no staining.
SD020		27/11/2023 10:48	0.1	0.2	CLAY: brown, low plasticity, moist, with organic content (roots). No odour, no staining.
SD022		24/11/2023 10:49	0.1	0.2	CLAY: brown, medium plasticity, stiff, with organic content (roots). Organic odour, no staining.
SD023	PW001	24/11/2023 11:45	0.1	0.2	SILT: brown, low plasticity, saturated, with organic content (roots). No odour, no staining.
SD024		27/11/2023 08:15	0.1	0.2	SAND: brown, fine to medium grained, poorly graded. No odour, no staining.
SD030	PW003	27/11/2023 09:46	0.1	0.2	SAND: light brown, fine to medium grained, poorly graded, saturated. No odour, no staining.
SD035		27/11/2023 08:45	0.1	0.2	CLAY: brown, medium plasticity, saturated, with organic content (roots and leaves). No odour, no staining.
SD081		23/11/2023 14:29	0.1	0.2	SILT: brown, low plasticity, dry. No odour, no staining.
SD085		n/a	n/a	n/a	Location was observed to not be representative of Bakers Lagoon. Not sampled.

Notes

n/a Not applicable

Table T5 - Groundwater Analytical Results

					PFAS					PFAS - Perfluoroalkyl Sulfonic Acids				PFAS - Perfluoroalkyl Carboxylic Acids										PFAS - (n:2) Fluorotelomer Sulfonic Acids				PFAS - Perfluoroalkyl Sulfonamides						
					Perfluorooctanoic acid (PFOA)	Perfluorooctane sulfonic acid (PFOS)	Perfluorohexane sulfonic acid (PFHxS)	Sum of PFHxS and PFOS	Sum of PFAS	Perfluorobutane sulfonic acid (PFBS)	Perfluoropentane sulfonic acid (PFPeS)	Perfluoroheptane sulfonic acid (PFHpS)	Perfluorodecane sulfonic acid (PFDS)	Perfluorobutanoic acid (PFBA)	Perfluoropentanoic acid (PFPeA)	Perfluorohexanoic acid (PFHxA)	Perfluoroheptanoic acid (PFHpA)	Perfluorononanoic acid (PFNA)	Perfluorodecanoic acid (PFDA)	Perfluoroundecanoic acid (PFUnDA)	Perfluorododecanoic acid (PFDoDA)	Perfluorotridecanoic acid (PFTrDA)	Perfluorotetradecanoic acid (PFTeDA)	4:2 Fluorotelomer sulfonic acid (4:2 FTS)	6:2 Fluorotelomer sulfonic acid (6:2 FTS)	8:2 Fluorotelomer sulfonic acid (8:2 FTS)	10:2 Fluorotelomer sulfonic acid (10:2 FTS)	Perfluorooctane sulfonamide (FOSA)	N-Methyl perfluorooctane sulfonamide (MeFOSA)	N-Methyl perfluorooctane sulfonamidoacetic acid (MeFOSAA)	N-methyl perfluorooctane sulfonamidoethanol (MeFOSE)	N-Ethyl perfluorooctane sulfonamide (EtFOSA)	N-Ethyl perfluorooctane sulfonamidoacetic acid (EtFOSAA)	N-Ethyl perfluorooctane sulfonamidoethanol (EtFOSE)
					µg/L	µg/L	µg/L	µg/L	µg/L	µg/L	µg/L	µg/L	µg/L	µg/L	µg/L	µg/L	µg/L	µg/L	µg/L	µg/L	µg/L	µg/L	µg/L	µg/L	µg/L	µg/L	µg/L	µg/L	µg/L	µg/L	µg/L	µg/L	µg/L	µg/L
LOR					0.001	0.001	0.001	0.001	0.001	0.001	0.001	0.001	0.002	0.002	0.002	0.001	0.001	0.001	0.002	0.002	0.005	0.01	0.02	0.001	0.001	0.002	0.002	0.01	0.02	0.002	0.05	0.02	0.002	0.05
PFAS NEMP 2020 Drinking Water					**0.56**			**0.07**																										
PFAS NEMP 2020 Freshwater 99%					*19*	*0.00023*																												
Location Code	**Date**	**Field ID**	**Sample Type**	**Lab Report #**																														
MW001	22 Nov 2023	0902_MW001_231122	Normal	ES2341217	<0.01	<0.01	0.1	**0.1**	0.14	0.02	0.02	<0.02	<0.02	<0.1	<0.02	<0.02	<0.02	<0.02	<0.02	<0.02	<0.02	<0.02	<0.05	<0.05	<0.05	<0.05	<0.05	<0.02	<0.05	<0.02	<0.05	<0.05	<0.02	<0.05
MW002	22 Nov 2023	0902_MW002_231122	Normal	ES2341217	<0.01	<0.01	<0.01	<0.01	<0.01	<0.02	<0.02	<0.02	<0.02	<0.1	<0.02	<0.02	<0.02	<0.02	<0.02	<0.02	<0.02	<0.02	<0.05	<0.05	<0.05	<0.05	<0.05	<0.02	<0.05	<0.02	<0.05	<0.05	<0.02	<0.05
MW004	22 Nov 2023	0902_MW004_231122	Normal	ES2341217	<0.01	<0.01	<0.01	<0.01	<0.01	<0.02	<0.02	<0.02	<0.02	<0.1	<0.02	<0.02	<0.02	<0.02	<0.02	<0.02	<0.02	<0.02	<0.05	<0.05	<0.05	<0.05	<0.05	<0.02	<0.05	<0.02	<0.05	<0.05	<0.02	<0.05
MW005	22 Nov 2023	0902_MW005_231122	Normal	ES2341217	<0.01	*0.04*	0.02	0.06	0.06	<0.02	<0.02	<0.02	<0.02	<0.1	<0.02	<0.02	<0.02	<0.02	<0.02	<0.02	<0.02	<0.02	<0.05	<0.05	<0.05	<0.05	<0.05	<0.02	<0.05	<0.02	<0.05	<0.05	<0.02	<0.05
MW007	21 Nov 2023	0902_MW007_231121	Normal	ES2341217	<0.01	*0.04*	0.23	**0.27**	0.37	0.04	0.04	<0.02	<0.02	<0.1	<0.02	0.02	<0.02	<0.02	<0.02	<0.02	<0.02	<0.02	<0.05	<0.05	<0.05	<0.05	<0.05	<0.02	<0.05	<0.02	<0.05	<0.05	<0.02	<0.05
MW008	21 Nov 2023	0902_MW008_231121	Normal	ES2341217	<0.01	*0.03*	0.15	**0.18**	0.32	0.05	0.05	<0.02	<0.02	<0.1	<0.02	0.04	<0.02	<0.02	<0.02	<0.02	<0.02	<0.02	<0.05	<0.05	<0.05	<0.05	<0.05	<0.02	<0.05	<0.02	<0.05	<0.05	<0.02	<0.05
MW009	21 Nov 2023	0902_MW009_231121	Normal	ES2341217	<0.01	*0.05*	0.01	0.06	0.06	<0.02	<0.02	<0.02	<0.02	<0.1	<0.02	<0.02	<0.02	<0.02	<0.02	<0.02	<0.02	<0.02	<0.05	<0.05	<0.05	<0.05	<0.05	<0.02	<0.05	<0.02	<0.05	<0.05	<0.02	<0.05
MW010	21 Nov 2023	0902_MW010_231121	Normal	ES2341217	0.05	*0.82*	0.89	**1.71**	2.29	0.1	0.12	0.04	<0.02	<0.1	0.04	0.21	0.02	<0.02	<0.02	<0.02	<0.02	<0.02	<0.05	<0.05	<0.05	<0.05	<0.05	<0.02	<0.05	<0.02	<0.05	<0.05	<0.02	<0.05
MW012	22 Nov 2023	0902_MW012_231122	Normal	ES2341217	0.02	*0.16*	1.42	**1.58**	2.41	0.28	0.3	<0.02	<0.02	<0.1	0.04	0.17	0.02	<0.02	<0.02	<0.02	<0.02	<0.02	<0.05	<0.05	<0.05	<0.05	<0.05	<0.02	<0.05	<0.02	<0.05	<0.05	<0.02	<0.05
MW013	22 Nov 2023	0902_MW013_231122	Normal	ES2341217	0.02	*0.09*	1.94	**2.03**	3.02	0.32	0.36	0.02	<0.02	<0.1	0.05	0.22	<0.02	<0.02	<0.02	<0.02	<0.02	<0.02	<0.05	<0.05	<0.05	<0.05	<0.05	<0.02	<0.05	<0.02	<0.05	<0.05	<0.02	<0.05
MW014	22 Nov 2023	0902_MW014_231122	Normal	ES2341217	0.02	*0.12*	1.41	**1.53**	2.56	0.3	0.32	0.02	<0.02	<0.1	0.06	0.28	0.03	<0.02	<0.02	<0.02	<0.02	<0.02	<0.05	<0.05	<0.05	<0.05	<0.05	<0.02	<0.05	<0.02	<0.05	<0.05	<0.02	<0.05
MW015	22 Nov 2023	0902_MW015_231122	Normal	ES2341217	0.13	*3.23*	3.26	**6.49**	8.25	0.41	0.52	0.15	<0.02	<0.1	0.09	0.4	0.06	<0.02	<0.02	<0.02	<0.02	<0.02	<0.05	<0.05	<0.05	<0.05	<0.05	<0.02	<0.05	<0.02	<0.05	<0.05	<0.02	<0.05
MW016	22 Nov 2023	0902_MW016_231122	Normal	ES2341217	<0.01	*0.02*	<0.01	0.02	0.02	<0.02	<0.02	<0.02	<0.02	<0.1	<0.02	<0.02	<0.02	<0.02	<0.02	<0.02	<0.02	<0.02	<0.05	<0.05	<0.05	<0.05	<0.05	<0.02	<0.05	<0.02	<0.05	<0.05	<0.02	<0.05
MW016	22 Nov 2023	0902_QC102_231122	Field_D	ES2341217	<0.01	<0.01	<0.01	<0.01	<0.01	<0.02	<0.02	<0.02	<0.02	<0.1	<0.02	<0.02	<0.02	<0.02	<0.02	<0.02	<0.02	<0.02	<0.05	<0.05	<0.05	<0.05	<0.05	<0.02	<0.05	<0.02	<0.05	<0.05	<0.02	<0.05
MW016	22 Nov 2023	0902_QC202_231122	Interlab_D	338730	<0.01	*0.01*	<0.01	0.01	0.01	<0.01	<0.01	<0.01	<0.02	<0.02	<0.02	<0.01	<0.01	<0.01	<0.02	<0.02	<0.05	<0.1	<0.5	<0.01	<0.01	<0.02	<0.02	<0.1	<0.05	<0.02	<0.05	<0.1	<0.02	<0.5
MW017	22 Nov 2023	0902_MW017_231122	Normal	ES2341217	0.02	*0.64*	1.98	**2.62**	3.24	0.26	0.3	0.04	<0.02	<0.1	<0.02	<0.02	<0.02	<0.02	<0.02	<0.02	<0.02	<0.02	<0.05	<0.05	<0.05	<0.05	<0.05	<0.02	<0.05	<0.02	<0.05	<0.05	<0.02	<0.05
MW020	20 Nov 2023	0902_MW020_231120	Normal	ES2341217	<0.01	*0.04*	1.67	**1.71**	2.41	0.3	0.38	<0.02	<0.02	<0.1	<0.02	0.02	<0.02	<0.02	<0.02	<0.02	<0.02	<0.02	<0.05	<0.05	<0.05	<0.05	<0.05	<0.02	<0.05	<0.02	<0.05	<0.05	<0.02	<0.05
MW021	20 Nov 2023	0902_MW021_231120	Normal	ES2341217	0.28	*3.04*	2.54	**5.58**	6.78	0.1	0.16	0.08	<0.02	0.1	0.1	0.29	0.09	<0.02	<0.02	<0.02	<0.02	<0.02	<0.05	<0.05	<0.05	<0.05	<0.05	<0.02	<0.05	<0.02	<0.05	<0.05	<0.02	<0.05
MW021	20 Nov 2023	0902_QC100_231120	Field_D	ES2341217	0.25	*2.99*	2.25	**5.24**	6.4	0.09	0.1	0.08	<0.02	0.1	0.1	0.34	0.08	0.02	<0.02	<0.02	<0.02	<0.02	<0.05	<0.05	<0.05	<0.05	<0.05	<0.02	<0.05	<0.02	<0.05	<0.05	<0.02	<0.05
MW021	20 Nov 2023	0902_QC200_231120	Interlab_D	338730	0.32	*3.5*	2.7	**6.2**	7.7	0.12	0.16	0.08	<0.02	0.2	0.1	0.36	0.1	0.03	<0.02	<0.02	<0.05	<0.1	<0.5	<0.01	<0.01	<0.02	<0.02	<0.1	<0.05	<0.02	<0.05	<0.1	<0.02	<0.5
MW022	23 Nov 2023	0902_MW022_231123	Normal	ES2341217	0.09	*1.9*	2.72	**4.62**	6.09	0.34	0.43	0.08	<0.02	<0.1	0.09	0.36	0.08	<0.02	<0.02	<0.02	<0.02	<0.02	<0.05	<0.05	<0.05	<0.05	<0.05	<0.02	<0.05	<0.02	<0.05	<0.05	<0.02	<0.05
MW023	20 Nov 2023	0902_MW023_231120	Normal	ES2341217	<0.01	*0.03*	0.07	**0.1**	0.15	0.03	0.02	<0.02	<0.02	<0.1	<0.02	<0.02	<0.02	<0.02	<0.02	<0.02	<0.02	<0.02	<0.05	<0.05	<0.05	<0.05	<0.05	<0.02	<0.05	<0.02	<0.05	<0.05	<0.02	<0.05
MW024	21 Nov 2023	0902_MW024_231121	Normal	ES2341217	<0.01	*0.04*	1.07	**1.11**	2.34	0.46	0.46	<0.02	<0.02	<0.1	0.05	0.26	<0.02	<0.02	<0.02	<0.02	<0.02	<0.02	<0.05	<0.05	<0.05	<0.05	<0.05	<0.02	<0.05	<0.02	<0.05	<0.05	<0.02	<0.05
MW025	23 Nov 2023	0902_MW025_231123	Normal	ES2341217	<0.01	*0.1*	0.04	**0.14**	0.2	<0.02	<0.02	<0.02	<0.02	<0.1	0.03	0.03	<0.02	<0.02	<0.02	<0.02	<0.02	<0.02	<0.05	<0.05	<0.05	<0.05	<0.05	<0.02	<0.05	<0.02	<0.05	<0.05	<0.02	<0.05
MW026	23 Nov 2023	0902_MW026_231123	Normal	ES2341217	0.15	*0.57*	3.43	**4**	5.75	0.39	0.56	0.12	<0.02	<0.1	0.08	0.38	0.07	<0.02	<0.02	<0.02	<0.02	<0.02	<0.05	<0.05	<0.05	<0.05	<0.05	<0.02	<0.05	<0.02	<0.05	<0.05	<0.02	<0.05
MW028	21 Nov 2023	0902_MW028_231121	Normal	ES2341217	0.32	*0.04*	12.8	**12.8**	25	2.3	3.7	0.04	<0.02	0.5	0.87	3.74	0.69	<0.02	<0.02	<0.02	<0.02	<0.02	<0.05	<0.05	<0.05	<0.05	<0.05	<0.02	<0.05	<0.02	<0.05	<0.05	<0.02	<0.05
MW030	20 Nov 2023	0902_MW030_231120	Normal	ES2341217	0.04	*0.36*	0.52	**0.88**	1.17	0.09	0.09	<0.02	<0.02	<0.1	<0.02	0.07	<0.02	<0.02	<0.02	<0.02	<0.02	<0.02	<0.05	<0.05	<0.05	<0.05	<0.05	<0.02	<0.05	<0.02	<0.05	<0.05	<0.02	<0.05
MW032	21 Nov 2023	0902_MW032_231121	Normal	ES2341217	0.35	*2.92*	8.82	**11.7**	19.5	1.61	2.17	0.34	<0.02	0.8	0.37	1.96	0.2	<0.02	<0.02	<0.02	<0.02	<0.02	<0.05	<0.05	<0.05	<0.05	<0.05	<0.02	<0.05	<0.02	<0.05	<0.05	<0.02	<0.05
MW033	21 Nov 2023	0902_MW033_231121	Normal	ES2341217	0.04	*0.08*	2.01	**2.09**	2.98	0.2	0.26	<0.02	<0.02	<0.1	0.09	0.26	0.04	<0.02	<0.02	<0.02	<0.02	<0.02	<0.05	<0.05	<0.05	<0.05	<0.05	<0.02	<0.05	<0.02	<0.05	<0.05	<0.02	<0.05
MW034	21 Nov 2023	0902_MW034_231121	Normal	ES2341217	0.02	*0.14*	0.38	**0.52**	0.79	0.08	0.07	<0.02	<0.02	<0.1	0.02	0.08	<0.02	<0.02	<0.02	<0.02	<0.02	<0.02	<0.05	<0.05	<0.05	<0.05	<0.05	<0.02	<0.05	<0.02	<0.05	<0.05	<0.02	<0.05
MW036	20 Nov 2023	0902_MW036_231120	Normal	ES2341217	0.02	*0.04*	0.73	**0.77**	1.25	0.17	0.16	<0.02	<0.02	<0.1	0.02	0.11	<0.02	<0.02	<0.02	<0.02	<0.02	<0.02	<0.05	<0.05	<0.05	<0.05	<0.05	<0.02	<0.05	<0.02	<0.05	<0.05	<0.02	<0.05
MW040	21 Nov 2023	0902_MW040_231121	Normal	ES2341217	**1.38**	*51.1*	19.1	**70.2**	86.9	2.24	2.75	1.25	0.63	1	1.48	4.94	0.69	0.11	<0.02	<0.02	<0.02	<0.02	<0.05	<0.05	0.05	<0.05	<0.05	0.14	<0.05	<0.02	<0.05	<0.05	<0.02	<0.05
MW041	21 Nov 2023	0902_MW041_231121	Normal	ES2341217	<0.01	<0.01	<0.01	<0.01	<0.01	<0.02	<0.02	<0.02	<0.02	<0.1	<0.02	<0.02	<0.02	<0.02	<0.02	<0.02	<0.02	<0.02	<0.05	<0.05	<0.05	<0.05	<0.05	<0.02	<0.05	<0.02	<0.05	<0.05	<0.02	<0.05
MW042	21 Nov 2023	0902_MW042_231121	Normal	ES2341217	<0.01	<0.01	<0.01	<0.01	<0.01	<0.02	<0.02	<0.02	<0.02	<0.1	<0.02	<0.02	<0.02	<0.02	<0.02	<0.02	<0.02	<0.02	<0.05	<0.05	<0.05	<0.05	<0.05	<0.02	<0.05	<0.02	<0.05	<0.05	<0.02	<0.05
MW043	21 Nov 2023	0902_MW043_231121	Normal	ES2341217	<0.01	*0.18*	0.04	**0.22**	0.22	<0.02	<0.02	<0.02	<0.02	<0.1	<0.02	<0.02	<0.02	<0.02	<0.02	<0.02	<0.02	<0.02	<0.05	<0.05	<0.05	<0.05	<0.05	<0.02	<0.05	<0.02	<0.05	<0.05	<0.02	<0.05
MW045	23 Nov 2023	0902_MW045_231123	Normal	ES2341217	<0.01	<0.01	0.03	0.03	0.03	<0.02	<0.02	<0.02	<0.02	<0.1	<0.02	<0.02	<0.02	<0.02	<0.02	<0.02	<0.02	<0.02	<0.05	<0.05	<0.05	<0.05	<0.05	<0.02	<0.05	<0.02	<0.05	<0.05	<0.02	<0.05
MW045	23 Nov 2023	0902_QC107_231123	Field_D	ES2341217	<0.01	<0.01	0.03	0.03	0.03	<0.02	<0.02	<0.02	<0.02	<0.1	<0.02	<0.02	<0.02	<0.02	<0.02	<0.02	<0.02	<0.02	<0.05	<0.05	<0.05	<0.05	<0.05	<0.02	<0.05	<0.02	<0.05	<0.05	<0.02	<0.05
MW045	23 Nov 2023	0902_QC207_231123	Interlab_D	338730	<0.01	<0.01	0.04	0.04	0.13	0.02	0.02	<0.01	<0.02	0.03	<0.02	0.02	<0.01	<0.01	<0.02	<0.02	<0.05	<0.1	<0.5	<0.01	<0.01	<0.02	<0.02	<0.1	<0.05	<0.02	<0.05	<0.1	<0.02	<0.5
MW046	23 Nov 2023	0902_MW046_231123	Normal	ES2341217	<0.01	<0.01	0.04	0.04	0.04	<0.02	<0.02	<0.02	<0.02	<0.1	<0.02	<0.02	<0.02	<0.02	<0.02	<0.02	<0.02	<0.02	<0.05	<0.05	<0.05	<0.05	<0.05	<0.02	<0.05	<0.02	<0.05	<0.05	<0.02	<0.05
MW047	21 Nov 2023	0902_MW047_231121	Normal	ES2341217	0.2	*2.3*	4.73	**7.03**	10.3	0.8	1.04	0.21	<0.02	<0.1	0.18	0.7	0.11	<0.02	<0.02	<0.02	<0.02	<0.02	<0.05	<0.05	<0.05	<0.05	<0.05	<0.02	<0.05	<0.02	<0.05	<0.05	<0.02	<0.05
MW048	21 Nov 2023	0902_MW048_231121	Normal	ES2341217	<0.01	<0.01	0.23	**0.23**	0.55	0.08	0.08	<0.02	<0.02	<0.1	0.03	0.13	<0.02	<0.02	<0.02	<0.02	<0.02	<0.02	<0.05	<0.05	<0.05	<0.05	<0.05	<0.02	<0.05	<0.02	<0.05	<0.05	<0.02	<0.05
MW050	21 Nov 2023	0902_MW050_231121	Normal	ES2341217	0.22	*8.14*	2.43	**10.6**	12.9	0.35	0.38	0.21	<0.02	0.1	0.2	0.66	0.1	<0.02	<0.02	<0.02	<0.02	<0.02	<0.05	<0.05	0.07	<0.05	<0.05	0.02	<0.05	<0.02	<0.05	<0.05	<0.02	<0.05
MW051	21 Nov 2023	0902_MW051_231121	Normal	ES2341217	***26.2***	*299*	441	**740**	1,040	38	58.9	58.9	0.06	13.7	15.1	75.2	8.82	0.28	<0.02	<0.02	<0.02	<0.02	<0.05	<0.05	0.15	<0.05	<0.05	<0.02	<0.05	<0.02	<0.05	<0.05	<0.02	<0.05
MW052	21 Nov 2023	0902_MW052_231121	Normal	ES2341217	0.17	*0.35*	7.81	**8.16**	24.1	4.3	4.09	0.03	<0.02	0.7	1.18	5.14	0.31	<0.02	<0.02	<0.02	<0.02	<0.02	<0.05	<0.05	<0.05	<0.05	<0.05	<0.02	<0.05	<0.02	<0.05	<0.05	<0.02	<0.05
MW053	20 Nov 2023	0902_MW053_231120	Normal	ES2341217	**0.78**	*0.1*	16.9	**17**	27.7	2.76	2.6	0.09	<0.02	0.5	0.54	2.8	0.67	<0.02	<0.02	<0.02	<0.02	<0.02	<0.05	<0.05	<0.05	<0.05	<0.05	<0.02	<0.05	<0.02	<0.05	<0.05	<0.02	<0.05
MW056	20 Nov 2023	0902_MW056_231120	Normal	ES2341217	<0.01	*0.07*	0.01	**0.08**	0.08	<0.02	<0.02	<0.02	<0.02	<0.1	<0.02	<0.02	<0.02	<0.02	<0.02	<0.02	<0.02	<0.02	<0.05	<0.05	<0.05	<0.05	<0.05	<0.02	<0.05	<0.02	<0.05	<0.05	<0.02	<0.05
MW056	20 Nov 2023	0902_QC101_231120	Field_D	ES2341217	<0.01	*0.06*	0.02	**0.08**	0.08	<0.02	<0.02	<0.02	<0.02	<0.1	<0.02	<0.02	<0.02	<0.02	<0.02	<0.02	<0.02	<0.02	<0.05	<0.05	<0.05	<0.05	<0.05	<0.02	<0.05	<0.02	<0.05	<0.05	<0.02	<0.05
MW056	20 Nov 2023	0902_QC201_231120	Interlab_D	338730	<0.01	*0.04*	0.01	0.05	0.05	<0.01	<0.01	<0.01	<0.02	<0.02	<0.02	<0.01	<0.01	<0.01	<0.02	<0.02	<0.05	<0.1	<0.5	<0.01	<0.01	<0.02	<0.02	<0.1	<0.05	<0.02	<0.05	<0.1	<0.02	<0.5
MW057	20 Nov 2023	0902_MW057_231120	Normal	ES2341217	0.06	*0.19*	0.63	**0.82**	1.37	0.09	0.07	<0.02	<0.02	0.1	0.06	0.14	0.03	<0.02	<0.02	<0.02	<0.02	<0.02	<0.05	<0.05	<0.05	<0.05	<0.05	<0.02	<0.05	<0.02	<0.05	<0.05	<0.02	<0.05
MW058	20 Nov 2023	0902_MW058_231120	Normal	ES2341217	**0.71**	*0.06*	11.4	**11.5**	26.4	3.23	3.4	0.04	<0.02	0.7	0.99	4.82	1.1	<0.02	<0.02	<0.02	<0.02	<0.02	<0.05	<0.05	<0.05	<0.05	<0.05	<0.02	<0.05	<0.02	<0.05	<0.05	<0.02	<0.05
MW059	21 Nov 2023	0902_MW059_231121	Normal	ES2341217	0.06	*0.1*	5.52	**5.62**	16.8	2.8	2.97	<0.02	<0.02	0.4	0.68	3.7	0.62	<0.02	<0.02	<0.02	<0.02	<0.02	<0.05	<0.05	<0.05	<0.05	<0.05	<0.02	<0.05	<0.02	<0.05	<0.05	<0.02	<0.05
MW060	23 Nov 2023	0902_MW060_231123	Normal	ES2341217	0.02	*0.18*	0.49	**0.67**	0.9	0.05	0.06	0.02	<0.02	<0.1	<0.02	0.08	<0.02	<0.02	<0.02	<0.02	<0.02	<0.02	<0.05	<0.05	<0.05	<0.05	<0.05	<0.02	<0.05	<0.02	<0.05	<0.05	<0.02	<0.05
MW060	23 Nov 2023	0902_QC105_231123	Field_D	ES2341217	0.02	*0.16*	0.46	**0.62**	0.83	0.05	0.05	<0.02	<0.02	<0.1	<0.02	0.09	<0.02	<0.02	<0.02	<0.02	<0.02	<0.02	<0.05	<0.05	<0.05	<0.05	<0.05	<0.02	<0.05	<0.02	<0.05	<0.05	<0.02	<0.05
MW060	23 Nov 2023	0902_QC205_231123	Interlab_D	338730	0.02	*0.19*	0.61	**0.79**	1.1	0.07	0.07	0.01	<0.02	0.03	0.02	0.11	0.02	<0.01	<0.02	<0.02	<0.05	<0.1	<0.5	<0.01	<0.01	<0.02	<0.02	<0.1	<0.05	<0.02	<0.05	<0.1	<0.02	<0.5
MW061	23 Nov 2023	0902_MW061_231123	Normal	ES2341217	0.04	*0.2*	0.4	**0.6**	0.91	0.06	0.05	<0.02	<0.02	<0.1	0.04	0.09	0.03	<0.02	<0.02	<0.02	<0.02	<0.02	<0.05	<0.05	<0.05	<0.05	<0.05	<0.02	<0.05	<0.02	<0.05	<0.05	<0.02	<0.05
MW062	23 Nov 2023	0902_MW062_231123	Normal	ES2341217	0.01	*0.5*	0.18	**0.68**	0.83	<0.02	<0.02	<0.02	<0.02	<0.1	0.07	0.07	<0.02	<0.02	<0.02	<0.02	<0.02	<0.02	<0.05	<0.05	<0.05	<0.05	<0.05	<0.02	<0.05	<0.02	<0.05	<0.05	<0.02	<0.05
MW063	23 Nov 2023	0902_MW063_231123	Normal	ES2341217	**1.37**	*2.46*	16.6	**19.1**	35.1	2.69	2.95	0.49	<0.02	0.6	1.23	5.4	1.02	<0.02	<0.02	<0.02	<0.02	<0.02	<0.05	<0.05	0.33	<0.05	<0.05	<0.02	<0.05	<0.02	<0.05	<0.05	<0.02	<0.05

Table T5 - Groundwater Analytical Results

					PFAS					PFAS - Perfluoroalkyl Sulfonic Acids				PFAS - Perfluoroalkyl Carboxylic Acids										PFAS - (n:2) Fluorotelomer Sulfonic Acids				PFAS - Perfluoroalkyl Sulfonamides						
					Perfluorooctanoic acid (PFOA)	Perfluorooctane sulfonic acid (PFOS)	Perfluorohexane sulfonic acid (PFHxS)	Sum of PFHxS and PFOS	Sum of PFAS	Perfluorobutane sulfonic acid (PFBS)	Perfluoropentane sulfonic acid (PFPeS)	Perfluoroheptane sulfonic acid (PFHpS)	Perfluorodecane sulfonic acid (PFDS)	Perfluorobutanoic acid (PFBA)	Perfluoropentanoic acid (PFPeA)	Perfluorohexanoic acid (PFHxA)	Perfluoroheptanoic acid (PFHpA)	Perfluorononanoic acid (PFNA)	Perfluorodecanoic acid (PFDA)	Perfluoroundecanoic acid (PFUnDA)	Perfluorododecanoic acid (PFDoDA)	Perfluorotridecanoic acid (PFTrDA)	Perfluorotetradecanoic acid (PFTeDA)	4:2 Fluorotelomer sulfonic acid (4:2 FTS)	6:2 Fluorotelomer sulfonic acid (6:2 FTS)	8:2 Fluorotelomer sulfonic acid (8:2 FTS)	10:2 Fluorotelomer sulfonic acid (10:2 FTS)	Perfluorooctane sulfonamide (FOSA)	N-Methyl perfluorooctane sulfonamide (MeFOSA)	N-Methyl perfluorooctane sulfonamidoacetic acid (MeFOSAA)	N-methyl perfluorooctane sulfonamidoethanol (MeFOSE)	N-Ethyl perfluorooctane sulfonamide (EtFOSA)	N-Ethyl perfluorooctane sulfonamidoacetic acid (EtFOSAA)	N-Ethyl perfluorooctane sulfonamidoethanol (EtFOSE)
					µg/L	µg/L	µg/L	µg/L	µg/L	µg/L	µg/L	µg/L	µg/L	µg/L	µg/L	µg/L	µg/L	µg/L	µg/L	µg/L	µg/L	µg/L	µg/L	µg/L	µg/L	µg/L	µg/L	µg/L	µg/L	µg/L	µg/L	µg/L	µg/L	µg/L	µg/L
MW064	23 Nov 2023	0902_MW064_231123	Normal	ES2341217	0.01	*0.18*	0.59	**0.77**	0.95	0.07	0.08	0.02	<0.02	<0.1	<0.02	<0.02	<0.02	<0.02	<0.02	<0.02	<0.02	<0.02	<0.05	<0.05	<0.05	<0.05	<0.05	<0.02	<0.05	<0.02	<0.05	<0.05	<0.02	<0.05
MW065	23 Nov 2023	0902_MW065_231123	Normal	ES2341217	<0.01	*0.01*	0.24	**0.25**	0.33	0.04	0.04	<0.02	<0.02	<0.1	<0.02	<0.02	<0.02	<0.02	<0.02	<0.02	<0.02	<0.02	<0.05	<0.05	<0.05	<0.05	<0.05	<0.02	<0.05	<0.02	<0.05	<0.05	<0.02	<0.05
MW066	23 Nov 2023	0902_MW066_231123	Normal	ES2341217	0.01	*0.19*	0.42	**0.61**	0.75	0.04	0.06	<0.02	<0.02	<0.1	<0.02	0.03	<0.02	<0.02	<0.02	<0.02	<0.02	<0.02	<0.05	<0.05	<0.05	<0.05	<0.05	<0.02	<0.05	<0.02	<0.05	<0.05	<0.02	<0.05
MW067	23 Nov 2023	0902_MW067_231123	Normal	ES2341217	<0.01	*0.03*	0.03	0.06	0.06	<0.02	<0.02	<0.02	<0.02	<0.1	<0.02	<0.02	<0.02	<0.02	<0.02	<0.02	<0.02	<0.02	<0.05	<0.05	<0.05	<0.05	<0.05	<0.02	<0.05	<0.02	<0.05	<0.05	<0.02	<0.05
MW067	23 Nov 2023	0902_QC106_231123	Field_D	ES2341217	<0.01	*0.02*	0.03	0.05	0.05	<0.02	<0.02	<0.02	<0.02	<0.1	<0.02	<0.02	<0.02	<0.02	<0.02	<0.02	<0.02	<0.02	<0.05	<0.05	<0.05	<0.05	<0.05	<0.02	<0.05	<0.02	<0.05	<0.05	<0.02	<0.05
MW067	23 Nov 2023	0902_QC206_231123	Interlab_D	338730	<0.01	<0.01	0.04	0.04	0.06	<0.01	<0.01	<0.01	<0.02	0.03	<0.02	<0.01	<0.01	<0.01	<0.02	<0.02	<0.05	<0.1	<0.5	<0.01	<0.01	<0.02	<0.02	<0.1	<0.05	<0.02	<0.05	<0.1	<0.02	<0.5
MW068	23 Nov 2023	0902_MW068_231123	Normal	ES2341217	0.15	*0.99*	2.75	**3.74**	5.1	0.19	0.33	0.1	<0.02	<0.1	0.09	0.35	0.06	<0.02	<0.02	<0.02	<0.02	<0.02	<0.05	<0.05	0.09	<0.05	<0.05	<0.02	<0.05	<0.02	<0.05	<0.05	<0.02	<0.05
MW069	23 Nov 2023	0902_MW069_231123	Normal	ES2341217	0.03	*0.48*	0.28	**0.76**	0.96	0.07	0.04	<0.02	<0.02	<0.1	0.02	0.04	<0.02	<0.02	<0.02	<0.02	<0.02	<0.02	<0.05	<0.05	<0.05	<0.05	<0.05	<0.02	<0.05	<0.02	<0.05	<0.05	<0.02	<0.05
MW070	23 Nov 2023	0902_MW070_231123	Normal	ES2341217	0.09	*0.89*	0.54	**1.43**	2.16	0.21	0.07	0.03	<0.02	<0.1	0.11	0.16	0.06	<0.02	<0.02	<0.02	<0.02	<0.02	<0.05	<0.05	<0.05	<0.05	<0.05	<0.02	<0.05	<0.02	<0.05	<0.05	<0.02	<0.05
MW071	23 Nov 2023	0902_MW071_231123	Normal	ES2341217	0.06	*1.09*	0.52	**1.61**	2.19	0.12	0.07	0.03	<0.02	<0.1	0.12	0.13	0.05	<0.02	<0.02	<0.02	<0.02	<0.02	<0.05	<0.05	<0.05	<0.05	<0.05	<0.02	<0.05	<0.02	<0.05	<0.05	<0.02	<0.05
MW072	21 Nov 2023	0902_MW072_231121	Normal	ES2341217	**2.48**	*32.5*	55	**87.5**	128	7.62	8.64	3.14	<0.02	5.8	1.98	9.94	1.38	<0.02	<0.02	<0.02	<0.02	<0.02	<0.05	<0.05	<0.05	<0.05	<0.05	<0.02	<0.05	<0.02	<0.05	<0.05	<0.02	<0.05
MW073	21 Nov 2023	0902_MW073_231121	Normal	ES2341217	**2.74**	*6.5*	49.5	**56**	93.6	5.09	7.74	1.47	<0.02	5.8	2.3	11.2	1.26	<0.02	<0.02	<0.02	<0.02	<0.02	<0.05	<0.05	<0.05	<0.05	<0.05	<0.02	<0.05	<0.02	<0.05	<0.05	<0.02	<0.05
MW074	21 Nov 2023	0902_MW074_231121	Normal	ES2341217	**1.6**	*21*	44.5	**65.5**	104	5.69	9.04	2.78	<0.02	5.2	1.88	10.9	1.02	<0.02	<0.02	<0.02	<0.02	<0.02	<0.05	<0.05	<0.05	<0.05	<0.05	<0.02	<0.05	<0.02	<0.05	<0.05	<0.02	<0.05
MW075	24 Nov 2023	0902_MW075_231124	Normal	ES2341217	<0.01	<0.01	<0.01	<0.01	<0.01	<0.02	<0.02	<0.02	<0.02	<0.1	<0.02	<0.02	<0.02	<0.02	<0.02	<0.02	<0.02	<0.02	<0.05	<0.05	<0.05	<0.05	<0.05	<0.02	<0.05	<0.02	<0.05	<0.05	<0.02	<0.05
MW076	24 Nov 2023	0902_MW076_231124	Normal	ES2341217	<0.01	*0.03*	0.03	0.06	0.06	<0.02	<0.02	<0.02	<0.02	<0.1	<0.02	<0.02	<0.02	<0.02	<0.02	<0.02	<0.02	<0.02	<0.05	<0.05	<0.05	<0.05	<0.05	<0.02	<0.05	<0.02	<0.05	<0.05	<0.02	<0.05
MW077	24 Nov 2023	0902_MW077_231124	Normal	ES2341217	<0.01	*0.03*	0.02	0.05	0.05	<0.02	<0.02	<0.02	<0.02	<0.1	<0.02	<0.02	<0.02	<0.02	<0.02	<0.02	<0.02	<0.02	<0.05	<0.05	<0.05	<0.05	<0.05	<0.02	<0.05	<0.02	<0.05	<0.05	<0.02	<0.05
MW077	24 Nov 2023	0902_QC111_231124	Field_D	ES2341217	<0.01	*0.03*	0.02	0.05	0.05	<0.02	<0.02	<0.02	<0.02	<0.1	<0.02	<0.02	<0.02	<0.02	<0.02	<0.02	<0.02	<0.02	<0.05	<0.05	<0.05	<0.05	<0.05	<0.02	<0.05	<0.02	<0.05	<0.05	<0.02	<0.05
MW077	24 Nov 2023	0902_QC211_231124	Interlab_D	338730	<0.01	*0.03*	0.03	0.06	0.06	<0.01	<0.01	<0.01	<0.02	<0.02	<0.02	<0.01	<0.01	<0.01	<0.02	<0.02	<0.05	<0.1	<0.5	<0.01	<0.01	<0.02	<0.02	<0.1	<0.05	<0.02	<0.05	<0.1	<0.02	<0.5
MW078	24 Nov 2023	0902_MW078_231124	Normal	ES2341217	0.01	*0.02*	0.75	**0.77**	1.47	0.09	0.1	<0.02	<0.02	0.2	0.08	0.22	<0.02	<0.02	<0.02	<0.02	<0.02	<0.02	<0.05	<0.05	<0.05	<0.05	<0.05	<0.02	<0.05	<0.02	<0.05	<0.05	<0.02	<0.05
MW079	24 Nov 2023	0902_MW079_231124	Normal	ES2341217	0.05	*1.08*	1.44	**2.52**	3.22	0.14	0.18	0.04	<0.02	<0.1	0.05	0.21	0.03	<0.02	<0.02	<0.02	<0.02	<0.02	<0.05	<0.05	<0.05	<0.05	<0.05	<0.02	<0.05	<0.02	<0.05	<0.05	<0.02	<0.05
MW080	24 Nov 2023	0902_MW080_231124	Normal	ES2341217	0.07	*0.97*	2.46	**3.43**	4.74	0.31	0.38	0.11	<0.02	<0.1	0.07	0.33	0.04	<0.02	<0.02	<0.02	<0.02	<0.02	<0.05	<0.05	<0.05	<0.05	<0.05	<0.02	<0.05	<0.02	<0.05	<0.05	<0.02	<0.05
MW081	24 Nov 2023	0902_MW081_231124	Normal	ES2341217	<0.01	*0.04*	0.03	0.07	0.07	<0.02	<0.02	<0.02	<0.02	<0.1	<0.02	<0.02	<0.02	<0.02	<0.02	<0.02	<0.02	<0.02	<0.05	<0.05	<0.05	<0.05	<0.05	<0.02	<0.05	<0.02	<0.05	<0.05	<0.02	<0.05
MW091	24 Nov 2023	0902_MW091_231124	Normal	ES2341217	<0.01	*0.02*	0.01	0.03	0.03	<0.02	<0.02	<0.02	<0.02	<0.1	<0.02	<0.02	<0.02	<0.02	<0.02	<0.02	<0.02	<0.02	<0.05	<0.05	<0.05	<0.05	<0.05	<0.02	<0.05	<0.02	<0.05	<0.05	<0.02	<0.05
MW092	27 Nov 2023	0902_MW092_231127	Normal	ES2341217	<0.01	<0.01	<0.01	<0.01	<0.01	<0.02	<0.02	<0.02	<0.02	<0.1	<0.02	<0.02	<0.02	<0.02	<0.02	<0.02	<0.02	<0.02	<0.05	<0.05	<0.05	<0.05	<0.05	<0.02	<0.05	<0.02	<0.05	<0.05	<0.02	<0.05
MW106	24 Nov 2023	0902_MW106_231124	Normal	ES2341217	0.03	*0.68*	1.2	**1.88**	2.4	0.13	0.19	0.05	<0.02	<0.1	0.02	0.1	<0.02	<0.02	<0.02	<0.02	<0.02	<0.02	<0.05	<0.05	<0.05	<0.05	<0.05	<0.02	<0.05	<0.02	<0.05	<0.05	<0.02	<0.05
MW107D	20 Nov 2023	0902_MW107D_231120	Normal	ES2341217	0.26	*1.68*	4.03	**5.71**	8.69	0.49	0.66	0.21	<0.02	<0.1	0.19	1.02	0.15	<0.02	<0.02	<0.02	<0.02	<0.02	<0.05	<0.05	<0.05	<0.05	<0.05	<0.02	<0.05	<0.02	<0.05	<0.05	<0.02	<0.05
MW107I	20 Nov 2023	0902_MW107I_231120	Normal	ES2341217	**7.5**	*57.5*	74.5	**132**	208	11	15.8	3.73	<0.02	3.5	5.5	25	4.41	0.04	<0.02	<0.02	<0.02	<0.02	<0.05	<0.05	<0.05	<0.05	<0.05	<0.02	<0.05	<0.02	<0.05	<0.05	<0.02	<0.05
MW108	20 Nov 2023	0902_MW108_231120	Normal	ES2341217	0.09	*1.75*	1.31	**3.06**	4.35	0.28	0.25	0.07	<0.02	0.1	0.11	0.33	0.06	<0.02	<0.02	<0.02	<0.02	<0.02	<0.05	<0.05	<0.05	<0.05	<0.05	<0.02	<0.05	<0.02	<0.05	<0.05	<0.02	<0.05
MW109	20 Nov 2023	0902_MW109_231120	Normal	ES2341217	0.19	*3.42*	2.7	**6.12**	8.08	0.34	0.44	0.16	<0.02	<0.1	0.13	0.58	0.12	<0.02	<0.02	<0.02	<0.02	<0.02	<0.05	<0.05	<0.05	<0.05	<0.05	<0.02	<0.05	<0.02	<0.05	<0.05	<0.02	<0.05
MW110	20 Nov 2023	0902_MW110_231120	Normal	ES2341217	0.02	*0.13*	0.93	**1.06**	1.72	0.13	0.17	<0.02	<0.02	<0.1	0.06	0.18	0.04	<0.02	<0.02	<0.02	<0.02	<0.02	<0.05	<0.05	0.06	<0.05	<0.05	<0.02	<0.05	<0.02	<0.05	<0.05	<0.02	<0.05
MW111	22 Nov 2023	0902_MW111_231122	Normal	ES2341217	<0.01	<0.01	0.18	**0.18**	0.62	0.11	0.1	<0.02	<0.02	<0.1	0.04	0.19	<0.02	<0.02	<0.02	<0.02	<0.02	<0.02	<0.05	<0.05	<0.05	<0.05	<0.05	<0.02	<0.05	<0.02	<0.05	<0.05	<0.02	<0.05
MW112	22 Nov 2023	0902_MW112_231122	Normal	ES2341217	<0.01	<0.01	<0.01	<0.01	<0.01	<0.02	<0.02	<0.02	<0.02	<0.1	<0.02	<0.02	<0.02	<0.02	<0.02	<0.02	<0.02	<0.02	<0.05	<0.05	<0.05	<0.05	<0.05	<0.02	<0.05	<0.02	<0.05	<0.05	<0.02	<0.05
MW113	22 Nov 2023	0902_MW113_231122	Normal	ES2341217	<0.01	<0.01	<0.01	<0.01	<0.01	<0.02	<0.02	<0.02	<0.02	<0.1	<0.02	<0.02	<0.02	<0.02	<0.02	<0.02	<0.02	<0.02	<0.05	<0.05	<0.05	<0.05	<0.05	<0.02	<0.05	<0.02	<0.05	<0.05	<0.02	<0.05
MW114	22 Nov 2023	0902_MW114_231122	Normal	ES2341217	<0.01	*0.01*	0.22	**0.23**	0.32	0.04	0.05	<0.02	<0.02	<0.1	<0.02	<0.02	<0.02	<0.02	<0.02	<0.02	<0.02	<0.02	<0.05	<0.05	<0.05	<0.05	<0.05	<0.02	<0.05	<0.02	<0.05	<0.05	<0.02	<0.05
MW143	23 Nov 2023	0902_MW143_231123	Normal	ES2341217	<0.01	*0.21*	0.06	**0.27**	0.27	<0.02	<0.02	<0.02	<0.02	<0.1	<0.02	<0.02	<0.02	<0.02	<0.02	<0.02	<0.02	<0.02	<0.05	<0.05	<0.05	<0.05	<0.05	<0.02	<0.05	<0.02	<0.05	<0.05	<0.02	<0.05
MW144	24 Nov 2023	0902_MW144_231124	Normal	ES2341217	<0.01	<0.01	0.04	0.04	0.04	<0.02	<0.02	<0.02	<0.02	<0.1	<0.02	<0.02	<0.02	<0.02	<0.02	<0.02	<0.02	<0.02	<0.05	<0.05	<0.05	<0.05	<0.05	<0.02	<0.05	<0.02	<0.05	<0.05	<0.02	<0.05
MW144	24 Nov 2023	0902_QC109_231124	Field_D	ES2341217	<0.01	<0.01	0.04	0.04	0.04	<0.02	<0.02	<0.02	<0.02	<0.1	<0.02	<0.02	<0.02	<0.02	<0.02	<0.02	<0.02	<0.02	<0.05	<0.05	<0.05	<0.05	<0.05	<0.02	<0.05	<0.02	<0.05	<0.05	<0.02	<0.05
MW144	24 Nov 2023	0902_QC209_231124	Interlab_D	338730	<0.01	<0.01	0.05	0.05	0.08	0.02	0.02	<0.01	<0.02	<0.02	<0.02	<0.01	<0.01	<0.01	<0.02	<0.02	<0.05	<0.1	<0.5	<0.01	<0.01	<0.02	<0.02	<0.1	<0.05	<0.02	<0.05	<0.1	<0.02	<0.5

Notes

LOR	Limit of Reporting
Normal	Primary sample
Field_D	Intra-laboratory duplicate sample
Interlab_D	Inter-laboratory duplicate sample
	Denotes first-time detection above LOR
	Denotes new exceedence of human health and/or ecological screening criteria

Table T6 - Surface Water Analytical Results

					PFAS					PFAS - Perfluoroalkyl Sulfonic Acids			
					Perfluorooctanoic acid (PFOA)	Perfluorooctane sulfonic acid (PFOS)	Perfluorohexane sulfonic acid (PFHxS)	Sum of PFHxS and PFOS	Sum of PFAS	Perfluorobutane sulfonic acid (PFBS)	Perfluoropentane sulfonic acid (PFPeS)	Perfluoroheptane sulfonic acid (PFHpS)	Perfluorodecane sulfonic acid (PFDS)
					µg/L	µg/L	µg/L	µg/L	µg/L	µg/L	µg/L	µg/L	µg/L
LOR					0.01	0.01	0.01	0.01	0.01	0.01	0.01	0.01	0.01
PFAS NEMP 2020 Recreational Water					**10**			**2**					
PFAS NEMP 2020 Freshwater 99%					*19*	*0.00023*							
Location Code	**Date**	**Field ID**	**Sample Type**	**Lab Report #**									
SW002	20 Nov 2023	0902_SW002_231120	Normal	ES2341219	0.15	*3.81*	1.26	**5.07**	6.69	0.2	0.14	0.12	<0.02
SW003	20 Nov 2023	0902_SW003_231120	Normal	ES2341219	0.43	*15*	3.8	**18.8**	23.6	0.55	0.45	0.17	<0.02
SW005	22 Nov 2023	0902_SW005_231122	Normal	ES2341219	<0.01	*0.18*	0.13	0.31	0.34	<0.02	<0.02	<0.02	<0.02
SW007	22 Nov 2023	0902_SW007_231122	Normal	ES2341219	<0.01	*0.04*	0.02	0.06	0.06	<0.02	<0.02	<0.02	<0.02
SW008	22 Nov 2023	0902_SW008_231122	Normal	ES2341219	<0.01	*0.28*	0.09	0.37	0.41	<0.02	<0.02	<0.02	<0.02
SW009	22 Nov 2023	0902_SW009_231122	Normal	ES2341219	0.03	*1.27*	0.28	1.55	1.85	0.03	0.02	0.02	<0.02
SW011	22 Nov 2023	0902_SW011_231122	Normal	ES2341219	0.04	*1.51*	0.33	1.84	2.23	0.03	0.03	0.03	0.02
SW013	22 Nov 2023	0902_QC103_231122	Field_D	ES2341219	0.09	*0.59*	1.82	**2.41**	3.75	0.27	0.21	0.04	<0.02
SW013	22 Nov 2023	0902_QC203_231122	Interlab_D	338730	0.11	*0.67*	2.2	**2.9**	4.8	0.42	0.37	0.06	<0.02
SW013	22 Nov 2023	0902_SW013_231122	Normal	ES2341219	0.09	*0.57*	1.76	**2.33**	3.67	0.28	0.21	0.04	<0.02
SW014	22 Nov 2023	0902_SW014_231122	Normal	ES2341219	0.01	*0.38*	0.21	0.59	0.64	<0.02	<0.02	<0.02	<0.02
SW015	24 Nov 2023	0902_SW015_231124	Normal	ES2341219	0.01	*0.14*	0.2	0.34	0.41	0.03	<0.02	<0.02	<0.02
SW016	23 Nov 2023	0902_QC108_231123	Field_D	ES2341219	0.02	*0.25*	0.21	0.46	0.59	0.03	0.03	<0.02	<0.02
SW016	23 Nov 2023	0902_QC208_231123	Interlab_D	338730	0.02	*0.37*	0.26	0.63	0.86	0.05	0.04	0.01	<0.02
SW016	23 Nov 2023	0902_SW016_231123	Normal	ES2341219	0.02	*0.27*	0.19	0.46	0.58	0.03	0.02	<0.02	<0.02
SW018	27 Nov 2023	0902_SW018_231127	Normal	ES2341219	<0.01	*0.02*	<0.01	0.02	0.02	<0.02	<0.02	<0.02	<0.02
SW019	27 Nov 2023	0902_SW019_231127	Normal	ES2341219	<0.01	*0.03*	0.02	0.05	0.08	<0.02	<0.02	<0.02	<0.02
SW020	27 Nov 2023	0902_SW020_231127	Normal	ES2341219	0.01	*0.03*	0.02	0.05	0.08	<0.02	<0.02	<0.02	<0.02
SW022	24 Nov 2023	0902_SW022_231124	Normal	ES2341219	0.02	*0.07*	0.27	0.34	0.59	0.06	0.04	<0.02	<0.02
SW023	24 Nov 2023	0902_SW023_231124	Normal	ES2341219	0.01	*0.27*	0.14	0.41	0.51	<0.02	<0.02	<0.02	<0.02
SW024	27 Nov 2023	0902_SW024_231127	Normal	ES2341219	<0.01	<0.01	<0.01	<0.01	<0.01	<0.02	<0.02	<0.02	<0.02
SW030	27 Nov 2023	0902_SW030_231127	Normal	ES2341219	<0.01	<0.01	<0.01	<0.01	<0.01	<0.02	<0.02	<0.02	<0.02
SW035	27 Nov 2023	0902_SW035_231127	Normal	ES2341219	<0.01	*0.03*	0.03	0.06	0.06	<0.02	<0.02	<0.02	<0.02
SW037	20 Nov 2023	0902_SW037_231120	Normal	ES2341219	0.06	*0.61*	0.39	1	1.45	0.05	0.04	<0.02	<0.02

		PFAS - Perfluoroalkyl Carboxylic Acids										PFAS - (n:2) Fluorotelomer Sulfonic Acids			
		Perfluorobutanoic acid (PFBA)	Perfluoropentanoic acid (PFPeA)	Perfluorohexanoic acid (PFHxA)	Perfluoroheptanoic acid (PFHpA)	Perfluorononanoic acid (PFNA)	Perfluorodecanoic acid (PFDA)	Perfluoroundecanoic acid (PFUnDA)	Perfluorododecanoic acid (PFDoDA)	Perfluorotridecanoic acid (PFTrDA)	Perfluorotetradecanoic acid (PFTeDA)	4:2 Fluorotelomer sulfonic acid (4:2 FTS)	6:2 Fluorotelomer sulfonic acid (6:2 FTS)	8:2 Fluorotelomer sulfonic acid (8:2 FTS)	10:2 Fluorotelomer sulfonic acid (10:2 FTS)
		µg/L	µg/L	µg/L	µg/L	µg/L	µg/L	µg/L	µg/L	µg/L	µg/L	µg/L	µg/L	µg/L	µg/L
LOR		0.02	0.02	0.01	0.01	0.01	0.01	0.01	0.01	0.02	0.02	0.01	0.01	0.01	0.01
PFAS NEMP 2020 Recreational Water															
PFAS NEMP 2020 Freshwater 99%															
Location Code	**Date**														
SW002	20 Nov 2023	<0.1	0.14	0.4	0.08	0.08	0.07	0.02	<0.02	<0.02	<0.05	<0.05	0.12	0.1	<0.05
SW003	20 Nov 2023	0.3	0.6	1.3	0.28	0.16	0.08	<0.02	<0.02	<0.02	<0.05	<0.05	0.38	0.06	<0.05
SW005	22 Nov 2023	<0.1	<0.02	0.03	<0.02	<0.02	<0.02	<0.02	<0.02	<0.02	<0.05	<0.05	<0.05	<0.05	<0.05
SW007	22 Nov 2023	<0.1	<0.02	<0.02	<0.02	<0.02	<0.02	<0.02	<0.02	<0.02	<0.05	<0.05	<0.05	<0.05	<0.05
SW008	22 Nov 2023	<0.1	<0.02	0.04	<0.02	<0.02	<0.02	<0.02	<0.02	<0.02	<0.05	<0.05	<0.05	<0.05	<0.05
SW009	22 Nov 2023	<0.1	0.03	0.09	<0.02	<0.02	<0.02	<0.02	<0.02	<0.02	<0.05	<0.05	0.08	<0.05	<0.05
SW011	22 Nov 2023	<0.1	0.03	0.11	<0.02	<0.02	<0.02	<0.02	<0.02	<0.02	<0.05	<0.05	0.1	<0.05	<0.05
SW013	22 Nov 2023	0.2	0.09	0.4	0.04	<0.02	<0.02	<0.02	<0.02	<0.02	<0.05	<0.05	<0.05	<0.05	<0.05
SW013	22 Nov 2023	0.34	0.1	0.45	0.07	<0.01	<0.02	<0.02	<0.05	<0.1	<0.5	<0.01	<0.01	<0.02	<0.02
SW013	22 Nov 2023	0.2	0.08	0.4	0.04	<0.02	<0.02	<0.02	<0.02	<0.02	<0.05	<0.05	<0.05	<0.05	<0.05
SW014	22 Nov 2023	<0.1	<0.02	0.04	<0.02	<0.02	<0.02	<0.02	<0.02	<0.02	<0.05	<0.05	<0.05	<0.05	<0.05
SW015	24 Nov 2023	<0.1	<0.02	0.03	<0.02	<0.02	<0.02	<0.02	<0.02	<0.02	<0.05	<0.05	<0.05	<0.05	<0.05
SW016	23 Nov 2023	<0.1	<0.02	0.05	<0.02	<0.02	<0.02	<0.02	<0.02	<0.02	<0.05	<0.05	<0.05	<0.05	<0.05
SW016	23 Nov 2023	<0.02	0.03	0.06	0.01	<0.01	<0.02	<0.02	<0.05	<0.1	<0.5	<0.01	<0.01	<0.02	<0.02
SW016	23 Nov 2023	<0.1	<0.02	0.05	<0.02	<0.02	<0.02	<0.02	<0.02	<0.02	<0.05	<0.05	<0.05	<0.05	<0.05
SW018	27 Nov 2023	<0.1	<0.02	<0.02	<0.02	<0.02	<0.02	<0.02	<0.02	<0.02	<0.05	<0.05	<0.05	<0.05	<0.05
SW019	27 Nov 2023	<0.1	<0.02	0.03	<0.02	<0.02	<0.02	<0.02	<0.02	<0.02	<0.05	<0.05	<0.05	<0.05	<0.05
SW020	27 Nov 2023	<0.1	<0.02	0.02	<0.02	<0.02	<0.02	<0.02	<0.02	<0.02	<0.05	<0.05	<0.05	<0.05	<0.05
SW022	24 Nov 2023	<0.1	0.03	0.1	<0.02	<0.02	<0.02	<0.02	<0.02	<0.02	<0.05	<0.05	<0.05	<0.05	<0.05
SW023	24 Nov 2023	<0.1	<0.02	0.04	<0.02	<0.02	<0.02	<0.02	<0.02	<0.02	<0.05	<0.05	0.05	<0.05	<0.05
SW024	27 Nov 2023	<0.1	<0.02	<0.02	<0.02	<0.02	<0.02	<0.02	<0.02	<0.02	<0.05	<0.05	<0.05	<0.05	<0.05
SW030	27 Nov 2023	<0.1	<0.02	<0.02	<0.02	<0.02	<0.02	<0.02	<0.02	<0.02	<0.05	<0.05	<0.05	<0.05	<0.05
SW035	27 Nov 2023	<0.1	<0.02	<0.02	<0.02	<0.02	<0.02	<0.02	<0.02	<0.02	<0.05	<0.05	<0.05	<0.05	<0.05
SW037	20 Nov 2023	<0.1	0.05	0.22	0.03	<0.02	<0.02	<0.02	<0.02	<0.02	<0.05	<0.05	<0.05	<0.05	<0.05

		PFAS - Perfluoroalkyl Sulfonamides						
		Perfluorooctane sulfonamide (FOSA)	N-Methyl perfluorooctane sulfonamide (MeFOSA)	N-Methyl perfluorooctane sulfonamidoacetic acid (MeFOSAA)	N-methyl perfluorooctane sulfonamidoethanol (MeFOSE)	N-Ethyl perfluorooctane sulfonamide (EtFOSA)	N-Ethyl perfluorooctane sulfonamidoacetic acid (EtFOSAA)	N-Ethyl perfluorooctane sulfonamidoethanol (EtFOSE)
		µg/L	µg/L	µg/L	µg/L	µg/L	µg/L	µg/L
LOR		0.01	0.02	0.01	0.05	0.02	0.01	0.05
PFAS NEMP 2020 Recreational Water								
PFAS NEMP 2020 Freshwater 99%								
Location Code	**Date**							
SW002	20 Nov 2023	<0.02	<0.05	<0.02	<0.05	<0.05	<0.02	<0.05
SW003	20 Nov 2023	<0.02	<0.05	<0.02	<0.05	<0.05	<0.02	<0.05
SW005	22 Nov 2023	<0.02	<0.05	<0.02	<0.05	<0.05	<0.02	<0.05
SW007	22 Nov 2023	<0.02	<0.05	<0.02	<0.05	<0.05	<0.02	<0.05
SW008	22 Nov 2023	<0.02	<0.05	<0.02	<0.05	<0.05	<0.02	<0.05
SW009	22 Nov 2023	<0.02	<0.05	<0.02	<0.05	<0.05	<0.02	<0.05
SW011	22 Nov 2023	<0.02	<0.05	<0.02	<0.05	<0.05	<0.02	<0.05
SW013	22 Nov 2023	<0.02	<0.05	<0.02	<0.05	<0.05	<0.02	<0.05
SW013	22 Nov 2023	<0.1	<0.05	<0.02	<0.05	<0.1	<0.02	<0.5
SW013	22 Nov 2023	<0.02	<0.05	<0.02	<0.05	<0.05	<0.02	<0.05
SW014	22 Nov 2023	<0.02	<0.05	<0.02	<0.05	<0.05	<0.02	<0.05
SW015	24 Nov 2023	<0.02	<0.05	<0.02	<0.05	<0.05	<0.02	<0.05
SW016	23 Nov 2023	<0.02	<0.05	<0.02	<0.05	<0.05	<0.02	<0.05
SW016	23 Nov 2023	<0.1	<0.05	<0.02	<0.05	<0.1	<0.02	<0.5
SW016	23 Nov 2023	<0.02	<0.05	<0.02	<0.05	<0.05	<0.02	<0.05
SW018	27 Nov 2023	<0.02	<0.05	<0.02	<0.05	<0.05	<0.02	<0.05
SW019	27 Nov 2023	<0.02	<0.05	<0.02	<0.05	<0.05	<0.02	<0.05
SW020	27 Nov 2023	<0.02	<0.05	<0.02	<0.05	<0.05	<0.02	<0.05
SW022	24 Nov 2023	<0.02	<0.05	<0.02	<0.05	<0.05	<0.02	<0.05
SW023	24 Nov 2023	<0.02	<0.05	<0.02	<0.05	<0.05	<0.02	<0.05
SW024	27 Nov 2023	<0.02	<0.05	<0.02	<0.05	<0.05	<0.02	<0.05
SW030	27 Nov 2023	<0.02	<0.05	<0.02	<0.05	<0.05	<0.02	<0.05
SW035	27 Nov 2023	<0.02	<0.05	<0.02	<0.05	<0.05	<0.02	<0.05
SW037	20 Nov 2023	<0.02	<0.05	<0.02	<0.05	<0.05	<0.02	<0.05

Notes

LOR	Limit of Reporting
Normal	Primary sample
Field_D	Intra-laboratory duplicate sample
Interlab_D	Inter-laboratory duplicate sample
	Denotes first-time detection above LOR
	Denotes new exceedence of human health and/or ecological screening criteria

Table T7 - Sediment Analytical Results

					PFAS					PFAS - Perfluoroalkyl Sulfonic Acids				PFAS - Perfluoroalkyl Carboxylic Acids										PFAS - (n:2) Fluorotelomer Sulfonic Acids			
					Perfluorooctanoic acid (PFOA)	Perfluorooctane sulfonic acid (PFOS)	Perfluorohexane sulfonic acid (PFHxS)	Sum of PFHxS and PFOS	Sum of PFAS	Perfluorobutane sulfonic acid (PFBS)	Perfluoropentane sulfonic acid (PFPeS)	Perfluoroheptane sulfonic acid (PFHpS)	Perfluorodecane sulfonic acid (PFDS)	Perfluorobutanoic acid (PFBA)	Perfluoropentanoic acid (PFPeA)	Perfluorohexanoic acid (PFHxA)	Perfluoroheptanoic acid (PFHpA)	Perfluorononanoic acid (PFNA)	Perfluorodecanoic acid (PFDA)	Perfluoroundecanoic acid (PFUnDA)	Perfluorododecanoic acid (PFDoDA)	Perfluorotridecanoic acid (PFTrDA)	Perfluorotetradecanoic acid (PFTeDA)	4:2 Fluorotelomer sulfonic acid (4:2 FTS)	6:2 Fluorotelomer sulfonic acid (6:2 FTS)	8:2 Fluorotelomer sulfonic acid (8:2 FTS)	10:2 Fluorotelomer sulfonic acid (10:2 FTS)
					mg/kg	mg/kg	mg/kg	mg/kg	mg/kg	mg/kg	mg/kg	mg/kg	mg/kg	mg/kg	mg/kg	mg/kg	mg/kg	mg/kg	mg/kg	mg/kg	mg/kg	mg/kg	mg/kg	mg/kg	mg/kg	mg/kg	mg/kg
LOR					0.0001	0.0001	0.0001	0.0001	0.0001	0.0001	0.0001	0.0001	0.0002	0.0002	0.0002	0.0001	0.0001	0.0001	0.0002	0.0002	0.0002	0.0002	0.0005	0.0001	0.0001	0.0001	0.0001
Location Code	**Date**	**Field ID**	**Sample Type**	**Lab Report #**																							
SD001	20 Nov 2023	0902_SD001_231120	Normal	ES2341219	0.0901	5.45	0.0637	5.51	18.9	0.0026	0.0036	0.0205	0.165	<0.002	0.0065	0.0165	0.0221	0.396	1.4	3.61	3.75	0.889	0.431	<0.0005	0.0716	2.11	0.291
SD002	20 Nov 2023	0902_SD002_231120	Normal	ES2341219	0.0054	0.184	0.0483	0.232	0.323	0.0032	0.0029	0.0029	0.0034	0.004	0.0085	0.0092	0.0035	0.0038	0.0074	0.0102	0.0127	0.002	0.003	<0.0005	<0.0005	0.0008	<0.0005
SD003	20 Nov 2023	0902_SD003_231120	Normal	ES2341219	0.0041	0.978	0.0339	1.01	1.12	0.002	0.002	0.006	0.014	<0.005	0.0019	0.0039	0.0014	0.0039	0.0092	0.0121	0.0216	0.0055	0.0045	<0.0010	0.0016	0.0034	0.0015
SD005	22 Nov 2023	0902_SD005_231122	Normal	ES2341219	<0.0002	0.0096	0.0006	0.0102	0.0102	<0.0002	<0.0002	<0.0002	<0.0002	<0.001	<0.0002	<0.0002	<0.0002	<0.0002	<0.0002	<0.0002	<0.0002	<0.0002	<0.0005	<0.0005	<0.0005	<0.0005	<0.0005
SD007	22 Nov 2023	0902_SD007_231122	Normal	ES2341219	<0.0002	0.0028	<0.0002	0.0028	0.0028	<0.0002	<0.0002	<0.0002	<0.0002	<0.001	<0.0002	<0.0002	<0.0002	<0.0002	<0.0002	<0.0002	<0.0002	<0.0002	<0.0005	<0.0005	<0.0005	<0.0005	<0.0005
SD008	22 Nov 2023	0902_SD008_231122	Normal	ES2341219	0.0003	0.0361	0.0032	0.0393	0.0432	<0.0002	<0.0002	0.0002	0.0007	0.001	<0.0002	0.0006	0.0002	<0.0002	0.0002	0.0002	0.0002	<0.0002	<0.0005	<0.0005	<0.0005	<0.0005	<0.0005
SD009	22 Nov 2023	0902_SD009_231122	Normal	ES2341219	0.0014	0.155	0.0084	0.163	0.208	0.0004	0.0004	0.001	0.0054	0.002	0.0035	0.0026	0.001	0.0007	0.0011	0.0016	0.0063	0.0042	0.005	<0.0005	0.0029	0.0008	0.0013
SD011	22 Nov 2023	0902_QC104_231122	Field_D	ES2341219	<0.0002	0.0084	0.0008	0.0092	0.0102	<0.0002	<0.0002	<0.0002	0.0006	<0.001	<0.0002	<0.0002	<0.0002	<0.0002	<0.0002	<0.0002	0.0004	<0.0002	<0.0005	<0.0005	<0.0005	<0.0005	<0.0005
SD011	22 Nov 2023	0902_QC204_231122	Interlab_D	338730	0.0001	0.012	0.0012	0.013	0.016	<0.0001	0.0001	0.0001	0.0007	<0.0002	<0.0002	0.0001	<0.0001	<0.0001	<0.0005	<0.0005	0.0007	<0.0005	<0.005	<0.0001	0.0002	<0.0002	<0.0002
SD011	22 Nov 2023	0902_SD011_231122	Normal	ES2341219	0.0003	0.0378	0.0022	0.04	0.0484	<0.0002	<0.0002	0.0002	0.0021	<0.001	<0.0002	0.0004	<0.0002	<0.0002	0.0003	0.0006	0.0021	0.0006	0.0005	<0.0005	0.0009	<0.0005	<0.0005
SD013	22 Nov 2023	0902_SD013_231122	Normal	ES2341219	0.0002	0.0124	0.0041	0.0165	0.018	0.0004	0.0003	<0.0002	<0.0002	<0.001	<0.0002	0.0006	<0.0002	<0.0002	<0.0002	<0.0002	<0.0002	<0.0002	<0.0005	<0.0005	<0.0005	<0.0005	<0.0005
SD014	22 Nov 2023	0902_SD014_231122	Normal	ES2341219	0.0004	0.0277	0.0047	0.0324	0.0355	0.0002	0.0003	0.0003	0.0002	<0.001	<0.0002	0.001	<0.0002	<0.0002	0.0002	0.0002	0.0003	<0.0002	<0.0005	<0.0005	<0.0005	<0.0005	<0.0005
SD015	24 Nov 2023	0902_SD015_231124	Normal	ES2341219	<0.0002	0.0058	0.0004	0.0062	0.0062	<0.0002	<0.0002	<0.0002	<0.0002	<0.001	<0.0002	<0.0002	<0.0002	<0.0002	<0.0002	<0.0002	<0.0002	<0.0002	<0.0005	<0.0005	<0.0005	<0.0005	<0.0005
SD016	23 Nov 2023	0902_SD016_231123	Normal	ES2341219	<0.0002	0.0079	0.0006	0.0085	0.0085	<0.0002	<0.0002	<0.0002	<0.0002	<0.001	<0.0002	<0.0002	<0.0002	<0.0002	<0.0002	<0.0002	<0.0002	<0.0002	<0.0005	<0.0005	<0.0005	<0.0005	<0.0005
SD018	27 Nov 2023	0902_SD018_231127	Normal	ES2341219	<0.0002	0.0013	<0.0002	0.0013	0.0013	<0.0002	<0.0002	<0.0002	<0.0002	<0.001	<0.0002	<0.0002	<0.0002	<0.0002	<0.0002	<0.0002	<0.0002	<0.0002	<0.0005	<0.0005	<0.0005	<0.0005	<0.0005
SD019	27 Nov 2023	0902_SD019_231127	Normal	ES2341219	<0.0002	0.0012	<0.0002	0.0012	0.0012	<0.0002	<0.0002	<0.0002	<0.0002	<0.001	<0.0002	<0.0002	<0.0002	<0.0002	<0.0002	<0.0002	<0.0002	<0.0002	<0.0005	<0.0005	<0.0005	<0.0005	<0.0005
SD020	27 Nov 2023	0902_SD020_231127	Normal	ES2341219	<0.0002	0.0012	<0.0002	0.0012	0.0012	<0.0002	<0.0002	<0.0002	<0.0002	<0.001	<0.0002	<0.0002	<0.0002	<0.0002	<0.0002	<0.0002	<0.0002	<0.0002	<0.0005	<0.0005	<0.0005	<0.0005	<0.0005
SD022	24 Nov 2023	0902_QC110_231124	Field_D	ES2341219	<0.0002	0.0004	<0.0002	0.0004	0.0004	<0.0002	<0.0002	<0.0002	<0.0002	<0.001	<0.0002	<0.0002	<0.0002	<0.0002	<0.0002	<0.0002	<0.0002	<0.0002	<0.0005	<0.0005	<0.0005	<0.0005	<0.0005
SD022	24 Nov 2023	0902_QC210_231124	Interlab_D	338730	<0.0001	0.0008	<0.0001	0.0008	0.001	<0.0001	<0.0001	<0.0001	0.0002	<0.0002	<0.0002	<0.0001	<0.0001	<0.0001	<0.0005	<0.0005	<0.0005	<0.0005	<0.005	<0.0001	<0.0001	<0.0002	<0.0002
SD022	24 Nov 2023	0902_SD022_231124	Normal	ES2341219	<0.0002	0.0007	<0.0002	0.0007	0.0007	<0.0002	<0.0002	<0.0002	<0.0002	<0.001	<0.0002	<0.0002	<0.0002	<0.0002	<0.0002	<0.0002	<0.0002	<0.0002	<0.0005	<0.0005	<0.0005	<0.0005	<0.0005
SD023	24 Nov 2023	0902_SD023_231124	Normal	ES2341219	<0.0002	0.0089	0.0006	0.0095	0.0098	<0.0002	<0.0002	<0.0002	0.0003	<0.001	<0.0002	<0.0002	<0.0002	<0.0002	<0.0002	<0.0002	<0.0002	<0.0002	<0.0005	<0.0005	<0.0005	<0.0005	<0.0005
SD024	27 Nov 2023	0902_SD024_231127	Normal	ES2341219	<0.0002	<0.0002	<0.0002	<0.0002	<0.0002	<0.0002	<0.0002	<0.0002	<0.0002	<0.001	<0.0002	<0.0002	<0.0002	<0.0002	<0.0002	<0.0002	<0.0002	<0.0002	<0.0005	<0.0005	<0.0005	<0.0005	<0.0005
SD030	27 Nov 2023	0902_QC112_231127	Field_D	ES2341219	<0.0002	<0.0002	<0.0002	<0.0002	<0.0002	<0.0002	<0.0002	<0.0002	<0.0002	<0.001	<0.0002	<0.0002	<0.0002	<0.0002	<0.0002	<0.0002	<0.0002	<0.0002	<0.0005	<0.0005	<0.0005	<0.0005	<0.0005
SD030	27 Nov 2023	0902_QC212_231127	Interlab_D	338730	<0.0001	<0.0001	<0.0001	<0.0001	<0.0001	<0.0001	<0.0001	<0.0001	<0.0002	<0.0002	<0.0002	<0.0001	<0.0001	<0.0001	<0.0005	<0.0005	<0.0005	<0.0005	<0.005	<0.0001	<0.0001	<0.0002	<0.0002
SD030	27 Nov 2023	0902_SD030_231127	Normal	ES2341219	<0.0002	<0.0002	<0.0002	<0.0002	<0.0002	<0.0002	<0.0002	<0.0002	<0.0002	<0.001	<0.0002	<0.0002	<0.0002	<0.0002	<0.0002	<0.0002	<0.0002	<0.0002	<0.0005	<0.0005	<0.0005	<0.0005	<0.0005
SD035	27 Nov 2023	0902_SD035_231127	Normal	ES2341219	<0.0002	0.0007	<0.0002	0.0007	0.0007	<0.0002	<0.0002	<0.0002	<0.0002	<0.001	<0.0002	<0.0002	<0.0002	<0.0002	<0.0002	<0.0002	<0.0002	<0.0002	<0.0005	<0.0005	<0.0005	<0.0005	<0.0005
SD081	23 Nov 2023	0902_SD081_231123	Normal	ES2341219	<0.0002	0.0005	<0.0002	0.0005	0.0005	<0.0002	<0.0002	<0.0002	<0.0002	<0.001	<0.0002	<0.0002	<0.0002	<0.0002	<0.0002	<0.0002	<0.0002	<0.0002	<0.0005	<0.0005	<0.0005	<0.0005	<0.0005

Notes

LOR	Limit of Reporting
Normal	Primary sample
Field_D	Intra-laboratory duplicate sample
Interlab_D	Inter-laboratory duplicate sample
	Denotes first-time detection above LOR

					PFAS - Perfluoroalkyl Sulfonamides						
					Perfluorooctane sulfonamide (FOSA)	N-Methyl perfluorooctane sulfonamide (MeFOSA)	N-Methyl perfluorooctane sulfonamidoacetic acid (MeFOSAA)	N-methyl perfluorooctane sulfonamidoethanol (MeFOSE)	N-Ethyl perfluorooctane sulfonamide (EtFOSA)	N-Ethyl perfluorooctane sulfonamidoacetic acid (EtFOSAA)	N-Ethyl perfluorooctane sulfonamidoethanol (EtFOSE)
					mg/kg	mg/kg	mg/kg	mg/kg	mg/kg	mg/kg	mg/kg
LOR					0.0002	0.0005	0.0002	0.0005	0.0005	0.0002	0.0005
Location Code	**Date**	**Field ID**	**Sample Type**	**Lab Report #**							
SD001	20 Nov 2023	0902_SD001_231120	Normal	ES2341219	0.0848	<0.0012	<0.0005	<0.0012	<0.0012	<0.0005	<0.0012
SD002	20 Nov 2023	0902_SD002_231120	Normal	ES2341219	0.0076	<0.0005	<0.0002	<0.0005	<0.0005	0.0003	<0.0005
SD003	20 Nov 2023	0902_SD003_231120	Normal	ES2341219	0.0153	<0.0025	<0.0010	<0.0025	<0.0025	<0.0010	<0.0025
SD005	22 Nov 2023	0902_SD005_231122	Normal	ES2341219	<0.0002	<0.0005	<0.0002	<0.0005	<0.0005	<0.0002	<0.0005
SD007	22 Nov 2023	0902_SD007_231122	Normal	ES2341219	<0.0002	<0.0005	<0.0002	<0.0005	<0.0005	<0.0002	<0.0005
SD008	22 Nov 2023	0902_SD008_231122	Normal	ES2341219	0.0003	<0.0005	<0.0002	<0.0005	<0.0005	<0.0002	<0.0005
SD009	22 Nov 2023	0902_SD009_231122	Normal	ES2341219	0.0032	<0.0005	<0.0002	<0.0005	<0.0005	<0.0002	<0.0005
SD011	22 Nov 2023	0902_QC104_231122	Field_D	ES2341219	<0.0002	<0.0005	<0.0002	<0.0005	<0.0005	<0.0002	<0.0005
SD011	22 Nov 2023	0902_QC204_231122	Interlab_D	338730	<0.001	<0.001	<0.0002	<0.001	<0.001	<0.0002	<0.005
SD011	22 Nov 2023	0902_SD011_231122	Normal	ES2341219	0.0004	<0.0005	<0.0002	<0.0005	<0.0005	<0.0002	<0.0005
SD013	22 Nov 2023	0902_SD013_231122	Normal	ES2341219	<0.0002	<0.0005	<0.0002	<0.0005	<0.0005	<0.0002	<0.0005
SD014	22 Nov 2023	0902_SD014_231122	Normal	ES2341219	<0.0002	<0.0005	<0.0002	<0.0005	<0.0005	<0.0002	<0.0005
SD015	24 Nov 2023	0902_SD015_231124	Normal	ES2341219	<0.0002	<0.0005	<0.0002	<0.0005	<0.0005	<0.0002	<0.0005
SD016	23 Nov 2023	0902_SD016_231123	Normal	ES2341219	<0.0002	<0.0005	<0.0002	<0.0005	<0.0005	<0.0002	<0.0005
SD018	27 Nov 2023	0902_SD018_231127	Normal	ES2341219	<0.0002	<0.0005	<0.0002	<0.0005	<0.0005	<0.0002	<0.0005
SD019	27 Nov 2023	0902_SD019_231127	Normal	ES2341219	<0.0002	<0.0005	<0.0002	<0.0005	<0.0005	<0.0002	<0.0005
SD020	27 Nov 2023	0902_SD020_231127	Normal	ES2341219	<0.0002	<0.0005	<0.0002	<0.0005	<0.0005	<0.0002	<0.0005
SD022	24 Nov 2023	0902_QC110_231124	Field_D	ES2341219	<0.0002	<0.0005	<0.0002	<0.0005	<0.0005	<0.0002	<0.0005
SD022	24 Nov 2023	0902_QC210_231124	Interlab_D	338730	<0.001	<0.001	<0.0002	<0.001	<0.001	<0.0002	<0.005
SD022	24 Nov 2023	0902_SD022_231124	Normal	ES2341219	<0.0002	<0.0005	<0.0002	<0.0005	<0.0005	<0.0002	<0.0005
SD023	24 Nov 2023	0902_SD023_231124	Normal	ES2341219	<0.0002	<0.0005	<0.0002	<0.0005	<0.0005	<0.0002	<0.0005
SD024	27 Nov 2023	0902_SD024_231127	Normal	ES2341219	<0.0002	<0.0005	<0.0002	<0.0005	<0.0005	<0.0002	<0.0005
SD030	27 Nov 2023	0902_QC112_231127	Field_D	ES2341219	<0.0002	<0.0005	<0.0002	<0.0005	<0.0005	<0.0002	<0.0005
SD030	27 Nov 2023	0902_QC212_231127	Interlab_D	338730	<0.001	<0.001	<0.0002	<0.001	<0.001	<0.0002	<0.005
SD030	27 Nov 2023	0902_SD030_231127	Normal	ES2341219	<0.0002	<0.0005	<0.0002	<0.0005	<0.0005	<0.0002	<0.0005
SD035	27 Nov 2023	0902_SD035_231127	Normal	ES2341219	<0.0002	<0.0005	<0.0002	<0.0005	<0.0005	<0.0002	<0.0005
SD081	23 Nov 2023	0902_SD081_231123	Normal	ES2341219	<0.0002	<0.0005	<0.0002	<0.0005	<0.0005	<0.0002	<0.0005

Notes

LOR	Limit of Reporting
Normal	Primary sample
Field_D	Intra-laboratory duplicate sample
Interlab_D	Inter-laboratory duplicate sample
	Denotes first-time detection above LOR

Table T8 - Historical Groundwater Analytical Results

					PFAS					PFAS - Perfluoroalkyl Sulfonic Acids				PFAS - Perfluoroalkyl Carboxylic Acids										PFAS - (n:2) Fluorotelomer Sulfonic Acids				PFAS - Perfluoroalkyl Sulfonamides						
					Perfluorooctanoic acid (PFOA)	Perfluorooctane sulfonic acid (PFOS)	Perfluorohexane sulfonic acid (PFHxS)	Sum of PFHxS and PFOS	Sum of PFAS	Perfluorobutane sulfonic acid (PFBS)	Perfluoropentane sulfonic acid (PFPeS)	Perfluoroheptane sulfonic acid (PFHpS)	Perfluorodecane sulfonic acid (PFDS)	Perfluorobutanoic acid (PFBA)	Perfluoropentanoic acid (PFPeA)	Perfluorohexanoic acid (PFHxA)	Perfluoroheptanoic acid (PFHpA)	Perfluorononanoic acid (PFNA)	Perfluorodecanoic acid (PFDA)	Perfluoroundecanoic acid (PFUnDA)	Perfluorododecanoic acid (PFDoDA)	Perfluorotridecanoic acid (PFTrDA)	Perfluorotetradecanoic acid (PFTeDA)	4:2 Fluorotelomer sulfonic acid (4:2 FTS)	6:2 Fluorotelomer sulfonic acid (6:2 FTS)	8:2 Fluorotelomer sulfonic acid (8:2 FTS)	10:2 Fluorotelomer sulfonic acid (10:2 FTS)	Perfluorooctane sulfonamide (FOSA)	N-Methyl perfluorooctane sulfonamide (MeFOSA)	N-Methyl perfluorooctane sulfonamidoacetic acid (MeFOSAA)	N-methyl perfluorooctane sulfonamidoethanol (MeFOSE)	N-Ethyl perfluorooctane sulfonamide (EtFOSA)	N-Ethyl perfluorooctane sulfonamidoacetic acid (EtFOSAA)	N-Ethyl perfluorooctane sulfonamidoethanol (EtFOSE)
					µg/L	µg/L	µg/L	µg/L	µg/L	µg/L	µg/L	µg/L	µg/L	µg/L	µg/L	µg/L	µg/L	µg/L	µg/L	µg/L	µg/L	µg/L	µg/L	µg/L	µg/L	µg/L	µg/L	µg/L	µg/L	µg/L	µg/L	µg/L	µg/L
LOR					0.001	0.001	0.001	0.001	0.001	0.001	0.001	0.001	0.002	0.002	0.002	0.001	0.001	0.001	0.002	0.002	0.005	0.01	0.02	0.001	0.001	0.002	0.002	0.01	0.02	0.002	0.05	0.02	0.002	0.05
PFAS NEMP 2020 Drinking Water					**0.56**			**0.07**																										
PFAS NEMP 2020 Freshwater 99%					*19*	*0.00023*																												
Location Code	**Date**	**Field ID**	**Sample Type**	**Project ID**																														
MW001	03 Jul 2017	0902_MW01_030717	Normal	NSW_0902_PFAS	<0.01	<0.01	0.11	**0.11**	0.17	0.04	0.02	<0.02	<0.02	<0.1	<0.02	<0.02	<0.02	<0.02	<0.02	<0.02	<0.02	<0.02	<0.05	<0.05	<0.05	<0.05	<0.05	<0.02	<0.05	<0.02	<0.05	<0.05	<0.02	<0.05
MW001	08 Nov 2019	0902_MW001_191108	Normal	NSW_0902_PFASOMP	<0.01	<0.01	0.1	**0.1**	0.16	0.03	0.03	<0.02	<0.02	<0.1	<0.02	<0.02	<0.02	<0.02	<0.02	<0.02	<0.02	<0.02	<0.05	<0.05	<0.05	<0.05	<0.05	<0.02	<0.05	<0.02	<0.05	<0.05	<0.02	<0.05
MW001	14 May 2020	0902_MW001_200514	Normal	NSW_0902_PFASOMP	<0.01	<0.01	0.13	**0.13**	0.18	0.03	0.02	<0.02	<0.02	<0.1	<0.02	<0.02	<0.02	<0.02	<0.02	<0.02	<0.02	<0.02	<0.05	<0.05	<0.05	<0.05	<0.05	<0.02	<0.05	<0.02	<0.05	<0.05	<0.02	<0.05
MW001	12 Nov 2020	0902_MW001_201112	Normal	NSW_0902_PFASOMP	<0.01	<0.01	0.11	**0.11**	0.14	0.03	<0.02	<0.02	<0.02	<0.1	<0.02	<0.02	<0.02	<0.02	<0.02	<0.02	<0.02	<0.02	<0.05	<0.05	<0.05	<0.05	<0.05	<0.02	<0.05	<0.02	<0.05	<0.05	<0.02	<0.05
MW001	12 Nov 2020	0902_QC106_201112	Field_D	NSW_0902_PFASOMP	<0.01	<0.01	0.09	**0.09**	0.13	0.02	0.02	<0.02	<0.02	<0.1	<0.02	<0.02	<0.02	<0.02	<0.02	<0.02	<0.02	<0.02	<0.05	<0.05	<0.05	<0.05	<0.05	<0.02	<0.05	<0.02	<0.05	<0.05	<0.02	<0.05
MW001	06 May 2021	0902_MW001_210506	Normal	NSW_0902_PFASOMP	<0.01	<0.01	0.12	**0.12**	0.19	0.04	0.03	<0.02	<0.02	<0.10	<0.02	<0.02	<0.02	<0.02	<0.02	<0.02	<0.02	<0.02	<0.05	<0.05	<0.05	<0.05	<0.05	<0.02	<0.05	<0.02	<0.05	<0.05	<0.02	<0.05
MW001	29 Nov 2021	0902_MW001_211129	Normal	NSW_0902_PFASOMP	<0.01	<0.01	0.12	**0.12**	0.17	0.03	0.02	<0.02	<0.02	<0.1	<0.02	<0.02	<0.02	<0.02	<0.02	<0.02	<0.02	<0.02	<0.05	<0.05	<0.05	<0.05	<0.05	<0.02	<0.05	<0.02	<0.05	<0.05	<0.02	<0.05
MW001	29 Nov 2021	0902_QC112_211129	Field_D	NSW_0902_PFASOMP	<0.01	<0.01	0.14	**0.14**	0.21	0.04	0.03	<0.02	<0.02	<0.1	<0.02	<0.02	<0.02	<0.02	<0.02	<0.02	<0.02	<0.02	<0.05	<0.05	<0.05	<0.05	<0.05	<0.02	<0.05	<0.02	<0.05	<0.05	<0.02	<0.05
MW001	26 May 2022	0902_MW001_220526	Normal	NSW_0902_PFASOMP	<0.01	<0.01	0.12	**0.12**	0.14	<0.02	0.02	<0.02	<0.02	<0.1	<0.02	<0.02	<0.02	<0.02	<0.02	<0.02	<0.02	<0.02	<0.05	<0.05	<0.05	<0.05	<0.05	<0.02	<0.05	<0.02	<0.05	<0.05	<0.02	<0.05
MW001	11 Nov 2022	0902_MW001_221111	Normal	NSW_0902_PFASOMP	<0.01	<0.01	0.1	**0.1**	0.1	<0.02	<0.02	<0.02	<0.02	<0.1	<0.02	<0.02	<0.02	<0.02	<0.02	<0.02	<0.02	<0.02	<0.05	<0.05	<0.05	<0.05	<0.05	<0.02	<0.05	<0.02	<0.05	<0.05	<0.02	<0.05
MW001	11 May 2023	0902_MW001_230511	Normal	NSW_0902_PFASOMP_23	<0.01	<0.01	0.1	**0.1**	0.13	0.03	<0.02	<0.02	<0.02	<0.1	<0.02	<0.02	<0.02	<0.02	<0.02	<0.02	<0.02	<0.02	<0.05	<0.05	<0.05	<0.05	<0.05	<0.02	<0.05	<0.02	<0.05	<0.05	<0.02	<0.05
MW001	22 Nov 2023	0902_MW001_231122	Normal	NSW_0902_PFASOMP_23	<0.01	<0.01	0.1	**0.1**	0.14	0.02	0.02	<0.02	<0.02	<0.1	<0.02	<0.02	<0.02	<0.02	<0.02	<0.02	<0.02	<0.02	<0.05	<0.05	<0.05	<0.05	<0.05	<0.02	<0.05	<0.02	<0.05	<0.05	<0.02	<0.05
MW002	03 Jul 2017	0902_MW02_030717	Normal	NSW_0902_PFAS	<0.01	<0.01	<0.02	<0.01	<0.01	<0.02	<0.02	<0.02	<0.02	<0.1	<0.02	<0.02	<0.02	<0.02	<0.02	<0.02	<0.02	<0.02	<0.05	<0.05	<0.05	<0.05	<0.05	<0.02	<0.05	<0.02	<0.05	<0.05	<0.02	<0.05
MW002	08 Nov 2019	0902_MW002_191108	Normal	NSW_0902_PFASOMP	<0.01	<0.01	<0.02	<0.01	<0.01	<0.02	<0.02	<0.02	<0.02	<0.1	<0.02	<0.02	<0.02	<0.02	<0.02	<0.02	<0.02	<0.02	<0.05	<0.05	<0.05	<0.05	<0.05	<0.02	<0.05	<0.02	<0.05	<0.05	<0.02	<0.05
MW002	14 May 2020	0902_MW002_200514	Normal	NSW_0902_PFASOMP	<0.01	<0.01	<0.02	<0.01	<0.01	<0.02	<0.02	<0.02	<0.02	<0.1	<0.02	<0.02	<0.02	<0.02	<0.02	<0.02	<0.02	<0.02	<0.05	<0.05	<0.05	<0.05	<0.05	<0.02	<0.05	<0.02	<0.05	<0.05	<0.02	<0.05
MW002	14 May 2020	0902_QC205_200514	Interlab_D	NSW_0902_PFASOMP	<0.01	<0.02	<0.01	<0.01	-	<0.01	<0.01	<0.01	<0.01	0.16	<0.02	<0.01	<0.01	<0.01	<0.01	<0.01	<0.02	<0.02	<0.01	<0.01	<0.01	<0.01	<0.01	<0.02	<0.01	<0.05	<0.02	<0.01	<0.02	<0.05
MW002	12 Nov 2020	0902_MW002_201112	Normal	NSW_0902_PFASOMP	<0.01	<0.01	<0.02	<0.01	<0.01	<0.02	<0.02	<0.02	<0.02	<0.1	<0.02	<0.02	<0.02	<0.02	<0.02	<0.02	<0.02	<0.02	<0.05	<0.05	<0.05	<0.05	<0.05	<0.02	<0.05	<0.02	<0.05	<0.05	<0.02	<0.05
MW002	12 Nov 2020	0902_QC203_201112	Interlab_D	NSW_0902_PFASOMP	<0.01	<0.02	<0.01	<0.01	-	<0.01	<0.01	<0.01	<0.01	<0.05	<0.02	<0.01	<0.01	<0.01	<0.01	<0.01	<0.02	<0.02	<0.01	<0.01	<0.01	<0.01	<0.01	<0.02	<0.01	<0.05	<0.02	<0.01	<0.02	<0.05
MW002	06 May 2021	0902_MW002_210506	Normal	NSW_0902_PFASOMP	<0.01	<0.01	<0.02	<0.01	<0.01	<0.02	<0.02	<0.02	<0.02	<0.10	<0.02	<0.02	<0.02	<0.02	<0.02	<0.02	<0.02	<0.02	<0.05	<0.05	<0.05	<0.05	<0.05	<0.02	<0.05	<0.02	<0.05	<0.05	<0.02	<0.05
MW002	29 Nov 2021	0902_MW002_211129	Normal	NSW_0902_PFASOMP	<0.01	<0.01	<0.01	<0.01	<0.01	<0.02	<0.02	<0.02	<0.02	<0.1	<0.02	<0.02	<0.02	<0.02	<0.02	<0.02	<0.02	<0.02	<0.05	<0.05	<0.05	<0.05	<0.05	<0.02	<0.05	<0.02	<0.05	<0.05	<0.02	<0.05
MW002	29 Nov 2021	0902_QC212_211129	Interlab_D	NSW_0902_PFASOMP	<0.01	<0.01	<0.01	<0.01	<0.01	<0.01	<0.01	<0.01	<0.02	<0.02	<0.02	<0.01	<0.01	<0.01	<0.02	<0.02	<0.05	<0.1	<0.5	<0.01	<0.01	<0.02	<0.02	<0.1	<0.05	<0.02	<0.05	<0.1	<0.02	<0.5
MW002	26 May 2022	0902_MW002_220526	Normal	NSW_0902_PFASOMP	<0.01	<0.01	<0.01	<0.01	<0.01	<0.02	<0.02	<0.02	<0.02	<0.1	<0.02	<0.02	<0.02	<0.02	<0.02	<0.02	<0.02	<0.02	<0.05	<0.05	<0.05	<0.05	<0.05	<0.02	<0.05	<0.02	<0.05	<0.05	<0.02	<0.05
MW002	11 Nov 2022	0902_MW002_221111	Normal	NSW_0902_PFASOMP	<0.01	<0.01	<0.01	<0.01	<0.01	<0.02	<0.02	<0.02	<0.02	<0.1	<0.02	<0.02	<0.02	<0.02	<0.02	<0.02	<0.02	<0.02	<0.05	<0.05	<0.05	<0.05	<0.05	<0.02	<0.05	<0.02	<0.05	<0.05	<0.02	<0.05
MW002	11 May 2023	0902_MW002_230511	Normal	NSW_0902_PFASOMP_23	<0.01	<0.01	<0.01	<0.01	<0.01	<0.02	<0.02	<0.02	<0.02	<0.1	<0.02	<0.02	<0.02	<0.02	<0.02	<0.02	<0.02	<0.02	<0.05	<0.05	<0.05	<0.05	<0.05	<0.02	<0.05	<0.02	<0.05	<0.05	<0.02	<0.05
MW002	22 Nov 2023	0902_MW002_231122	Normal	NSW_0902_PFASOMP_23	<0.01	<0.01	<0.01	<0.01	<0.01	<0.02	<0.02	<0.02	<0.02	<0.1	<0.02	<0.02	<0.02	<0.02	<0.02	<0.02	<0.02	<0.02	<0.05	<0.05	<0.05	<0.05	<0.05	<0.02	<0.05	<0.02	<0.05	<0.05	<0.02	<0.05
MW004	07 Jul 2017	0902_MW04_070717	Normal	NSW_0902_PFAS	<0.01	<0.01	<0.02	<0.01	<0.01	<0.02	<0.02	<0.02	<0.02	<0.1	<0.02	<0.02	<0.02	<0.02	<0.02	<0.02	<0.02	<0.02	<0.05	<0.05	<0.05	<0.05	<0.05	<0.02	<0.05	<0.02	<0.05	<0.05	<0.02	<0.05
MW004	25 Nov 2021	0902_MW004_211125	Normal	NSW_0902_PFASOMP	<0.01	<0.01	<0.01	<0.01	<0.01	<0.02	<0.02	<0.02	<0.02	<0.1	<0.02	<0.02	<0.02	<0.02	<0.02	<0.02	<0.02	<0.02	<0.05	<0.05	<0.05	<0.05	<0.05	<0.02	<0.05	<0.02	<0.05	<0.05	<0.02	<0.05
MW004	26 May 2022	0902_MW004_220526	Normal	NSW_0902_PFASOMP	<0.01	<0.01	<0.01	<0.01	<0.01	<0.02	<0.02	<0.02	<0.02	<0.1	<0.02	<0.02	<0.02	<0.02	<0.02	<0.02	<0.02	<0.02	<0.05	<0.05	<0.05	<0.05	<0.05	<0.02	<0.05	<0.02	<0.05	<0.05	<0.02	<0.05
MW004	11 Nov 2022	0902_MW004_221111	Normal	NSW_0902_PFASOMP	<0.01	<0.01	<0.01	<0.01	<0.01	<0.02	<0.02	<0.02	<0.02	<0.1	<0.02	<0.02	<0.02	<0.02	<0.02	<0.02	<0.02	<0.02	<0.05	<0.05	<0.05	<0.05	<0.05	<0.02	<0.05	<0.02	<0.05	<0.05	<0.02	<0.05
MW004	11 May 2023	0902_MW004_230511	Normal	NSW_0902_PFASOMP_23	<0.01	<0.01	<0.01	<0.01	<0.01	<0.02	<0.02	<0.02	<0.02	<0.1	<0.02	<0.02	<0.02	<0.02	<0.02	<0.02	<0.02	<0.02	<0.05	<0.05	<0.05	<0.05	<0.05	<0.02	<0.05	<0.02	<0.05	<0.05	<0.02	<0.05
MW004	22 Nov 2023	0902_MW004_231122	Normal	NSW_0902_PFASOMP_23	<0.01	<0.01	<0.01	<0.01	<0.01	<0.02	<0.02	<0.02	<0.02	<0.1	<0.02	<0.02	<0.02	<0.02	<0.02	<0.02	<0.02	<0.02	<0.05	<0.05	<0.05	<0.05	<0.05	<0.02	<0.05	<0.02	<0.05	<0.05	<0.02	<0.05
MW005	07 Jul 2017	0902_MW05_070717	Normal	NSW_0902_PFAS	0.18	*2.37*	6.76	**9.13**	11.5	0.62	0.53	0.17	<0.02	0.2	0.1	0.45	0.08	<0.02	<0.02	<0.02	<0.02	<0.02	<0.05	<0.05	<0.05	<0.05	<0.05	<0.02	<0.05	<0.02	<0.05	<0.05	<0.02	<0.05
MW005	08 Nov 2019	0902_MW005_191108	Normal	NSW_0902_PFASOMP	<0.05	*0.18*	0.58	**0.76**	0.87	0.06	0.05	<0.05	<0.05	<0.2	<0.05	<0.05	<0.05	<0.05	<0.05	<0.05	<0.05	<0.05	<0.12	<0.05	<0.05	<0.05	<0.05	<0.05	<0.12	<0.05	<0.12	<0.12	<0.05	<0.12
MW005	13 May 2020	0902_MW005_200513	Normal	NSW_0902_PFASOMP	<0.01	*0.12*	0.38	**0.5**	0.56	0.03	0.03	<0.02	<0.02	<0.1	<0.02	<0.02	<0.02	<0.02	<0.02	<0.02	<0.02	<0.02	<0.05	<0.05	<0.05	<0.05	<0.05	<0.02	<0.05	<0.02	<0.05	<0.05	<0.02	<0.05
MW005	14 May 2020	0902_QC203_200514	Interlab_D	NSW_0902_PFASOMP	<0.01	*0.055*	0.18	**0.235**	-	0.014	0.013	<0.01	<0.01	<0.05	<0.02	<0.01	<0.01	<0.01	<0.01	<0.01	<0.02	<0.02	<0.01	<0.01	<0.01	<0.01	<0.01	<0.02	<0.01	<0.05	<0.02	<0.01	<0.02	<0.05
MW005	12 Nov 2020	0902_MW005_201112	Normal	NSW_0902_PFASOMP	<0.01	*0.13*	0.44	**0.57**	0.62	0.03	0.02	<0.02	<0.02	<0.1	<0.02	<0.02	<0.02	<0.02	<0.02	<0.02	<0.02	<0.02	<0.05	<0.05	<0.05	<0.05	<0.05	<0.02	<0.05	<0.02	<0.05	<0.05	<0.02	<0.05
MW005	12 Nov 2020	0902_QC103_201112	Field_D	NSW_0902_PFASOMP	<0.01	*0.13*	0.33	**0.46**	0.53	0.04	0.03	<0.02	<0.02	<0.1	<0.02	<0.02	<0.02	<0.02	<0.02	<0.02	<0.02	<0.02	<0.05	<0.05	<0.05	<0.05	<0.05	<0.02	<0.05	<0.02	<0.05	<0.05	<0.02	<0.05
MW005	06 May 2021	0902_MW005_210506	Normal	NSW_0902_PFASOMP	<0.01	*0.04*	0.1	**0.14**	0.14	<0.02	<0.02	<0.02	<0.02	<0.1	<0.02	<0.02	<0.02	<0.02	<0.02	<0.02	<0.02	<0.02	<0.05	<0.05	<0.05	<0.05	<0.05	<0.02	<0.05	<0.02	<0.05	<0.05	<0.02	<0.05
MW005	25 Nov 2021	0902_MW005_211125	Normal	NSW_0902_PFASOMP	<0.01	*0.04*	0.08	**0.12**	0.12	<0.02	<0.02	<0.02	<0.02	<0.1	<0.02	<0.02	<0.02	<0.02	<0.02	<0.02	<0.02	<0.02	<0.05	<0.05	<0.05	<0.05	<0.05	<0.02	<0.05	<0.02	<0.05	<0.05	<0.02	<0.05
MW005	26 May 2022	0902_MW005_220526	Normal	NSW_0902_PFASOMP	<0.01	*0.1*	0.04	**0.14**	0.14	<0.02	<0.02	<0.02	<0.02	<0.1	<0.02	<0.02	<0.02	<0.02	<0.02	<0.02	<0.02	<0.02	<0.05	<0.05	<0.05	<0.05	<0.05	<0.02	<0.05	<0.02	<0.05	<0.05	<0.02	<0.05
MW005	11 Nov 2022	0902_MW005_221111	Normal	NSW_0902_PFASOMP	<0.01	*0.03*	0.05	**0.08**	0.08	<0.02	<0.02	<0.02	<0.02	<0.1	<0.02	<0.02	<0.02	<0.02	<0.02	<0.02	<0.02	<0.02	<0.05	<0.05	<0.05	<0.05	<0.05	<0.02	<0.05	<0.02	<0.05	<0.05	<0.02	<0.05
MW005	11 May 2023	0902_MW005_230511	Normal	NSW_0902_PFASOMP_23	<0.01	*0.03*	0.03	0.06	0.06	<0.02	<0.02	<0.02	<0.02	<0.1	<0.02	<0.02	<0.02	<0.02	<0.02	<0.02	<0.02	<0.02	<0.05	<0.05	<0.05	<0.05	<0.05	<0.02	<0.05	<0.02	<0.05	<0.05	<0.02	<0.05
MW005	22 Nov 2023	0902_MW005_231122	Normal	NSW_0902_PFASOMP_23	<0.01	*0.04*	0.02	0.06	0.06	<0.02	<0.02	<0.02	<0.02	<0.1	<0.02	<0.02	<0.02	<0.02	<0.02	<0.02	<0.02	<0.02	<0.05	<0.05	<0.05	<0.05	<0.05	<0.02	<0.05	<0.02	<0.05	<0.05	<0.02	<0.05
MW007	10 Jul 2017	0902_MW07_100717	Normal	NSW_0902_PFAS	<0.01	<0.01	0.16	**0.16**	0.23	0.04	0.03	<0.02	<0.02	<0.1	<0.02	<0.02	<0.02	<0.02	<0.02	<0.02	<0.02	<0.02	<0.05	<0.05	<0.05	<0.05	<0.05	<0.02	<0.05	<0.02	<0.05	<0.05	<0.02	<0.05
MW007	13 Nov 2019	0902-MW007_191113	Normal	NSW_0902_PFASOMP	<0.01	<0.01	0.04	0.04	0.04	<0.02	<0.02	<0.02	<0.02	<0.1	<0.02	<0.02	<0.02	<0.02	<0.02	<0.02	<0.02	<0.02	<0.05	<0.05	<0.05	<0.05	<0.05	<0.02	<0.05	<0.02	<0.05	<0.05	<0.02	<0.05
MW007	11 May 2020	0902_MW007_200511	Normal	NSW_0902_PFASOMP	<0.01	<0.01	0.08	**0.08**	0.08	<0.02	<0.02	<0.02	<0.02	<0.1	<0.02	<0.02	<0.02	<0.02	<0.02	<0.02	<0.02	<0.02	<0.05	<0.05	<0.05	<0.05	<0.05	<0.02	<0.05	<0.02	<0.05	<0.05	<0.02	<0.05
MW007	10 Nov 2020	0902_MW007_201110	Normal	NSW_0902_PFASOMP	<0.01	<0.01	0.03	0.03	0.03	<0.02	<0.02	<0.02	<0.02	<0.1	<0.02	<0.02	<0.02	<0.02	<0.02	<0.02	<0.02	<0.02	<0.05	<0.05	<0.05	<0.05	<0.05	<0.02	<0.05	<0.02	<0.05	<0.05	<0.02	<0.05
MW007	03 May 2021	0902_MW007_210503	Normal	NSW_0902_PFASOMP	<0.01	<0.01	0.09	**0.09**	0.09	<0.02	<0.02	<0.02	<0.02	<0.1	<0.02	<0.02	<0.02	<0.02	<0.02	<0.02	<0.02	<0.02	<0.05	<0.05	<0.05	<0.05	<0.05	<0.02	<0.05	<0.02	<0.05	<0.05	<0.02	<0.05
MW007	03 May 2021	0902_QC100_210503	Field_D	NSW_0902_PFASOMP	<0.01	<0.01	0.1	**0.1**	0.12	0.02	<0.02	<0.02	<0.02	<0.1	<0.02	<0.02	<0.02	<0.02	<0.02	<0.02	<0.02	<0.02	<0.05	<0.05	<0.05	<0.05	<0.05	<0.02	<0.05	<0.02	<0.05	<0.05	<0.02	<0.05
MW007	23 Nov 2021	0902_MW007_211123	Normal	NSW_0902_PFASOMP	<0.01	<0.01	0.05	0.05	0.07	0.02	<0.02	<0.02	<0.02	<0.1	<0.02	<0.02	<0.02	<0.02	<0.02	<0.02	<0.02	<0.02	<0.05	<0.05	<0.05	<0.05	<0.05	<0.02	<0.05	<0.02	<0.05	<0.05	<0.02	<0.05
MW007	25 May 2022	0902_MW007_220525	Normal	NSW_0902_PFASOMP	<0.01	*0.01*	0.07	**0.08**	0.08	<0.02	<0.02	<0.02	<0.02	<0.1	<0.02	<0.02	<0.02	<0.02	<0.02	<0.02	<0.02	<0.02	<0.05	<0.05	<0.05	<0.05	<0.05	<0.02	<0.05	<0.02	<0.05	<0.05	<0.02	<0.05
MW007	02 Nov 2022	0902_MW007_221102	Normal	NSW_0902_PFASOMP	<0.01	<0.01	<0.01	<0.01	<0.01	<0.02	<0.02	<0.02	<0.02	<0.1	<0.02	<0.02	<0.02	<0.02	<0.02	<0.02	<0.02	<0.02	<0.05	<0.05	<0.05	<0.05	<0.05	<0.02	<0.05	<0.02	<0.05	<0.05	<0.02	<0.05
MW007	15 May 2023	0902_MW007_230515	Normal	NSW_0902_PFASOMP_23	<0.01	<0.01	0.03	0.03	0.03	<0.02	<0.02	<0.02	<0.02	<0.1	<0.02	<0.02	<0.02	<0.02	<0.02	<0.02	<0.02	<0.02	<0.05	<0.05	<0.05	<0.05	<0.05	<0.02	<0.05	<0.02	<0.05	<0.05	<0.02	<0.05
MW007	21 Nov 2023	0902_MW007_231121	Normal	NSW_0902_PFASOMP_23	<0.01	*0.04*	0.23	**0.27**	0.37	0.04	0.04	<0.02	<0.02	<0.1	<0.02	0.02	<0.02	<0.02	<0.02	<0.02	<0.02	<0.02	<0.05	<0.05	<0.05	<0.05	<0.05	<0.02	<0.05	<0.02	<0.05	<0.05	<0.02	<0.05
MW008	30 Jun 2017	0902_MW08_300617	Normal	NSW_0902_PFAS	<0.01	<0.01	0.18	**0.18**	0.27	0.05	0.04	<0.02	<0.02	<0.1	<0.02	<0.02	<0.02	<0.02	<0.02	<0.02	<0.02	<0.02	<0.05	<0.05	<0.05	<0.05	<0.05	<0.02	<0.05	<0.02	<0.05	<0.05	<0.02	<0.05
MW008	14 Nov 2019	0902_MW008_191114	Normal	NSW_0902_PFASOMP	<0.01	<0.01	0.16	**0.16**	0.43	0.11	0.08	<0.02	<0.02	<0.1	<0.02	0.08	<0.02	<0.02	<0.02	<0.02	<0.02	<0.02	<0.05	<0.05	<0.05	<0.05	<0.05	<0.02	<0.05	<0.02	<0.05	<0.05	<0.02	<0.05
MW008	11 May 2020	0902_MW008_200511	Normal	NSW_0902_PFASOMP	<0.01	<0.01	0.3	**0.3**	0.96	0.11	0.09	<0.02	<0.02	0.4	<0.02	0.06	<0.02	<0.02	<0.02	<0.02	<0.02	<0.02	<0.05	<0.05	<0.05	<0.05	<0.05	<0.02	<0.05	<0.02	<0.05	<0.05	<0.02	<0.05

Table T8 - Historical Groundwater Analytical Results

					PFAS					PFAS - Perfluoroalkyl Sulfonic Acids				PFAS - Perfluoroalkyl Carboxylic Acids										PFAS - (n:2) Fluorotelomer Sulfonic Acids				PFAS - Perfluoroalkyl Sulfonamides						
					Perfluorooctanoic acid (PFOA)	Perfluorooctane sulfonic acid (PFOS)	Perfluorohexane sulfonic acid (PFHxS)	Sum of PFHxS and PFOS	Sum of PFAS	Perfluorobutane sulfonic acid (PFBS)	Perfluoropentane sulfonic acid (PFPeS)	Perfluoroheptane sulfonic acid (PFHpS)	Perfluorodecane sulfonic acid (PFDS)	Perfluorobutanoic acid (PFBA)	Perfluoropentanoic acid (PFPeA)	Perfluorohexanoic acid (PFHxA)	Perfluoroheptanoic acid (PFHpA)	Perfluorononanoic acid (PFNA)	Perfluorodecanoic acid (PFDA)	Perfluoroundecanoic acid (PFUnDA)	Perfluorododecanoic acid (PFDoDA)	Perfluorotridecanoic acid (PFTrDA)	Perfluorotetradecanoic acid (PFTeDA)	4:2 Fluorotelomer sulfonic acid (4:2 FTS)	6:2 Fluorotelomer sulfonic acid (6:2 FTS)	8:2 Fluorotelomer sulfonic acid (8:2 FTS)	10:2 Fluorotelomer sulfonic acid (10:2 FTS)	Perfluorooctane sulfonamide (FOSA)	N-Methyl perfluorooctane sulfonamide (MeFOSA)	N-Methyl perfluorooctane sulfonamidoacetic acid (MeFOSAA)	N-methyl perfluorooctane sulfonamidoethanol (MeFOSE)	N-Ethyl perfluorooctane sulfonamide (EtFOSA)	N-Ethyl perfluorooctane sulfonamidoacetic acid (EtFOSAA)	N-Ethyl perfluorooctane sulfonamidoethanol (EtFOSE)
					µg/L	µg/L	µg/L	µg/L	µg/L	µg/L	µg/L	µg/L	µg/L	µg/L	µg/L	µg/L	µg/L	µg/L	µg/L	µg/L	µg/L	µg/L	µg/L	µg/L	µg/L	µg/L	µg/L	µg/L	µg/L	µg/L	µg/L	µg/L	µg/L	µg/L
MW008	10 Nov 2020	0902_MW008_201110	Normal	NSW_0902_PFASOMP	<0.01	<0.01	0.26	**0.26**	0.55	0.11	0.1	<0.02	<0.02	<0.1	<0.02	0.08	<0.02	<0.02	<0.02	<0.02	<0.02	<0.05	<0.05	<0.05	<0.05	<0.05	<0.02	<0.05	<0.02	<0.05	<0.05	<0.05	<0.05	<0.05
MW008	10 Nov 2020	0902_QC200_201110	Interlab_D	NSW_0902_PFASOMP	<0.01	<0.02	0.23	**0.23**	-	0.096	0.076	<0.01	<0.01	<0.05	<0.02	0.066	<0.01	<0.01	<0.01	<0.01	<0.01	<0.02	<0.02	<0.01	<0.01	<0.01	<0.01	<0.01	<0.02	<0.01	<0.05	<0.02	<0.01	<0.05
MW008	03 May 2021	0902_MW008_210503	Normal	NSW_0902_PFASOMP	<0.01	*0.02*	0.31	**0.33**	0.81	0.16	0.13	<0.02	<0.02	<0.1	0.03	0.16	<0.02	<0.02	<0.02	<0.02	<0.02	<0.05	<0.05	<0.05	<0.05	<0.05	<0.02	<0.05	<0.02	<0.05	<0.05	<0.05	<0.02	<0.05
MW008	23 Nov 2021	0902_MW008_211123	Normal	NSW_0902_PFASOMP	<0.01	*0.05*	0.56	**0.61**	1.05	0.2	0.12	<0.02	<0.02	<0.1	0.02	0.1	<0.02	<0.02	<0.02	<0.02	<0.02	<0.05	<0.05	<0.05	<0.05	<0.05	<0.02	<0.05	<0.02	<0.05	<0.05	<0.05	<0.02	<0.05
MW008	23 Nov 2021	0902_QC102_211123	Field_D	NSW_0902_PFASOMP	<0.01	*0.06*	0.77	**0.83**	1.34	0.22	0.15	<0.02	<0.02	<0.1	0.02	0.12	<0.02	<0.02	<0.02	<0.02	<0.02	<0.05	<0.05	<0.05	<0.05	<0.05	<0.02	<0.05	<0.02	<0.05	<0.05	<0.05	<0.02	<0.05
MW008	25 May 2022	0902_MW008_220525	Normal	NSW_0902_PFASOMP	<0.01	*0.07*	0.43	**0.5**	0.78	0.11	0.1	<0.02	<0.02	<0.1	<0.02	0.07	<0.02	<0.02	<0.02	<0.02	<0.02	<0.05	<0.05	<0.05	<0.05	<0.05	<0.02	<0.05	<0.02	<0.05	<0.05	<0.05	<0.02	<0.05
MW008	25 May 2022	0902_QC201_220525	Interlab_D	NSW_0902_PFASOMP	<0.01	*0.07*	0.53	**0.6**	0.97	0.14	0.12	<0.01	<0.02	0.03	<0.02	0.07	<0.01	<0.01	<0.02	<0.02	<0.05	<0.1	<0.5	<0.01	<0.01	<0.02	<0.02	<0.1	<0.05	<0.02	<0.05	<0.1	<0.02	<0.5
MW008	02 Nov 2022	0902_MW008_221102	Normal	NSW_0902_PFASOMP	<0.01	*0.37*	0.31	**0.68**	0.97	0.09	0.09	<0.02	<0.02	<0.1	0.02	0.09	<0.02	<0.02	<0.02	<0.02	<0.02	<0.05	<0.05	<0.05	<0.05	<0.05	<0.02	<0.05	<0.02	<0.05	<0.05	<0.05	<0.02	<0.05
MW008	02 Nov 2022	0902_QC100_221102	Field_D	NSW_0902_PFASOMP	<0.01	*0.39*	0.4	**0.79**	1.1	0.11	0.1	<0.02	<0.02	<0.1	0.02	0.08	<0.02	<0.02	<0.02	<0.02	<0.02	<0.05	<0.05	<0.05	<0.05	<0.05	<0.02	<0.05	<0.02	<0.05	<0.05	<0.05	<0.02	<0.05
MW008	02 Nov 2022	0902_QC200_221102	Interlab_D	NSW_0902_PFASOMP	<0.01	*0.34*	0.35	**0.69**	1.1	0.09	0.1	<0.01	<0.02	0.02	<0.02	0.06	<0.01	<0.01	<0.02	<0.02	<0.05	<0.1	<0.5	<0.01	0.13	<0.02	<0.02	<0.1	<0.05	<0.02	<0.05	<0.1	<0.02	<0.5
MW008	12 May 2023	0902_MW008_230511	Normal	NSW_0902_PFASOMP_23	<0.01	*0.08*	0.2	**0.28**	0.47	0.09	0.05	<0.02	<0.02	<0.1	<0.02	0.05	<0.02	<0.02	<0.02	<0.02	<0.02	<0.05	<0.05	<0.05	<0.05	<0.05	<0.02	<0.05	<0.02	<0.05	<0.05	<0.05	<0.02	<0.05
MW008	21 Nov 2023	0902_MW008_231121	Normal	NSW_0902_PFASOMP_23	<0.01	*0.03*	0.15	**0.18**	0.32	0.05	0.05	<0.02	<0.02	<0.1	<0.02	0.04	<0.02	<0.02	<0.02	<0.02	<0.02	<0.05	<0.05	<0.05	<0.05	<0.05	<0.02	<0.05	<0.02	<0.05	<0.05	<0.05	<0.02	<0.05
MW009	30 Jun 2017	0902_MW09_300617	Normal	NSW_0902_PFAS	<0.01	*0.06*	0.1	**0.16**	0.16	<0.02	<0.02	<0.02	<0.02	<0.1	<0.02	<0.02	<0.02	<0.02	<0.02	<0.02	<0.02	<0.05	<0.05	<0.05	<0.05	<0.05	<0.02	<0.05	<0.02	<0.05	<0.05	<0.05	<0.02	<0.05
MW009	03 May 2021	0902_MW009_210503	Normal	NSW_0902_PFASOMP	<0.01	*0.15*	0.03	**0.18**	0.18	<0.02	<0.02	<0.02	<0.02	<0.1	<0.02	<0.02	<0.02	<0.02	<0.02	<0.02	<0.02	<0.05	<0.05	<0.05	<0.05	<0.05	<0.02	<0.05	<0.02	<0.05	<0.05	<0.05	<0.02	<0.05
MW009	23 Nov 2021	0902_MW009_211123	Normal	NSW_0902_PFASOMP	<0.01	*0.06*	0.02	**0.08**	0.08	<0.02	<0.02	<0.02	<0.02	<0.1	<0.02	<0.02	<0.02	<0.02	<0.02	<0.02	<0.02	<0.05	<0.05	<0.05	<0.05	<0.05	<0.02	<0.05	<0.02	<0.05	<0.05	<0.05	<0.02	<0.05
MW009	25 May 2022	0902_MW009_220525	Normal	NSW_0902_PFASOMP	<0.01	*0.12*	0.03	**0.15**	0.15	<0.02	<0.02	<0.02	<0.02	<0.1	<0.02	<0.02	<0.02	<0.02	<0.02	<0.02	<0.02	<0.05	<0.05	<0.05	<0.05	<0.05	<0.02	<0.05	<0.02	<0.05	<0.05	<0.05	<0.02	<0.05
MW009	02 Nov 2022	0902_MW009_221102	Normal	NSW_0902_PFASOMP	<0.01	*0.12*	0.04	**0.16**	0.16	<0.02	<0.02	<0.02	<0.02	<0.1	<0.02	<0.02	<0.02	<0.02	<0.02	<0.02	<0.02	<0.05	<0.05	<0.05	<0.05	<0.05	<0.02	<0.05	<0.02	<0.05	<0.05	<0.05	<0.02	<0.05
MW009	12 May 2023	0902_MW009_230511	Normal	NSW_0902_PFASOMP_23	<0.01	*0.06*	0.02	**0.08**	0.08	<0.02	<0.02	<0.02	<0.02	<0.1	<0.02	<0.02	<0.02	<0.02	<0.02	<0.02	<0.02	<0.05	<0.05	<0.05	<0.05	<0.05	<0.02	<0.05	<0.02	<0.05	<0.05	<0.05	<0.02	<0.05
MW009	21 Nov 2023	0902_MW009_231121	Normal	NSW_0902_PFASOMP_23	<0.01	*0.05*	0.01	0.06	0.06	<0.02	<0.02	<0.02	<0.02	<0.1	<0.02	<0.02	<0.02	<0.02	<0.02	<0.02	<0.02	<0.05	<0.05	<0.05	<0.05	<0.05	<0.02	<0.05	<0.02	<0.05	<0.05	<0.05	<0.02	<0.05
MW010	30 Jun 2017	0902_MW10_300617	Normal	NSW_0902_PFAS	0.02	*0.16*	0.56	**0.72**	0.96	0.07	0.05	<0.02	<0.02	<0.1	<0.02	0.1	<0.02	<0.02	<0.02	<0.02	<0.02	<0.05	<0.05	<0.05	<0.05	<0.05	<0.02	<0.05	<0.02	<0.05	<0.05	<0.05	<0.02	<0.05
MW010	14 Nov 2019	0902_MW010_191114	Normal	NSW_0902_PFASOMP	0.03	*0.88*	0.41	**1.29**	1.54	0.05	0.05	0.02	<0.02	<0.1	<0.02	0.1	<0.02	<0.02	<0.02	<0.02	<0.02	<0.05	<0.05	<0.05	<0.05	<0.05	<0.02	<0.05	<0.02	<0.05	<0.05	<0.05	<0.02	<0.05
MW010	11 May 2020	0902_MW010_200511	Normal	NSW_0902_PFASOMP	0.21	*7.62*	3.41	**11**	13.6	0.49	0.44	0.15	<0.02	<0.1	0.19	1.04	0.1	<0.02	<0.02	<0.02	<0.02	<0.05	<0.05	<0.05	<0.05	<0.05	<0.02	<0.05	<0.02	<0.05	<0.05	<0.05	<0.02	<0.05
MW010	10 Nov 2020	0902_MW010_201110	Normal	NSW_0902_PFASOMP	<0.01	*0.33*	0.2	**0.53**	0.64	0.03	0.03	<0.02	<0.02	<0.1	<0.02	0.05	<0.02	<0.02	<0.02	<0.02	<0.02	<0.05	<0.05	<0.05	<0.05	<0.05	<0.02	<0.05	<0.02	<0.05	<0.05	<0.05	<0.02	<0.05
MW010	03 May 2021	0902_MW010_210503	Normal	NSW_0902_PFASOMP	0.19	*4.67*	3.47	**8.14**	11.2	0.54	0.54	0.12	<0.02	0.1	0.22	1.19	0.11	<0.02	<0.02	<0.02	<0.02	<0.05	<0.05	0.09	<0.05	<0.05	<0.02	<0.05	<0.02	<0.05	<0.05	<0.05	<0.02	<0.05
MW010	23 Nov 2021	0902_MW010_211123	Normal	NSW_0902_PFASOMP	<0.01	*0.16*	0.16	**0.32**	0.45	0.04	0.02	<0.02	<0.02	<0.1	<0.02	0.07	<0.02	<0.02	<0.02	<0.02	<0.02	<0.05	<0.05	<0.05	<0.05	<0.05	<0.02	<0.05	<0.02	<0.05	<0.05	<0.05	<0.02	<0.05
MW010	25 May 2022	0902_MW010_220525	Normal	NSW_0902_PFASOMP	0.32	*5.6*	4.7	**10.3**	14.5	0.66	0.69	0.16	<0.02	0.1	0.31	1.81	0.16	0.02	<0.02	<0.02	<0.02	<0.05	<0.05	<0.05	<0.05	<0.05	<0.02	<0.05	<0.02	<0.05	<0.05	<0.05	<0.02	<0.05
MW010	02 Nov 2022	0902_MW010_221102	Normal	NSW_0902_PFASOMP	0.23	*3.01*	4.2	**7.21**	10.3	0.49	0.63	0.11	<0.02	<0.1	0.19	1.34	0.12	<0.02	<0.02	<0.02	<0.02	<0.05	<0.05	<0.05	<0.05	<0.05	<0.02	<0.05	<0.02	<0.05	<0.05	<0.05	<0.02	<0.05
MW010	12 May 2023	0902_MW010_230511	Normal	NSW_0902_PFASOMP_23	0.01	*0.12*	0.13	**0.25**	0.31	0.02	<0.02	<0.02	<0.02	<0.1	<0.02	0.03	<0.02	<0.02	<0.02	<0.02	<0.02	<0.05	<0.05	<0.05	<0.05	<0.05	<0.02	<0.05	<0.02	<0.05	<0.05	<0.05	<0.02	<0.05
MW010	21 Nov 2023	0902_MW010_231121	Normal	NSW_0902_PFASOMP_23	0.05	*0.82*	0.89	**1.71**	2.29	0.1	0.12	0.04	<0.02	<0.1	0.04	0.21	0.02	<0.02	<0.02	<0.02	<0.02	<0.05	<0.05	<0.05	<0.05	<0.05	<0.02	<0.05	<0.02	<0.05	<0.05	<0.05	<0.02	<0.05
MW012	03 Jul 2017	0902_MW12_030717	Normal	NSW_0902_PFAS	0.22	*0.73*	5.91	**6.64**	12.2	2.14	1.21	0.1	<0.02	<0.1	0.42	1.34	0.15	<0.02	<0.02	<0.02	<0.02	<0.05	<0.05	<0.05	<0.05	<0.05	<0.02	<0.05	<0.02	<0.05	<0.05	<0.05	<0.02	<0.05
MW012	03 Jul 2017	0902_QC103_030717	Field_D	NSW_0902_PFAS	0.22	*0.73*	5.99	**6.72**	12.4	2.14	1.25	0.11	<0.02	<0.1	0.42	1.36	0.15	<0.02	<0.02	<0.02	<0.02	<0.05	<0.05	<0.05	<0.05	<0.05	<0.02	<0.05	<0.02	<0.05	<0.05	<0.05	<0.02	<0.05
MW012	08 Nov 2019	0902_MW012_191108	Normal	NSW_0902_PFASOMP	**0.99**	*13.8*	21.6	**35.4**	46.6	1.87	2.8	0.84	<0.02	0.3	0.64	3.1	0.52	0.05	<0.02	<0.02	<0.02	<0.02	<0.05	<0.05	0.12	<0.05	<0.05	<0.02	<0.05	<0.02	<0.05	<0.05	<0.02	<0.05
MW012	14 May 2020	0902_MW012_200514	Normal	NSW_0902_PFASOMP	**1.01**	*7.98*	23	**31**	47.1	3.2	4.11	1.03	0.02	0.5	0.94	4.53	0.71	0.04	<0.02	<0.02	<0.02	<0.02	<0.05	<0.05	<0.05	<0.05	<0.05	<0.02	<0.05	<0.02	<0.05	<0.05	<0.02	<0.05
MW012	12 Nov 2020	0902_MW012_201112	Normal	NSW_0902_PFASOMP	**0.78**	*5.65*	21.4	**27**	38.2	2.54	2.73	0.63	<0.02	0.3	0.72	2.96	0.46	0.02	<0.02	<0.02	<0.02	<0.05	<0.05	<0.05	<0.05	<0.05	<0.02	<0.05	<0.02	<0.05	<0.05	<0.05	<0.02	<0.05
MW012	12 Nov 2020	0902_QC206_201112	Interlab_D	NSW_0902_PFASOMP	0.44	*2.7*	10	**12.7**	-	1.7	1.5	0.21	<0.01	0.31	0.48	2	0.29	0.017	<0.01	<0.01	<0.01	<0.02	<0.02	<0.01	0.015	<0.01	<0.01	<0.01	<0.02	<0.01	<0.05	<0.02	<0.01	<0.05
MW012	06 May 2021	0902_MW012_210506	Normal	NSW_0902_PFASOMP	0.34	*1.47*	9.97	**11.4**	17.7	1.43	1.63	0.21	<0.02	<0.1	0.41	1.97	0.27	<0.02	<0.02	<0.02	<0.02	<0.02	<0.05	<0.05	<0.05	<0.05	<0.05	<0.02	<0.05	<0.02	<0.05	<0.05	<0.02	<0.05
MW012	06 May 2021	0902_QC103_210506	Field_D	NSW_0902_PFASOMP	0.31	*1.63*	8.9	**10.5**	16.9	1.54	1.72	0.22	<0.02	0.3	0.38	1.65	0.29	<0.02	<0.02	<0.02	<0.02	<0.02	<0.05	<0.05	<0.05	<0.05	<0.05	<0.02	<0.05	<0.02	<0.05	<0.05	<0.02	<0.05
MW012	29 Nov 2021	0902_MW012_211129	Normal	NSW_0902_PFASOMP	0.12	*0.98*	3.42	**4.4**	6.71	0.63	0.54	0.08	<0.02	<0.1	0.13	0.72	0.09	<0.02	<0.02	<0.02	<0.02	<0.02	<0.05	<0.05	<0.05	<0.05	<0.05	<0.02	<0.05	<0.02	<0.05	<0.05	<0.02	<0.05
MW012	27 May 2022	0902_MW012_220527	Normal	NSW_0902_PFASOMP	0.06	*0.41*	2.13	**2.54**	3.88	0.4	0.42	0.04	<0.02	<0.1	0.08	0.3	0.04	<0.02	<0.02	<0.02	<0.02	<0.02	<0.05	<0.05	<0.05	<0.05	<0.05	<0.02	<0.05	<0.02	<0.05	<0.05	<0.02	<0.05
MW012	18 Nov 2022	0902_MW012_221118	Normal	NSW_0902_PFASOMP	0.02	*0.19*	1.33	**1.52**	2.3	0.26	0.28	<0.02	<0.02	<0.1	0.04	0.18	<0.02	<0.02	<0.02	<0.02	<0.02	<0.05	<0.05	<0.05	<0.05	<0.05	<0.02	<0.05	<0.02	<0.05	<0.05	<0.05	<0.02	<0.05
MW012	11 May 2023	0902_MW012_230511	Normal	NSW_0902_PFASOMP_23	0.03	*0.24*	1.53	**1.77**	2.79	0.41	0.28	0.02	<0.02	<0.1	0.05	0.2	0.03	<0.02	<0.02	<0.02	<0.02	<0.02	<0.05	<0.05	<0.05	<0.05	<0.05	<0.02	<0.05	<0.02	<0.05	<0.05	<0.02	<0.05
MW012	22 Nov 2023	0902_MW012_231122	Normal	NSW_0902_PFASOMP_23	0.02	*0.16*	1.42	**1.58**	2.41	0.28	0.3	<0.02	<0.02	<0.1	0.04	0.17	0.02	<0.02	<0.02	<0.02	<0.02	<0.02	<0.05	<0.05	<0.05	<0.05	<0.05	<0.02	<0.05	<0.02	<0.05	<0.05	<0.02	<0.05
MW013	03 Jul 2017	0902_MW13_030717	Normal	NSW_0902_PFAS	<0.01	*0.08*	1.23	**1.31**	1.97	0.38	0.22	<0.02	<0.02	<0.1	<0.02	0.06	<0.02	<0.02	<0.02	<0.02	<0.02	<0.05	<0.05	<0.05	<0.05	<0.05	<0.02	<0.05	<0.02	<0.05	<0.05	<0.05	<0.02	<0.05
MW013	08 Nov 2019	0902_MW013_191108	Normal	NSW_0902_PFASOMP	<0.01	*0.3*	34.9	**35.2**	43.3	2.36	4.48	0.51	<0.02	0.1	0.12	0.56	<0.02	<0.02	<0.02	<0.02	<0.02	<0.02	<0.05	<0.05	<0.05	<0.05	<0.05	<0.02	<0.05	<0.02	<0.05	<0.05	<0.02	<0.05
MW013	14 May 2020	0902_MW013_200514	Normal	NSW_0902_PFASOMP	0.08	*0.34*	25	**25.3**	32	2.11	3.11	0.28	<0.02	0.4	0.14	0.52	0.04	<0.02	<0.02	<0.02	<0.02	<0.02	<0.05	<0.05	<0.05	<0.05	<0.05	<0.02	<0.05	<0.02	<0.05	<0.05	<0.02	<0.05
MW013	12 Nov 2020	0902_MW013_201112	Normal	NSW_0902_PFASOMP	0.12	*0.55*	17.8	**18.4**	22.5	1.37	1.58	0.19	<0.02	0.3	0.12	0.42	0.05	<0.02	<0.02	<0.02	<0.02	<0.02	<0.05	<0.05	<0.05	<0.05	<0.05	<0.02	<0.05	<0.02	<0.05	<0.05	<0.02	<0.05
MW013	06 May 2021	0902_MW013_210506	Normal	NSW_0902_PFASOMP	0.03	*0.11*	5.64	**5.75**	7.33	0.55	0.65	0.05	<0.02	<0.1	0.05	0.23	0.02	<0.02	<0.02	<0.02	<0.02	<0.02	<0.05	<0.05	<0.05	<0.05	<0.05	<0.02	<0.05	<0.02	<0.05	<0.05	<0.02	<0.05
MW013	06 May 2021	0902_QC203_210506	Interlab_D	NSW_0902_PFASOMP	0.015	*0.13*	4.7	**4.83**	-	0.52	0.53	0.02	<0.01	0.12	0.037	0.13	0.014	<0.01	<0.01	<0.01	<0.01	<0.02	<0.02	<0.01	<0.01	<0.01	<0.01	<0.01	<0.02	<0.01	<0.05	<0.02	<0.01	<0.05
MW013	29 Nov 2021	0902_MW013_211129	Normal	NSW_0902_PFASOMP	0.01	*0.08*	1.85	**1.93**	2.74	0.35	0.28	<0.02	<0.02	<0.1	0.02	0.15	<0.02	<0.02	<0.02	<0.02	<0.02	<0.05	<0.05	<0.05	<0.05	<0.05	<0.02	<0.05	<0.02	<0.05	<0.05	<0.05	<0.02	<0.05
MW013	27 May 2022	0902_MW013_220527	Normal	NSW_0902_PFASOMP	0.02	*0.1*	1.92	**2.02**	3	0.34	0.27	0.02	<0.02	<0.1	0.05	0.26	0.02	<0.02	<0.02	<0.02	<0.02	<0.02	<0.05	<0.05	<0.05	<0.05	<0.05	<0.02	<0.05	<0.02	<0.05	<0.05	<0.02	<0.05
MW013	18 Nov 2022	0902_MW013_221118	Normal	NSW_0902_PFASOMP	0.02	*0.08*	1.78	**1.86**	2.84	0.31	0.32	<0.02	<0.02	<0.1	0.05	0.28	<0.02	<0.02	<0.02	<0.02	<0.02	<0.02	<0.05	<0.05	<0.05	<0.05	<0.05	<0.02	<0.05	<0.02	<0.05	<0.05	<0.02	<0.05
MW013	11 May 2023	0902_MW013_230511	Normal	NSW_0902_PFASOMP_23	0.03	*0.1*	2.15	**2.25**	3.59	0.47	0.33	0.02	<0.02	0.1	0.06	0.31	0.02	<0.02	<0.02	<0.02	<0.02	<0.02	<0.05	<0.05	<0.05	<0.05	<0.05	<0.02	<0.05	<0.02	<0.05	<0.05	<0.02	<0.05
MW013	22 Nov 2023	0902_MW013_231122	Normal	NSW_0902_PFASOMP_23	0.02	*0.09*	1.94	**2.03**	3.02	0.32	0.36	0.02	<0.02	<0.1	0.05	0.22	<0.02	<0.02	<0.02	<0.02	<0.02	<0.02	<0.05	<0.05	<0.05	<0.05	<0.05	<0.02	<0.05	<0.02	<0.05	<0.05	<0.02	<0.05
MW014	03 Jul 2017	0902_MW14_030717	Normal	NSW_0902_PFAS	<0.01	*0.04*	0.9	**0.94**	1.84	0.44	0.26	<0.02	<0.02	<0.1	0.04	0.16	<0.02	<0.02	<0.02	<0.02	<0.02	<0.02	<0.05	<0.05	<0.05	<0.05	<0.05	<0.02	<0.05	<0.02	<0.05	<0.05	<0.02	<0.05
MW014	08 Nov 2019	0902_MW014_191108	Normal	NSW_0902_PFASOMP	0.02	*0.24*	0.14	**0.38**	0.49	<0.02	<0.02	<0.02	<0.02	<0.1	0.03	0.06	<0.02	<0.02	<0.02	<0.02	<0.02	<0.02	<0.05	<0.05	<0.05	<0.05	<0.05	<0.02	<0.05	<0.02	<0.05	<0.05	<0.02	<0.05
MW014	14 May 2020	0902_MW014_200514	Normal	NSW_0902_PFASOMP	0.01	<0.01	1.11	**1.11**	1.96	0.32	0.24	<0.02	<0.02	<0.1	0.04	0.24	<0.02	<0.02	<0.02	<0.02	<0.02	<0.02	<0.05	<0.05	<0.05	<0.05	<0.05	<0.02	<0.05	<0.02	<0.05	<0.05	<0.02	<0.05
MW014	12 Nov 2020	0902_MW014_201112	Normal	NSW_0902_PFASOMP	0.01	*0.07*	1.08	**1.15**	1.87	0.3	0.2	<0.02	<0.02	<0.1	0.04	0.17	<0.02	<0.02	<0.02	<0.02	<0.02	<0.02	<0.05	<0.05	<0.05	<0.05	<0.05	<0.02	<0.05	<0.02	<0.05	<0.05	<0.02	<0.05
MW014	06 May 2021	0902_MW014_210506	Normal	NSW_0902_PFASOMP	<0.01	*0.07*	1.38	**1.45**	2.49	0.34	0.32	0.02	<0.02	<0.1	0.05	0.29	0.02	<0.02	<0.02	<0.02	<0.02	<0.02	<0.05	<0.05	<0.05	<0.05	<0.05	<0.02	<0.05	<0.02	<0.05	<0.05	<0.02	<0.05
MW014	29 Nov 2021	0902_MW014_211129	Normal	NSW_0902_PFASOMP	0.01	*0.06*	1.25	**1.31**	2.33	0.37	0.28	0.02	<0.02	<0.1	0.04	0.28	0.02	<0.02	<0.02	<0.02	<0.02	<0.02	<0.05	<0.05	<0.05	<0.05	<0.05	<0.02	<0.05	<0.02	<0.05	<0.05	<0.02	<0.05
MW014	27 May 2022	0902_MW014_220527	Normal	NSW_0902_PFASOMP	0.02	*0.1*	1.56	**1.66**	2.92	0.39	0.39	0.04	<0.02	<0.1	0.07	0.32	0.03	<0.02	<0.02	<0.02	<0.02	<0.02	<0.05	<0.05	<0.05	<0.05	<0.05	<0.02	<0.05	<0.02	<0.05	<0.05	<0.02	<0.05
MW014	18 Nov 2022	0902_MW014_221118	Normal	NSW_0902_PFASOMP	0.01	*0.1*	1.27	**1.37**	2.32	0.29	0.29	<0.02	<0.02	<0.1	0.05	0.29	0.02	<0.02	<0.02	<0.02	<0.02	<0.02	<0.05	<0.05	<0.05	<0.05	<0.05	<0.02	<0.05	<0.02	<0.05	<0.05	<0.02	<0.05
MW014	11 May 2023	0902_MW014_230511	Normal	NSW_0902_PFASOMP_23	0.03	*0.14*	1.59	**1.73**	2.98	0.42	0.32	0.04	<0.02	<0.1	0.07	0.34	0.03	<0.02	<0.02	<0.02	<0.02	<0.02	<0.05	<0.05	<0.05	<0.05	<0.05	<0.02	<0.05	<0.02	<0.05	<0.05	<0.02	<0.05

Table T8 - Historical Groundwater Analytical Results

					PFAS					PFAS - Perfluoroalkyl Sulfonic Acids				PFAS - Perfluoroalkyl Carboxylic Acids										PFAS - (n:2) Fluorotelomer Sulfonic Acids				PFAS - Perfluoroalkyl Sulfonamides						
					Perfluorooctanoic acid (PFOA)	Perfluorooctane sulfonic acid (PFOS)	Perfluorohexane sulfonic acid (PFHxS)	Sum of PFHxS and PFOS	Sum of PFAS	Perfluorobutane sulfonic acid (PFBS)	Perfluoropentane sulfonic acid (PFPeS)	Perfluoroheptane sulfonic acid (PFHpS)	Perfluorodecane sulfonic acid (PFDS)	Perfluorobutanoic acid (PFBA)	Perfluoropentanoic acid (PFPeA)	Perfluorohexanoic acid (PFHxA)	Perfluoroheptanoic acid (PFHpA)	Perfluorononanoic acid (PFNA)	Perfluorodecanoic acid (PFDA)	Perfluoroundecanoic acid (PFUnDA)	Perfluorododecanoic acid (PFDoDA)	Perfluorotridecanoic acid (PFTrDA)	Perfluorotetradecanoic acid (PFTeDA)	4:2 Fluorotelomer sulfonic acid (4:2 FTS)	6:2 Fluorotelomer sulfonic acid (6:2 FTS)	8:2 Fluorotelomer sulfonic acid (8:2 FTS)	10:2 Fluorotelomer sulfonic acid (10:2 FTS)	Perfluorooctane sulfonamide (FOSA)	N-Methyl perfluorooctane sulfonamide (MeFOSA)	N-Methyl perfluorooctane sulfonamidoacetic acid (MeFOSAA)	N-methyl perfluorooctane sulfonamidoethanol (MeFOSE)	N-Ethyl perfluorooctane sulfonamide (EtFOSA)	N-Ethyl perfluorooctane sulfonamidoacetic acid (EtFOSAA)	N-Ethyl perfluorooctane sulfonamidoethanol (EtFOSE)
					µg/L	µg/L	µg/L	µg/L	µg/L	µg/L	µg/L	µg/L	µg/L	µg/L	µg/L	µg/L	µg/L	µg/L	µg/L	µg/L	µg/L	µg/L	µg/L	µg/L	µg/L	µg/L	µg/L	µg/L	µg/L	µg/L	µg/L	µg/L	µg/L	µg/L
MW014	22 Nov 2023	0902_MW014_231122	Normal	NSW_0902_PFASOMP_23	0.02	0.12	1.41	**1.53**	2.56	0.3	0.32	0.02	<0.02	<0.1	0.06	0.28	0.03	<0.02	<0.02	<0.02	<0.02	<0.02	<0.05	<0.05	<0.05	<0.05	<0.05	<0.02	<0.05	<0.02	<0.05	<0.05	<0.02	<0.05
MW015	03 Jul 2017	0902_MW15_030717	Normal	NSW_0902_PFAS	0.2	3.92	5.07	**8.99**	12	0.95	0.73	0.24	<0.02	<0.1	0.2	0.64	0.07	<0.02	<0.02	<0.02	<0.02	<0.02	<0.05	<0.05	<0.05	<0.05	<0.05	<0.02	<0.05	<0.02	<0.05	<0.05	<0.02	<0.05
MW015	08 Nov 2019	0902_MW015_191108	Normal	NSW_0902_PFASOMP	0.18	3.73	4.38	**8.11**	10.7	0.55	0.68	0.25	<0.02	<0.1	0.14	0.7	0.08	<0.02	<0.02	<0.02	<0.02	<0.02	<0.05	<0.05	<0.05	<0.05	<0.05	<0.02	<0.05	<0.02	<0.05	<0.05	<0.02	<0.05
MW015	14 May 2020	0902_MW015_200514	Normal	NSW_0902_PFASOMP	0.06	<0.01	1.1	**1.1**	1.72	0.15	0.13	0.06	<0.02	<0.1	0.03	0.17	0.02	<0.02	<0.02	<0.02	<0.02	<0.02	<0.05	<0.05	<0.05	<0.05	<0.05	<0.02	<0.05	<0.02	<0.05	<0.05	<0.02	<0.05
MW015	12 Nov 2020	0902_MW015_201112	Normal	NSW_0902_PFASOMP	0.09	2.02	2.09	**4.11**	5.05	0.24	0.21	0.09	<0.02	<0.1	0.05	0.23	0.03	<0.02	<0.02	<0.02	<0.02	<0.02	<0.05	<0.05	<0.05	<0.05	<0.05	<0.02	<0.05	<0.02	<0.05	<0.05	<0.02	<0.05
MW015	06 May 2021	0902_MW015_210506	Normal	NSW_0902_PFASOMP	0.06	0.86	1.33	**2.19**	2.89	0.15	0.17	0.06	<0.02	<0.1	0.03	0.2	0.03	<0.02	<0.02	<0.02	<0.02	<0.02	<0.05	<0.05	<0.05	<0.05	<0.05	<0.02	<0.05	<0.02	<0.05	<0.05	<0.02	<0.05
MW015	29 Nov 2021	0902_MW015_211129	Normal	NSW_0902_PFASOMP	0.07	1.79	2.05	**3.84**	4.96	0.28	0.28	0.1	<0.02	<0.1	0.04	0.31	0.04	<0.02	<0.02	<0.02	<0.02	<0.02	<0.05	<0.05	<0.05	<0.05	<0.05	<0.02	<0.05	<0.02	<0.05	<0.05	<0.02	<0.05
MW015	27 May 2022	0902_MW015_220527	Normal	NSW_0902_PFASOMP	0.13	3.02	3.27	**6.29**	8.03	0.41	0.43	0.19	<0.02	<0.1	0.09	0.43	0.06	<0.02	<0.02	<0.02	<0.02	<0.02	<0.05	<0.05	<0.05	<0.05	<0.05	<0.02	<0.05	<0.02	<0.05	<0.05	<0.02	<0.05
MW015	18 Nov 2022	0902_MW015_221118	Normal	NSW_0902_PFASOMP	0.12	3.63	3.4	**7.03**	8.94	0.42	0.5	0.13	<0.02	0.1	0.09	0.5	0.05	<0.02	<0.02	<0.02	<0.02	<0.02	<0.05	<0.05	<0.05	<0.05	<0.05	<0.02	<0.05	<0.02	<0.05	<0.05	<0.02	<0.05
MW015	11 May 2023	0902_MW015_23011	Normal	NSW_0902_PFASOMP_23	0.17	4.34	3.94	**8.28**	10.7	0.63	0.56	0.22	<0.02	0.1	0.12	0.53	0.07	<0.02	<0.02	<0.02	<0.02	<0.02	<0.05	<0.05	<0.05	<0.05	<0.05	<0.02	<0.05	<0.02	<0.05	<0.05	<0.02	<0.05
MW015	22 Nov 2023	0902_MW015_231122	Normal	NSW_0902_PFASOMP_23	0.13	3.23	3.26	**6.49**	8.25	0.41	0.52	0.15	<0.02	<0.1	0.09	0.4	0.06	<0.02	<0.02	<0.02	<0.02	<0.02	<0.05	<0.05	<0.05	<0.05	<0.05	<0.02	<0.05	<0.02	<0.05	<0.05	<0.02	<0.05
MW016	07 Jul 2017	0902_MW16_070717	Normal	NSW_0902_PFAS	<0.01	<0.01	<0.02	<0.01	<0.01	<0.02	<0.02	<0.02	<0.02	<0.1	<0.02	<0.02	<0.02	<0.02	<0.02	<0.02	<0.02	<0.02	<0.05	<0.05	<0.05	<0.05	<0.05	<0.02	<0.05	<0.02	<0.05	<0.05	<0.02	<0.05
MW016	08 Nov 2019	0902_MW016_191108	Normal	NSW_0902_PFASOMP	<0.01	<0.01	<0.02	<0.01	<0.01	<0.02	<0.02	<0.02	<0.02	<0.1	<0.02	<0.02	<0.02	<0.02	<0.02	<0.02	<0.02	<0.02	<0.05	<0.05	<0.05	<0.05	<0.05	<0.02	<0.05	<0.02	<0.05	<0.05	<0.02	<0.05
MW016	14 May 2020	0902_MW016_200514	Normal	NSW_0902_PFASOMP	<0.01	<0.01	<0.02	<0.01	<0.01	<0.02	<0.02	<0.02	<0.02	<0.1	<0.02	<0.02	<0.02	<0.02	<0.02	<0.02	<0.02	<0.02	<0.05	<0.05	<0.05	<0.05	<0.05	<0.02	<0.05	<0.02	<0.05	<0.05	<0.02	<0.05
MW016	12 Nov 2020	0902_MW016_201112	Normal	NSW_0902_PFASOMP	<0.01	<0.01	<0.02	<0.01	<0.01	<0.02	<0.02	<0.02	<0.02	<0.1	<0.02	<0.02	<0.02	<0.02	<0.02	<0.02	<0.02	<0.02	<0.05	<0.05	<0.05	<0.05	<0.05	<0.02	<0.05	<0.02	<0.05	<0.05	<0.02	<0.05
MW016	06 May 2021	0902_MW016_210506	Normal	NSW_0902_PFASOMP	<0.01	<0.01	<0.02	<0.01	<0.01	<0.02	<0.02	<0.02	<0.02	<0.1	<0.02	<0.02	<0.02	<0.02	<0.02	<0.02	<0.02	<0.02	<0.05	<0.05	<0.05	<0.05	<0.05	<0.02	<0.05	<0.02	<0.05	<0.05	<0.02	<0.05
MW016	29 Nov 2021	0902_MW016_211129	Normal	NSW_0902_PFASOMP	<0.01	<0.01	<0.01	<0.01	<0.01	<0.02	<0.02	<0.02	<0.02	<0.1	<0.02	<0.02	<0.02	<0.02	<0.02	<0.02	<0.02	<0.02	<0.05	<0.05	<0.05	<0.05	<0.05	<0.02	<0.05	<0.02	<0.05	<0.05	<0.02	<0.05
MW016	29 Nov 2021	0902_QC110_211129	Field_D	NSW_0902_PFASOMP	<0.01	<0.01	<0.01	<0.01	<0.01	<0.02	<0.02	<0.02	<0.02	<0.1	<0.02	<0.02	<0.02	<0.02	<0.02	<0.02	<0.02	<0.02	<0.05	<0.05	<0.05	<0.05	<0.05	<0.02	<0.05	<0.02	<0.05	<0.05	<0.02	<0.05
MW016	26 May 2022	0902_MW016_220526	Normal	NSW_0902_PFASOMP	<0.01	0.01	<0.01	0.01	0.01	<0.02	<0.02	<0.02	<0.02	<0.1	<0.02	<0.02	<0.02	<0.02	<0.02	<0.02	<0.02	<0.02	<0.05	<0.05	<0.05	<0.05	<0.05	<0.02	<0.05	<0.02	<0.05	<0.05	<0.02	<0.05
MW016	11 Nov 2022	0902_MW016_221111	Normal	NSW_0902_PFASOMP	<0.01	<0.01	<0.01	<0.01	<0.01	<0.02	<0.02	<0.02	<0.02	<0.1	<0.02	<0.02	<0.02	<0.02	<0.02	<0.02	<0.02	<0.02	<0.05	<0.05	<0.05	<0.05	<0.05	<0.02	<0.05	<0.02	<0.05	<0.05	<0.02	<0.05
MW016	11 May 2023	0902_MW016_230511	Normal	NSW_0902_PFASOMP_23	<0.01	<0.01	<0.01	<0.01	<0.01	<0.02	<0.02	<0.02	<0.02	<0.1	<0.02	<0.02	<0.02	<0.02	<0.02	<0.02	<0.02	<0.02	<0.05	<0.05	<0.05	<0.05	<0.05	<0.02	<0.05	<0.02	<0.05	<0.05	<0.02	<0.05
MW016	22 Nov 2023	0902_MW016_231122	Normal	NSW_0902_PFASOMP_23	<0.01	0.02	<0.01	0.02	0.02	<0.02	<0.02	<0.02	<0.02	<0.1	<0.02	<0.02	<0.02	<0.02	<0.02	<0.02	<0.02	<0.02	<0.05	<0.05	<0.05	<0.05	<0.05	<0.02	<0.05	<0.02	<0.05	<0.05	<0.02	<0.05
MW016	22 Nov 2023	0902_QC102_231122	Field_D	NSW_0902_PFASOMP_23	<0.01	<0.01	<0.01	<0.01	<0.01	<0.02	<0.02	<0.02	<0.02	<0.1	<0.02	<0.02	<0.02	<0.02	<0.02	<0.02	<0.02	<0.02	<0.05	<0.05	<0.05	<0.05	<0.05	<0.02	<0.05	<0.02	<0.05	<0.05	<0.02	<0.05
MW016	22 Nov 2023	0902_QC202_231122	Interlab_D	NSW_0902_PFASOMP_23	<0.01	0.01	<0.01	0.01	0.01	<0.01	<0.01	<0.01	<0.02	<0.02	<0.02	<0.01	<0.01	<0.01	<0.02	<0.02	<0.05	<0.1	<0.5	<0.01	<0.01	<0.02	<0.02	<0.1	<0.05	<0.02	<0.05	<0.1	<0.02	<0.5
MW017	03 Jul 2017	0902_MW17_030717	Normal	NSW_0902_PFAS	<0.01	1.03	5.06	**6.09**	7.42	0.68	0.56	0.06	<0.02	<0.1	<0.02	0.03	<0.02	<0.02	<0.02	<0.02	<0.02	<0.02	<0.05	<0.05	<0.05	<0.05	<0.05	<0.02	<0.05	<0.02	<0.05	<0.05	<0.02	<0.05
MW017	08 Nov 2019	0902_MW017_191108	Normal	NSW_0902_PFASOMP	0.04	1.71	5.17	**6.88**	8.1	0.37	0.55	0.09	<0.02	<0.1	<0.02	0.17	<0.02	<0.02	<0.02	<0.02	<0.02	<0.02	<0.05	<0.05	<0.05	<0.05	<0.05	<0.02	<0.05	<0.02	<0.05	<0.05	<0.02	<0.05
MW017	14 May 2020	0902_MW017_200514	Normal	NSW_0902_PFASOMP	0.3	6.92	12	**18.9**	22.7	0.43	0.66	0.42	<0.02	0.6	0.21	1.03	0.11	<0.02	<0.02	<0.02	<0.02	<0.02	<0.05	<0.05	<0.05	<0.05	<0.05	<0.02	<0.05	<0.02	<0.05	<0.05	<0.02	<0.05
MW017	12 Nov 2020	0902_MW017_201112	Normal	NSW_0902_PFASOMP	0.14	5.93	8.78	**14.7**	16.3	0.33	0.39	0.19	<0.02	0.1	0.07	0.33	0.03	<0.02	<0.02	<0.02	<0.02	<0.02	<0.05	<0.05	<0.05	<0.05	<0.05	<0.02	<0.05	<0.02	<0.05	<0.05	<0.02	<0.05
MW017	06 May 2021	0902_MW017_210506	Normal	NSW_0902_PFASOMP	0.08	1.9	7.01	**8.91**	10.4	0.41	0.59	0.15	<0.02	<0.1	0.05	0.23	0.03	<0.02	<0.02	<0.02	<0.02	<0.02	<0.05	<0.05	<0.05	<0.05	<0.05	<0.02	<0.05	<0.02	<0.05	<0.05	<0.02	<0.05
MW017	29 Nov 2021	0902_MW017_211129	Normal	NSW_0902_PFASOMP	0.05	1.7	5.6	**7.3**	8.96	0.56	0.59	0.12	<0.02	0.2	0.02	0.12	<0.02	<0.02	<0.02	<0.02	<0.02	<0.02	<0.05	<0.05	<0.05	<0.05	<0.05	<0.02	<0.05	<0.02	<0.05	<0.05	<0.02	<0.05
MW017	27 May 2022	0902_MW017_220527	Normal	NSW_0902_PFASOMP	0.04	1.41	4.37	**5.78**	7.18	0.46	0.55	0.1	<0.02	0.2	<0.02	0.05	<0.02	<0.02	<0.02	<0.02	<0.02	<0.02	<0.05	<0.05	<0.05	<0.05	<0.05	<0.02	<0.05	<0.02	<0.05	<0.05	<0.02	<0.05
MW017	18 Nov 2022	0902_MW017_221118	Normal	NSW_0902_PFASOMP	0.01	0.62	2.17	**2.79**	3.46	0.28	0.33	0.02	<0.02	<0.1	<0.02	0.03	<0.02	<0.02	<0.02	<0.02	<0.02	<0.02	<0.05	<0.05	<0.05	<0.05	<0.05	<0.02	<0.05	<0.02	<0.05	<0.05	<0.02	<0.05
MW017	11 May 2023	0902_MW017_230511	Normal	NSW_0902_PFASOMP_23	0.02	0.73	2.02	**2.75**	3.42	0.33	0.27	0.05	<0.02	<0.1	<0.02	<0.02	<0.02	<0.02	<0.02	<0.02	<0.02	<0.02	<0.05	<0.05	<0.05	<0.05	<0.05	<0.02	<0.05	<0.02	<0.05	<0.05	<0.02	<0.05
MW017	22 Nov 2023	0902_MW017_231122	Normal	NSW_0902_PFASOMP_23	0.02	0.64	1.98	**2.62**	3.24	0.26	0.3	0.04	<0.02	<0.1	<0.02	<0.02	<0.02	<0.02	<0.02	<0.02	<0.02	<0.02	<0.05	<0.05	<0.05	<0.05	<0.05	<0.02	<0.05	<0.02	<0.05	<0.05	<0.02	<0.05
MW020	06 Jul 2017	0902_MW20_060717	Normal	NSW_0902_PFAS	0.22	0.89	13.3	**14.2**	16.7	0.71	1	0.22	<0.02	<0.1	<0.02	0.3	0.06	<0.02	<0.02	<0.02	<0.02	<0.02	<0.05	<0.05	<0.05	<0.05	<0.05	<0.02	<0.05	<0.02	<0.05	<0.05	<0.02	<0.05
MW020	11 Nov 2019	0902_MW020_191111	Normal	NSW_0902_PFASOMP	0.06	0.29	3.15	**3.44**	4.34	0.4	0.31	0.05	<0.02	<0.1	<0.02	0.08	<0.02	<0.02	<0.02	<0.02	<0.02	<0.02	<0.05	<0.05	<0.05	<0.05	<0.05	<0.02	<0.05	<0.02	<0.05	<0.05	<0.02	<0.05
MW020	13 May 2020	0902_MW020_200513	Normal	NSW_0902_PFASOMP	0.11	0.43	10	**10.4**	13.5	0.91	1.04	0.11	<0.02	<0.1	0.12	0.77	0.05	<0.02	<0.02	<0.02	<0.02	<0.02	<0.05	<0.05	<0.05	<0.05	<0.05	<0.02	<0.05	<0.02	<0.05	<0.05	<0.02	<0.05
MW020	09 Nov 2020	0902_MW020_201109	Normal	NSW_0902_PFASOMP	0.09	0.71	9.05	**9.76**	12.9	0.79	1.13	0.08	<0.02	<0.1	0.11	0.87	0.05	<0.02	<0.02	<0.02	<0.02	<0.02	<0.05	<0.05	<0.05	<0.05	<0.05	<0.02	<0.05	<0.02	<0.05	<0.05	<0.02	<0.05
MW020	05 May 2021	0902_MW020_210505	Normal	NSW_0902_PFASOMP	0.17	0.42	7.3	**7.72**	10.1	0.38	0.62	0.14	<0.02	<0.1	0.17	0.86	0.08	<0.02	<0.02	<0.02	<0.02	<0.02	<0.05	<0.05	<0.05	<0.05	<0.05	<0.02	<0.05	<0.02	<0.05	<0.05	<0.02	<0.05
MW020	24 Nov 2021	0902_MW020_211124	Normal	NSW_0902_PFASOMP	0.24	1.02	14.8	**15.8**	18.3	0.41	0.7	0.19	<0.02	<0.1	0.1	0.79	0.07	<0.02	<0.02	<0.02	<0.02	<0.02	<0.05	<0.05	<0.05	<0.05	<0.05	<0.02	<0.05	<0.02	<0.05	<0.05	<0.02	<0.05
MW020	27 May 2022	0902_MW020_220527	Normal	NSW_0902_PFASOMP	0.03	0.22	3.32	**3.54**	4.66	0.44	0.46	0.04	<0.02	<0.1	0.03	0.12	<0.02	<0.02	<0.02	<0.02	<0.02	<0.02	<0.05	<0.05	<0.05	<0.05	<0.05	<0.02	<0.05	<0.02	<0.05	<0.05	<0.02	<0.05
MW020	08 Nov 2022	0902_MW020_221108	Normal	NSW_0902_PFASOMP	0.01	0.08	1.89	**1.97**	2.86	0.38	0.44	<0.02	<0.02	<0.1	<0.02	0.06	<0.02	<0.02	<0.02	<0.02	<0.02	<0.02	<0.05	<0.05	<0.05	<0.05	<0.05	<0.02	<0.05	<0.02	<0.05	<0.05	<0.02	<0.05
MW020	08 May 2023	0902_MW020_230508	Normal	NSW_0902_PFASOMP_23	0.01	0.05	1.74	**1.79**	2.67	0.46	0.37	<0.02	<0.02	<0.1	<0.02	0.04	<0.02	<0.02	<0.02	<0.02	<0.02	<0.02	<0.05	<0.05	<0.05	<0.05	<0.05	<0.02	<0.05	<0.02	<0.05	<0.05	<0.02	<0.05
MW020	20 Nov 2023	0902_MW020_231120	Normal	NSW_0902_PFASOMP_23	<0.01	0.04	1.67	**1.71**	2.41	0.3	0.38	<0.02	<0.02	<0.1	<0.02	0.02	<0.02	<0.02	<0.02	<0.02	<0.02	<0.02	<0.05	<0.05	<0.05	<0.05	<0.05	<0.02	<0.05	<0.02	<0.05	<0.05	<0.02	<0.05
MW021	06 Jul 2017	0902_MW21_060717	Normal	NSW_0902_PFAS	0.49	7.16	8.01	**15.2**	17.8	0.34	0.53	0.28	<0.02	<0.1	0.15	0.63	0.21	0.02	<0.02	<0.02	<0.02	<0.02	<0.05	<0.05	<0.05	<0.05	<0.05	<0.02	<0.05	<0.02	<0.05	<0.05	<0.02	<0.05
MW021	11 Nov 2019	0902_MW021_191111	Normal	NSW_0902_PFASOMP	0.42	5.83	4.48	**10.3**	12.1	0.16	0.19	0.15	<0.02	<0.1	0.18	0.54	0.14	0.03	<0.02	<0.02	<0.02	<0.02	<0.05	<0.05	<0.05	<0.05	<0.05	<0.02	<0.05	<0.02	<0.05	<0.05	<0.02	<0.05
MW021	13 May 2020	0902_MW021_200513	Normal	NSW_0902_PFASOMP	0.46	4.83	4.91	**9.74**	12.6	0.21	0.26	0.19	<0.02	0.2	0.37	0.95	0.23	0.02	<0.02	<0.02	<0.02	<0.02	<0.05	<0.05	<0.05	<0.05	<0.05	<0.02	<0.05	<0.02	<0.05	<0.05	<0.02	<0.05
MW021	09 Nov 2020	0902_MW021_201109	Normal	NSW_0902_PFASOMP	0.55	6.38	4.16	**10.5**	13	0.15	0.27	0.23	<0.02	0.1	0.16	0.74	0.23	0.04	<0.02	<0.02	<0.02	<0.02	<0.05	<0.05	<0.05	<0.05	<0.05	<0.02	<0.05	<0.02	<0.05	<0.05	<0.02	<0.05
MW021	05 May 2021	0902_MW021_210505	Normal	NSW_0902_PFASOMP	0.31	3.08	2.43	**5.51**	7.02	0.2	0.13	0.11	<0.02	0.1	0.15	0.37	0.09	0.05	<0.02	<0.02	<0.02	<0.02	<0.05	<0.05	<0.05	<0.05	<0.05	<0.02	<0.05	<0.02	<0.05	<0.05	<0.02	<0.05
MW021	24 Nov 2021	0902_MW021_211124	Normal	NSW_0902_PFASOMP	0.21	2.76	1.57	**4.33**	5.34	0.06	0.07	0.05	<0.02	<0.1	0.12	0.41	0.09	<0.02	<0.02	<0.02	<0.02	<0.02	<0.05	<0.05	<0.05	<0.05	<0.05	<0.02	<0.05	<0.02	<0.05	<0.05	<0.02	<0.05
MW021	24 Nov 2021	0902_QC206_211124	Interlab_D	NSW_0902_PFASOMP	0.18	2	1.3	**3.3**	4.2	0.05	0.07	0.06	<0.02	0.06	0.09	0.25	0.07	0.02	<0.02	<0.02	<0.05	<0.1	<0.5	<0.01	0.05	<0.02	<0.02	<0.1	<0.05	<0.02	<0.05	<0.1	<0.02	<0.5
MW021	27 May 2022	0902_MW021_220527	Normal	NSW_0902_PFASOMP	0.27	3.64	2.15	**5.79**	7.15	0.09	0.14	0.1	<0.02	0.1	0.15	0.36	0.12	0.03	<0.02	<0.02	<0.02	<0.02	<0.05	<0.05	<0.05	<0.05	<0.05	<0.02	<0.05	<0.02	<0.05	<0.05	<0.02	<0.05
MW021	08 Nov 2022	0902_MW021_221108	Normal	NSW_0902_PFASOMP	0.4	3.99	2.88	**6.87**	8.66	0.12	0.18	0.11	<0.02	0.1	0.17	0.53	0.14	0.04	<0.02	<0.02	<0.02	<0.02	<0.05	<0.05	<0.05	<0.05	<0.05	<0.02	<0.05	<0.02	<0.05	<0.05	<0.02	<0.05
MW021	08 May 2023	0902_MW021_230508	Normal	NSW_0902_PFASOMP_23	0.38	4.36	2.66	**7.02**	8.67	0.13	0.14	0.12	<0.02	0.1	0.17	0.44	0.13	0.04	<0.02	<0.02	<0.02	<0.02	<0.05	<0.05	<0.05	<0.05	<0.05	<0.02	<0.05	<0.02	<0.05	<0.05	<0.02	<0.05
MW021	20 Nov 2023	0902_MW021_231120	Normal	NSW_0902_PFASOMP_23	0.28	3.04	2.54	**5.58**	6.78	0.1	0.16	0.08	<0.02	0.1	0.1	0.29	0.09	<0.02	<0.02	<0.02	<0.02	<0.02	<0.05	<0.05	<0.05	<0.05	<0.05	<0.02	<0.05	<0.02	<0.05	<0.05	<0.02	<0.05
MW021	20 Nov 2023	0902_QC100_231120	Field_D	NSW_0902_PFASOMP_23	0.25	2.99	2.25	**5.24**	6.4	0.09	0.1	0.08	<0.02	0.1	0.1	0.34	0.08	0.02	<0.02	<0.02	<0.02	<0.02	<0.05	<0.05	<0.05	<0.05	<0.05	<0.02	<0.05	<0.02	<0.05	<0.05	<0.02	<0.05
MW021	20 Nov 2023	0902_QC200_231120	Interlab_D	NSW_0902_PFASOMP_23	0.32	3.5	2.7	**6.2**	7.7	0.12	0.16	0.08	<0.02	0.2	0.1	0.36	0.1	0.03	<0.02	<0.02	<0.05	<0.1	<0.5	<0.01	<0.01	<0.02	<0.02	<0.1	<0.05	<0.02	<0.05	<0.1	<0.02	<0.5
MW022	06 Jul 2017	0902_MW22_060717	Normal	NSW_0902_PFAS	0.1	4	3.05	**7.05**	8.41	0.35	0.44	0.12	<0.02	<0.1	<0.02	0.24	0.06	<0.02	<0.02	<0.02	<0.02	<0.02	<0.05	<0.05	0.05	<0.05	<0.05	<0.02	<0.05	<0.02	<0.05	<0.05	<0.02	<0.05
MW022	06 Jul 2017	0902_QC202_060717	Interlab_D	NSW_0902_PFAS	0.07	3.5	1.8	**5.3**	-	0.45	0.52	0.12	<0.02	<0.2	<0.02	0.24	0.02	0.02	<0.02	<0.02	<0.05	<0.1	<0.5	<0.01	0.04	0.01	<0.01	<0.1	<0.05	<0.02	<0.05	<0.1	<0.02	<0.5
MW022	11 Nov 2019	0902_MW022_191111	Normal	NSW_0902_PFASOMP	**0.91**	29.4	10.6	**40**	50	1.45	1.12	0.74	<0.02	0.6	1.22	2.53	0.46	0.4	0.17	0.03	<0.02	<0.02	<0.05	<0.05	0.21	0.11	<0.05	<0.02	<0.05	<0.02	<0.05	<0.05	<0.02	<0.05
MW022	13 May 2020	0902_MW022_200513	Normal	NSW_0902_PFASOMP	**1.1**	18.3	8.4	**26.7**	37.2	1.17	0.92	0.6	0.04	0.6	1.2	2.96	0.66	0.53	0.22	<0.02	<0.02	<0.02	<0.05	<0.05	0.49	<0.05	<0.05	0.02	<0.05	<0.02	<0.05	<0.05	<0.02	<0.05
MW022	13 May 2020	0902_QC104_200513	Field_D	NSW_0902_PFASOMP	**1**	16.8	7.44	**24.2**	33.7	1.08	0.86	0.55	0.03	0.5	1.08	2.69	0.56	0.48	0.2	<0.02	<0.02	<0.02	<0.05	<0.05	0.41	<0.05	<0.05	<0.02	<0.05	<0.02	<0.05	<0.05	<0.02	<0.05

Table T8 - Historical Groundwater Analytical Results

					PFAS					PFAS - Perfluoroalkyl Sulfonic Acids				PFAS - Perfluoroalkyl Carboxylic Acids										PFAS - (n:2) Fluorotelomer Sulfonic Acids				PFAS - Perfluoroalkyl Sulfonamides						
					Perfluorooctanoic acid (PFOA)	Perfluorooctane sulfonic acid (PFOS)	Perfluorohexane sulfonic acid (PFHxS)	Sum of PFHxS and PFOS	Sum of PFAS	Perfluorobutane sulfonic acid (PFBS)	Perfluoropentane sulfonic acid (PFPeS)	Perfluoroheptane sulfonic acid (PFHpS)	Perfluorodecane sulfonic acid (PFDS)	Perfluorobutanoic acid (PFBA)	Perfluoropentanoic acid (PFPeA)	Perfluorohexanoic acid (PFHxA)	Perfluoroheptanoic acid (PFHpA)	Perfluorononanoic acid (PFNA)	Perfluorodecanoic acid (PFDA)	Perfluoroundecanoic acid (PFUnDA)	Perfluorododecanoic acid (PFDoDA)	Perfluorotridecanoic acid (PFTrDA)	Perfluorotetradecanoic acid (PFTeDA)	4:2 Fluorotelomer sulfonic acid (4:2 FTS)	6:2 Fluorotelomer sulfonic acid (6:2 FTS)	8:2 Fluorotelomer sulfonic acid (8:2 FTS)	10:2 Fluorotelomer sulfonic acid (10:2 FTS)	Perfluorooctane sulfonamide (FOSA)	N-Methyl perfluorooctane sulfonamide (MeFOSA)	N-Methyl perfluorooctane sulfonamidoacetic acid (MeFOSAA)	N-methyl perfluorooctane sulfonamidoethanol (MeFOSE)	N-Ethyl perfluorooctane sulfonamide (EtFOSA)	N-Ethyl perfluorooctane sulfonamidoacetic acid (EtFOSAA)	N-Ethyl perfluorooctane sulfonamidoethanol (EtFOSE)
					µg/L	µg/L	µg/L	µg/L	µg/L	µg/L	µg/L	µg/L	µg/L	µg/L	µg/L	µg/L	µg/L	µg/L	µg/L	µg/L	µg/L	µg/L	µg/L	µg/L	µg/L	µg/L	µg/L	µg/L	µg/L	µg/L	µg/L	µg/L	µg/L	µg/L
MW022	09 Nov 2020	0902_MW022_201109	Normal	NSW_0902_PFASOMP	0.54	13	5.4	**18.4**	25.4	1.06	1.01	0.55	0.03	0.4	0.56	2	0.35	0.19	0.11	<0.02	<0.02	<0.02	<0.05	<0.05	0.13	0.07	<0.05	<0.02	<0.05	<0.02	<0.05	<0.05	<0.02	<0.05
MW022	05 May 2021	0902_MW022_210505	Normal	NSW_0902_PFASOMP	**0.69**	8.91	8.06	**17**	23.6	0.88	0.9	0.47	<0.02	0.4	0.68	1.87	0.38	0.14	0.04	<0.02	<0.02	<0.02	<0.05	<0.05	0.14	<0.05	<0.05	<0.02	<0.05	<0.02	<0.05	<0.05	<0.02	<0.05
MW022	22 Nov 2021	0902_MW022_211122	Normal	NSW_0902_PFASOMP	0.37	5.6	5.08	**10.7**	14.3	0.66	0.61	0.33	<0.02	0.2	0.24	0.94	0.18	0.05	<0.02	<0.02	<0.02	<0.02	<0.05	<0.05	0.06	<0.05	<0.05	<0.02	<0.05	<0.02	<0.05	<0.05	<0.02	<0.05
MW022	30 May 2022	0902_MW022_220530	Normal	NSW_0902_PFASOMP	0.06	1.67	2.06	**3.73**	4.71	0.23	0.29	0.08	<0.02	<0.1	0.05	0.23	0.04	<0.02	<0.02	<0.02	<0.02	<0.02	<0.05	<0.05	<0.05	<0.05	<0.05	<0.02	<0.05	<0.02	<0.05	<0.05	<0.02	<0.05
MW022	08 Nov 2022	0902_MW022_221108	Normal	NSW_0902_PFASOMP	0.07	1.24	2.39	**3.63**	4.81	0.28	0.34	0.07	<0.02	<0.1	0.06	0.32	0.04	<0.02	<0.02	<0.02	<0.02	<0.02	<0.05	<0.05	<0.05	<0.05	<0.05	<0.02	<0.05	<0.02	<0.05	<0.05	<0.02	<0.05
MW022	08 Nov 2022	0902_QC211_221108	Interlab_D	NSW_0902_PFASOMP	0.06	0.91	2.2	**3.1**	4.2	0.27	0.33	0.07	<0.02	0.06	0.06	0.23	0.04	<0.01	<0.02	<0.02	<0.05	<0.1	<0.5	<0.01	<0.01	<0.02	<0.02	<0.1	<0.05	<0.02	<0.05	<0.1	<0.02	<0.5
MW022	08 May 2023	0902_MW022_230508	Normal	NSW_0902_PFASOMP_23	0.48	12	10.1	**22.1**	28.6	1.3	1.18	0.44	0.02	0.2	0.69	1.61	0.39	0.13	0.02	<0.02	<0.02	<0.02	<0.05	<0.05	<0.05	<0.05	<0.05	<0.02	<0.05	<0.02	<0.05	<0.05	<0.02	<0.05
MW022	23 Nov 2023	0902_MW022_231123	Normal	NSW_0902_PFASOMP_23	0.09	1.9	2.72	**4.62**	6.09	0.34	0.43	0.08	<0.02	<0.1	0.09	0.36	0.08	<0.02	<0.02	<0.02	<0.02	<0.02	<0.05	<0.05	<0.05	<0.05	<0.05	<0.02	<0.05	<0.02	<0.05	<0.05	<0.02	<0.05
MW023	06 Jul 2017	0902_MW23_060717	Normal	NSW_0902_PFAS	<0.01	<0.01	0.05	0.05	0.07	0.02	<0.02	<0.02	<0.02	<0.1	<0.02	<0.02	<0.02	<0.02	<0.02	<0.02	<0.02	<0.02	<0.05	<0.05	<0.05	<0.05	<0.05	<0.02	<0.05	<0.02	<0.05	<0.05	<0.02	<0.05
MW023	06 Jul 2017	0902_QC102_060717	Field_D	NSW_0902_PFAS	<0.01	<0.01	0.03	0.03	0.03	<0.02	<0.02	<0.02	<0.02	<0.1	<0.02	<0.02	<0.02	<0.02	<0.02	<0.02	<0.02	<0.02	<0.05	<0.05	<0.05	<0.05	<0.05	<0.02	<0.05	<0.02	<0.05	<0.05	<0.02	<0.05
MW023	11 Nov 2019	0902_MW023_191111	Normal	NSW_0902_PFASOMP	<0.01	0.14	0.05	**0.19**	0.19	<0.02	<0.02	<0.02	<0.02	<0.1	<0.02	<0.02	<0.02	<0.02	<0.02	<0.02	<0.02	<0.02	<0.05	<0.05	<0.05	<0.05	<0.05	<0.02	<0.05	<0.02	<0.05	<0.05	<0.02	<0.05
MW023	13 May 2020	0902_MW023_200513	Normal	NSW_0902_PFASOMP	0.02	0.49	0.17	**0.66**	0.78	0.03	0.02	<0.02	<0.02	<0.1	<0.02	0.05	<0.02	<0.02	<0.02	<0.02	<0.02	<0.02	<0.05	<0.05	<0.05	<0.05	<0.05	<0.02	<0.05	<0.02	<0.05	<0.05	<0.02	<0.05
MW023	09 Nov 2020	0902_MW023_201109	Normal	NSW_0902_PFASOMP	<0.01	0.25	0.09	**0.34**	0.36	<0.02	<0.02	<0.02	<0.02	<0.1	<0.02	0.02	<0.02	<0.02	<0.02	<0.02	<0.02	<0.02	<0.05	<0.05	<0.05	<0.05	<0.05	<0.02	<0.05	<0.02	<0.05	<0.05	<0.02	<0.05
MW023	05 May 2021	0902_MW023_210505	Normal	NSW_0902_PFASOMP	<0.01	0.18	0.09	**0.27**	0.29	0.02	<0.02	<0.02	<0.02	<0.1	<0.02	<0.02	<0.02	<0.02	<0.02	<0.02	<0.02	<0.02	<0.05	<0.05	<0.05	<0.05	<0.05	<0.02	<0.05	<0.02	<0.05	<0.05	<0.02	<0.05
MW023	22 Nov 2021	0902_MW023_211122	Normal	NSW_0902_PFASOMP	<0.01	0.11	0.06	**0.17**	0.19	0.02	<0.02	<0.02	<0.02	<0.1	<0.02	<0.02	<0.02	<0.02	<0.02	<0.02	<0.02	<0.02	<0.05	<0.05	<0.05	<0.05	<0.05	<0.02	<0.05	<0.02	<0.05	<0.05	<0.02	<0.05
MW023	22 Nov 2021	0902_QC200_211122	Interlab_D	NSW_0902_PFASOMP	<0.01	0.13	0.07	**0.2**	0.21	0.01	<0.01	<0.01	<0.02	<0.02	<0.02	<0.01	<0.01	<0.01	<0.02	<0.02	<0.05	<0.1	<0.5	<0.01	<0.01	<0.02	<0.02	<0.1	<0.05	<0.02	<0.05	<0.1	<0.02	<0.5
MW023	27 May 2022	0902_MW023_220527	Normal	NSW_0902_PFASOMP	<0.01	0.02	0.05	0.07	0.09	0.02	<0.02	<0.02	<0.02	<0.1	<0.02	<0.02	<0.02	<0.02	<0.02	<0.02	<0.02	<0.02	<0.05	<0.05	<0.05	<0.05	<0.05	<0.02	<0.05	<0.02	<0.05	<0.05	<0.02	<0.05
MW023	08 Nov 2022	0902_MW023_221108	Normal	NSW_0902_PFASOMP	<0.01	0.02	0.11	**0.13**	0.21	0.04	0.04	<0.02	<0.02	<0.1	<0.02	<0.02	<0.02	<0.02	<0.02	<0.02	<0.02	<0.02	<0.05	<0.05	<0.05	<0.05	<0.05	<0.02	<0.05	<0.02	<0.05	<0.05	<0.02	<0.05
MW023	08 May 2023	0902_MW023_230508	Normal	NSW_0902_PFASOMP_23	<0.01	0.04	0.09	**0.13**	0.19	0.04	0.02	<0.02	<0.02	<0.1	<0.02	<0.02	<0.02	<0.02	<0.02	<0.02	<0.02	<0.02	<0.05	<0.05	<0.05	<0.05	<0.05	<0.02	<0.05	<0.02	<0.05	<0.05	<0.02	<0.05
MW023	20 Nov 2023	0902_MW023_231120	Normal	NSW_0902_PFASOMP_23	<0.01	0.03	0.07	**0.1**	0.15	0.03	0.02	<0.02	<0.02	<0.1	<0.02	<0.02	<0.02	<0.02	<0.02	<0.02	<0.02	<0.02	<0.05	<0.05	<0.05	<0.05	<0.05	<0.02	<0.05	<0.02	<0.05	<0.05	<0.02	<0.05
MW024	10 Jul 2017	0902_MW24_100717	Normal	NSW_0902_PFAS	<0.01	0.37	0.96	**1.33**	2.88	0.73	0.54	<0.02	<0.02	<0.1	<0.02	0.28	<0.02	<0.02	<0.02	<0.02	<0.02	<0.02	<0.05	<0.05	<0.05	<0.05	<0.05	<0.02	<0.05	<0.02	<0.05	<0.05	<0.02	<0.05
MW024	14 Nov 2019	0902_MW024_191114	Normal	NSW_0902_PFASOMP	<0.01	0.02	0.03	0.05	0.08	0.03	<0.02	<0.02	<0.02	<0.1	<0.02	<0.02	<0.02	<0.02	<0.02	<0.02	<0.02	<0.02	<0.05	<0.05	<0.05	<0.05	<0.05	<0.02	<0.05	<0.02	<0.05	<0.05	<0.02	<0.05
MW024	11 May 2020	0902_MW024_200511	Normal	NSW_0902_PFASOMP	<0.01	<0.01	0.04	0.04	0.06	0.02	<0.02	<0.02	<0.02	<0.1	<0.02	<0.02	<0.02	<0.02	<0.02	<0.02	<0.02	<0.02	<0.05	<0.05	<0.05	<0.05	<0.05	<0.02	<0.05	<0.02	<0.05	<0.05	<0.02	<0.05
MW024	10 Nov 2020	0902_MW024_201110	Normal	NSW_0902_PFASOMP	<0.01	0.01	0.05	0.06	0.11	0.03	0.02	<0.02	<0.02	<0.1	<0.02	<0.02	<0.02	<0.02	<0.02	<0.02	<0.02	<0.02	<0.05	<0.05	<0.05	<0.05	<0.05	<0.02	<0.05	<0.02	<0.05	<0.05	<0.02	<0.05
MW024	03 May 2021	0902_MW024_210503	Normal	NSW_0902_PFASOMP	<0.01	0.07	0.27	**0.34**	0.7	0.15	0.1	<0.02	<0.02	<0.1	0.02	0.09	<0.02	<0.02	<0.02	<0.02	<0.02	<0.02	<0.05	<0.05	<0.05	<0.05	<0.05	<0.02	<0.05	<0.02	<0.05	<0.05	<0.02	<0.05
MW024	23 Nov 2021	0902_MW024_211123	Normal	NSW_0902_PFASOMP	<0.01	0.06	0.28	**0.34**	1	0.3	0.14	<0.02	<0.02	<0.1	0.04	0.18	<0.02	<0.02	<0.02	<0.02	<0.02	<0.02	<0.05	<0.05	<0.05	<0.05	<0.05	<0.02	<0.05	<0.02	<0.05	<0.05	<0.02	<0.05
MW024	25 May 2022	0902_MW024_220525	Normal	NSW_0902_PFASOMP	<0.01	0.12	0.36	**0.48**	1.02	0.22	0.17	<0.02	<0.02	<0.1	0.03	0.12	<0.02	<0.02	<0.02	<0.02	<0.02	<0.02	<0.05	<0.05	<0.05	<0.05	<0.05	<0.02	<0.05	<0.02	<0.05	<0.05	<0.02	<0.05
MW024	02 Nov 2022	0902_MW024_221102	Normal	NSW_0902_PFASOMP	<0.01	0.3	0.25	**0.55**	0.88	0.1	0.1	<0.02	<0.02	<0.1	0.04	0.09	<0.02	<0.02	<0.02	<0.02	<0.02	<0.02	<0.05	<0.05	<0.05	<0.05	<0.05	<0.02	<0.05	<0.02	<0.05	<0.05	<0.02	<0.05
MW024	02 Nov 2022	0902_QC101_221102	Field_D	NSW_0902_PFASOMP	<0.01	0.23	0.31	**0.54**	0.98	0.15	0.14	<0.02	<0.02	<0.1	0.04	0.11	<0.02	<0.02	<0.02	<0.02	<0.02	<0.02	<0.05	<0.05	<0.05	<0.05	<0.05	<0.02	<0.05	<0.02	<0.05	<0.05	<0.02	<0.05
MW024	02 Nov 2022	0902_QC201_221102	Interlab_D	NSW_0902_PFASOMP	<0.01	0.09	0.39	**0.48**	1	0.2	0.19	<0.01	<0.02	0.03	0.03	0.09	<0.01	<0.01	<0.02	<0.02	<0.05	<0.1	<0.5	<0.01	<0.01	<0.02	<0.02	<0.1	<0.05	<0.02	<0.05	<0.1	<0.02	<0.5
MW024	12 May 2023	0902_MW024_230512	Normal	NSW_0902_PFASOMP_23	<0.01	0.03	0.48	**0.51**	1.18	0.29	0.22	<0.02	<0.02	<0.1	0.03	0.13	<0.02	<0.02	<0.02	<0.02	<0.02	<0.02	<0.05	<0.05	<0.05	<0.05	<0.05	<0.02	<0.05	<0.02	<0.05	<0.05	<0.02	<0.05
MW024	21 Nov 2023	0902_MW024_231121	Normal	NSW_0902_PFASOMP_23	<0.01	0.04	1.07	**1.11**	2.34	0.46	0.46	<0.02	<0.02	<0.1	0.05	0.26	<0.02	<0.02	<0.02	<0.02	<0.02	<0.02	<0.05	<0.05	<0.05	<0.05	<0.05	<0.02	<0.05	<0.02	<0.05	<0.05	<0.02	<0.05
MW025	05 Jul 2017	0902_MW25_050717	Normal	NSW_0902_PFAS	<0.01	<0.01	0.07	0.07	0.11	0.02	0.02	<0.02	<0.02	<0.1	<0.02	<0.02	<0.02	<0.02	<0.02	<0.02	<0.02	<0.02	<0.05	<0.05	<0.05	<0.05	<0.05	<0.02	<0.05	<0.02	<0.05	<0.05	<0.02	<0.05
MW025	13 Nov 2019	0902-MW025_191113	Normal	NSW_0902_PFASOMP	<0.01	<0.01	0.05	0.05	0.07	<0.02	<0.02	<0.02	<0.02	<0.1	<0.02	0.02	<0.02	<0.02	<0.02	<0.02	<0.02	<0.02	<0.05	<0.05	<0.05	<0.05	<0.05	<0.02	<0.05	<0.02	<0.05	<0.05	<0.02	<0.05
MW025	12 May 2020	0902_MW025_200512	Normal	NSW_0902_PFASOMP	<0.01	0.03	0.05	**0.08**	0.13	0.03	<0.02	<0.02	<0.02	<0.1	<0.02	0.02	<0.02	<0.02	<0.02	<0.02	<0.02	<0.02	<0.05	<0.05	<0.05	<0.05	<0.05	<0.02	<0.05	<0.02	<0.05	<0.05	<0.02	<0.05
MW025	11 Nov 2020	0902_MW025_201111	Normal	NSW_0902_PFASOMP	<0.01	0.01	0.03	0.04	0.04	<0.02	<0.02	<0.02	<0.02	<0.1	<0.02	<0.02	<0.02	<0.02	<0.02	<0.02	<0.02	<0.02	<0.05	<0.05	<0.05	<0.05	<0.05	<0.02	<0.05	<0.02	<0.05	<0.05	<0.02	<0.05
MW025	04 May 2021	0902_MW025_210504	Normal	NSW_0902_PFASOMP	<0.01	<0.01	0.03	0.03	0.03	<0.02	<0.02	<0.02	<0.02	<0.1	<0.02	<0.02	<0.02	<0.02	<0.02	<0.02	<0.02	<0.02	<0.05	<0.05	<0.05	<0.05	<0.05	<0.02	<0.05	<0.02	<0.05	<0.05	<0.02	<0.05
MW025	22 Nov 2021	0902_MW025_211122	Normal	NSW_0902_PFASOMP	<0.01	0.02	0.03	0.05	0.07	<0.02	<0.02	<0.02	<0.02	<0.1	<0.02	0.02	<0.02	<0.02	<0.02	<0.02	<0.02	<0.02	<0.05	<0.05	<0.05	<0.05	<0.05	<0.02	<0.05	<0.02	<0.05	<0.05	<0.02	<0.05
MW025	24 May 2022	0902_MW025_220524	Normal	NSW_0902_PFASOMP	<0.01	<0.01	0.05	0.05	0.05	<0.02	<0.02	<0.02	<0.02	<0.1	<0.02	<0.02	<0.02	<0.02	<0.02	<0.02	<0.02	<0.02	<0.05	<0.05	<0.05	<0.05	<0.05	<0.02	<0.05	<0.02	<0.05	<0.05	<0.02	<0.05
MW025	07 Nov 2022	0902_MW025_221107	Normal	NSW_0902_PFASOMP	<0.01	0.01	0.05	0.06	0.06	<0.02	<0.02	<0.02	<0.02	<0.1	<0.02	<0.02	<0.02	<0.02	<0.02	<0.02	<0.02	<0.02	<0.05	<0.05	<0.05	<0.05	<0.05	<0.02	<0.05	<0.02	<0.05	<0.05	<0.02	<0.05
MW025	07 Nov 2022	0902_QC108_221107	Field_D	NSW_0902_PFASOMP	<0.01	0.02	0.04	0.06	0.06	<0.02	<0.02	<0.02	<0.02	<0.1	<0.02	<0.02	<0.02	<0.02	<0.02	<0.02	<0.02	<0.02	<0.05	<0.05	<0.05	<0.05	<0.05	<0.02	<0.05	<0.02	<0.05	<0.05	<0.02	<0.05
MW025	09 May 2023	0902_MW025_230509	Normal	NSW_0902_PFASOMP_23	<0.01	0.11	0.04	**0.15**	0.23	<0.02	<0.02	<0.02	<0.02	<0.1	0.04	0.04	<0.02	<0.02	<0.02	<0.02	<0.02	<0.02	<0.05	<0.05	<0.05	<0.05	<0.05	<0.02	<0.05	<0.02	<0.05	<0.05	<0.02	<0.05
MW025	23 Nov 2023	0902_MW025_231123	Normal	NSW_0902_PFASOMP_23	<0.01	0.1	0.04	**0.14**	0.2	<0.02	<0.02	<0.02	<0.02	<0.1	0.03	0.03	<0.02	<0.02	<0.02	<0.02	<0.02	<0.02	<0.05	<0.05	<0.05	<0.05	<0.05	<0.02	<0.05	<0.02	<0.05	<0.05	<0.02	<0.05
MW026	05 Jul 2017	0902_MW26_050717	Normal	NSW_0902_PFAS	0.39	1.23	12.7	**13.9**	18.2	1.02	1.31	0.38	<0.02	<0.1	0.14	0.84	0.23	<0.02	<0.02	<0.02	<0.02	<0.02	<0.05	<0.05	<0.05	<0.05	<0.05	<0.02	<0.05	<0.02	<0.05	<0.05	<0.02	<0.05
MW026	13 Nov 2019	0902-MW026_191113	Normal	NSW_0902_PFASOMP	0.12	0.41	2.44	**2.85**	4.12	0.28	0.24	0.11	<0.02	<0.1	0.08	0.38	0.06	<0.02	<0.02	<0.02	<0.02	<0.02	<0.05	<0.05	<0.05	<0.05	<0.05	<0.02	<0.05	<0.02	<0.05	<0.05	<0.02	<0.05
MW026	11 May 2020	0902_MW026_200511	Normal	NSW_0902_PFASOMP	0.1	0.37	2.21	**2.58**	3.74	0.22	0.34	0.09	<0.02	<0.1	0.06	0.3	0.05	<0.02	<0.02	<0.02	<0.02	<0.02	<0.05	<0.05	<0.05	<0.05	<0.05	<0.02	<0.05	<0.02	<0.05	<0.05	<0.02	<0.05
MW026	11 Nov 2020	0902_MW026_201111	Normal	NSW_0902_PFASOMP	0.03	0.18	0.82	**1**	1.4	0.1	0.11	0.03	<0.02	<0.1	0.02	0.11	<0.02	<0.02	<0.02	<0.02	<0.02	<0.02	<0.05	<0.05	<0.05	<0.05	<0.05	<0.02	<0.05	<0.02	<0.05	<0.05	<0.02	<0.05
MW026	04 May 2021	0902_MW026_210504	Normal	NSW_0902_PFASOMP	0.15	0.48	3.16	**3.64**	5.38	0.42	0.4	0.14	<0.02	<0.1	0.09	0.46	0.08	<0.02	<0.02	<0.02	<0.02	<0.02	<0.05	<0.05	<0.05	<0.05	<0.05	<0.02	<0.05	<0.02	<0.05	<0.05	<0.02	<0.05
MW026	22 Nov 2021	0902_MW026_211122	Normal	NSW_0902_PFASOMP	0.18	0.74	3.84	**4.58**	7.29	0.78	0.6	0.15	<0.02	<0.1	0.16	0.73	0.11	<0.02	<0.02	<0.02	<0.02	<0.02	<0.05	<0.05	<0.05	<0.05	<0.05	<0.02	<0.05	<0.02	<0.05	<0.05	<0.02	<0.05
MW026	24 May 2022	0902_MW026_220524	Normal	NSW_0902_PFASOMP	0.21	1.13	4.82	**5.95**	8.67	0.61	0.8	0.24	<0.02	<0.1	0.14	0.6	0.12	<0.02	<0.02	<0.02	<0.02	<0.02	<0.05	<0.05	<0.05	<0.05	<0.05	<0.02	<0.05	<0.02	<0.05	<0.05	<0.02	<0.05
MW026	07 Nov 2022	0902_MW026_221107	Normal	NSW_0902_PFASOMP	0.1	0.6	2.35	**2.95**	4.38	0.36	0.4	0.09	<0.02	<0.1	0.06	0.36	0.06	<0.02	<0.02	<0.02	<0.02	<0.02	<0.05	<0.05	<0.05	<0.05	<0.05	<0.02	<0.05	<0.02	<0.05	<0.05	<0.02	<0.05
MW026	12 May 2023	0902_MW026_230512	Normal	NSW_0902_PFASOMP_23	0.14	0.52	3.31	**3.83**	5.6	0.44	0.5	0.13	<0.02	<0.1	0.08	0.41	0.07	<0.02	<0.02	<0.02	<0.02	<0.02	<0.05	<0.05	<0.05	<0.05	<0.05	<0.02	<0.05	<0.02	<0.05	<0.05	<0.02	<0.05
MW026	23 Nov 2023	0902_MW026_231123	Normal	NSW_0902_PFASOMP_23	0.15	0.57	3.43	**4**	5.75	0.39	0.56	0.12	<0.02	<0.1	0.08	0.38	0.07	<0.02	<0.02	<0.02	<0.02	<0.02	<0.05	<0.05	<0.05	<0.05	<0.05	<0.02	<0.05	<0.02	<0.05	<0.05	<0.02	<0.05
MW027	10 Jul 2017	0902_MW27_100717	Normal	NSW_0902_PFAS	<0.01	0.08	0.48	**0.56**	0.82	0.11	0.1	<0.02	<0.02	<0.1	<0.02	0.05	<0.02	<0.02	<0.02	<0.02	<0.02	<0.02	<0.05	<0.05	<0.05	<0.05	<0.05	<0.02	<0.05	<0.02	<0.05	<0.05	<0.02	<0.05
MW027	13 Nov 2019	0902-MW027_191113	Normal	NSW_0902_PFASOMP	0.02	0.18	0.92	**1.1**	1.65	0.19	0.17	0.02	<0.02	<0.1	0.02	0.13	<0.02	<0.02	<0.02	<0.02	<0.02	<0.02	<0.05	<0.05	<0.05	<0.05	<0.05	<0.02	<0.05	<0.02	<0.05	<0.05	<0.02	<0.05
MW027	11 May 2020	0902_MW027_200511	Normal	NSW_0902_PFASOMP	0.02	0.19	0.95	**1.14**	1.69	0.19	0.23	<0.02	<0.02	<0.1	<0.02	0.11	<0.02	<0.02	<0.02	<0.02	<0.02	<0.02	<0.05	<0.05	<0.05	<0.05	<0.05	<0.02	<0.05	<0.02	<0.05	<0.05	<0.02	<0.05
MW027	10 Nov 2020	0902_MW027_201110	Normal	NSW_0902_PFASOMP	0.02	0.22	0.77	**0.99**	1.51	0.18	0.21	<0.02	<0.02	<0.1	0.02	0.09	<0.02	<0.02	<0.02	<0.02	<0.02	<0.02	<0.05	<0.05	<0.05	<0.05	<0.05	<0.02	<0.05	<0.02	<0.05	<0.05	<0.02	<0.05
MW027	10 Nov 2020	0902_QC101_201110	Field_D	NSW_0902_PFASOMP	0.02	0.24	0.87	**1.11**	1.61	0.19	0.2	<0.02	<0.02	<0.1	<0.02	0.09	<0.02	<0.02	<0.02	<0.02	<0.02	<0.02	<0.05	<0.05	<0.05	<0.05	<0.05	<0.02	<0.05	<0.02	<0.05	<0.05	<0.02	<0.05
MW027	03 May 2021	0902_MW027_210503	Normal	NSW_0902_PFASOMP	0.03	0.31	0.98	**1.29**	1.87	0.19	0.18	0.03	<0.02	<0.1	0.03	0.12	<0.02	<0.02	<0.02	<0.02	<0.02	<0.02	<0.05	<0.05	<0.05	<0.05	<0.05	<0.02	<0.05	<0.02	<0.05	<0.05	<0.02	<0.05
MW027	23 Nov 2021	0902_MW027_211123	Normal	NSW_0902_PFASOMP	0.02	0.31	0.97	**1.28**	1.92	0.23	0.17	0.02	<0.02	<0.1	0.03	0.17	<0.02	<0.02	<0.02	<0.02	<0.02	<0.02	<0.05	<0.05	<0.05	<0.05	<0.05	<0.02	<0.05	<0.02	<0.05	<0.05	<0.02	<0.05
MW027	25 May 2022	0902_MW027_220525	Normal	NSW_0902_PFASOMP	0.02	0.49	1.24	**1.73**	2.49	0.23	0.26	0.03	<0.02	<0.1	0.03	0.17	0.02	<0.02	<0.02	<0.02	<0.02	<0.02	<0.05	<0.05	<0.05	<0.05	<0.05	<0.02	<0.05	<0.02	<0.05	<0.05	<0.02	<0.05
MW027	25 May 2022	0902_QC103_220525	Field_D	NSW_0902_PFASOMP	0.03	0.54	1.6	**2.14**	3.11	0.3	0.34	0.04	<0.02	<0.1	0.04	0.19	0.03	<0.02	<0.02	<0.02	<0.02	<0.02	<0.05	<0.05	<0.05	<0.05	<0.05	<0.02	<0.05	<0.02	<0.05	<0.05	<0.02	<0.05

Table T8 - Historical Groundwater Analytical Results

					PFAS					PFAS - Perfluoroalkyl Sulfonic Acids				PFAS - Perfluoroalkyl Carboxylic Acids										PFAS - (n:2) Fluorotelomer Sulfonic Acids				PFAS - Perfluoroalkyl Sulfonamides						
					Perfluorooctanoic acid (PFOA)	Perfluorooctane sulfonic acid (PFOS)	Perfluorohexane sulfonic acid (PFHxS)	Sum of PFHxS and PFOS	Sum of PFAS	Perfluorobutane sulfonic acid (PFBS)	Perfluoropentane sulfonic acid (PFPeS)	Perfluoroheptane sulfonic acid (PFHpS)	Perfluorodecane sulfonic acid (PFDS)	Perfluorobutanoic acid (PFBA)	Perfluoropentanoic acid (PFPeA)	Perfluorohexanoic acid (PFHxA)	Perfluoroheptanoic acid (PFHpA)	Perfluorononanoic acid (PFNA)	Perfluorodecanoic acid (PFDA)	Perfluoroundecanoic acid (PFUnDA)	Perfluorododecanoic acid (PFDoDA)	Perfluorotridecanoic acid (PFTrDA)	Perfluorotetradecanoic acid (PFTeDA)	4:2 Fluorotelomer sulfonic acid (4:2 FTS)	6:2 Fluorotelomer sulfonic acid (6:2 FTS)	8:2 Fluorotelomer sulfonic acid (8:2 FTS)	10:2 Fluorotelomer sulfonic acid (10:2 FTS)	Perfluorooctane sulfonamide (FOSA)	N-Methyl perfluorooctane sulfonamide (MeFOSA)	N-Methyl perfluorooctane sulfonamidoacetic acid (MeFOSAA)	N-methyl perfluorooctane sulfonamidoethanol (MeFOSE)	N-Ethyl perfluorooctane sulfonamide (EtFOSA)	N-Ethyl perfluorooctane sulfonamidoacetic acid (EtFOSAA)	N-Ethyl perfluorooctane sulfonamidoethanol (EtFOSE)
					µg/L	µg/L	µg/L	µg/L	µg/L	µg/L	µg/L	µg/L	µg/L	µg/L	µg/L	µg/L	µg/L	µg/L	µg/L	µg/L	µg/L	µg/L	µg/L	µg/L	µg/L	µg/L	µg/L	µg/L	µg/L	µg/L	µg/L	µg/L	µg/L	µg/L
MW027	02 Nov 2022	0902_MW027_221102	Normal	NSW_0902_PFASOMP	0.03	0.49	1.28	**1.77**	2.58	0.22	0.26	0.03	<0.02	<0.1	0.04	0.21	0.02	<0.02	<0.02	<0.02	<0.02	<0.05	<0.05	<0.05	<0.05	<0.05	<0.02	<0.05	<0.02	<0.05	<0.05	<0.02	<0.05
MW028	10 Jul 2017	0902_MW28_100717	Normal	NSW_0902_PFAS	0.1	0.03	8.7	**8.73**	23.2	4.32	3.53	<0.02	<0.02	0.6	0.86	4.38	0.7	<0.02	<0.02	<0.02	<0.02	<0.02	<0.05	<0.05	<0.05	<0.05	<0.05	<0.02	<0.05	<0.02	<0.05	<0.05	<0.02	<0.05
MW028	13 Nov 2019	0902-MW028_191113	Normal	NSW_0902_PFASOMP	0.01	0.24	0.1	**0.34**	1.14	0.12	0.03	<0.02	<0.02	<0.1	0.04	0.3	0.02	<0.02	<0.02	<0.02	<0.02	<0.05	<0.05	0.28	<0.05	<0.05	<0.02	<0.05	<0.02	<0.05	<0.05	<0.02	<0.05
MW028	11 May 2020	0902_MW028_200511	Normal	NSW_0902_PFASOMP	0.1	0.04	9.46	**9.5**	25.4	3.52	4.13	<0.02	<0.02	0.6	1	5.91	0.67	<0.02	<0.02	<0.02	<0.02	<0.02	<0.05	<0.05	<0.05	<0.05	<0.05	<0.02	<0.05	<0.02	<0.05	<0.05	<0.02	<0.05
MW028	10 Nov 2020	0902_MW028_201110	Normal	NSW_0902_PFASOMP	0.07	0.04	6.49	**6.53**	17.2	2.45	2.57	<0.02	<0.02	0.6	0.86	3.57	0.56	<0.02	<0.02	<0.02	<0.02	<0.02	<0.05	<0.05	<0.05	<0.05	<0.05	<0.02	<0.05	<0.02	<0.05	<0.05	<0.02	<0.05
MW028	03 May 2021	0902_MW028_210503	Normal	NSW_0902_PFASOMP	0.16	0.04	12.1	**12.1**	29.2	3.79	4.2	<0.02	<0.02	0.7	1.31	6.08	0.86	<0.02	<0.02	<0.02	<0.02	<0.02	<0.05	<0.05	<0.05	<0.05	<0.05	<0.02	<0.05	<0.02	<0.05	<0.05	<0.02	<0.05
MW028	23 Nov 2021	0902_MW028_211123	Normal	NSW_0902_PFASOMP	0.07	0.12	4.31	**4.43**	10.6	1.7	1.28	<0.02	<0.02	0.2	0.43	2.18	0.26	<0.02	<0.02	<0.02	<0.02	<0.02	<0.05	<0.05	<0.05	<0.05	<0.05	<0.02	<0.05	<0.02	<0.05	<0.05	<0.02	<0.05
MW028	25 May 2022	0902_MW028_220525	Normal	NSW_0902_PFASOMP	0.14	0.09	9.73	**9.82**	19.2	2.12	2.84	0.03	<0.02	0.4	0.47	2.87	0.54	<0.02	<0.02	<0.02	<0.02	<0.02	<0.05	<0.05	<0.05	<0.05	<0.05	<0.02	<0.05	<0.02	<0.05	<0.05	<0.02	<0.05
MW028	02 Nov 2022	0902_MW028_221102	Normal	NSW_0902_PFASOMP	0.24	0.1	16.5	**16.6**	31.6	2.97	4.49	0.02	<0.02	0.5	1	5	0.74	<0.02	<0.02	<0.02	<0.02	<0.02	<0.05	<0.05	<0.05	<0.05	<0.05	<0.02	<0.05	<0.02	<0.05	<0.05	<0.02	<0.05
MW028	12 May 2023	0902_MW028_230512	Normal	NSW_0902_PFASOMP_23	0.23	0.07	11.8	**11.9**	23.4	2.66	2.69	0.05	<0.02	0.6	0.9	3.75	0.67	<0.02	<0.02	<0.02	<0.02	<0.02	<0.05	<0.05	<0.05	<0.05	<0.05	<0.02	<0.05	<0.02	<0.05	<0.05	<0.02	<0.05
MW028	21 Nov 2023	0902_MW028_231121	Normal	NSW_0902_PFASOMP_23	0.32	0.04	12.8	**12.8**	25	2.3	3.7	0.04	<0.02	0.5	0.87	3.74	0.69	<0.02	<0.02	<0.02	<0.02	<0.02	<0.05	<0.05	<0.05	<0.05	<0.05	<0.02	<0.05	<0.02	<0.05	<0.05	<0.02	<0.05
MW030	05 Nov 2013	BH8-8	Normal	ACTNSW_Hist_202009-2	<0.02	0.08	-	-	-	-	-	-	-	-	-	-	-	-	-	-	-	-	-	-	-	-	-	-	-	-	-	-	-	-
MW030	03 Jul 2017	0902_MW30_030717	Normal	NSW_0902_PFAS	0.18	1.21	3.82	**5.03**	6.66	0.52	0.36	0.1	<0.02	<0.1	0.06	0.34	0.07	<0.02	<0.02	<0.02	<0.02	<0.02	<0.05	<0.05	<0.05	<0.05	<0.05	<0.02	<0.05	<0.02	<0.05	<0.05	<0.02	<0.05
MW030	14 Nov 2019	0902_MW030_191114	Normal	NSW_0902_PFASOMP	0.17	1.06	2.06	**3.12**	4.44	0.32	0.32	0.07	<0.02	<0.1	0.06	0.32	0.06	<0.02	<0.02	<0.02	<0.02	<0.02	<0.05	<0.05	<0.05	<0.05	<0.05	<0.02	<0.05	<0.02	<0.05	<0.05	<0.02	<0.05
MW030	14 Nov 2019	0902_QC201_191114	Interlab_D	NSW_0902_PFASOMP	0.11	0.86	1.7	**2.56**	-	0.23	0.21	0.043	<0.01	0.13	0.048	0.24	0.043	<0.01	<0.01	<0.01	<0.01	<0.02	<0.02	<0.01	<0.01	<0.01	<0.01	<0.01	<0.02	<0.01	<0.05	<0.02	<0.01	<0.05
MW030	13 May 2020	0902_MW030_200513	Normal	NSW_0902_PFASOMP	0.19	1.27	2.22	**3.49**	4.92	0.35	0.31	0.09	<0.02	<0.1	0.07	0.35	0.07	<0.02	<0.02	<0.02	<0.02	<0.02	<0.05	<0.05	<0.05	<0.05	<0.05	<0.02	<0.05	<0.02	<0.05	<0.05	<0.02	<0.05
MW030	13 May 2020	0902_QC202_200513	Interlab_D	NSW_0902_PFASOMP	0.12	0.83	1.6	**2.43**	-	0.28	0.26	0.048	<0.01	0.084	0.053	0.24	0.053	<0.01	<0.01	<0.01	<0.01	<0.02	<0.02	<0.01	<0.01	<0.01	<0.01	<0.01	<0.02	<0.01	<0.05	<0.02	<0.01	<0.05
MW030	11 Nov 2020	0902_MW030_201111	Normal	NSW_0902_PFASOMP	0.2	1.62	2.5	**4.12**	5.99	0.36	0.49	0.12	<0.02	0.1	0.09	0.42	0.09	<0.02	<0.02	<0.02	<0.02	<0.02	<0.05	<0.05	<0.05	<0.05	<0.05	<0.02	<0.05	<0.02	<0.05	<0.05	<0.02	<0.05
MW030	11 Nov 2020	0902_QC102_201111	Field_D	NSW_0902_PFASOMP	0.19	1.47	2.42	**3.89**	5.68	0.34	0.49	0.1	<0.02	0.1	0.08	0.41	0.08	<0.02	<0.02	<0.02	<0.02	<0.02	<0.05	<0.05	<0.05	<0.05	<0.05	<0.02	<0.05	<0.02	<0.05	<0.05	<0.02	<0.05
MW030	03 May 2021	0902_MW030_210503	Normal	NSW_0902_PFASOMP	0.11	1.07	1.84	**2.91**	4.06	0.28	0.27	0.07	<0.02	<0.10	0.06	0.3	0.06	<0.02	<0.02	<0.02	<0.02	<0.02	<0.05	<0.05	<0.05	<0.05	<0.05	<0.02	<0.05	<0.02	<0.05	<0.05	<0.02	<0.05
MW030	23 Nov 2021	0902_MW030_211123	Normal	NSW_0902_PFASOMP	0.12	0.94	1.57	**2.51**	3.57	0.28	0.21	0.05	<0.02	<0.1	0.05	0.3	0.05	<0.02	<0.02	<0.02	<0.02	<0.02	<0.05	<0.05	<0.05	<0.05	<0.05	<0.02	<0.05	<0.02	<0.05	<0.05	<0.02	<0.05
MW030	23 Nov 2021	0902_QC205_211123	Interlab_D	NSW_0902_PFASOMP	0.09	0.69	1.3	**2**	2.8	0.2	0.2	0.04	<0.02	0.04	0.04	0.2	0.04	<0.01	<0.02	<0.02	<0.05	<0.1	<0.5	<0.01	<0.01	<0.02	<0.02	<0.1	<0.05	<0.02	<0.05	<0.1	<0.02	<0.5
MW030	26 May 2022	0902_MW030_220526	Normal	NSW_0902_PFASOMP	0.07	0.39	1.03	**1.42**	2.09	0.17	0.18	0.03	<0.02	<0.1	0.02	0.16	0.04	<0.02	<0.02	<0.02	<0.02	<0.02	<0.05	<0.05	<0.05	<0.05	<0.05	<0.02	<0.05	<0.02	<0.05	<0.05	<0.02	<0.05
MW030	11 Nov 2022	0902_MW030_221111	Normal	NSW_0902_PFASOMP	0.12	0.75	1.47	**2.22**	3.22	0.25	0.23	0.05	<0.02	<0.1	0.05	0.25	0.05	<0.02	<0.02	<0.02	<0.02	<0.02	<0.05	<0.05	<0.05	<0.05	<0.05	<0.02	<0.05	<0.02	<0.05	<0.05	<0.02	<0.05
MW030	07 Dec 2022	0902_MW030_221207	Normal	NSW_0902_PFASMGMT	0.3	1.9	3.1	**5**	7.2	0.44	0.47	0.11	<0.02	0.1	0.1	0.53	0.11	<0.01	<0.02	<0.02	<0.05	<0.1	<0.5	<0.01	<0.01	<0.02	<0.02	<0.1	<0.05	<0.02	<0.05	<0.1	<0.02	<0.5
MW030	08 May 2023	0902_MW030_230508	Normal	NSW_0902_PFASOMP_23	0.05	0.27	0.76	**1.03**	1.49	0.13	0.11	<0.02	<0.02	<0.1	0.03	0.12	0.02	<0.02	<0.02	<0.02	<0.02	<0.02	<0.05	<0.05	<0.05	<0.05	<0.05	<0.02	<0.05	<0.02	<0.05	<0.05	<0.02	<0.05
MW030	20 Nov 2023	0902_MW030_231120	Normal	NSW_0902_PFASOMP_23	0.04	0.36	0.52	**0.88**	1.17	0.09	0.09	<0.02	<0.02	<0.1	<0.02	0.07	<0.02	<0.02	<0.02	<0.02	<0.02	<0.02	<0.05	<0.05	<0.05	<0.05	<0.05	<0.02	<0.05	<0.02	<0.05	<0.05	<0.02	<0.05
MW032	04 Jul 2017	0902_MW32_040717	Normal	NSW_0902_PFAS	0.5	5.98	25.4	**31.4**	45.4	4.09	4.67	0.64	<0.02	<0.1	0.53	3.1	0.45	<0.02	<0.02	<0.02	<0.02	<0.02	<0.05	<0.05	<0.05	<0.05	<0.05	<0.02	<0.05	<0.02	<0.05	<0.05	<0.02	<0.05
MW032	18 Jun 2019	MW32_180619	Normal	NSW_0902_FSBGME	0.39	4.7	13.6	**18.3**	28.2	2.04	2.68	0.56	<0.02	0.3	0.53	3.15	0.29	<0.02	<0.02	<0.02	<0.02	<0.02	<0.05	<0.05	<0.05	<0.05	<0.05	<0.02	<0.05	<0.02	<0.05	<0.05	<0.02	<0.05
MW032	28 Nov 2019	0902_MW032_191128	Normal	NSW_0902_PFASOMP	0.51	4.18	15.6	**19.8**	33	2.88	3.73	0.67	<0.02	0.3	0.61	4.24	0.32	<0.02	<0.02	<0.02	<0.02	<0.02	<0.05	<0.05	<0.05	<0.05	<0.05	<0.02	<0.05	<0.02	<0.05	<0.05	<0.02	<0.05
MW032	11 May 2020	0902_MW032_200512	Normal	NSW_0902_PFASOMP	0.43	5.97	15.2	**21.2**	34	2.2	4.34	0.71	<0.02	1	0.52	3.28	0.31	<0.02	<0.02	<0.02	<0.02	<0.02	<0.05	<0.05	<0.05	<0.05	<0.05	<0.02	<0.05	<0.02	<0.05	<0.05	<0.02	<0.05
MW032	11 Nov 2020	0902_MW032_201111	Normal	NSW_0902_PFASOMP	0.28	4.18	9.14	**13.3**	20.9	1.46	1.78	0.53	<0.02	1	0.36	1.96	0.2	<0.02	<0.02	<0.02	<0.02	<0.02	<0.05	<0.05	<0.05	<0.05	<0.05	<0.02	<0.05	<0.02	<0.05	<0.05	<0.02	<0.05
MW032	05 May 2021	0902_MW032_210505	Normal	NSW_0902_PFASOMP	0.2	0.34	5.35	**5.69**	9.88	1.1	1.05	0.18	<0.02	<0.1	0.23	1.26	0.17	<0.02	<0.02	<0.02	<0.02	<0.02	<0.05	<0.05	<0.05	<0.05	<0.05	<0.02	<0.05	<0.02	<0.05	<0.05	<0.02	<0.05
MW032	24 Nov 2021	0902_MW032_211124	Normal	NSW_0902_PFASOMP	0.39	4.2	13.7	**17.9**	29.1	2.51	2.42	0.51	<0.02	1	0.51	3.56	0.27	<0.02	<0.02	<0.02	<0.02	<0.02	<0.05	<0.05	<0.05	<0.05	<0.05	<0.02	<0.05	<0.02	<0.05	<0.05	<0.02	<0.05
MW032	24 May 2022	0902_MW032_220524	Normal	NSW_0902_PFASOMP	0.3	2.99	9.51	**12.5**	18.8	1.3	1.92	0.37	<0.02	0.5	0.21	1.54	0.17	<0.02	<0.02	<0.02	<0.02	<0.02	<0.05	<0.05	<0.05	<0.05	<0.05	<0.02	<0.05	<0.02	<0.05	<0.05	<0.02	<0.05
MW032	10 Nov 2022	0902_MW032_221110	Normal	NSW_0902_PFASOMP	0.42	3.63	13.1	**16.7**	25.3	2.05	2.09	0.3	<0.02	0.6	0.44	2.4	0.25	<0.02	<0.02	<0.02	<0.02	<0.02	<0.05	<0.05	<0.05	<0.05	<0.05	<0.02	<0.05	<0.02	<0.05	<0.05	<0.02	<0.05
MW032	15 May 2023	0902_MW032_230515	Normal	NSW_0902_PFASOMP_23	0.35	3.11	11.6	**14.7**	22.4	1.87	1.8	0.33	<0.02	0.6	0.38	2.1	0.22	<0.02	<0.02	<0.02	<0.02	<0.02	<0.05	<0.05	<0.05	<0.05	<0.05	<0.02	<0.05	<0.02	<0.05	<0.05	<0.02	<0.05
MW032	21 Nov 2023	0902_MW032_231121	Normal	NSW_0902_PFASOMP_23	0.35	2.92	8.82	**11.7**	19.5	1.61	2.17	0.34	<0.02	0.8	0.37	1.96	0.2	<0.02	<0.02	<0.02	<0.02	<0.02	<0.05	<0.05	<0.05	<0.05	<0.05	<0.02	<0.05	<0.02	<0.05	<0.05	<0.02	<0.05
MW033	04 Jul 2017	0902_MW33_040717	Normal	NSW_0902_PFAS	0.04	0.07	4.77	**4.84**	6.73	0.55	0.65	0.02	<0.02	<0.1	0.1	0.45	0.08	<0.02	<0.02	<0.02	<0.02	<0.02	<0.05	<0.05	<0.05	<0.05	<0.05	<0.02	<0.05	<0.02	<0.05	<0.05	<0.02	<0.05
MW033	18 Jun 2019	MW33_180619	Normal	NSW_0902_FSBGME	0.01	0.05	1.44	**1.49**	2.26	0.15	0.22	<0.02	<0.02	<0.1	0.06	0.31	0.02	<0.02	<0.02	<0.02	<0.02	<0.02	<0.05	<0.05	<0.05	<0.05	<0.05	<0.02	<0.05	<0.02	<0.05	<0.05	<0.02	<0.05
MW033	28 Nov 2019	0902_MW033_191128	Normal	NSW_0902_PFASOMP	0.01	0.07	0.52	**0.59**	0.78	0.04	0.05	<0.02	<0.02	<0.1	0.02	0.07	<0.02	<0.02	<0.02	<0.02	<0.02	<0.02	<0.05	<0.05	<0.05	<0.05	<0.05	<0.02	<0.05	<0.02	<0.05	<0.05	<0.02	<0.05
MW033	11 May 2020	0902_MW033_200512	Normal	NSW_0902_PFASOMP	0.01	0.14	0.45	**0.59**	0.78	0.04	0.05	<0.02	<0.02	<0.1	0.02	0.07	<0.02	<0.02	<0.02	<0.02	<0.02	<0.02	<0.05	<0.05	<0.05	<0.05	<0.05	<0.02	<0.05	<0.02	<0.05	<0.05	<0.02	<0.05
MW033	11 Nov 2020	0902_MW033_201111	Normal	NSW_0902_PFASOMP	<0.01	0.11	0.1	**0.21**	0.21	<0.02	<0.02	<0.02	<0.02	<0.1	<0.02	<0.02	<0.02	<0.02	<0.02	<0.02	<0.02	<0.05	<0.05	<0.05	<0.05	<0.05	<0.02	<0.05	<0.02	<0.05	<0.05	<0.02	<0.05
MW033	05 May 2021	0902_MW033_210505	Normal	NSW_0902_PFASOMP	0.36	3.12	14.2	**17.3**	27.8	2.05	2.66	0.57	<0.02	1.1	0.54	2.91	0.27	<0.02	<0.02	<0.02	<0.02	<0.02	<0.05	<0.05	<0.05	<0.05	<0.05	<0.02	<0.05	<0.02	<0.05	<0.05	<0.02	<0.05
MW033	24 Nov 2021	0902_MW033_211124	Normal	NSW_0902_PFASOMP	<0.01	0.02	0.1	**0.12**	0.14	<0.02	<0.02	<0.02	<0.02	<0.1	<0.02	0.02	<0.02	<0.02	<0.02	<0.02	<0.02	<0.02	<0.05	<0.05	<0.05	<0.05	<0.05	<0.02	<0.05	<0.02	<0.05	<0.05	<0.02	<0.05
MW033	24 May 2022	0902_MW033_220524	Normal	NSW_0902_PFASOMP	0.04	0.26	0.03	**0.29**	0.56	<0.02	<0.02	<0.02	<0.02	<0.1	0.08	0.07	0.06	0.02	<0.02	<0.02	<0.02	<0.02	<0.05	<0.05	<0.05	<0.05	<0.05	<0.02	<0.05	<0.02	<0.05	<0.05	<0.02	<0.05
MW033	10 Nov 2022	0902_MW033_221110	Normal	NSW_0902_PFASOMP	0.01	0.25	0.03	**0.28**	0.31	<0.02	<0.02	<0.02	<0.02	<0.1	<0.02	0.02	<0.02	<0.02	<0.02	<0.02	<0.02	<0.02	<0.05	<0.05	<0.05	<0.05	<0.05	<0.02	<0.05	<0.02	<0.05	<0.05	<0.02	<0.05
MW033	15 May 2023	0902_MW033_230515	Normal	NSW_0902_PFASOMP_23	0.02	0.08	0.85	**0.93**	1.3	0.1	0.09	<0.02	<0.02	<0.1	0.04	0.1	0.02	<0.02	<0.02	<0.02	<0.02	<0.02	<0.05	<0.05	<0.05	<0.05	<0.05	<0.02	<0.05	<0.02	<0.05	<0.05	<0.02	<0.05
MW033	21 Nov 2023	0902_MW033_231121	Normal	NSW_0902_PFASOMP_23	0.04	0.08	2.01	**2.09**	2.98	0.2	0.26	<0.02	<0.02	<0.1	0.09	0.26	0.04	<0.02	<0.02	<0.02	<0.02	<0.02	<0.05	<0.05	<0.05	<0.05	<0.05	<0.02	<0.05	<0.02	<0.05	<0.05	<0.02	<0.05
MW034	04 Jul 2017	0902_MW34_040717	Normal	NSW_0902_PFAS	0.22	0.5	7.58	**8.08**	13	1.47	1.57	0.22	<0.02	<0.1	0.18	1.06	0.23	<0.02	<0.02	<0.02	<0.02	<0.02	<0.05	<0.05	<0.05	<0.05	<0.05	<0.02	<0.05	<0.02	<0.05	<0.05	<0.02	<0.05
MW034	18 Jun 2019	MW34_180619	Normal	NSW_0902_FSBGME	0.12	0.26	3.56	**3.82**	6.77	0.67	0.78	0.13	<0.02	<0.1	0.16	0.97	0.12	<0.02	<0.02	<0.02	<0.02	<0.02	<0.05	<0.05	<0.05	<0.05	<0.05	<0.02	<0.05	<0.02	<0.05	<0.05	<0.02	<0.05
MW034	18 Jun 2019	QC104_180619	Field_D	NSW_0902_FSBGME	0.14	0.27	3.8	**4.07**	7.03	0.7	0.81	0.13	<0.02	<0.1	0.17	0.9	0.11	<0.02	<0.02	<0.02	<0.02	<0.02	<0.05	<0.05	<0.05	<0.05	<0.05	<0.02	<0.05	<0.02	<0.05	<0.05	<0.02	<0.05
MW034	28 Nov 2019	0902_MW034_191128	Normal	NSW_0902_PFASOMP	0.13	0.29	3.56	**3.85**	6.5	0.64	0.7	0.12	<0.02	<0.1	0.15	0.81	0.1	<0.02	<0.02	<0.02	<0.02	<0.02	<0.05	<0.05	<0.05	<0.05	<0.05	<0.02	<0.05	<0.02	<0.05	<0.05	<0.02	<0.05
MW034	28 Nov 2019	0902_QC112_191128	Field_D	NSW_0902_PFASOMP	0.13	0.28	3.77	**4.05**	6.76	0.66	0.73	0.12	<0.02	<0.1	0.14	0.83	0.1	<0.02	<0.02	<0.02	<0.02	<0.02	<0.05	<0.05	<0.05	<0.05	<0.05	<0.02	<0.05	<0.02	<0.05	<0.05	<0.02	<0.05
MW034	11 May 2020	0902_MW034_200512	Normal	NSW_0902_PFASOMP	0.15	0.27	4.42	**4.69**	8.02	0.74	1.01	0.12	<0.02	0.1	0.16	0.92	0.13	<0.02	<0.02	<0.02	<0.02	<0.02	<0.05	<0.05	<0.05	<0.05	<0.05	<0.02	<0.05	<0.02	<0.05	<0.05	<0.02	<0.05
MW034	11 Nov 2020	0902_MW034_201111	Normal	NSW_0902_PFASOMP	0.28	1.64	7.04	**8.68**	13.8	1	1.12	0.29	<0.02	0.4	0.28	1.53	0.19	<0.02	<0.02	<0.02	<0.02	<0.02	<0.05	<0.05	<0.05	<0.05	<0.05	<0.02	<0.05	<0.02	<0.05	<0.05	<0.02	<0.05
MW034	05 May 2021	0902_MW034_210505	Normal	NSW_0902_PFASOMP	0.02	0.08	0.95	**1.03**	1.45	0.09	0.09	<0.02	<0.02	<0.1	0.06	0.14	0.02	<0.02	<0.02	<0.02	<0.02	<0.02	<0.05	<0.05	<0.05	<0.05	<0.05	<0.02	<0.05	<0.02	<0.05	<0.05	<0.02	<0.05
MW034	24 Nov 2021	0902_MW034_211124	Normal	NSW_0902_PFASOMP	<0.01	0.09	0.18	**0.27**	0.41	0.05	0.03	<0.02	<0.02	<0.1	<0.02	0.06	<0.02	<0.02	<0.02	<0.02	<0.02	<0.02	<0.05	<0.05	<0.05	<0.05	<0.05	<0.02	<0.05	<0.02	<0.05	<0.05	<0.02	<0.05
MW034	24 May 2022	0902_MW034_220524	Normal	NSW_0902_PFASOMP	0.03	0.16	0.63	**0.79**	1.3	0.12	0.14	0.03	<0.02	<0.1	0.03	0.13	0.03	<0.02	<0.02	<0.02	<0.02	<0.02	<0.05	<0.05	<0.05	<0.05	<0.05	<0.02	<0.05	<0.02	<0.05	<0.05	<0.02	<0.05
MW034	10 Nov 2022	0902_MW034_221110	Normal	NSW_0902_PFASOMP	0.06	0.26	1.36	**1.62**	2.68	0.26	0.28	0.03	<0.02	<0.1	0.07	0.31	0.05	<0.02	<0.02	<0.02	<0.02	<0.02	<0.05	<0.05	<0.05	<0.05	<0.05	<0.02	<0.05	<0.02	<0.05	<0.05	<0.02	<0.05
MW034	15 May 2023	0902_MW034_230515	Normal	NSW_0902_PFASOMP_23	0.16	0.43	4.2	**4.63**	8	0.81	0.81	0.17	<0.02	0.2	0.18	0.91	0.13	<0.02	<0.02	<0.02	<0.02	<0.02	<0.05	<0.05	<0.05	<0.05	<0.05	<0.02	<0.05	<0.02	<0.05	<0.05	<0.02	<0.05
MW034	21 Nov 2023	0902_MW034_231121	Normal	NSW_0902_PFASOMP_23	0.02	0.14	0.38	**0.52**	0.79	0.08	0.07	<0.02	<0.02	<0.1	0.02	0.08	<0.02	<0.02	<0.02	<0.02	<0.02	<0.02	<0.05	<0.05	<0.05	<0.05	<0.05	<0.02	<0.05	<0.02	<0.05	<0.05	<0.02	<0.05

Table T8 - Historical Groundwater Analytical Results

					PFAS					PFAS - Perfluoroalkyl Sulfonic Acids				PFAS - Perfluoroalkyl Carboxylic Acids										PFAS - (n:2) Fluorotelomer Sulfonic Acids				PFAS - Perfluoroalkyl Sulfonamides						
					Perfluorooctanoic acid (PFOA)	Perfluorooctane sulfonic acid (PFOS)	Perfluorohexane sulfonic acid (PFHxS)	Sum of PFHxS and PFOS	Sum of PFAS	Perfluorobutane sulfonic acid (PFBS)	Perfluoropentane sulfonic acid (PFPeS)	Perfluoroheptane sulfonic acid (PFHpS)	Perfluorodecane sulfonic acid (PFDS)	Perfluorobutanoic acid (PFBA)	Perfluoropentanoic acid (PFPeA)	Perfluorohexanoic acid (PFHxA)	Perfluoroheptanoic acid (PFHpA)	Perfluorononanoic acid (PFNA)	Perfluorodecanoic acid (PFDA)	Perfluoroundecanoic acid (PFUnDA)	Perfluorododecanoic acid (PFDoDA)	Perfluorotridecanoic acid (PFTrDA)	Perfluorotetradecanoic acid (PFTeDA)	4:2 Fluorotelomer sulfonic acid (4:2 FTS)	6:2 Fluorotelomer sulfonic acid (6:2 FTS)	8:2 Fluorotelomer sulfonic acid (8:2 FTS)	10:2 Fluorotelomer sulfonic acid (10:2 FTS)	Perfluorooctane sulfonamide (FOSA)	N-Methyl perfluorooctane sulfonamide (MeFOSA)	N-Methyl perfluorooctane sulfonamidoacetic acid (MeFOSAA)	N-methyl perfluorooctane sulfonamidoethanol (MeFOSE)	N-Ethyl perfluorooctane sulfonamide (EtFOSA)	N-Ethyl perfluorooctane sulfonamidoacetic acid (EtFOSAA)	N-Ethyl perfluorooctane sulfonamidoethanol (EtFOSE)
					µg/L	µg/L	µg/L	µg/L	µg/L	µg/L	µg/L	µg/L	µg/L	µg/L	µg/L	µg/L	µg/L	µg/L	µg/L	µg/L	µg/L	µg/L	µg/L	µg/L	µg/L	µg/L	µg/L	µg/L	µg/L	µg/L	µg/L	µg/L	µg/L	µg/L
MW036	06 Jul 2017	0902_MW36_060717	Normal	NSW_0902_PFAS	<0.01	0.06	0.86	0.92	1.48	0.25	0.23	<0.02	<0.02	<0.1	<0.02	0.08	<0.02	<0.02	<0.02	<0.02	<0.02	<0.05	<0.05	<0.05	<0.05	<0.05	<0.02	<0.05	<0.02	<0.05	<0.05	<0.05	<0.02	<0.05
MW036	11 Nov 2019	0902_MW036_191111	Normal	NSW_0902_PFASOMP	<0.01	0.03	0.45	0.48	0.74	0.12	0.09	<0.02	<0.02	<0.1	<0.02	0.05	<0.02	<0.02	<0.02	<0.02	<0.02	<0.05	<0.05	<0.05	<0.05	<0.05	<0.02	<0.05	<0.02	<0.05	<0.05	<0.05	<0.02	<0.05
MW036	13 May 2020	0902_MW036_200513	Normal	NSW_0902_PFASOMP	0.01	0.05	0.69	0.74	1.28	0.2	0.18	<0.02	<0.02	<0.1	0.03	0.12	<0.02	<0.02	<0.02	<0.02	<0.02	<0.05	<0.05	<0.05	<0.05	<0.05	<0.02	<0.05	<0.02	<0.05	<0.05	<0.05	<0.02	<0.05
MW036	09 Nov 2020	0902_MW036_201109	Normal	NSW_0902_PFASOMP	<0.01	0.04	0.56	0.6	0.97	0.15	0.13	<0.02	<0.02	<0.1	<0.02	0.09	<0.02	<0.02	<0.02	<0.02	<0.02	<0.05	<0.05	<0.05	<0.05	<0.05	<0.02	<0.05	<0.02	<0.05	<0.05	<0.05	<0.02	<0.05
MW036	07 May 2021	0902_MW036_210507	Normal	NSW_0902_PFASOMP	0.01	0.06	0.8	0.86	1.43	0.2	0.18	<0.02	<0.02	<0.1	0.04	0.14	<0.02	<0.02	<0.02	<0.02	<0.02	<0.05	<0.05	<0.05	<0.05	<0.05	<0.02	<0.05	<0.02	<0.05	<0.05	<0.05	<0.02	<0.05
MW036	22 Nov 2021	0902_MW036_211122	Normal	NSW_0902_PFASOMP	0.01	0.04	0.6	0.64	1.24	0.27	0.14	<0.02	<0.02	<0.1	0.04	0.14	<0.02	<0.02	<0.02	<0.02	<0.02	<0.05	<0.05	<0.05	<0.05	<0.05	<0.02	<0.05	<0.02	<0.05	<0.05	<0.05	<0.02	<0.05
MW036	27 May 2022	0902_MW036_220527	Normal	NSW_0902_PFASOMP	0.02	0.08	0.97	1.05	1.67	0.2	0.21	0.02	<0.02	<0.1	0.03	0.14	<0.02	<0.02	<0.02	<0.02	<0.02	<0.05	<0.05	<0.05	<0.05	<0.05	<0.02	<0.05	<0.02	<0.05	<0.05	<0.05	<0.02	<0.05
MW036	27 May 2022	0902_QC108_220527	Field_D	NSW_0902_PFASOMP	0.02	0.13	1.45	1.58	2.46	0.26	0.29	0.03	<0.02	<0.1	0.05	0.2	0.03	<0.02	<0.02	<0.02	<0.02	<0.05	<0.05	<0.05	<0.05	<0.05	<0.02	<0.05	<0.02	<0.05	<0.05	<0.05	<0.02	<0.05
MW036	08 Nov 2022	0902_MW036_221108	Normal	NSW_0902_PFASOMP	0.04	0.13	1.57	1.7	2.68	0.27	0.29	0.03	<0.02	<0.1	0.05	0.27	0.03	<0.02	<0.02	<0.02	<0.02	<0.05	<0.05	<0.05	<0.05	<0.05	<0.02	<0.05	<0.02	<0.05	<0.05	<0.05	<0.02	<0.05
MW036	08 May 2023	0902_MW036_230508	Normal	NSW_0902_PFASOMP_23	<0.01	0.03	0.41	0.44	0.7	0.12	0.08	<0.02	<0.02	<0.1	<0.02	0.06	<0.02	<0.02	<0.02	<0.02	<0.02	<0.05	<0.05	<0.05	<0.05	<0.05	<0.02	<0.05	<0.02	<0.05	<0.05	<0.05	<0.02	<0.05
MW036	20 Nov 2023	0902_MW036_231120	Normal	NSW_0902_PFASOMP_23	0.02	0.04	0.73	0.77	1.25	0.17	0.16	<0.02	<0.02	<0.1	0.02	0.11	<0.02	<0.02	<0.02	<0.02	<0.02	<0.05	<0.05	<0.05	<0.05	<0.05	<0.02	<0.05	<0.02	<0.05	<0.05	<0.05	<0.02	<0.05
MW040	10 Jul 2017	0902_MW40_100717	Normal	NSW_0902_PFAS	9.46	872	97.3	969	1,040	10.5	8.6	7.69	2.56	<0.5	5.85	24.1	3.05	0.61	0.27	<0.10	<0.10	<0.10	<0.25	<0.10	0.62	1.21	<0.10	<0.10	<0.25	<0.10	<0.25	<0.25	<0.10	<0.25
MW040	07 Aug 2017	0902_MW40_170807	Normal	NSW_0902_PFAS	7.54	618	84	702	773	7.02	8.29	2.79	0.88	11.8	5.49	20.6	1.46	0.67	0.74	0.05	0.04	<0.02	<0.05	<0.05	0.48	2.02	<0.05	1.17	<0.05	<0.02	<0.05	<0.05	<0.02	<0.05
MW040	07 Aug 2017	0902_QC207_170807	Interlab_D	NSW_0902_PFAS	9.8	570	88	658	-	8.1	8.1	7.4	0.4	3.8	6.2	24	2.8	<0.05	0.1	<0.02	<0.05	<0.1	<0.5	<0.01	0.46	0.6	0.01	0.5	<0.05	<0.02	<0.05	<0.1	<0.02	<0.5
MW040	13 Nov 2019	0902-MW040_191113	Normal	NSW_0902_PFASOMP	3.13	205	44.2	249	298	7.65	5.64	3.56	1.59	3.7	5.51	15.3	1.46	0.15	0.08	0.05	0.02	<0.02	<0.05	<0.05	0.26	0.4	<0.05	0.4	<0.05	<0.02	<0.05	<0.05	<0.02	<0.05
MW040	11 May 2020	0902_MW040_200511	Normal	NSW_0902_PFASOMP	3.24	224	48.6	273	319	4.72	7.14	6.19	3.6	2	3.34	13.5	1.46	0.1	0.06	0.05	<0.05	<0.05	<0.12	<0.05	0.2	0.3	<0.05	0.43	<0.12	<0.05	<0.12	<0.12	<0.05	<0.12
MW040	11 May 2020	0902_QC100_200511	Field_D	NSW_0902_PFASOMP	3.13	216	42.6	259	296	4.44	4.6	4.74	1.2	1.9	3.07	11.7	1.47	0.14	0.06	0.04	0.02	<0.02	<0.05	<0.05	0.19	0.25	<0.05	0.46	<0.05	<0.02	<0.05	<0.05	<0.02	<0.05
MW040	10 Nov 2020	0902_MW040_201110	Normal	NSW_0902_PFASOMP	2.09	157	32.9	190	222	5.57	3.95	1.91	1.01	2.8	2.77	10.2	0.99	0.13	0.04	0.03	0.02	<0.02	<0.05	<0.05	0.13	0.12	<0.05	0.24	<0.05	<0.02	<0.05	<0.05	<0.02	<0.05
MW040	10 Nov 2020	0902_QC100_201110	Field_D	NSW_0902_PFASOMP	1.92	151	31.3	182	212	5.16	3.62	1.85	0.84	2.7	2.66	9.78	0.85	0.12	0.04	0.03	<0.02	<0.02	<0.05	<0.05	0.1	0.08	<0.05	0.21	<0.05	<0.02	<0.05	<0.05	<0.02	<0.05
MW040	03 May 2021	0902_MW040_210503	Normal	NSW_0902_PFASOMP	1.23	65.2	22.8	88	105	2.34	3.24	1.36	0.5	0.8	1.3	5.29	0.53	0.07	0.03	0.03	<0.02	<0.02	<0.05	<0.05	0.1	0.06	<0.05	0.22	<0.05	<0.02	<0.05	<0.05	<0.02	<0.05
MW040	23 Nov 2021	0902_MW040_211123	Normal	NSW_0902_PFASOMP	2.54	74.7	41.6	116	152	6.39	5.61	2.5	0.43	1.3	2.6	12.7	1.35	0.07	0.02	<0.02	<0.02	<0.02	<0.05	<0.05	0.14	0.05	<0.05	0.18	<0.05	<0.02	<0.05	<0.05	<0.02	<0.05
MW040	23 Nov 2021	0902_QC103_211123	Field_D	NSW_0902_PFASOMP	3.98	129	70.4	199	258	10.1	11	5	0.68	2	4.2	19.2	1.97	0.09	0.03	0.03	0.02	<0.02	<0.05	<0.05	0.2	0.07	<0.05	0.31	<0.05	<0.02	<0.05	<0.05	<0.02	<0.05
MW040	25 May 2022	0902_MW040_220525	Normal	NSW_0902_PFASOMP	0.59	66.5	13.1	79.6	88.8	1.22	1.83	0.99	1.15	0.4	0.38	2.04	0.26	0.07	0.04	0.03	<0.02	<0.02	<0.05	<0.05	<0.05	<0.05	<0.05	0.22	<0.05	<0.02	<0.05	<0.05	<0.02	<0.05
MW040	02 Nov 2022	0902_MW040_221102	Normal	NSW_0902_PFASOMP	1.32	38.1	34.4	72.5	93.6	3.09	4.29	1.72	0.48	0.9	1.3	7.14	0.68	0.04	<0.02	<0.02	<0.02	<0.02	<0.05	<0.05	0.06	<0.05	<0.05	0.13	<0.05	<0.02	<0.05	<0.05	<0.02	<0.05
MW040	25 Nov 2022	0902_MW040_221125	Normal	NSW_0902_PFASMGMT	1.2	25	25	51	67	2.9	2.9	1.4	0.26	0.91	1.2	5.4	0.6	0.02	<0.02	<0.02	<0.05	<0.1	<0.5	<0.01	0.06	<0.02	<0.02	<0.1	<0.05	<0.02	<0.05	<0.1	<0.02	<0.5
MW040	12 May 2023	0902_MW040_230511	Normal	NSW_0902_PFASOMP_23	1.29	54.4	22.3	76.7	92.7	2.44	2.32	1.06	0.4	0.9	1.51	5.01	0.75	0.09	0.02	<0.02	<0.02	<0.02	<0.05	<0.05	0.05	<0.05	<0.05	0.18	<0.05	<0.02	<0.05	<0.05	<0.02	<0.05
MW040	21 Nov 2023	0902_MW040_231121	Normal	NSW_0902_PFASOMP_23	1.38	51.1	19.1	70.2	86.9	2.24	2.75	1.25	0.63	1	1.48	4.94	0.69	0.11	<0.02	<0.02	<0.02	<0.02	<0.05	<0.05	0.05	<0.05	<0.05	0.14	<0.05	<0.02	<0.05	<0.05	<0.02	<0.05
MW041	10 Jul 2017	0902_MW41_100717	Normal	NSW_0902_PFAS	<0.01	0.09	0.09	0.18	0.18	<0.02	<0.02	<0.02	<0.02	<0.1	<0.02	<0.02	<0.02	<0.02	<0.02	<0.02	<0.02	<0.02	<0.05	<0.05	<0.05	<0.05	<0.05	<0.02	<0.05	<0.02	<0.05	<0.05	<0.02	<0.05
MW041	13 Nov 2019	0902_QC200_191113	Interlab_D	NSW_0902_PFASOMP	<0.01	0.16	0.064	0.224	-	0.012	<0.01	<0.01	<0.01	<0.05	<0.02	0.013	<0.01	<0.01	<0.01	<0.01	<0.01	<0.02	<0.02	<0.01	<0.01	<0.01	<0.01	<0.01	<0.02	<0.01	<0.05	<0.02	<0.01	<0.05
MW041	13 Nov 2019	0902-MW041_191113	Normal	NSW_0902_PFASOMP	<0.01	0.21	0.08	0.29	0.29	<0.02	<0.02	<0.02	<0.02	<0.1	<0.02	<0.02	<0.02	<0.02	<0.02	<0.02	<0.02	<0.02	<0.05	<0.05	<0.05	<0.05	<0.05	<0.02	<0.05	<0.02	<0.05	<0.05	<0.02	<0.05
MW041	11 May 2020	0902_MW041_200511	Normal	NSW_0902_PFASOMP	<0.01	0.08	0.19	0.27	0.32	<0.02	<0.02	<0.02	<0.02	<0.1	<0.02	0.05	<0.02	<0.02	<0.02	<0.02	<0.02	<0.05	<0.05	<0.05	<0.05	<0.05	<0.05	<0.02	<0.05	<0.02	<0.05	<0.05	<0.02	<0.05
MW041	10 Nov 2020	0902_MW041_201110	Normal	NSW_0902_PFASOMP	<0.01	0.04	0.13	0.17	0.17	<0.02	<0.02	<0.02	<0.02	<0.1	<0.02	<0.02	<0.02	<0.02	<0.02	<0.02	<0.02	<0.05	<0.05	<0.05	<0.05	<0.05	<0.05	<0.02	<0.05	<0.02	<0.05	<0.05	<0.02	<0.05
MW041	03 May 2021	0902_MW041_210503	Normal	NSW_0902_PFASOMP	<0.01	0.04	0.11	0.15	0.15	<0.02	<0.02	<0.02	<0.02	<0.1	<0.02	<0.02	<0.02	<0.02	<0.02	<0.02	<0.02	<0.05	<0.05	<0.05	<0.05	<0.05	<0.05	<0.02	<0.05	<0.02	<0.05	<0.05	<0.02	<0.05
MW041	23 Nov 2021	0902_MW041_211123	Normal	NSW_0902_PFASOMP	<0.01	0.05	0.08	0.13	0.13	<0.02	<0.02	<0.02	<0.02	<0.1	<0.02	<0.02	<0.02	<0.02	<0.02	<0.02	<0.02	<0.05	<0.05	<0.05	<0.05	<0.05	<0.05	<0.02	<0.05	<0.02	<0.05	<0.05	<0.02	<0.05
MW041	23 Nov 2021	0902_QC202_211123	Interlab_D	NSW_0902_PFASOMP	<0.01	0.06	0.09	0.14	0.15	<0.01	<0.01	<0.01	<0.02	<0.02	<0.02	0.01	<0.01	<0.01	<0.02	<0.02	<0.05	<0.1	<0.5	<0.01	<0.01	<0.02	<0.02	<0.1	<0.05	<0.02	<0.05	<0.1	<0.02	<0.5
MW041	25 May 2022	0902_MW041_220525	Normal	NSW_0902_PFASOMP	<0.01	0.08	0.08	0.16	0.18	<0.02	<0.02	<0.02	<0.02	<0.1	<0.02	0.02	<0.02	<0.02	<0.02	<0.02	<0.02	<0.05	<0.05	<0.05	<0.05	<0.05	<0.05	<0.02	<0.05	<0.02	<0.05	<0.05	<0.02	<0.05
MW041	25 May 2022	0902_QC202_220525	Interlab_D	NSW_0902_PFASOMP	<0.01	0.07	0.09	0.16	0.25	0.01	<0.01	<0.01	<0.02	0.04	<0.02	0.03	<0.01	<0.01	<0.02	<0.02	<0.05	<0.1	<0.5	<0.01	0.02	<0.02	<0.02	<0.1	<0.05	<0.02	<0.05	<0.1	<0.02	<0.5
MW041	02 Nov 2022	0902_MW041_221102	Normal	NSW_0902_PFASOMP	<0.01	0.03	0.02	0.05	0.05	<0.02	<0.02	<0.02	<0.02	<0.1	<0.02	<0.02	<0.02	<0.02	<0.02	<0.02	<0.02	<0.05	<0.05	<0.05	<0.05	<0.05	<0.05	<0.02	<0.05	<0.02	<0.05	<0.05	<0.02	<0.05
MW041	15 May 2023	0902_MW041_230515	Normal	NSW_0902_PFASOMP_23	<0.01	0.04	0.03	0.07	0.07	<0.02	<0.02	<0.02	<0.02	<0.1	<0.02	<0.02	<0.02	<0.02	<0.02	<0.02	<0.02	<0.05	<0.05	<0.05	<0.05	<0.05	<0.05	<0.02	<0.05	<0.02	<0.05	<0.05	<0.02	<0.05
MW041	21 Nov 2023	0902_MW041_231121	Normal	NSW_0902_PFASOMP_23	<0.01	<0.01	<0.01	<0.01	<0.01	<0.02	<0.02	<0.02	<0.02	<0.1	<0.02	<0.02	<0.02	<0.02	<0.02	<0.02	<0.02	<0.05	<0.05	<0.05	<0.05	<0.05	<0.05	<0.02	<0.05	<0.02	<0.05	<0.05	<0.02	<0.05
MW042	10 Jul 2017	0902_MW42_100717	Normal	NSW_0902_PFAS	<0.01	<0.01	<0.02	<0.01	<0.01	<0.02	<0.02	<0.02	<0.02	<0.1	<0.02	<0.02	<0.02	<0.02	<0.02	<0.02	<0.02	<0.05	<0.05	<0.05	<0.05	<0.05	<0.05	<0.02	<0.05	<0.02	<0.05	<0.05	<0.02	<0.05
MW042	13 Nov 2019	0902-MW042_191113	Normal	NSW_0902_PFASOMP	<0.01	<0.01	<0.02	<0.01	<0.01	<0.02	<0.02	<0.02	<0.02	<0.1	<0.02	<0.02	<0.02	<0.02	<0.02	<0.02	<0.02	<0.05	<0.05	<0.05	<0.05	<0.05	<0.05	<0.02	<0.05	<0.02	<0.05	<0.05	<0.02	<0.05
MW042	11 May 2020	0902_MW042_200511	Normal	NSW_0902_PFASOMP	<0.01	<0.01	<0.02	<0.01	<0.01	<0.02	<0.02	<0.02	<0.02	<0.1	<0.02	<0.02	<0.02	<0.02	<0.02	<0.02	<0.02	<0.05	<0.05	<0.05	<0.05	<0.05	<0.05	<0.02	<0.05	<0.02	<0.05	<0.05	<0.02	<0.05
MW042	10 Nov 2020	0902_MW042_201110	Normal	NSW_0902_PFASOMP	<0.01	0.04	<0.02	0.04	0.04	<0.02	<0.02	<0.02	<0.02	<0.1	<0.02	<0.02	<0.02	<0.02	<0.02	<0.02	<0.02	<0.05	<0.05	<0.05	<0.05	<0.05	<0.05	<0.02	<0.05	<0.02	<0.05	<0.05	<0.02	<0.05
MW042	03 May 2021	0902_MW042_210503	Normal	NSW_0902_PFASOMP	<0.01	0.16	0.03	0.19	0.19	<0.02	<0.02	<0.02	<0.02	<0.1	<0.02	<0.02	<0.02	<0.02	<0.02	<0.02	<0.02	<0.05	<0.05	<0.05	<0.05	<0.05	<0.05	<0.02	<0.05	<0.02	<0.05	<0.05	<0.02	<0.05
MW042	23 Nov 2021	0902_MW042_211123	Normal	NSW_0902_PFASOMP	<0.01	<0.01	<0.01	<0.01	<0.01	<0.02	<0.02	<0.02	<0.02	<0.1	<0.02	<0.02	<0.02	<0.02	<0.02	<0.02	<0.02	<0.05	<0.05	<0.05	<0.05	<0.05	<0.05	<0.02	<0.05	<0.02	<0.05	<0.05	<0.02	<0.05
MW042	25 May 2022	0902_MW042_220525	Normal	NSW_0902_PFASOMP	<0.01	0.12	0.01	0.13	0.13	<0.02	<0.02	<0.02	<0.02	<0.1	<0.02	<0.02	<0.02	<0.02	<0.02	<0.02	<0.02	<0.05	<0.05	<0.05	<0.05	<0.05	<0.05	<0.02	<0.05	<0.02	<0.05	<0.05	<0.02	<0.05
MW042	02 Nov 2022	0902_MW042_221102	Normal	NSW_0902_PFASOMP	<0.01	0.02	<0.01	0.02	0.02	<0.02	<0.02	<0.02	<0.02	<0.1	<0.02	<0.02	<0.02	<0.02	<0.02	<0.02	<0.02	<0.05	<0.05	<0.05	<0.05	<0.05	<0.05	<0.02	<0.05	<0.02	<0.05	<0.05	<0.02	<0.05
MW042	12 May 2023	0902_MW042_230511	Normal	NSW_0902_PFASOMP_23	<0.01	0.1	0.06	0.16	0.16	<0.02	<0.02	<0.02	<0.02	<0.1	<0.02	<0.02	<0.02	<0.02	<0.02	<0.02	<0.02	<0.05	<0.05	<0.05	<0.05	<0.05	<0.05	<0.02	<0.05	<0.02	<0.05	<0.05	<0.02	<0.05
MW042	21 Nov 2023	0902_MW042_231121	Normal	NSW_0902_PFASOMP_23	<0.01	<0.01	<0.01	<0.01	<0.01	<0.02	<0.02	<0.02	<0.02	<0.1	<0.02	<0.02	<0.02	<0.02	<0.02	<0.02	<0.02	<0.05	<0.05	<0.05	<0.05	<0.05	<0.05	<0.02	<0.05	<0.02	<0.05	<0.05	<0.02	<0.05
MW043	10 Jul 2017	0902_MW43_100717	Normal	NSW_0902_PFAS	<0.01	<0.01	<0.02	<0.01	<0.01	<0.02	<0.02	<0.02	<0.02	<0.1	<0.02	<0.02	<0.02	<0.02	<0.02	<0.02	<0.02	<0.05	<0.05	<0.05	<0.05	<0.05	<0.05	<0.02	<0.05	<0.02	<0.05	<0.05	<0.02	<0.05
MW043	13 Nov 2019	0902-MW043_191113	Normal	NSW_0902_PFASOMP	<0.01	0.04	<0.02	0.04	0.04	<0.02	<0.02	<0.02	<0.02	<0.1	<0.02	<0.02	<0.02	<0.02	<0.02	<0.02	<0.02	<0.05	<0.05	<0.05	<0.05	<0.05	<0.05	<0.02	<0.05	<0.02	<0.05	<0.05	<0.02	<0.05
MW043	11 May 2020	0902_MW043_200511	Normal	NSW_0902_PFASOMP	<0.01	0.07	<0.02	0.07	0.07	<0.02	<0.02	<0.02	<0.02	<0.1	<0.02	<0.02	<0.02	<0.02	<0.02	<0.02	<0.02	<0.05	<0.05	<0.05	<0.05	<0.05	<0.05	<0.02	<0.05	<0.02	<0.05	<0.05	<0.02	<0.05
MW043	10 Nov 2020	0902_MW043_201110	Normal	NSW_0902_PFASOMP	<0.01	0.12	<0.02	0.12	0.12	<0.02	<0.02	<0.02	<0.02	<0.1	<0.02	<0.02	<0.02	<0.02	<0.02	<0.02	<0.02	<0.05	<0.05	<0.05	<0.05	<0.05	<0.05	<0.02	<0.05	<0.02	<0.05	<0.05	<0.02	<0.05
MW043	03 May 2021	0902_MW043_210503	Normal	NSW_0902_PFASOMP	<0.01	0.06	<0.02	0.06	0.06	<0.02	<0.02	<0.02	<0.02	<0.1	<0.02	<0.02	<0.02	<0.02	<0.02	<0.02	<0.02	<0.05	<0.05	<0.05	<0.05	<0.05	<0.05	<0.02	<0.05	<0.02	<0.05	<0.05	<0.02	<0.05
MW043	23 Nov 2021	0902_MW043_211123	Normal	NSW_0902_PFASOMP	<0.01	0.02	0.01	0.03	0.11	0.08	<0.02	<0.02	<0.02	<0.1	<0.02	<0.02	<0.02	<0.02	<0.02	<0.02	<0.02	<0.05	<0.05	<0.05	<0.05	<0.05	<0.05	<0.02	<0.05	<0.02	<0.05	<0.05	<0.02	<0.05
MW043	25 May 2022	0902_MW043_220525	Normal	NSW_0902_PFASOMP	<0.01	0.15	0.02	0.17	0.17	<0.02	<0.02	<0.02	<0.02	<0.1	<0.02	<0.02	<0.02	<0.02	<0.02	<0.02	<0.02	<0.05	<0.05	<0.05	<0.05	<0.05	<0.05	<0.02	<0.05	<0.02	<0.05	<0.05	<0.02	<0.05
MW043	02 Nov 2022	0902_MW043_221102	Normal	NSW_0902_PFASOMP	<0.01	0.13	0.03	0.16	0.16	<0.02	<0.02	<0.02	<0.02	<0.1	<0.02	<0.02	<0.02	<0.02	<0.02	<0.02	<0.02	<0.05	<0.05	<0.05	<0.05	<0.05	<0.05	<0.02	<0.05	<0.02	<0.05	<0.05	<0.02	<0.05
MW043	15 May 2023	0902_MW043_230515	Normal	NSW_0902_PFASOMP_23	<0.01	0.11	0.02	0.13	0.13	<0.02	<0.02	<0.02	<0.02	<0.1	<0.02	<0.02	<0.02	<0.02	<0.02	<0.02	<0.02	<0.05	<0.05	<0.05	<0.05	<0.05	<0.05	<0.02	<0.05	<0.02	<0.05	<0.05	<0.02	<0.05
MW043	21 Nov 2023	0902_MW043_231121	Normal	NSW_0902_PFASOMP_23	<0.01	0.18	0.04	0.22	0.22	<0.02	<0.02	<0.02	<0.02	<0.1	<0.02	<0.02	<0.02	<0.02	<0.02	<0.02	<0.02	<0.05	<0.05	<0.05	<0.05	<0.05	<0.05	<0.02	<0.05	<0.02	<0.05	<0.05	<0.02	<0.05
MW045	06 Jul 2017	0902_MW45_060717	Normal	NSW_0902_PFAS	<0.01	<0.01	0.05	0.05	0.05	<0.02	<0.02	<0.02	<0.02	<0.1	<0.02	<0.02	<0.02	<0.02	<0.02	<0.02	<0.02	<0.05	<0.05	<0.05	<0.05	<0.05	<0.05	<0.02	<0.05	<0.02	<0.05	<0.05	<0.02	<0.05
MW045	13 Nov 2019	0902-MW045_191113	Normal	NSW_0902_PFASOMP	<0.01	0.02	0.04	0.06	0.06	<0.02	<0.02	<0.02	<0.02	<0.1	<0.02	<0.02	<0.02	<0.02	<0.02	<0.02	<0.02	<0.05	<0.05	<0.05	<0.05	<0.05	<0.05	<0.02	<0.05	<0.02	<0.05	<0.05	<0.02	<0.05

Table T8 - Historical Groundwater Analytical Results

					PFAS					PFAS - Perfluoroalkyl Sulfonic Acids				PFAS - Perfluoroalkyl Carboxylic Acids										PFAS - (n:2) Fluorotelomer Sulfonic Acids				PFAS - Perfluoroalkyl Sulfonamides						
					Perfluorooctanoic acid (PFOA)	Perfluorooctane sulfonic acid (PFOS)	Perfluorohexane sulfonic acid (PFHxS)	Sum of PFHxS and PFOS	Sum of PFAS	Perfluorobutane sulfonic acid (PFBS)	Perfluoropentane sulfonic acid (PFPeS)	Perfluoroheptane sulfonic acid (PFHpS)	Perfluorodecane sulfonic acid (PFDS)	Perfluorobutanoic acid (PFBA)	Perfluoropentanoic acid (PFPeA)	Perfluorohexanoic acid (PFHxA)	Perfluoroheptanoic acid (PFHpA)	Perfluorononanoic acid (PFNA)	Perfluorodecanoic acid (PFDA)	Perfluoroundecanoic acid (PFUnDA)	Perfluorododecanoic acid (PFDoDA)	Perfluorotridecanoic acid (PFTrDA)	Perfluorotetradecanoic acid (PFTeDA)	4:2 Fluorotelomer sulfonic acid (4:2 FTS)	6:2 Fluorotelomer sulfonic acid (6:2 FTS)	8:2 Fluorotelomer sulfonic acid (8:2 FTS)	10:2 Fluorotelomer sulfonic acid (10:2 FTS)	Perfluorooctane sulfonamide (FOSA)	N-Methyl perfluorooctane sulfonamide (MeFOSA)	N-Methyl perfluorooctane sulfonamidoacetic acid (MeFOSAA)	N-methyl perfluorooctane sulfonamidoethanol (MeFOSE)	N-Ethyl perfluorooctane sulfonamide (EtFOSA)	N-Ethyl perfluorooctane sulfonamidoacetic acid (EtFOSAA)	N-Ethyl perfluorooctane sulfonamidoethanol (EtFOSE)
					µg/L	µg/L	µg/L	µg/L	µg/L	µg/L	µg/L	µg/L	µg/L	µg/L	µg/L	µg/L	µg/L	µg/L	µg/L	µg/L	µg/L	µg/L	µg/L	µg/L	µg/L	µg/L	µg/L	µg/L	µg/L	µg/L	µg/L	µg/L	µg/L	µg/L
MW045	12 May 2020	0902_MW045_200512	Normal	NSW_0902_PFASOMP	<0.01	0.05	0.06	0.11	0.11	<0.02	<0.02	<0.02	<0.02	<0.1	<0.02	<0.02	<0.02	<0.02	<0.02	<0.02	<0.02	<0.05	<0.05	<0.05	<0.05	<0.05	<0.02	<0.05	<0.02	<0.05	<0.05	<0.02	<0.05
MW045	10 Nov 2020	0902_MW045_201110	Normal	NSW_0902_PFASOMP	<0.01	0.02	0.03	0.05	0.05	<0.02	<0.02	<0.02	<0.02	<0.1	<0.02	<0.02	<0.02	<0.02	<0.02	<0.02	<0.02	<0.05	<0.05	<0.05	<0.05	<0.05	<0.02	<0.05	<0.02	<0.05	<0.05	<0.02	<0.05
MW045	10 Nov 2020	0902_QC201_201110	Interlab_D	NSW_0902_PFASOMP	<0.01	<0.02	0.028	0.028	-	<0.01	<0.01	<0.01	<0.01	<0.05	<0.02	<0.01	<0.01	<0.01	<0.01	<0.01	<0.02	<0.02	<0.01	<0.01	<0.01	<0.01	<0.01	<0.02	<0.01	<0.05	<0.02	<0.01	<0.05
MW045	07 May 2021	0902_MW045_210507	Normal	NSW_0902_PFASOMP	<0.01	0.12	0.07	0.19	0.19	<0.02	<0.02	<0.02	<0.02	<0.1	<0.02	<0.02	<0.02	<0.02	<0.02	<0.02	<0.02	<0.05	<0.05	<0.05	<0.05	<0.05	<0.02	<0.05	<0.02	<0.05	<0.05	<0.02	<0.05
MW045	21 Nov 2022	0902_MW045_221121	Normal	NSW_0902_PFASOMP	<0.01	0.03	0.06	0.09	0.09	<0.02	<0.02	<0.02	<0.02	<0.1	<0.02	<0.02	<0.02	<0.02	<0.02	<0.02	<0.02	<0.05	<0.05	<0.05	<0.05	<0.05	<0.02	<0.05	<0.02	<0.05	<0.05	<0.02	<0.05
MW045	09 May 2023	0902_MW045_230509	Normal	NSW_0902_PFASOMP_23	<0.01	0.04	0.06	0.1	0.1	<0.02	<0.02	<0.02	<0.02	<0.1	<0.02	<0.02	<0.02	<0.02	<0.02	<0.02	<0.02	<0.05	<0.05	<0.05	<0.05	<0.05	<0.02	<0.05	<0.02	<0.05	<0.05	<0.02	<0.05
MW045	23 Nov 2023	0902_MW045_231123	Normal	NSW_0902_PFASOMP_23	<0.01	<0.01	0.03	0.03	0.03	<0.02	<0.02	<0.02	<0.02	<0.1	<0.02	<0.02	<0.02	<0.02	<0.02	<0.02	<0.02	<0.05	<0.05	<0.05	<0.05	<0.05	<0.02	<0.05	<0.02	<0.05	<0.05	<0.02	<0.05
MW045	23 Nov 2023	0902_QC107_231123	Field_D	NSW_0902_PFASOMP_23	<0.01	<0.01	0.03	0.03	0.03	<0.02	<0.02	<0.02	<0.02	<0.1	<0.02	<0.02	<0.02	<0.02	<0.02	<0.02	<0.02	<0.05	<0.05	<0.05	<0.05	<0.05	<0.02	<0.05	<0.02	<0.05	<0.05	<0.02	<0.05
MW045	23 Nov 2023	0902_QC207_231123	Interlab_D	NSW_0902_PFASOMP_23	<0.01	<0.01	0.04	0.04	0.13	0.02	0.02	<0.01	<0.02	0.03	<0.02	0.02	<0.01	<0.01	<0.02	<0.02	<0.05	<0.1	<0.5	<0.01	<0.01	<0.02	<0.02	<0.1	<0.05	<0.02	<0.05	<0.1	<0.02	<0.5
MW046	06 Jul 2017	0902_MW46_060717	Normal	NSW_0902_PFAS	<0.01	<0.01	0.04	0.04	0.04	<0.02	<0.02	<0.02	<0.02	<0.1	<0.02	<0.02	<0.02	<0.02	<0.02	<0.02	<0.02	<0.05	<0.05	<0.05	<0.05	<0.05	<0.02	<0.05	<0.02	<0.05	<0.05	<0.02	<0.05
MW046	13 Nov 2019	0902-MW046_191113	Normal	NSW_0902_PFASOMP	<0.01	0.02	0.05	0.07	0.07	<0.02	<0.02	<0.02	<0.02	<0.1	<0.02	<0.02	<0.02	<0.02	<0.02	<0.02	<0.02	<0.05	<0.05	<0.05	<0.05	<0.05	<0.02	<0.05	<0.02	<0.05	<0.05	<0.02	<0.05
MW046	12 May 2020	0902_MW046_200512	Normal	NSW_0902_PFASOMP	<0.01	0.04	0.07	0.11	0.11	<0.02	<0.02	<0.02	<0.02	<0.1	<0.02	<0.02	<0.02	<0.02	<0.02	<0.02	<0.02	<0.05	<0.05	<0.05	<0.05	<0.05	<0.02	<0.05	<0.02	<0.05	<0.05	<0.02	<0.05
MW046	10 Nov 2020	0902_MW046_201110	Normal	NSW_0902_PFASOMP	<0.01	<0.01	0.03	0.03	0.03	<0.02	<0.02	<0.02	<0.02	<0.1	<0.02	<0.02	<0.02	<0.02	<0.02	<0.02	<0.02	<0.05	<0.05	<0.05	<0.05	<0.05	<0.02	<0.05	<0.02	<0.05	<0.05	<0.02	<0.05
MW046	04 May 2021	0902_MW046_210504	Normal	NSW_0902_PFASOMP	<0.01	<0.01	0.04	0.04	0.04	<0.02	<0.02	<0.02	<0.02	<0.1	<0.02	<0.02	<0.02	<0.02	<0.02	<0.02	<0.02	<0.05	<0.05	<0.05	<0.05	<0.05	<0.02	<0.05	<0.02	<0.05	<0.05	<0.02	<0.05
MW046	22 Nov 2021	0902_MW046_211122	Normal	NSW_0902_PFASOMP	<0.01	<0.01	0.03	0.03	0.03	<0.02	<0.02	<0.02	<0.02	<0.1	<0.02	<0.02	<0.02	<0.02	<0.02	<0.02	<0.02	<0.05	<0.05	<0.05	<0.05	<0.05	<0.02	<0.05	<0.02	<0.05	<0.05	<0.02	<0.05
MW046	22 Nov 2021	0902_QC201_211122	Interlab_D	NSW_0902_PFASOMP	<0.01	<0.01	0.03	0.03	0.04	0.01	<0.01	<0.01	<0.02	<0.02	<0.02	<0.01	<0.01	<0.01	<0.02	<0.02	<0.05	<0.1	<0.5	<0.01	<0.01	<0.02	<0.02	<0.1	<0.05	<0.02	<0.05	<0.1	<0.02	<0.5
MW046	24 May 2022	0902_MW046_220524	Normal	NSW_0902_PFASOMP	<0.01	<0.01	0.05	0.05	0.05	<0.02	<0.02	<0.02	<0.02	<0.1	<0.02	<0.02	<0.02	<0.02	<0.02	<0.02	<0.02	<0.05	<0.05	<0.05	<0.05	<0.05	<0.02	<0.05	<0.02	<0.05	<0.05	<0.02	<0.05
MW046	07 Nov 2022	0902_MW046_221107	Normal	NSW_0902_PFASOMP	<0.01	<0.01	0.05	0.05	0.05	<0.02	<0.02	<0.02	<0.02	<0.1	<0.02	<0.02	<0.02	<0.02	<0.02	<0.02	<0.02	<0.05	<0.05	<0.05	<0.05	<0.05	<0.02	<0.05	<0.02	<0.05	<0.05	<0.02	<0.05
MW046	07 Nov 2022	0902_QC208_221107	Interlab_D	NSW_0902_PFASOMP	<0.01	<0.01	0.04	0.04	0.13	0.01	0.01	<0.01	<0.02	<0.02	<0.02	0.01	<0.01	<0.01	<0.02	<0.02	<0.05	<0.1	<0.5	<0.01	0.05	<0.02	<0.02	<0.1	<0.05	<0.02	<0.05	<0.1	<0.02	<0.5
MW046	09 May 2023	0902_MW046_230509	Normal	NSW_0902_PFASOMP_23	<0.01	<0.01	0.05	0.05	0.05	<0.02	<0.02	<0.02	<0.02	<0.1	<0.02	<0.02	<0.02	<0.02	<0.02	<0.02	<0.02	<0.05	<0.05	<0.05	<0.05	<0.05	<0.02	<0.05	<0.02	<0.05	<0.05	<0.02	<0.05
MW046	23 Nov 2023	0902_MW046_231123	Normal	NSW_0902_PFASOMP_23	<0.01	<0.01	0.04	0.04	0.04	<0.02	<0.02	<0.02	<0.02	<0.1	<0.02	<0.02	<0.02	<0.02	<0.02	<0.02	<0.02	<0.05	<0.05	<0.05	<0.05	<0.05	<0.02	<0.05	<0.02	<0.05	<0.05	<0.02	<0.05
MW047	06 Jul 2017	0902_MW47_060717	Normal	NSW_0902_PFAS	0.6	8.61	14	22.6	33.1	4	2.71	0.59	<0.02	<0.1	0.59	1.74	0.23	<0.02	<0.02	<0.02	<0.02	<0.05	<0.05	<0.05	<0.05	<0.05	<0.02	<0.05	<0.02	<0.05	<0.05	<0.02	<0.05
MW047	13 Nov 2019	0902-MW047_191113	Normal	NSW_0902_PFASOMP	0.56	6.87	13.8	20.7	30.6	2.47	2.7	0.59	<0.02	0.2	0.5	2.61	0.32	<0.02	<0.02	<0.02	<0.02	<0.05	<0.05	<0.05	<0.05	<0.05	<0.02	<0.05	<0.02	<0.05	<0.05	<0.02	<0.05
MW047	11 May 2020	0902_MW047_200511	Normal	NSW_0902_PFASOMP	0.47	6.8	11.8	18.6	27.1	1.97	2.63	0.61	<0.02	0.2	0.41	1.91	0.33	<0.02	<0.02	<0.02	<0.02	<0.05	<0.05	<0.05	<0.05	<0.05	<0.02	<0.05	<0.02	<0.05	<0.05	<0.02	<0.05
MW047	10 Nov 2020	0902_MW047_201110	Normal	NSW_0902_PFASOMP	0.34	3.93	7.22	11.2	17.7	1.36	2.42	0.39	<0.02	0.1	0.31	1.35	0.25	<0.02	<0.02	<0.02	<0.02	<0.05	<0.05	<0.05	<0.05	<0.05	<0.02	<0.05	<0.02	<0.05	<0.05	<0.02	<0.05
MW047	03 May 2021	0902_MW047_210503	Normal	NSW_0902_PFASOMP	0.37	3.08	8.66	11.7	18	1.55	1.75	0.32	<0.02	0.2	0.34	1.44	0.24	<0.02	<0.02	<0.02	<0.02	<0.05	<0.05	<0.05	<0.05	<0.05	<0.02	<0.05	<0.02	<0.05	<0.05	<0.02	<0.05
MW047	23 Nov 2021	0902_MW047_211123	Normal	NSW_0902_PFASOMP	0.38	5.18	8.85	14	20.7	1.91	1.64	0.35	<0.02	0.1	0.32	1.77	0.22	<0.02	<0.02	<0.02	<0.02	<0.05	<0.05	<0.05	<0.05	<0.05	<0.02	<0.05	<0.02	<0.05	<0.05	<0.02	<0.05
MW047	25 May 2022	0902_MW047_220525	Normal	NSW_0902_PFASOMP	0.03	0.82	0.6	1.42	1.8	0.1	0.12	0.04	<0.02	<0.1	<0.02	0.09	<0.02	<0.02	<0.02	<0.02	<0.02	<0.05	<0.05	<0.05	<0.05	<0.05	<0.02	<0.05	<0.02	<0.05	<0.05	<0.02	<0.05
MW047	02 Nov 2022	0902_MW047_221102	Normal	NSW_0902_PFASOMP	0.02	0.55	0.56	1.11	1.45	0.09	0.11	0.03	<0.02	<0.1	<0.02	0.09	<0.02	<0.02	<0.02	<0.02	<0.02	<0.05	<0.05	<0.05	<0.05	<0.05	<0.02	<0.05	<0.02	<0.05	<0.05	<0.02	<0.05
MW047	15 May 2023	0902_MW047_230515	Normal	NSW_0902_PFASOMP_23	0.15	2.23	3.63	5.86	8.52	0.74	0.77	0.18	<0.02	<0.1	0.16	0.56	0.1	<0.02	<0.02	<0.02	<0.02	<0.05	<0.05	<0.05	<0.05	<0.05	<0.02	<0.05	<0.02	<0.05	<0.05	<0.02	<0.05
MW047	21 Nov 2023	0902_MW047_231121	Normal	NSW_0902_PFASOMP_23	0.2	2.3	4.73	7.03	10.3	0.8	1.04	0.21	<0.02	<0.1	0.18	0.7	0.11	<0.02	<0.02	<0.02	<0.02	<0.05	<0.05	<0.05	<0.05	<0.05	<0.02	<0.05	<0.02	<0.05	<0.05	<0.02	<0.05
MW048	05 Jul 2017	0902_MW48_050717	Normal	NSW_0902_PFAS	<0.01	<0.01	0.2	0.2	0.42	0.07	0.08	<0.02	<0.02	<0.1	<0.02	0.07	<0.02	<0.02	<0.02	<0.02	<0.02	<0.05	<0.05	<0.05	<0.05	<0.05	<0.02	<0.05	<0.02	<0.05	<0.05	<0.02	<0.05
MW048	13 Nov 2019	0902-MW048_191113	Normal	NSW_0902_PFASOMP	<0.01	<0.01	0.18	0.18	0.42	0.05	0.05	<0.02	<0.02	<0.1	0.02	0.12	<0.02	<0.02	<0.02	<0.02	<0.02	<0.05	<0.05	<0.05	<0.05	<0.05	<0.02	<0.05	<0.02	<0.05	<0.05	<0.02	<0.05
MW048	11 May 2020	0902_MW048_200511	Normal	NSW_0902_PFASOMP	<0.01	0.01	0.16	0.17	0.36	0.05	0.06	<0.02	<0.02	<0.1	<0.02	0.08	<0.02	<0.02	<0.02	<0.02	<0.02	<0.05	<0.05	<0.05	<0.05	<0.05	<0.02	<0.05	<0.02	<0.05	<0.05	<0.02	<0.05
MW048	10 Nov 2020	0902_MW048_201110	Normal	NSW_0902_PFASOMP	<0.01	<0.01	0.09	0.09	0.23	0.04	0.05	<0.02	<0.02	<0.1	<0.02	0.05	<0.02	<0.02	<0.02	<0.02	<0.02	<0.05	<0.05	<0.05	<0.05	<0.05	<0.02	<0.05	<0.02	<0.05	<0.05	<0.02	<0.05
MW048	03 May 2021	0902_MW048_210503	Normal	NSW_0902_PFASOMP	<0.01	<0.01	0.12	0.12	0.29	0.06	0.05	<0.02	<0.02	<0.1	<0.02	0.06	<0.02	<0.02	<0.02	<0.02	<0.02	<0.05	<0.05	<0.05	<0.05	<0.05	<0.02	<0.05	<0.02	<0.05	<0.05	<0.02	<0.05
MW048	23 Nov 2021	0902_MW048_211123	Normal	NSW_0902_PFASOMP	<0.01	0.05	0.17	0.22	0.56	0.1	0.06	<0.02	<0.02	<0.1	0.03	0.15	<0.02	<0.02	<0.02	<0.02	<0.02	<0.05	<0.05	<0.05	<0.05	<0.05	<0.02	<0.05	<0.02	<0.05	<0.05	<0.02	<0.05
MW048	25 May 2022	0902_MW048_220525	Normal	NSW_0902_PFASOMP	<0.01	<0.01	0.25	0.25	0.62	0.1	0.11	<0.02	<0.02	<0.1	0.02	0.14	<0.02	<0.02	<0.02	<0.02	<0.02	<0.05	<0.05	<0.05	<0.05	<0.05	<0.02	<0.05	<0.02	<0.05	<0.05	<0.02	<0.05
MW048	02 Nov 2022	0902_MW048_221102	Normal	NSW_0902_PFASOMP	<0.01	<0.01	0.37	0.37	0.85	0.12	0.13	<0.02	<0.02	<0.1	0.03	0.2	<0.02	<0.02	<0.02	<0.02	<0.02	<0.05	<0.05	<0.05	<0.05	<0.05	<0.02	<0.05	<0.02	<0.05	<0.05	<0.02	<0.05
MW048	12 May 2023	0902_MW048_230511	Normal	NSW_0902_PFASOMP_23	<0.01	<0.01	0.34	0.34	0.82	0.12	0.12	<0.02	<0.02	<0.1	0.04	0.2	<0.02	<0.02	<0.02	<0.02	<0.02	<0.05	<0.05	<0.05	<0.05	<0.05	<0.02	<0.05	<0.02	<0.05	<0.05	<0.02	<0.05
MW048	21 Nov 2023	0902_MW048_231121	Normal	NSW_0902_PFASOMP_23	<0.01	<0.01	0.23	0.23	0.55	0.08	0.08	<0.02	<0.02	<0.1	0.03	0.13	<0.02	<0.02	<0.02	<0.02	<0.02	<0.05	<0.05	<0.05	<0.05	<0.05	<0.02	<0.05	<0.02	<0.05	<0.05	<0.02	<0.05
MW050	06 Jul 2017	0902_MW50_060717	Normal	NSW_0902_PFAS	0.9	22.1	8.86	31	40	1.56	1.25	0.62	0.04	0.6	0.69	2.32	0.43	0.04	0.03	<0.02	<0.02	<0.02	<0.05	<0.05	0.29	0.16	<0.05	0.08	<0.05	<0.02	<0.05	<0.05	<0.02	<0.05
MW050	06 Jul 2017	0902_QC104_060717	Field_D	NSW_0902_PFAS	0.75	17.4	7.68	25.1	32.2	1.74	1.11	0.48	<0.02	<0.1	0.79	1.68	0.24	0.03	<0.02	<0.02	<0.02	<0.05	<0.05	0.24	0.09	<0.05	0.02	<0.05	<0.02	<0.05	<0.05	<0.02	<0.05
MW050	13 Nov 2019	0902-MW050_191113	Normal	NSW_0902_PFASOMP	0.25	6.07	1.97	8.04	9.94	0.19	0.18	0.16	<0.02	0.1	0.24	0.57	0.11	<0.02	<0.02	<0.02	<0.02	<0.05	<0.05	0.06	<0.05	<0.05	0.04	<0.05	<0.02	<0.05	<0.05	<0.02	<0.05
MW050	15 May 2020	0902_MW050_200515	Normal	NSW_0902_PFASOMP	0.6	9.5	5.84	15.3	21.3	0.85	0.88	0.35	0.04	0.3	0.6	1.74	0.32	0.02	<0.02	<0.02	<0.02	<0.05	<0.05	0.13	0.06	<0.05	0.07	<0.05	<0.02	<0.05	<0.05	<0.02	<0.05
MW050	15 May 2020	0902_QC107_200515	Field_D	NSW_0902_PFASOMP	0.4	6.32	4.14	10.5	14.3	0.5	0.68	0.26	<0.02	0.2	0.37	1.13	0.19	<0.02	<0.02	<0.02	<0.02	<0.05	<0.05	0.1	<0.05	<0.05	0.02	<0.05	<0.02	<0.05	<0.05	<0.02	<0.05
MW050	10 Nov 2020	0902_MW050_201110	Normal	NSW_0902_PFASOMP	0.36	8.4	3.2	11.6	15.2	0.47	0.56	0.3	0.02	0.2	0.32	1	0.18	<0.02	<0.02	<0.02	<0.02	<0.05	<0.05	0.19	<0.05	<0.05	0.04	<0.05	<0.02	<0.05	<0.05	<0.02	<0.05
MW050	03 May 2021	0902_MW050_210503	Normal	NSW_0902_PFASOMP	0.35	9.9	2.95	12.8	16.3	0.5	0.42	0.32	<0.02	0.2	0.34	0.96	0.17	<0.02	<0.02	<0.02	<0.02	<0.05	<0.05	0.15	<0.05	<0.05	0.03	<0.05	<0.02	<0.05	<0.05	<0.02	<0.05
MW050	23 Nov 2021	0902_MW050_211123	Normal	NSW_0902_PFASOMP	0.13	4.96	1.3	6.26	7.49	0.18	0.14	0.1	<0.02	<0.1	0.11	0.39	0.05	<0.02	<0.02	<0.02	<0.02	<0.05	<0.05	0.1	<0.05	<0.05	0.03	<0.05	<0.02	<0.05	<0.05	<0.02	<0.05
MW050	23 Nov 2021	0902_QC203_211123	Interlab_D	NSW_0902_PFASOMP	0.12	4.1	1.2	5.3	6.4	0.14	0.13	0.11	<0.02	0.08	0.1	0.29	0.05	<0.01	<0.02	<0.02	<0.05	<0.1	<0.5	<0.01	0.09	<0.02	<0.02	<0.1	<0.05	<0.02	<0.05	<0.1	<0.02	<0.5
MW050	25 May 2022	0902_MW050_220525	Normal	NSW_0902_PFASOMP	0.37	10.2	5.51	15.7	21.7	1.15	1.33	0.42	<0.02	0.4	0.32	1.57	0.24	<0.02	<0.02	<0.02	<0.02	<0.05	<0.05	0.15	<0.05	<0.05	0.03	<0.05	<0.02	<0.05	<0.05	<0.02	<0.05
MW050	02 Nov 2022	0902_MW050_221102	Normal	NSW_0902_PFASOMP	0.99	24.4	13.4	37.8	54.2	2.94	3.67	1	0.03	0.7	1.16	5.04	0.61	0.02	<0.02	<0.02	<0.02	<0.05	<0.05	0.14	0.05	<0.05	0.03	<0.05	<0.02	<0.05	<0.05	<0.02	<0.05
MW050	15 May 2023	0902_MW050_230515	Normal	NSW_0902_PFASOMP_23	0.14	5.04	1.53	6.57	7.9	0.21	0.2	0.17	<0.02	<0.1	0.16	0.36	0.07	<0.02	<0.02	<0.02	<0.02	<0.05	<0.05	<0.05	<0.05	<0.05	0.02	<0.05	<0.02	<0.05	<0.05	<0.02	<0.05
MW050	21 Nov 2023	0902_MW050_231121	Normal	NSW_0902_PFASOMP_23	0.22	8.14	2.43	10.6	12.9	0.35	0.38	0.21	<0.02	0.1	0.2	0.66	0.1	<0.02	<0.02	<0.02	<0.02	<0.05	<0.05	0.07	<0.05	<0.05	0.02	<0.05	<0.02	<0.05	<0.05	<0.02	<0.05
MW051	06 Jul 2017	0902_MW51_060717	Normal	NSW_0902_PFAS	9.69	167	267	434	578	33.6	33.9	14.4	<0.02	<0.1	7.88	38.7	5.31	0.09	<0.02	<0.02	<0.02	<0.05	<0.05	0.08	<0.05	<0.05	0.1	<0.05	<0.02	<0.05	<0.05	<0.02	<0.05
MW051	13 Nov 2019	0902-MW051_191113	Normal	NSW_0902_PFASOMP	18.8	102	371	473	699	40.4	51.1	23.2	<0.02	8.8	13.9	61.3	8.76	0.1	<0.02	<0.02	<0.02	<0.05	<0.05	0.1	<0.05	<0.05	0.03	<0.05	<0.02	<0.05	<0.05	<0.02	<0.05
MW051	11 May 2020	0902_MW051_200511	Normal	NSW_0902_PFASOMP	3.37	74.4	71	145	192	6.68	11.8	6.6	<0.05	2.1	2.96	11.3	1.33	<0.05	<0.05	<0.05	<0.05	<0.12	<0.05	0.09	<0.05	<0.05	0.06	<0.12	<0.05	<0.12	<0.12	<0.05	<0.12
MW051	10 Nov 2020	0902_MW051_201110	Normal	NSW_0902_PFASOMP	0.87	37.5	13.9	51.4	61.2	1.48	1.56	0.96	0.05	0.7	0.95	2.73	0.44	0.05	<0.02	<0.02	<0.02	<0.05	<0.05	<0.05	<0.05	<0.05	0.04	<0.05	<0.02	<0.05	<0.05	<0.02	<0.05
MW051	03 May 2021	0902_MW051_210503	Normal	NSW_0902_PFASOMP	11.2	80	287	367	595	36.7	46.5	22.6	0.13	10.7	10.4	85.3	4.2	0.09	<0.02	<0.02	<0.02	<0.05	<0.05	0.08	<0.05	<0.05	0.07	<0.05	<0.02	<0.05	<0.05	<0.02	<0.05
MW051	03 May 2021	0902_QC200_210503	Interlab_D	NSW_0902_PFASOMP	14	83	250	333	-	46	39	11	<0.01	10	16	68	6.6	0.061	<0.01	<0.01	<0.01	<0.02	<0.02	<0.01	0.084	<0.01	<0.01	0.019	<0.02	<0.01	<0.05	<0.02	<0.01	<0.05
MW051	23 Nov 2021	0902_MW051_211123	Normal	NSW_0902_PFASOMP	39.4	239	656	895	1,320	78	63.5	59.2	0.1	16.1	22.2	130	13.8	0.15	<0.02	<0.02	<0.02	<0.05	<0.05	0.14	<0.05	<0.05	0.02	<0.05	<0.02	<0.05	<0.05	<0.02	<0.05
MW051	25 May 2022	0902_MW051_220525	Normal	NSW_0902_PFASOMP	34.2	274	519	793	1,120	48.5	64.2	64.6	0.07	12.7	12.3	81.5	11.3	0.13	<0.02	<0.02	<0.02	<0.05	<0.05	0.11	<0.05	<0.05	0.03	<0.05	<0.02	<0.05	<0.05	<0.02	<0.05

Table T8 - Historical Groundwater Analytical Results

					PFAS					PFAS - Perfluoroalkyl Sulfonic Acids				PFAS - Perfluoroalkyl Carboxylic Acids										PFAS - (n:2) Fluorotelomer Sulfonic Acids				PFAS - Perfluoroalkyl Sulfonamides						
					Perfluorooctanoic acid (PFOA)	Perfluorooctane sulfonic acid (PFOS)	Perfluorohexane sulfonic acid (PFHxS)	Sum of PFHxS and PFOS	Sum of PFAS	Perfluorobutane sulfonic acid (PFBS)	Perfluoropentane sulfonic acid (PFPeS)	Perfluoroheptane sulfonic acid (PFHpS)	Perfluorodecane sulfonic acid (PFDS)	Perfluorobutanoic acid (PFBA)	Perfluoropentanoic acid (PFPeA)	Perfluorohexanoic acid (PFHxA)	Perfluoroheptanoic acid (PFHpA)	Perfluorononanoic acid (PFNA)	Perfluorodecanoic acid (PFDA)	Perfluoroundecanoic acid (PFUnDA)	Perfluorododecanoic acid (PFDoDA)	Perfluorotridecanoic acid (PFTrDA)	Perfluorotetradecanoic acid (PFTeDA)	4:2 Fluorotelomer sulfonic acid (4:2 FTS)	6:2 Fluorotelomer sulfonic acid (6:2 FTS)	8:2 Fluorotelomer sulfonic acid (8:2 FTS)	10:2 Fluorotelomer sulfonic acid (10:2 FTS)	Perfluorooctane sulfonamide (FOSA)	N-Methyl perfluorooctane sulfonamide (MeFOSA)	N-Methyl perfluorooctane sulfonamidoacetic acid (MeFOSAA)	N-methyl perfluorooctane sulfonamidoethanol (MeFOSE)	N-Ethyl perfluorooctane sulfonamide (EtFOSA)	N-Ethyl perfluorooctane sulfonamidoacetic acid (EtFOSAA)	N-Ethyl perfluorooctane sulfonamidoethanol (EtFOSE)
					µg/L	µg/L	µg/L	µg/L	µg/L	µg/L	µg/L	µg/L	µg/L	µg/L	µg/L	µg/L	µg/L	µg/L	µg/L	µg/L	µg/L	µg/L	µg/L	µg/L	µg/L	µg/L	µg/L	µg/L	µg/L	µg/L	µg/L	µg/L	µg/L	µg/L
MW051	02 Nov 2022	0902_MW051_221102	Normal	NSW_0902_PFASOMP	***65.3***	*660*	1,120	**1,780**	2,470	96.4	149	125	<0.05	20.8	36.2	175	21.3	0.5	<0.05	<0.05	<0.05	<0.05	<0.12	<0.05	0.24	<0.05	<0.05	<0.05	<0.12	<0.05	<0.12	<0.12	<0.05	<0.12
MW051	15 May 2023	0902_MW051_230515	Normal	NSW_0902_PFASOMP_23	***60.9***	*530*	850	**1,380**	1,900	71	103	97.4	<0.05	23.5	30.4	120	17.5	0.4	<0.05	<0.05	<0.05	<0.05	<0.12	<0.05	0.2	<0.05	<0.05	<0.05	<0.12	<0.05	<0.12	<0.12	<0.05	<0.12
MW051	21 Nov 2023	0902_MW051_231121	Normal	NSW_0902_PFASOMP_23	***26.2***	*299*	441	**740**	1,040	38	58.9	58.9	0.06	13.7	15.1	75.2	8.82	0.28	<0.02	<0.02	<0.02	<0.02	<0.05	<0.05	0.15	<0.05	<0.05	<0.05	<0.05	<0.02	<0.05	<0.02	<0.05	<0.05
MW052	06 Jul 2017	0902_MW52_060717	Normal	NSW_0902_PFAS	0.31	*0.2*	24.9	**25.1**	65.9	16.9	8.99	0.06	<0.02	<0.1	3.19	10.8	0.53	<0.02	<0.02	<0.02	<0.02	<0.02	<0.05	<0.05	<0.05	<0.05	<0.05	<0.05	<0.05	<0.02	<0.05	<0.02	<0.05	<0.05
MW052	13 Nov 2019	0902-MW052_191113	Normal	NSW_0902_PFASOMP	0.44	*0.22*	42.8	**43**	95.5	12.8	11.5	0.13	<0.02	2.1	3.89	20.4	1.19	<0.02	<0.02	<0.02	<0.02	<0.02	<0.05	<0.05	<0.05	<0.05	<0.05	<0.05	<0.05	<0.02	<0.05	<0.02	<0.05	<0.05
MW052	11 May 2020	0902_MW052_200511	Normal	NSW_0902_PFASOMP	0.4	*0.26*	39.6	**39.9**	93.2	13.4	14.5	0.1	<0.02	1.9	3.14	18.7	1.21	<0.02	<0.02	<0.02	<0.02	<0.02	<0.05	<0.05	<0.05	<0.05	<0.05	<0.05	<0.05	<0.02	<0.05	<0.02	<0.05	<0.05
MW052	10 Nov 2020	0902_MW052_201110	Normal	NSW_0902_PFASOMP	0.3	*0.19*	23.9	**24.1**	55.1	7.63	7.56	0.08	<0.02	1.5	2.21	11	0.75	<0.02	<0.02	<0.02	<0.02	<0.02	<0.05	<0.05	<0.05	<0.05	<0.05	<0.05	<0.05	<0.02	<0.05	<0.02	<0.05	<0.05
MW052	03 May 2021	0902_MW052_210503	Normal	NSW_0902_PFASOMP	0.36	*0.27*	14.2	**14.5**	34.8	5.03	4.54	0.16	<0.02	1.8	2.7	4.86	0.9	<0.02	<0.02	<0.02	<0.02	<0.02	<0.05	<0.05	<0.05	<0.05	<0.05	<0.05	<0.05	<0.02	<0.05	<0.02	<0.05	<0.05
MW052	23 Nov 2021	0902_MW052_211123	Normal	NSW_0902_PFASOMP	0.29	*0.33*	21.8	**22.1**	54.6	9.57	5.5	0.12	<0.02	1.4	2.2	12.7	0.67	<0.02	<0.02	<0.02	<0.02	<0.02	<0.05	<0.05	<0.05	<0.05	<0.05	<0.05	<0.05	<0.02	<0.05	<0.02	<0.05	<0.05
MW052	25 May 2022	0902_MW052_220525	Normal	NSW_0902_PFASOMP	0.04	*0.71*	0.82	**1.53**	2.49	0.25	0.24	0.04	<0.02	<0.1	0.05	0.32	0.02	<0.02	<0.02	<0.02	<0.02	<0.02	<0.05	<0.05	<0.05	<0.05	<0.05	<0.05	<0.05	<0.02	<0.05	<0.02	<0.05	<0.05
MW052	02 Nov 2022	0902_MW052_221102	Normal	NSW_0902_PFASOMP	0.03	*0.42*	1.39	**1.81**	3.65	0.43	0.46	0.02	<0.02	<0.1	0.14	0.72	0.04	<0.02	<0.02	<0.02	<0.02	<0.02	<0.05	<0.05	<0.05	<0.05	<0.05	<0.05	<0.05	<0.02	<0.05	<0.02	<0.05	<0.05
MW052	15 May 2023	0902_MW052_230515	Normal	NSW_0902_PFASOMP_23	0.22	*2.11*	6.28	**8.39**	15.6	1.69	1.66	0.3	<0.02	0.3	0.54	2.33	0.17	<0.02	<0.02	<0.02	<0.02	<0.02	<0.05	<0.05	<0.05	<0.05	<0.05	<0.05	<0.05	<0.02	<0.05	<0.02	<0.05	<0.05
MW052	21 Nov 2023	0902_MW052_231121	Normal	NSW_0902_PFASOMP_23	0.17	*0.35*	7.81	**8.16**	24.1	4.3	4.09	0.03	<0.02	0.7	1.18	5.14	0.31	<0.02	<0.02	<0.02	<0.02	<0.02	<0.05	<0.05	<0.05	<0.05	<0.05	<0.05	<0.05	<0.02	<0.05	<0.02	<0.05	<0.05
MW053	03 Jul 2017	0902_MW53_030717	Normal	NSW_0902_PFAS	<0.01	<0.01	0.35	**0.35**	0.74	0.16	0.11	<0.02	<0.02	<0.1	0.04	0.08	<0.02	<0.02	<0.02	<0.02	<0.02	<0.02	<0.05	<0.05	<0.05	<0.05	<0.05	<0.05	<0.05	<0.02	<0.05	<0.02	<0.05	<0.05
MW053	14 Nov 2019	0902_MW053_191114	Normal	NSW_0902_PFASOMP	<0.01	*0.04*	0.08	**0.12**	0.17	0.03	0.02	<0.02	<0.02	<0.1	<0.02	<0.02	<0.02	<0.02	<0.02	<0.02	<0.02	<0.02	<0.05	<0.05	<0.05	<0.05	<0.05	<0.05	<0.05	<0.02	<0.05	<0.02	<0.05	<0.05
MW053	13 May 2020	0902_MW053_200513	Normal	NSW_0902_PFASOMP	0.09	*0.17*	0.76	**0.93**	1.62	0.12	0.11	0.03	<0.02	<0.1	0.08	0.21	0.05	<0.02	<0.02	<0.02	<0.02	<0.02	<0.05	<0.05	<0.05	<0.05	<0.05	<0.05	<0.05	<0.02	<0.05	<0.02	<0.05	<0.05
MW053	11 Nov 2020	0902_MW053_201111	Normal	NSW_0902_PFASOMP	0.07	*0.13*	0.67	**0.8**	1.37	0.11	0.11	0.02	<0.02	<0.1	0.07	0.15	0.04	<0.02	<0.02	<0.02	<0.02	<0.02	<0.05	<0.05	<0.05	<0.05	<0.05	<0.05	<0.05	<0.02	<0.05	<0.02	<0.05	<0.05
MW053	11 Nov 2020	0902_QC202_201111	Interlab_D	NSW_0902_PFASOMP	0.05	*0.083*	0.48	**0.563**	-	0.078	0.079	0.012	<0.01	<0.05	0.052	0.12	0.036	<0.01	<0.01	<0.01	<0.01	<0.02	<0.02	<0.01	<0.01	<0.01	<0.01	<0.01	<0.01	<0.02	<0.01	<0.05	<0.02	<0.05
MW053	03 May 2021	0902_MW053_210503	Normal	NSW_0902_PFASOMP	0.07	*0.09*	0.18	**0.27**	1.26	0.09	0.03	<0.02	<0.02	0.2	0.24	0.29	0.07	<0.02	<0.02	<0.02	<0.02	<0.02	<0.05	<0.05	<0.05	<0.05	<0.05	<0.05	<0.05	<0.02	<0.05	<0.02	<0.05	<0.05
MW053	24 Nov 2021	0902_MW053_211124	Normal	NSW_0902_PFASOMP	0.04	*0.08*	0.12	**0.2**	0.52	0.03	<0.02	<0.02	<0.02	<0.1	0.08	0.14	0.03	<0.02	<0.02	<0.02	<0.02	<0.02	<0.05	<0.05	<0.05	<0.05	<0.05	<0.05	<0.05	<0.02	<0.05	<0.02	<0.05	<0.05
MW053	26 May 2022	0902_MW053_220526	Normal	NSW_0902_PFASOMP	0.13	*0.12*	0.35	**0.47**	1.28	0.05	0.04	<0.02	<0.02	0.2	0.09	0.2	0.1	<0.02	<0.02	<0.02	<0.02	<0.02	<0.05	<0.05	<0.05	<0.05	<0.05	<0.05	<0.05	<0.02	<0.05	<0.02	<0.05	<0.05
MW053	10 Nov 2022	0902_MW053_221110	Normal	NSW_0902_PFASOMP	0.1	*0.03*	2	**2.03**	2.98	0.2	0.29	<0.02	<0.02	<0.1	0.06	0.24	0.06	<0.02	<0.02	<0.02	<0.02	<0.02	<0.05	<0.05	<0.05	<0.05	<0.05	<0.05	<0.05	<0.02	<0.05	<0.02	<0.05	<0.05
MW053	09 May 2023	0902_MW053_230509	Normal	NSW_0902_PFASOMP_23	0.56	*0.06*	15.3	**15.4**	26	3.14	2.39	0.07	<0.02	0.4	0.68	2.88	0.56	<0.02	<0.02	<0.02	<0.02	<0.02	<0.05	<0.05	<0.05	<0.05	<0.05	<0.05	<0.05	<0.02	<0.05	<0.02	<0.05	<0.05
MW053	20 Nov 2023	0902_MW053_231120	Normal	NSW_0902_PFASOMP_23	**0.78**	*0.1*	16.9	**17**	27.7	2.76	2.6	0.09	<0.02	0.5	0.54	2.8	0.67	<0.02	<0.02	<0.02	<0.02	<0.02	<0.05	<0.05	<0.05	<0.05	<0.05	<0.05	<0.05	<0.02	<0.05	<0.02	<0.05	<0.05
MW054	30 Jun 2017	0902_MW54_300617	Normal	NSW_0902_PFAS	<0.01	<0.01	0.09	**0.09**	0.18	0.06	0.03	<0.02	<0.02	<0.1	<0.02	<0.02	<0.02	<0.02	<0.02	<0.02	<0.02	<0.02	<0.05	<0.05	<0.05	<0.05	<0.05	<0.05	<0.05	<0.02	<0.05	<0.02	<0.05	<0.05
MW054	14 Nov 2019	0902_MW054_191114	Normal	NSW_0902_PFASOMP	<0.01	<0.01	0.15	**0.15**	0.31	0.1	0.06	<0.02	<0.02	<0.1	<0.02	<0.02	<0.02	<0.02	<0.02	<0.02	<0.02	<0.02	<0.05	<0.05	<0.05	<0.05	<0.05	<0.05	<0.05	<0.02	<0.05	<0.02	<0.05	<0.05
MW054	13 May 2020	0902_MW054_200513	Normal	NSW_0902_PFASOMP	<0.01	*0.02*	0.29	**0.31**	0.97	0.38	0.08	<0.02	<0.02	<0.1	0.05	0.15	<0.02	<0.02	<0.02	<0.02	<0.02	<0.02	<0.05	<0.05	<0.05	<0.05	<0.05	<0.05	<0.05	<0.02	<0.05	<0.02	<0.05	<0.05
MW054	11 Nov 2020	0902_MW054_201111	Normal	NSW_0902_PFASOMP	<0.01	<0.01	0.24	**0.24**	0.48	0.13	0.06	<0.02	<0.02	<0.1	<0.02	0.05	<0.02	<0.02	<0.02	<0.02	<0.02	<0.02	<0.05	<0.05	<0.05	<0.05	<0.05	<0.05	<0.05	<0.02	<0.05	<0.02	<0.05	<0.05
MW054	04 May 2021	0902_MW054_210504	Normal	NSW_0902_PFASOMP	<0.01	<0.01	0.17	**0.17**	0.37	0.11	0.06	<0.02	<0.02	<0.1	<0.02	0.03	<0.02	<0.02	<0.02	<0.02	<0.02	<0.02	<0.05	<0.05	<0.05	<0.05	<0.05	<0.05	<0.05	<0.02	<0.05	<0.02	<0.05	<0.05
MW054	24 Nov 2021	0902_MW054_211124	Normal	NSW_0902_PFASOMP	<0.01	*0.02*	0.16	**0.18**	0.36	0.14	0.04	<0.02	<0.02	<0.1	<0.02	<0.02	<0.02	<0.02	<0.02	<0.02	<0.02	<0.02	<0.05	<0.05	<0.05	<0.05	<0.05	<0.05	<0.05	<0.02	<0.05	<0.02	<0.05	<0.05
MW054	24 May 2022	0902_MW054_220524	Normal	NSW_0902_PFASOMP	<0.01	<0.01	0.22	**0.22**	0.41	0.09	0.06	<0.02	<0.02	<0.1	<0.02	0.04	<0.02	<0.02	<0.02	<0.02	<0.02	<0.02	<0.05	<0.05	<0.05	<0.05	<0.05	<0.05	<0.05	<0.02	<0.05	<0.02	<0.05	<0.05
MW054	24 May 2022	0902_QC100_220524	Field_D	NSW_0902_PFASOMP	<0.01	<0.01	0.25	**0.25**	0.44	0.1	0.07	<0.02	<0.02	<0.1	<0.02	0.02	<0.02	<0.02	<0.02	<0.02	<0.02	<0.02	<0.05	<0.05	<0.05	<0.05	<0.05	<0.05	<0.05	<0.02	<0.05	<0.02	<0.05	<0.05
MW054	10 Nov 2022	0902_MW054_221110	Normal	NSW_0902_PFASOMP	<0.01	<0.01	0.41	**0.41**	0.67	0.1	0.09	<0.02	<0.02	<0.1	<0.02	0.07	<0.02	<0.02	<0.02	<0.02	<0.02	<0.02	<0.05	<0.05	<0.05	<0.05	<0.05	<0.05	<0.05	<0.02	<0.05	<0.02	<0.05	<0.05
MW054	09 May 2023	0902_MW054_230509	Normal	NSW_0902_PFASOMP_23	<0.01	<0.01	0.42	**0.42**	0.77	0.17	0.08	<0.02	<0.02	<0.1	0.03	0.07	<0.02	<0.02	<0.02	<0.02	<0.02	<0.02	<0.05	<0.05	<0.05	<0.05	<0.05	<0.05	<0.05	<0.02	<0.05	<0.02	<0.05	<0.05
MW056	04 Nov 2013	BH8-17	Normal	ACTNSW_Hist_202009-2	<0.02	<0.02	-	-	-	-	-	-	-	-	-	-	-	-	-	-	-	-	-	-	-	-	-	-	-	-	-	-	-	-
MW056	03 Jul 2017	0902_MW56_030717	Normal	NSW_0902_PFAS	<0.01	*0.02*	<0.02	0.02	0.02	<0.02	<0.02	<0.02	<0.02	<0.1	<0.02	<0.02	<0.02	<0.02	<0.02	<0.02	<0.02	<0.02	<0.05	<0.05	<0.05	<0.05	<0.05	<0.05	<0.05	<0.02	<0.05	<0.02	<0.05	<0.05
MW056	03 Jul 2017	0902_QC201_030717	Interlab_D	NSW_0902_PFAS	<0.01	<0.01	0.03	0.03	-	<0.01	<0.01	<0.01	<0.02	<0.02	<0.02	<0.01	<0.01	<0.01	<0.02	<0.02	<0.05	<0.1	<0.5	<0.01	<0.01	<0.01	<0.01	<0.1	<0.05	<0.02	<0.05	<0.1	<0.02	<0.5
MW056	14 Nov 2019	0902_MW056_191114	Normal	NSW_0902_PFASOMP	<0.01	*0.01*	0.02	0.03	0.03	<0.02	<0.02	<0.02	<0.02	<0.1	<0.02	<0.02	<0.02	<0.02	<0.02	<0.02	<0.02	<0.02	<0.05	<0.05	<0.05	<0.05	<0.05	<0.02	<0.05	<0.02	<0.05	<0.02	<0.05	<0.05
MW056	13 May 2020	0902_MW056_200513	Normal	NSW_0902_PFASOMP	<0.01	<0.01	<0.02	<0.01	<0.01	<0.02	<0.02	<0.02	<0.02	<0.1	<0.02	<0.02	<0.02	<0.02	<0.02	<0.02	<0.02	<0.02	<0.05	<0.05	<0.05	<0.05	<0.05	<0.02	<0.05	<0.02	<0.05	<0.02	<0.05	<0.05
MW056	13 May 2020	0902_QC102_200513	Field_D	NSW_0902_PFASOMP	<0.01	<0.01	<0.02	<0.01	<0.01	<0.02	<0.02	<0.02	<0.02	<0.1	<0.02	<0.02	<0.02	<0.02	<0.02	<0.02	<0.02	<0.02	<0.05	<0.05	<0.05	<0.05	<0.05	<0.02	<0.05	<0.02	<0.05	<0.02	<0.05	<0.05
MW056	13 Nov 2020	0902_MW056_201113	Normal	NSW_0902_PFASOMP	<0.01	<0.01	<0.02	<0.01	<0.01	<0.02	<0.02	<0.02	<0.02	<0.1	<0.02	<0.02	<0.02	<0.02	<0.02	<0.02	<0.02	<0.02	<0.05	<0.05	<0.05	<0.05	<0.05	<0.02	<0.05	<0.02	<0.05	<0.02	<0.05	<0.05
MW056	07 May 2021	0902_MW056_210507	Normal	NSW_0902_PFASOMP	<0.01	<0.01	<0.02	<0.01	<0.01	<0.02	<0.02	<0.02	<0.02	<0.1	<0.02	<0.02	<0.02	<0.02	<0.02	<0.02	<0.02	<0.02	<0.05	<0.05	<0.05	<0.05	<0.05	<0.02	<0.05	<0.02	<0.05	<0.02	<0.05	<0.05
MW056	24 Nov 2021	0902_MW056_211124	Normal	NSW_0902_PFASOMP	<0.01	<0.01	<0.01	<0.01	<0.01	<0.02	<0.02	<0.02	<0.02	<0.1	<0.02	<0.02	<0.02	<0.02	<0.02	<0.02	<0.02	<0.02	<0.05	<0.05	<0.05	<0.05	<0.05	<0.02	<0.05	<0.02	<0.05	<0.02	<0.05	<0.05
MW056	24 Nov 2021	0902_QC106_211124	Field_D	NSW_0902_PFASOMP	<0.01	<0.01	<0.01	<0.01	<0.01	<0.02	<0.02	<0.02	<0.02	<0.1	<0.02	<0.02	<0.02	<0.02	<0.02	<0.02	<0.02	<0.02	<0.05	<0.05	<0.05	<0.05	<0.05	<0.02	<0.05	<0.02	<0.05	<0.02	<0.05	<0.05
MW056	25 May 2022	0902_MW056_220525	Normal	NSW_0902_PFASOMP	<0.01	*0.02*	0.01	0.03	0.03	<0.02	<0.02	<0.02	<0.02	<0.1	<0.02	<0.02	<0.02	<0.02	<0.02	<0.02	<0.02	<0.02	<0.05	<0.05	<0.05	<0.05	<0.05	<0.02	<0.05	<0.02	<0.05	<0.02	<0.05	<0.05
MW056	07 Nov 2022	0902_MW056_221107	Normal	NSW_0902_PFASOMP	<0.01	*0.02*	0.01	0.03	0.03	<0.02	<0.02	<0.02	<0.02	<0.1	<0.02	<0.02	<0.02	<0.02	<0.02	<0.02	<0.02	<0.02	<0.05	<0.05	<0.05	<0.05	<0.05	<0.02	<0.05	<0.02	<0.05	<0.02	<0.05	<0.05
MW056	07 Nov 2022	0902_QC105_221107	Field_D	NSW_0902_PFASOMP	<0.01	*0.01*	<0.01	0.01	0.01	<0.02	<0.02	<0.02	<0.02	<0.1	<0.02	<0.02	<0.02	<0.02	<0.02	<0.02	<0.02	<0.02	<0.05	<0.05	<0.05	<0.05	<0.05	<0.02	<0.05	<0.02	<0.05	<0.02	<0.05	<0.05
MW056	07 Nov 2022	0902_QC203_221107	Interlab_D	NSW_0902_PFASOMP	<0.01	*0.02*	0.01	0.03	0.03	<0.01	<0.01	<0.01	<0.02	<0.02	<0.02	<0.01	<0.01	<0.01	<0.02	<0.02	<0.05	<0.1	<0.5	<0.01	<0.01	<0.02	<0.02	<0.1	<0.05	<0.02	<0.05	<0.1	<0.02	<0.5
MW056	09 May 2023	0902_MW056_230509	Normal	NSW_0902_PFASOMP_23	<0.01	<0.01	<0.01	<0.01	<0.01	<0.02	<0.02	<0.02	<0.02	<0.1	<0.02	<0.02	<0.02	<0.02	<0.02	<0.02	<0.02	<0.02	<0.05	<0.05	<0.05	<0.05	<0.05	<0.02	<0.05	<0.02	<0.05	<0.02	<0.05	<0.05
MW056	20 Nov 2023	0902_MW056_231120	Normal	NSW_0902_PFASOMP_23	<0.01	*0.07*	0.01	**0.08**	0.08	<0.02	<0.02	<0.02	<0.02	<0.1	<0.02	<0.02	<0.02	<0.02	<0.02	<0.02	<0.02	<0.02	<0.05	<0.05	<0.05	<0.05	<0.05	<0.02	<0.05	<0.02	<0.05	<0.02	<0.05	<0.05
MW056	20 Nov 2023	0902_QC101_231120	Field_D	NSW_0902_PFASOMP_23	<0.01	*0.06*	0.02	**0.08**	0.08	<0.02	<0.02	<0.02	<0.02	<0.1	<0.02	<0.02	<0.02	<0.02	<0.02	<0.02	<0.02	<0.02	<0.05	<0.05	<0.05	<0.05	<0.05	<0.02	<0.05	<0.02	<0.05	<0.02	<0.05	<0.05
MW056	20 Nov 2023	0902_QC201_231120	Interlab_D	NSW_0902_PFASOMP_23	<0.01	*0.04*	0.01	0.05	0.05	<0.01	<0.01	<0.01	<0.02	<0.02	<0.02	<0.01	<0.01	<0.01	<0.02	<0.02	<0.05	<0.1	<0.5	<0.01	<0.01	<0.02	<0.02	<0.1	<0.05	<0.02	<0.05	<0.1	<0.02	<0.5
MW057	04 Nov 2013	BH8-18	Normal	ACTNSW_Hist_202009-2	<0.02	<0.02	-	-	-	-	-	-	-	-	-	-	-	-	-	-	-	-	-	-	-	-	-	-	-	-	-	-	-	-
MW057	03 Jul 2017	0902_MW57_030717	Normal	NSW_0902_PFAS	<0.05	*0.13*	0.9	**1.03**	1.33	0.12	0.1	<0.05	<0.05	<0.2	<0.05	0.08	<0.05	<0.05	<0.05	<0.05	<0.05	<0.05	<0.12	<0.05	<0.05	<0.05	<0.05	<0.05	<0.12	<0.05	<0.12	<0.12	<0.05	<0.12
MW057	14 Nov 2019	0902_MW057_191114	Normal	NSW_0902_PFASOMP	0.03	*0.09*	0.7	**0.79**	1.15	0.11	0.09	<0.02	<0.02	<0.1	0.03	0.1	<0.02	<0.02	<0.02	<0.02	<0.02	<0.02	<0.05	<0.05	<0.05	<0.05	<0.05	<0.02	<0.05	<0.02	<0.05	<0.02	<0.05	<0.05
MW057	13 May 2020	0902_MW057_200513	Normal	NSW_0902_PFASOMP	0.06	*0.08*	0.81	**0.89**	1.37	0.13	0.08	<0.02	<0.02	<0.1	0.06	0.12	0.03	<0.02	<0.02	<0.02	<0.02	<0.02	<0.05	<0.05	<0.05	<0.05	<0.05	<0.02	<0.05	<0.02	<0.05	<0.02	<0.05	<0.05
MW057	13 May 2020	0902_QC103_200513	Field_D	NSW_0902_PFASOMP	0.06	*0.08*	0.77	**0.85**	1.32	0.13	0.07	<0.02	<0.02	<0.1	0.06	0.12	0.03	<0.02	<0.02	<0.02	<0.02	<0.02	<0.05	<0.05	<0.05	<0.05	<0.05	<0.02	<0.05	<0.02	<0.05	<0.02	<0.05	<0.05
MW057	11 Nov 2020	0902_MW057_201111	Normal	NSW_0902_PFASOMP	0.06	*0.09*	0.69	**0.78**	1.13	0.1	0.05	<0.02	<0.02	<0.1	0.05	0.07	0.02	<0.02	<0.02	<0.02	<0.02	<0.02	<0.05	<0.05	<0.05	<0.05	<0.05	<0.02	<0.05	<0.02	<0.05	<0.02	<0.05	<0.05
MW057	04 May 2021	0902_MW057_210504	Normal	NSW_0902_PFASOMP	0.05	*0.12*	0.72	**0.84**	1.45	0.19	0.08	<0.02	<0.02	0.1	0.06	0.11	0.02	<0.02	<0.02	<0.02	<0.02	<0.02	<0.05	<0.05	<0.05	<0.05	<0.05	<0.02	<0.05	<0.02	<0.05	<0.02	<0.05	<0.05
MW057	24 Nov 2021	0902_MW057_211124	Normal	NSW_0902_PFASOMP	0.06	*0.13*	0.73	**0.86**	1.37	0.12	0.06	<0.02	<0.02	<0.1	0.06	0.17	0.04	<0.02	<0.02	<0.02	<0.02	<0.02	<0.05	<0.05	<0.05	<0.05	<0.05	<0.02	<0.05	<0.02	<0.05	<0.02	<0.05	<0.05
MW057	31 May 2022	0902_MW057_220531	Normal	NSW_0902_PFASOMP	0.07	*0.32*	0.66	**0.98**	1.57	0.1	0.08	0.02	<0.02	0.1	0.05	0.13	0.04	<0.02	<0.02	<0.02	<0.02	<0.02	<0.05	<0.05	<0.05	<0.05	<0.05	<0.02	<0.05	<0.02	<0.05	<0.02	<0.05	<0.05
MW057	10 Nov 2022	0902_MW057_221110	Normal	NSW_0902_PFASOMP	0.08	*0.25*	1.08	**1.33**	2.15	0.12	0.12	0.03	<0.02	0.1	0.1	0.22	0.05	<0.02	<0.02	<0.02	<0.02	<0.02	<0.05	<0.05	<0.05	<0.05	<0.05	<0.02	<0.05	<0.02	<0.05	<0.02	<0.05	<0.05

Table T8 - Historical Groundwater Analytical Results

					PFAS					PFAS - Perfluoroalkyl Sulfonic Acids				PFAS - Perfluoroalkyl Carboxylic Acids										PFAS - (n:2) Fluorotelomer Sulfonic Acids				PFAS - Perfluoroalkyl Sulfonamides						
					Perfluorooctanoic acid (PFOA)	Perfluorooctane sulfonic acid (PFOS)	Perfluorohexane sulfonic acid (PFHxS)	Sum of PFHxS and PFOS	Sum of PFAS	Perfluorobutane sulfonic acid (PFBS)	Perfluoropentane sulfonic acid (PFPeS)	Perfluoroheptane sulfonic acid (PFHpS)	Perfluorodecane sulfonic acid (PFDS)	Perfluorobutanoic acid (PFBA)	Perfluoropentanoic acid (PFPeA)	Perfluorohexanoic acid (PFHxA)	Perfluoroheptanoic acid (PFHpA)	Perfluorononanoic acid (PFNA)	Perfluorodecanoic acid (PFDA)	Perfluoroundecanoic acid (PFUnDA)	Perfluorododecanoic acid (PFDoDA)	Perfluorotridecanoic acid (PFTrDA)	Perfluorotetradecanoic acid (PFTeDA)	4:2 Fluorotelomer sulfonic acid (4:2 FTS)	6:2 Fluorotelomer sulfonic acid (6:2 FTS)	8:2 Fluorotelomer sulfonic acid (8:2 FTS)	10:2 Fluorotelomer sulfonic acid (10:2 FTS)	Perfluorooctane sulfonamide (FOSA)	N-Methyl perfluorooctane sulfonamide (MeFOSA)	N-Methyl perfluorooctane sulfonamidoacetic acid (MeFOSAA)	N-methyl perfluorooctane sulfonamidoethanol (MeFOSE)	N-Ethyl perfluorooctane sulfonamide (EtFOSA)	N-Ethyl perfluorooctane sulfonamidoacetic acid (EtFOSAA)	N-Ethyl perfluorooctane sulfonamidoethanol (EtFOSE)
					µg/L	µg/L	µg/L	µg/L	µg/L	µg/L	µg/L	µg/L	µg/L	µg/L	µg/L	µg/L	µg/L	µg/L	µg/L	µg/L	µg/L	µg/L	µg/L	µg/L	µg/L	µg/L	µg/L	µg/L	µg/L	µg/L	µg/L	µg/L	µg/L	µg/L
MW057	09 May 2023	0902_MW057_230509	Normal	NSW_0902_PFASOMP_23	0.06	*0.12*	0.63	**0.75**	1.45	0.13	0.07	0.02	<0.02	0.1	0.1	0.18	0.04	<0.02	<0.02	<0.02	<0.02	<0.02	<0.05	<0.05	<0.05	<0.05	<0.05	<0.02	<0.05	<0.02	<0.05	<0.05	<0.05	<0.05
MW057	20 Nov 2023	0902_MW057_231120	Normal	NSW_0902_PFASOMP_23	0.06	*0.19*	0.63	**0.82**	1.37	0.09	0.07	<0.02	<0.02	0.1	0.06	0.14	0.03	<0.02	<0.02	<0.02	<0.02	<0.02	<0.05	<0.05	<0.05	<0.05	<0.05	<0.02	<0.05	<0.02	<0.05	<0.05	<0.02	<0.05
MW058	04 Nov 2013	BH8-19	Normal	ACTNSW_Hist_202009-2	<0.02	<0.02	-	-	-	-	-	-	-	-	-	-	-	-	-	-	-	-	-	-	-	-	-	-	-	-	-	-	-	-
MW058	30 Jun 2017	0902_MW58_300617	Normal	NSW_0902_PFAS	0.02	<0.01	1.86	**1.86**	6.34	1.66	0.92	<0.02	<0.02	<0.1	0.37	1.3	0.21	<0.02	<0.02	<0.02	<0.02	<0.02	<0.05	<0.05	<0.05	<0.05	<0.05	<0.02	<0.05	<0.02	<0.05	<0.05	<0.02	<0.05
MW058	14 Nov 2019	0902_MW058_191114	Normal	NSW_0902_PFASOMP	0.06	*0.12*	3.81	**3.93**	14	2.78	2.31	<0.02	<0.02	0.4	0.61	3.52	0.31	0.02	0.02	<0.02	<0.02	<0.02	<0.05	<0.05	<0.05	<0.05	<0.05	<0.02	<0.05	<0.02	<0.05	<0.05	<0.02	<0.05
MW058	14 Nov 2019	0902_QC202_191114	Interlab_D	NSW_0902_PFASOMP	**0.8**	<0.02	9.9	**9.9**	-	2.5	2	<0.01	<0.01	0.56	0.79	3.6	0.74	<0.01	<0.01	<0.01	<0.01	<0.02	<0.02	<0.01	<0.01	<0.01	<0.01	<0.01	<0.02	<0.01	<0.05	<0.02	<0.01	<0.05
MW058	13 May 2020	0902_MW058_200513	Normal	NSW_0902_PFASOMP	**0.9**	<0.01	9.34	**9.34**	21.2	2.67	2.29	0.06	<0.02	0.4	0.72	4	0.79	<0.02	<0.02	<0.02	<0.02	<0.02	<0.05	<0.05	<0.05	<0.05	<0.05	<0.02	<0.05	<0.02	<0.05	<0.05	<0.02	<0.05
MW058	11 Nov 2020	0902_MW058_201111	Normal	NSW_0902_PFASOMP	0.42	*0.02*	6.03	**6.05**	12.1	1.6	1.17	0.02	<0.02	0.2	0.42	1.87	0.37	<0.02	<0.02	<0.02	<0.02	<0.02	<0.05	<0.05	<0.05	<0.05	<0.05	<0.02	<0.05	<0.02	<0.05	<0.05	<0.02	<0.05
MW058	04 May 2021	0902_MW058_210504	Normal	NSW_0902_PFASOMP	0.39	*0.13*	2.85	**2.98**	9.12	1.34	1.23	0.06	<0.02	0.2	0.39	2.13	0.4	<0.02	<0.02	<0.02	<0.02	<0.02	<0.05	<0.05	<0.05	<0.05	<0.05	<0.02	<0.05	<0.02	<0.05	<0.05	<0.02	<0.05
MW058	24 Nov 2021	0902_MW058_211124	Normal	NSW_0902_PFASOMP	**0.59**	*0.05*	5.63	**5.68**	13.7	1.94	1.23	0.05	<0.02	0.3	0.46	3.03	0.42	<0.02	<0.02	<0.02	<0.02	<0.02	<0.05	<0.05	<0.05	<0.05	<0.05	<0.02	<0.05	<0.02	<0.05	<0.05	<0.02	<0.05
MW058	09 Aug 2022	0902_MW058_220809	Normal	NSW_0902_PFASMGMT	**0.65**	*0.05*	5.38	**5.43**	15.6	2.21	2.05	0.11	<0.02	0.4	0.69	3.51	0.59	<0.02	<0.02	<0.02	<0.02	<0.02	<0.05	<0.05	<0.05	<0.05	<0.05	<0.02	<0.05	<0.02	<0.05	<0.05	<0.02	<0.05
MW058	10 Nov 2022	0902_MW058_221110	Normal	NSW_0902_PFASOMP	0.3	*0.26*	2.1	**2.36**	6.65	0.92	0.73	0.06	<0.02	0.2	0.32	1.5	0.26	<0.02	<0.02	<0.02	<0.02	<0.02	<0.05	<0.05	<0.05	<0.05	<0.05	<0.02	<0.05	<0.02	<0.05	<0.05	<0.02	<0.05
MW058	09 May 2023	0902_MW058_230509	Normal	NSW_0902_PFASOMP_23	**0.61**	*0.02*	11.7	**11.7**	25.7	3.47	2.39	0.06	<0.02	0.5	1.11	4.82	1.03	<0.02	<0.02	<0.02	<0.02	<0.02	<0.05	<0.05	<0.05	<0.05	<0.05	<0.02	<0.05	<0.02	<0.05	<0.05	<0.02	<0.05
MW058	20 Nov 2023	0902_MW058_231120	Normal	NSW_0902_PFASOMP_23	**0.71**	*0.06*	11.4	**11.5**	26.4	3.23	3.4	0.04	<0.02	0.7	0.99	4.82	1.1	<0.02	<0.02	<0.02	<0.02	<0.02	<0.05	<0.05	<0.05	<0.05	<0.05	<0.02	<0.05	<0.02	<0.05	<0.05	<0.02	<0.05
MW059	05 Nov 2013	BH8-26	Normal	ACTNSW_Hist_202009-2	<0.02	<0.02	-	-	-	-	-	-	-	-	-	-	-	-	-	-	-	-	-	-	-	-	-	-	-	-	-	-	-	-
MW059	03 Jul 2017	0902_MW59_030717	Normal	NSW_0902_PFAS	<0.01	*0.01*	1.96	**1.97**	6.98	2.2	1.21	<0.02	<0.02	<0.1	0.34	1.17	0.09	<0.02	<0.02	<0.02	<0.02	<0.02	<0.05	<0.05	<0.05	<0.05	<0.05	<0.02	<0.05	<0.02	<0.05	<0.05	<0.02	<0.05
MW059	03 Jul 2017	0902_QC101_030717	Field_D	NSW_0902_PFAS	<0.01	*0.01*	1.96	**1.97**	6.99	2.22	1.2	<0.02	<0.02	<0.1	0.33	1.18	0.09	<0.02	<0.02	<0.02	<0.02	<0.02	<0.05	<0.05	<0.05	<0.05	<0.05	<0.02	<0.05	<0.02	<0.05	<0.05	<0.02	<0.05
MW059	14 Nov 2019	0902_MW059_191114	Normal	NSW_0902_PFASOMP	0.06	*0.11*	3.91	**4.02**	14	2.72	2.4	<0.02	<0.02	0.3	0.63	3.54	0.32	0.03	0.02	<0.02	<0.02	<0.02	<0.05	<0.05	<0.05	<0.05	<0.05	<0.02	<0.05	<0.02	<0.05	<0.05	<0.02	<0.05
MW059	14 Nov 2019	0902_QC105_191114	Field_D	NSW_0902_PFASOMP	0.07	*0.16*	5.04	**5.2**	17.8	3.68	2.89	<0.02	<0.02	0.2	0.75	4.54	0.4	0.03	0.02	<0.02	<0.02	<0.02	<0.05	<0.05	<0.05	<0.05	<0.05	<0.02	<0.05	<0.02	<0.05	<0.05	<0.02	<0.05
MW059	15 May 2020	0902_MW059_200515	Normal	NSW_0902_PFASOMP	<0.01	<0.01	0.07	0.07	0.18	0.04	0.03	<0.02	<0.02	<0.1	<0.02	0.04	<0.02	<0.02	<0.02	<0.02	<0.02	<0.02	<0.05	<0.05	<0.05	<0.05	<0.05	<0.02	<0.05	<0.02	<0.05	<0.05	<0.02	<0.05
MW059	13 Nov 2020	0902_MW059_201113	Normal	NSW_0902_PFASOMP	0.02	*0.01*	3.34	**3.35**	11.6	2.09	2.02	<0.02	<0.02	0.3	0.5	2.98	0.32	<0.02	<0.02	<0.02	<0.02	<0.02	<0.05	<0.05	<0.05	<0.05	<0.05	<0.02	<0.05	<0.02	<0.05	<0.05	<0.02	<0.05
MW059	07 May 2021	0902_MW059_210507	Normal	NSW_0902_PFASOMP	0.03	*0.07*	3.92	**3.99**	15.5	2.96	2.62	<0.02	<0.02	0.5	0.91	3.98	0.52	<0.02	<0.02	<0.02	<0.02	<0.02	<0.05	<0.05	<0.05	<0.05	<0.05	<0.02	<0.05	<0.02	<0.05	<0.05	<0.02	<0.05
MW059	29 Nov 2021	0902_MW059_211129	Normal	NSW_0902_PFASOMP	0.02	*0.08*	2.68	**2.76**	12.2	3.07	1.77	<0.02	<0.02	0.4	0.61	3.28	0.29	<0.02	<0.02	<0.02	<0.02	<0.02	<0.05	<0.05	<0.05	<0.05	<0.05	<0.02	<0.05	<0.02	<0.05	<0.05	<0.02	<0.05
MW059	31 May 2022	0902_MW059_220531	Normal	NSW_0902_PFASOMP	0.03	*0.04*	3.81	**3.85**	13.1	2.72	2.38	<0.02	<0.02	0.4	0.43	2.92	0.37	<0.02	<0.02	<0.02	<0.02	<0.02	<0.05	<0.05	<0.05	<0.05	<0.05	<0.02	<0.05	<0.02	<0.05	<0.05	<0.02	<0.05
MW059	07 Nov 2022	0902_MW059_221107	Normal	NSW_0902_PFASOMP	0.03	*0.1*	5.01	**5.11**	17.6	3.52	2.9	<0.02	<0.02	0.6	0.8	4.22	0.47	<0.02	<0.02	<0.02	<0.02	<0.02	<0.05	<0.05	<0.05	<0.05	<0.05	<0.02	<0.05	<0.02	<0.05	<0.05	<0.02	<0.05
MW059	07 Nov 2022	0902_QC205_221107	Interlab_D	NSW_0902_PFASOMP	0.02	*0.07*	4.3	**4.3**	15	3	2.8	<0.01	<0.02	0.53	0.66	2.9	0.4	<0.01	<0.02	<0.02	<0.05	<0.1	<0.5	<0.01	0.01	<0.02	<0.02	<0.1	<0.05	<0.02	<0.05	<0.1	<0.02	<0.5
MW059	09 May 2023	0902_MW059_230509	Normal	NSW_0902_PFASOMP_23	0.03	*0.06*	5.98	**6.04**	19.9	4.54	2.64	<0.02	<0.02	0.5	1.08	4.49	0.58	<0.02	<0.02	<0.02	<0.02	<0.02	<0.05	<0.05	<0.05	<0.05	<0.05	<0.02	<0.05	<0.02	<0.05	<0.05	<0.02	<0.05
MW059	21 Nov 2023	0902_MW059_231121	Normal	NSW_0902_PFASOMP_23	0.06	*0.1*	5.52	**5.62**	16.8	2.8	2.97	<0.02	<0.02	0.4	0.68	3.7	0.62	<0.02	<0.02	<0.02	<0.02	<0.02	<0.05	<0.05	<0.05	<0.05	<0.05	<0.02	<0.05	<0.02	<0.05	<0.05	<0.02	<0.05
MW060	05 Jul 2017	0902_MW60_050717	Normal	NSW_0902_PFAS	0.1	*0.73*	2.98	**3.71**	4.81	0.24	0.36	0.09	<0.02	<0.1	<0.02	0.25	0.06	<0.02	<0.02	<0.02	<0.02	<0.02	<0.05	<0.05	<0.05	<0.05	<0.05	<0.02	<0.05	<0.02	<0.05	<0.05	<0.02	<0.05
MW060	14 Nov 2019	0902_MW060_191114	Normal	NSW_0902_PFASOMP	0.09	*0.44*	1.94	**2.38**	3.35	0.17	0.23	0.07	<0.02	<0.1	0.06	0.31	0.04	<0.02	<0.02	<0.02	<0.02	<0.02	<0.05	<0.05	<0.05	<0.05	<0.05	<0.02	<0.05	<0.02	<0.05	<0.05	<0.02	<0.05
MW060	12 May 2020	0902_MW060_200512	Normal	NSW_0902_PFASOMP	0.1	*0.52*	2.2	**2.72**	3.77	0.19	0.23	0.09	<0.02	<0.1	0.06	0.33	0.05	<0.02	<0.02	<0.02	<0.02	<0.02	<0.05	<0.05	<0.05	<0.05	<0.05	<0.02	<0.05	<0.02	<0.05	<0.05	<0.02	<0.05
MW060	11 Nov 2020	0902_MW060_201111	Normal	NSW_0902_PFASOMP	0.07	*0.44*	1.65	**2.09**	2.95	0.14	0.23	0.07	<0.02	<0.1	0.05	0.26	0.04	<0.02	<0.02	<0.02	<0.02	<0.02	<0.05	<0.05	<0.05	<0.05	<0.05	<0.02	<0.05	<0.02	<0.05	<0.05	<0.02	<0.05
MW060	04 May 2021	0902_MW060_210504	Normal	NSW_0902_PFASOMP	0.1	*0.54*	2.04	**2.58**	3.66	0.19	0.25	0.08	<0.02	<0.1	0.07	0.34	0.05	<0.02	<0.02	<0.02	<0.02	<0.02	<0.05	<0.05	<0.05	<0.05	<0.05	<0.02	<0.05	<0.02	<0.05	<0.05	<0.02	<0.05
MW060	04 May 2021	0902_QC201_210504	Interlab_D	NSW_0902_PFASOMP	0.075	*0.4*	1.9	**2.3**	-	0.18	0.21	0.045	<0.01	<0.05	0.059	0.27	0.039	<0.01	<0.01	<0.01	<0.01	<0.02	<0.02	<0.01	<0.01	<0.01	<0.01	<0.01	<0.02	<0.01	<0.05	<0.02	<0.01	<0.05
MW060	24 Nov 2021	0902_MW060_211124	Normal	NSW_0902_PFASOMP	0.05	*0.23*	0.45	**0.68**	0.95	0.05	0.04	0.02	<0.02	<0.1	<0.02	0.09	0.02	<0.02	<0.02	<0.02	<0.02	<0.02	<0.05	<0.05	<0.05	<0.05	<0.05	<0.02	<0.05	<0.02	<0.05	<0.05	<0.02	<0.05
MW060	25 May 2022	0902_MW060_220525	Normal	NSW_0902_PFASOMP	0.08	*0.39*	1.58	**1.97**	2.79	0.16	0.2	0.06	<0.02	<0.1	0.04	0.24	0.04	<0.02	<0.02	<0.02	<0.02	<0.02	<0.05	<0.05	<0.05	<0.05	<0.05	<0.02	<0.05	<0.02	<0.05	<0.05	<0.02	<0.05
MW060	07 Nov 2022	0902_MW060_221107	Normal	NSW_0902_PFASOMP	0.04	*0.23*	0.18	**0.41**	0.55	<0.02	<0.02	<0.02	<0.02	<0.1	0.03	0.07	<0.02	<0.02	<0.02	<0.02	<0.02	<0.02	<0.05	<0.05	<0.05	<0.05	<0.05	<0.02	<0.05	<0.02	<0.05	<0.05	<0.02	<0.05
MW060	07 Nov 2022	0902_QC107_221107	Field_D	NSW_0902_PFASOMP	0.04	*0.14*	0.16	**0.3**	0.43	<0.02	<0.02	<0.02	<0.02	<0.1	0.03	0.06	<0.02	<0.02	<0.02	<0.02	<0.02	<0.02	<0.05	<0.05	<0.05	<0.05	<0.05	<0.02	<0.05	<0.02	<0.05	<0.05	<0.02	<0.05
MW060	07 Nov 2022	0902_QC207_221107	Interlab_D	NSW_0902_PFASOMP	0.03	*0.14*	0.16	**0.31**	0.55	0.02	0.02	0.01	<0.02	0.06	0.03	0.05	0.02	<0.01	<0.02	<0.02	<0.05	<0.1	<0.5	<0.01	<0.01	<0.02	<0.02	<0.1	<0.05	<0.02	<0.05	<0.1	<0.02	<0.5
MW060	09 May 2023	0902_MW060_230509	Normal	NSW_0902_PFASOMP_23	0.04	*0.21*	0.87	**1.08**	1.57	0.1	0.1	0.03	<0.02	<0.1	0.04	0.16	0.02	<0.02	<0.02	<0.02	<0.02	<0.02	<0.05	<0.05	<0.05	<0.05	<0.05	<0.02	<0.05	<0.02	<0.05	<0.05	<0.02	<0.05
MW060	23 Nov 2023	0902_MW060_231123	Normal	NSW_0902_PFASOMP_23	0.02	*0.18*	0.49	**0.67**	0.9	0.05	0.06	0.02	<0.02	<0.1	<0.02	0.08	<0.02	<0.02	<0.02	<0.02	<0.02	<0.02	<0.05	<0.05	<0.05	<0.05	<0.05	<0.02	<0.05	<0.02	<0.05	<0.05	<0.02	<0.05
MW060	23 Nov 2023	0902_QC105_231123	Field_D	NSW_0902_PFASOMP_23	0.02	*0.16*	0.46	**0.62**	0.83	0.05	0.05	<0.02	<0.02	<0.1	<0.02	0.09	<0.02	<0.02	<0.02	<0.02	<0.02	<0.02	<0.05	<0.05	<0.05	<0.05	<0.05	<0.02	<0.05	<0.02	<0.05	<0.05	<0.02	<0.05
MW060	23 Nov 2023	0902_QC205_231123	Interlab_D	NSW_0902_PFASOMP_23	0.02	*0.19*	0.61	**0.79**	1.1	0.07	0.07	0.01	<0.02	0.03	0.02	0.11	0.02	<0.01	<0.02	<0.02	<0.05	<0.1	<0.5	<0.01	<0.01	<0.02	<0.02	<0.1	<0.05	<0.02	<0.05	<0.1	<0.02	<0.5
MW061	05 Jul 2017	0902_MW61_050717	Normal	NSW_0902_PFAS	0.1	*1.02*	1.43	**2.45**	3.05	0.12	0.12	0.04	<0.02	<0.1	<0.02	0.13	0.09	<0.02	<0.02	<0.02	<0.02	<0.02	<0.05	<0.05	<0.05	<0.05	<0.05	<0.02	<0.05	<0.02	<0.05	<0.05	<0.02	<0.05
MW061	14 Nov 2019	0902_MW061_191114	Normal	NSW_0902_PFASOMP	0.15	*1.3*	2.31	**3.61**	4.93	0.24	0.26	0.11	<0.02	<0.1	0.1	0.4	0.06	<0.02	<0.02	<0.02	<0.02	<0.02	<0.05	<0.05	<0.05	<0.05	<0.05	<0.02	<0.05	<0.02	<0.05	<0.05	<0.02	<0.05
MW061	12 May 2020	0902_MW061_200512	Normal	NSW_0902_PFASOMP	0.06	*0.61*	0.86	**1.47**	2.1	0.15	0.06	0.04	<0.02	<0.1	0.1	0.18	0.04	<0.02	<0.02	<0.02	<0.02	<0.02	<0.05	<0.05	<0.05	<0.05	<0.05	<0.02	<0.05	<0.02	<0.05	<0.05	<0.02	<0.05
MW061	11 Nov 2020	0902_MW061_201111	Normal	NSW_0902_PFASOMP	0.03	*0.38*	0.32	**0.7**	0.94	0.04	0.03	<0.02	<0.02	<0.1	0.04	0.07	0.03	<0.02	<0.02	<0.02	<0.02	<0.02	<0.05	<0.05	<0.05	<0.05	<0.05	<0.02	<0.05	<0.02	<0.05	<0.05	<0.02	<0.05
MW061	04 May 2021	0902_MW061_210504	Normal	NSW_0902_PFASOMP	0.04	*0.71*	0.37	**1.08**	1.59	0.06	0.04	<0.02	<0.02	<0.1	0.23	0.1	0.04	<0.02	<0.02	<0.02	<0.02	<0.02	<0.05	<0.05	<0.05	<0.05	<0.05	<0.02	<0.05	<0.02	<0.05	<0.05	<0.02	<0.05
MW061	24 Nov 2021	0902_MW061_211124	Normal	NSW_0902_PFASOMP	0.04	*0.27*	0.41	**0.68**	1.08	0.07	0.04	<0.02	<0.02	<0.1	0.08	0.14	0.03	<0.02	<0.02	<0.02	<0.02	<0.02	<0.05	<0.05	<0.05	<0.05	<0.05	<0.02	<0.05	<0.02	<0.05	<0.05	<0.02	<0.05
MW061	25 May 2022	0902_MW061_220525	Normal	NSW_0902_PFASOMP	0.05	*0.34*	0.37	**0.71**	1.07	0.06	0.04	<0.02	<0.02	<0.1	0.06	0.11	0.04	<0.02	<0.02	<0.02	<0.02	<0.02	<0.05	<0.05	<0.05	<0.05	<0.05	<0.02	<0.05	<0.02	<0.05	<0.05	<0.02	<0.05
MW061	07 Nov 2022	0902_MW061_221107	Normal	NSW_0902_PFASOMP	0.06	*0.4*	0.48	**0.88**	1.34	0.06	0.05	<0.02	<0.02	<0.1	0.08	0.16	0.05	<0.02	<0.02	<0.02	<0.02	<0.02	<0.05	<0.05	<0.05	<0.05	<0.05	<0.02	<0.05	<0.02	<0.05	<0.05	<0.02	<0.05
MW061	09 May 2023	0902_MW061_230509	Normal	NSW_0902_PFASOMP_23	0.05	*0.21*	0.39	**0.6**	0.97	0.07	0.04	<0.02	<0.02	<0.1	0.08	0.1	0.03	<0.02	<0.02	<0.02	<0.02	<0.02	<0.05	<0.05	<0.05	<0.05	<0.05	<0.02	<0.05	<0.02	<0.05	<0.05	<0.02	<0.05
MW061	23 Nov 2023	0902_MW061_231123	Normal	NSW_0902_PFASOMP_23	0.04	*0.2*	0.4	**0.6**	0.91	0.06	0.05	<0.02	<0.02	<0.1	0.04	0.09	0.03	<0.02	<0.02	<0.02	<0.02	<0.02	<0.05	<0.05	<0.05	<0.05	<0.05	<0.02	<0.05	<0.02	<0.05	<0.05	<0.02	<0.05
MW062	05 Jul 2017	0902_MW62_050717	Normal	NSW_0902_PFAS	0.01	*0.51*	0.31	**0.82**	0.92	0.02	0.03	<0.02	<0.02	<0.1	<0.02	0.04	<0.02	<0.02	<0.02	<0.02	<0.02	<0.02	<0.05	<0.05	<0.05	<0.05	<0.05	<0.02	<0.05	<0.02	<0.05	<0.05	<0.02	<0.05
MW062	05 Jul 2017	0902_QC203_050717	Interlab_D	NSW_0902_PFAS	<0.01	*0.08*	0.14	**0.22**	-	0.03	0.05	<0.01	<0.02	<0.02	<0.02	0.03	<0.01	<0.01	<0.02	<0.02	<0.05	<0.1	<0.5	<0.01	<0.01	<0.01	<0.01	<0.1	<0.05	<0.02	<0.05	<0.1	<0.02	<0.5
MW062	14 Nov 2019	0902_MW062_191114	Normal	NSW_0902_PFASOMP	<0.05	*0.28*	0.2	**0.48**	0.48	<0.05	<0.05	<0.05	<0.05	<0.2	<0.05	<0.05	<0.05	<0.05	<0.05	<0.05	<0.05	<0.05	<0.12	<0.05	<0.05	<0.05	<0.05	<0.05	<0.12	<0.05	<0.12	<0.12	<0.05	<0.12
MW062	12 May 2020	0902_MW062_200512	Normal	NSW_0902_PFASOMP	0.01	*0.64*	0.31	**0.95**	1.08	<0.02	0.02	0.02	<0.02	<0.1	0.03	0.05	<0.02	<0.02	<0.02	<0.02	<0.02	<0.02	<0.05	<0.05	<0.05	<0.05	<0.05	<0.02	<0.05	<0.02	<0.05	<0.05	<0.02	<0.05
MW062	11 Nov 2020	0902_MW062_201111	Normal	NSW_0902_PFASOMP	0.01	*0.43*	0.23	**0.66**	0.76	<0.02	<0.02	<0.02	<0.02	<0.1	0.04	0.05	<0.02	<0.02	<0.02	<0.02	<0.02	<0.02	<0.05	<0.05	<0.05	<0.05	<0.05	<0.02	<0.05	<0.02	<0.05	<0.05	<0.02	<0.05
MW062	04 May 2021	0902_MW062_210504	Normal	NSW_0902_PFASOMP	<0.01	*0.3*	0.14	**0.44**	0.44	<0.02	<0.02	<0.02	<0.02	<0.1	<0.02	<0.02	<0.02	<0.02	<0.02	<0.02	<0.02	<0.02	<0.05	<0.05	<0.05	<0.05	<0.05	<0.02	<0.05	<0.02	<0.05	<0.05	<0.02	<0.05
MW062	22 Nov 2021	0902_MW062_211122	Normal	NSW_0902_PFASOMP	<0.01	*0.28*	0.14	**0.42**	0.46	<0.02	<0.02	<0.02	<0.02	<0.1	0.02	0.02	<0.02	<0.02	<0.02	<0.02	<0.02	<0.02	<0.05	<0.05	<0.05	<0.05	<0.05	<0.02	<0.05	<0.02	<0.05	<0.05	<0.02	<0.05
MW062	27 May 2022	0902_MW062_220527	Normal	NSW_0902_PFASOMP	<0.01	*0.33*	0.07	**0.4**	0.49	<0.02	<0.02	<0.02	<0.02	<0.1	0.04	0.05	<0.02	<0.02	<0.02	<0.02	<0.02	<0.02	<0.05	<0.05	<0.05	<0.05	<0.05	<0.02	<0.05	<0.02	<0.05	<0.05	<0.02	<0.05
MW062	03 Nov 2022	0902_MW062_221103	Normal	NSW_0902_PFASOMP	<0.01	*0.57*	0.12	**0.69**	0.88	<0.02	<0.02	<0.02	<0.02	<0.1	0.1	0.07	0.02	<0.02	<0.02	<0.02	<0.02	<0.02	<0.05	<0.05	<0.05	<0.05	<0.05	<0.02	<0.05	<0.02	<0.05	<0.05	<0.02	<0.05

Table T8 - Historical Groundwater Analytical Results

					PFAS					PFAS - Perfluoroalkyl Sulfonic Acids				PFAS - Perfluoroalkyl Carboxylic Acids										PFAS - (n:2) Fluorotelomer Sulfonic Acids				PFAS - Perfluoroalkyl Sulfonamides						
					Perfluorooctanoic acid (PFOA)	Perfluorooctane sulfonic acid (PFOS)	Perfluorohexane sulfonic acid (PFHxS)	Sum of PFHxS and PFOS	Sum of PFAS	Perfluorobutane sulfonic acid (PFBS)	Perfluoropentane sulfonic acid (PFPeS)	Perfluoroheptane sulfonic acid (PFHpS)	Perfluorodecane sulfonic acid (PFDS)	Perfluorobutanoic acid (PFBA)	Perfluoropentanoic acid (PFPeA)	Perfluorohexanoic acid (PFHxA)	Perfluoroheptanoic acid (PFHpA)	Perfluorononanoic acid (PFNA)	Perfluorodecanoic acid (PFDA)	Perfluoroundecanoic acid (PFUnDA)	Perfluorododecanoic acid (PFDoDA)	Perfluorotridecanoic acid (PFTrDA)	Perfluorotetradecanoic acid (PFTeDA)	4:2 Fluorotelomer sulfonic acid (4:2 FTS)	6:2 Fluorotelomer sulfonic acid (6:2 FTS)	8:2 Fluorotelomer sulfonic acid (8:2 FTS)	10:2 Fluorotelomer sulfonic acid (10:2 FTS)	Perfluorooctane sulfonamide (FOSA)	N-Methyl perfluorooctane sulfonamide (MeFOSA)	N-Methyl perfluorooctane sulfonamidoacetic acid (MeFOSAA)	N-methyl perfluorooctane sulfonamidoethanol (MeFOSE)	N-Ethyl perfluorooctane sulfonamide (EtFOSA)	N-Ethyl perfluorooctane sulfonamidoacetic acid (EtFOSAA)	N-Ethyl perfluorooctane sulfonamidoethanol (EtFOSE)
					µg/L	µg/L	µg/L	µg/L	µg/L	µg/L	µg/L	µg/L	µg/L	µg/L	µg/L	µg/L	µg/L	µg/L	µg/L	µg/L	µg/L	µg/L	µg/L	µg/L	µg/L	µg/L	µg/L	µg/L	µg/L	µg/L	µg/L	µg/L	µg/L	µg/L
MW062	09 May 2023	0902_MW062_230509	Normal	NSW_0902_PFASOMP_23	0.01	*0.58*	0.23	**0.81**	1.22	0.05	<0.02	<0.02	<0.02	<0.1	0.19	0.13	0.03	<0.02	<0.02	<0.02	<0.02	<0.02	<0.05	<0.05	<0.05	<0.05	<0.05	<0.02	<0.05	<0.02	<0.05	<0.05	<0.02	<0.05
MW062	23 Nov 2023	0902_MW062_231123	Normal	NSW_0902_PFASOMP_23	0.01	*0.5*	0.18	**0.68**	0.83	<0.02	<0.02	<0.02	<0.02	<0.1	0.07	0.07	<0.02	<0.02	<0.02	<0.02	<0.02	<0.02	<0.05	<0.05	<0.05	<0.05	<0.05	<0.02	<0.05	<0.02	<0.05	<0.05	<0.02	<0.05
MW063	05 Jul 2017	0902_MW63_050717	Normal	NSW_0902_PFAS	**1.08**	*1.47*	20	**21.5**	36.2	4.92	2.96	1.16	<0.02	<0.1	0.94	3.33	0.33	<0.02	<0.02	<0.02	<0.02	<0.02	<0.05	<0.05	<0.05	<0.05	<0.05	<0.02	<0.05	<0.02	<0.05	<0.05	<0.02	<0.05
MW063	05 Jul 2017	0902_QC204_050717	Interlab_D	NSW_0902_PFAS	**0.65**	*1.6*	19	**20.6**	-	5.8	6	1.6	<0.02	<0.2	0.31	3.4	0.24	<0.01	<0.02	<0.02	<0.05	<0.1	<0.5	<0.01	0.02	<0.01	<0.01	<0.1	<0.05	<0.02	<0.05	<0.1	<0.02	<0.5
MW063	14 Nov 2019	0902_MW063_191114	Normal	NSW_0902_PFASOMP	**0.58**	*1.51*	9.4	**10.9**	18.4	1.6	1.6	0.57	<0.02	0.2	0.42	2.26	0.26	<0.02	<0.02	<0.02	<0.02	<0.02	<0.05	<0.05	<0.05	<0.05	<0.05	<0.02	<0.05	<0.02	<0.05	<0.05	<0.02	<0.05
MW063	12 May 2020	0902_MW063_200512	Normal	NSW_0902_PFASOMP	**0.63**	*1.37*	8.22	**9.59**	18	1.78	1.68	0.74	<0.02	0.3	0.48	2.49	0.33	<0.02	<0.02	<0.02	<0.02	<0.02	<0.05	<0.05	<0.05	<0.05	<0.05	<0.02	<0.05	<0.02	<0.05	<0.05	<0.02	<0.05
MW063	11 Nov 2020	0902_MW063_201111	Normal	NSW_0902_PFASOMP	0.39	*1.68*	7.31	**8.99**	14.6	1.12	1.22	0.48	<0.02	0.2	0.32	1.63	0.21	<0.02	<0.02	<0.02	<0.02	<0.02	<0.05	<0.05	<0.05	<0.05	<0.05	<0.02	<0.05	<0.02	<0.05	<0.05	<0.02	<0.05
MW063	04 May 2021	0902_MW063_210504	Normal	NSW_0902_PFASOMP	0.54	*2.76*	6.74	**9.5**	18	1.95	1.83	0.83	<0.02	0.3	0.46	2.33	0.29	<0.02	<0.02	<0.02	<0.02	<0.02	<0.05	<0.05	<0.05	<0.05	<0.05	<0.02	<0.05	<0.02	<0.05	<0.05	<0.02	<0.05
MW063	22 Nov 2021	0902_MW063_211122	Normal	NSW_0902_PFASOMP	0.05	*0.22*	1.06	**1.28**	2.8	0.36	0.24	0.02	<0.02	<0.1	0.17	0.6	0.08	<0.02	<0.02	<0.02	<0.02	<0.02	<0.05	<0.05	<0.05	<0.05	<0.05	<0.02	<0.05	<0.02	<0.05	<0.05	<0.02	<0.05
MW063	27 May 2022	0902_MW063_220527	Normal	NSW_0902_PFASOMP	0.46	*2.49*	7.26	**9.75**	16.8	1.43	1.54	0.41	<0.02	0.3	0.36	2.19	0.35	<0.02	<0.02	<0.02	<0.02	<0.02	<0.05	<0.05	<0.05	<0.05	<0.05	<0.02	<0.05	<0.02	<0.05	<0.05	<0.02	<0.05
MW063	03 Nov 2022	0902_MW063_221103	Normal	NSW_0902_PFASOMP	0.55	*4.43*	11.2	**15.6**	25.5	1.66	2.28	0.65	<0.02	0.4	0.65	3.2	0.45	<0.02	<0.02	<0.02	<0.02	<0.02	<0.05	<0.05	<0.05	<0.05	<0.05	<0.02	<0.05	<0.02	<0.05	<0.05	<0.02	<0.05
MW063	09 May 2023	0902_MW063_230509	Normal	NSW_0902_PFASOMP_23	0.56	*0.62*	8.74	**9.36**	17.6	1.69	1.13	0.21	<0.02	0.2	0.79	3.06	0.49	<0.02	<0.02	<0.02	<0.02	<0.02	<0.05	<0.05	0.12	<0.05	<0.05	<0.02	<0.05	<0.02	<0.05	<0.05	<0.02	<0.05
MW063	09 May 2023	0902_QC104_230509	Field_D	NSW_0902_PFASOMP_23	**0.95**	*1.28*	12.6	**13.9**	25.7	1.68	2.42	0.38	<0.02	0.4	0.91	4.19	0.7	<0.02	<0.02	<0.02	<0.02	<0.02	<0.05	<0.05	0.21	<0.05	<0.05	<0.02	<0.05	<0.02	<0.05	<0.05	<0.02	<0.05
MW063	09 May 2023	0902_QC204_230509	Interlab_D	NSW_0902_PFASOMP_23	**0.78**	*1.1*	12	**13**	23	1.7	2	0.37	<0.02	0.59	0.97	3.5	0.53	<0.01	<0.02	<0.02	<0.05	<0.1	<0.5	<0.01	0.16	<0.02	<0.02	<0.1	<0.05	<0.02	<0.05	<0.1	<0.02	<0.5
MW063	23 Nov 2023	0902_MW063_231123	Normal	NSW_0902_PFASOMP_23	**1.37**	*2.46*	16.6	**19.1**	35.1	2.69	2.95	0.49	<0.02	0.6	1.23	5.4	1.02	<0.02	<0.02	<0.02	<0.02	<0.02	<0.05	<0.05	0.33	<0.05	<0.05	<0.02	<0.05	<0.02	<0.05	<0.05	<0.02	<0.05
MW064	04 Jul 2017	0902_MW64_040717	Normal	NSW_0902_PFAS	<0.01	*0.22*	0.76	**0.98**	3.98	0.16	0.12	0.02	<0.02	2.7	<0.02	<0.02	<0.02	<0.02	<0.02	<0.02	<0.02	<0.02	<0.05	<0.05	<0.05	<0.05	<0.05	<0.02	<0.05	<0.02	<0.05	<0.05	<0.02	<0.05
MW064	13 Nov 2019	0902-MW064_191113	Normal	NSW_0902_PFASOMP	0.02	*0.27*	0.89	**1.16**	1.45	0.1	0.1	0.04	<0.02	<0.1	<0.02	0.03	<0.02	<0.02	<0.02	<0.02	<0.02	<0.02	<0.05	<0.05	<0.05	<0.05	<0.05	<0.02	<0.05	<0.02	<0.05	<0.05	<0.02	<0.05
MW064	11 May 2020	0902_MW064_200511	Normal	NSW_0902_PFASOMP	0.02	*0.3*	0.84	**1.14**	1.43	0.09	0.12	0.03	<0.02	<0.1	<0.02	0.03	<0.02	<0.02	<0.02	<0.02	<0.02	<0.02	<0.05	<0.05	<0.05	<0.05	<0.05	<0.02	<0.05	<0.02	<0.05	<0.05	<0.02	<0.05
MW064	10 Nov 2020	0902_MW064_201110	Normal	NSW_0902_PFASOMP	0.01	*0.24*	0.68	**0.92**	1.14	0.07	0.09	0.03	<0.02	<0.1	<0.02	0.02	<0.02	<0.02	<0.02	<0.02	<0.02	<0.02	<0.05	<0.05	<0.05	<0.05	<0.05	<0.02	<0.05	<0.02	<0.05	<0.05	<0.02	<0.05
MW064	04 May 2021	0902_MW064_210504	Normal	NSW_0902_PFASOMP	0.02	*0.34*	0.94	**1.28**	1.66	0.15	0.13	0.04	<0.02	<0.1	<0.02	0.04	<0.02	<0.02	<0.02	<0.02	<0.02	<0.02	<0.05	<0.05	<0.05	<0.05	<0.05	<0.02	<0.05	<0.02	<0.05	<0.05	<0.02	<0.05
MW064	22 Nov 2021	0902_MW064_211122	Normal	NSW_0902_PFASOMP	0.01	*0.14*	0.38	**0.52**	0.85	0.23	0.06	<0.02	<0.02	<0.1	<0.02	0.03	<0.02	<0.02	<0.02	<0.02	<0.02	<0.02	<0.05	<0.05	<0.05	<0.05	<0.05	<0.02	<0.05	<0.02	<0.05	<0.05	<0.02	<0.05
MW064	24 May 2022	0902_MW064_220524	Normal	NSW_0902_PFASOMP	0.02	*0.3*	0.71	**1.01**	1.27	0.08	0.1	0.04	<0.02	<0.1	<0.02	0.02	<0.02	<0.02	<0.02	<0.02	<0.02	<0.02	<0.05	<0.05	<0.05	<0.05	<0.05	<0.02	<0.05	<0.02	<0.05	<0.05	<0.02	<0.05
MW064	24 May 2022	0902_QC200_220524	Interlab_D	NSW_0902_PFASOMP	0.02	*0.27*	0.59	**0.86**	1.1	0.08	0.09	0.03	<0.02	0.02	<0.02	0.02	<0.01	<0.01	<0.02	<0.02	<0.05	<0.1	<0.5	<0.01	<0.01	<0.02	<0.02	<0.1	<0.05	<0.02	<0.05	<0.1	<0.02	<0.5
MW064	02 Nov 2022	0902_MW064_221102	Normal	NSW_0902_PFASOMP	0.01	*0.17*	0.36	**0.53**	0.66	0.05	0.05	<0.02	<0.02	<0.1	<0.02	0.02	<0.02	<0.02	<0.02	<0.02	<0.02	<0.02	<0.05	<0.05	<0.05	<0.05	<0.05	<0.02	<0.05	<0.02	<0.05	<0.05	<0.02	<0.05
MW064	09 May 2023	0902_MW064_230509	Normal	NSW_0902_PFASOMP_23	0.01	*0.13*	0.43	**0.56**	0.74	0.09	0.06	0.02	<0.02	<0.1	<0.02	<0.02	<0.02	<0.02	<0.02	<0.02	<0.02	<0.02	<0.05	<0.05	<0.05	<0.05	<0.05	<0.02	<0.05	<0.02	<0.05	<0.05	<0.02	<0.05
MW064	23 Nov 2023	0902_MW064_231123	Normal	NSW_0902_PFASOMP_23	0.01	*0.18*	0.59	**0.77**	0.95	0.07	0.08	0.02	<0.02	<0.1	<0.02	<0.02	<0.02	<0.02	<0.02	<0.02	<0.02	<0.02	<0.05	<0.05	<0.05	<0.05	<0.05	<0.02	<0.05	<0.02	<0.05	<0.05	<0.02	<0.05
MW065	04 Jul 2017	0902_MW65_040717	Normal	NSW_0902_PFAS	<0.01	*0.05*	0.42	**0.47**	0.59	0.06	0.06	<0.02	<0.02	<0.1	<0.02	<0.02	<0.02	<0.02	<0.02	<0.02	<0.02	<0.02	<0.05	<0.05	<0.05	<0.05	<0.05	<0.02	<0.05	<0.02	<0.05	<0.05	<0.02	<0.05
MW065	13 Nov 2019	0902-MW065_191113	Normal	NSW_0902_PFASOMP	<0.01	*0.03*	0.3	**0.33**	0.4	0.03	0.04	<0.02	<0.02	<0.1	<0.02	<0.02	<0.02	<0.02	<0.02	<0.02	<0.02	<0.02	<0.05	<0.05	<0.05	<0.05	<0.05	<0.02	<0.05	<0.02	<0.05	<0.05	<0.02	<0.05
MW065	11 May 2020	0902_MW065_200511	Normal	NSW_0902_PFASOMP	<0.01	*0.02*	0.24	**0.26**	0.33	0.03	0.04	<0.02	<0.02	<0.1	<0.02	<0.02	<0.02	<0.02	<0.02	<0.02	<0.02	<0.02	<0.05	<0.05	<0.05	<0.05	<0.05	<0.02	<0.05	<0.02	<0.05	<0.05	<0.02	<0.05
MW065	11 May 2020	0902_QC200_200511	Interlab_D	NSW_0902_PFASOMP	<0.01	<0.02	0.2	**0.2**	-	0.028	0.03	<0.01	<0.01	<0.05	<0.02	<0.01	<0.01	<0.01	<0.01	<0.01	<0.01	<0.02	<0.02	<0.01	<0.01	<0.01	<0.01	<0.01	<0.02	<0.01	<0.05	<0.02	<0.01	<0.05
MW065	10 Nov 2020	0902_MW065_201110	Normal	NSW_0902_PFASOMP	<0.01	*0.02*	0.18	**0.2**	0.27	0.04	0.03	<0.02	<0.02	<0.1	<0.02	<0.02	<0.02	<0.02	<0.02	<0.02	<0.02	<0.02	<0.05	<0.05	<0.05	<0.05	<0.05	<0.02	<0.05	<0.02	<0.05	<0.05	<0.02	<0.05
MW065	04 May 2021	0902_MW065_210504	Normal	NSW_0902_PFASOMP	<0.01	*0.02*	0.24	**0.26**	0.34	0.04	0.04	<0.02	<0.02	<0.1	<0.02	<0.02	<0.02	<0.02	<0.02	<0.02	<0.02	<0.02	<0.05	<0.05	<0.05	<0.05	<0.05	<0.02	<0.05	<0.02	<0.05	<0.05	<0.02	<0.05
MW065	22 Nov 2021	0902_MW065_211122	Normal	NSW_0902_PFASOMP	<0.01	*0.01*	0.18	**0.19**	0.26	0.04	0.03	<0.02	<0.02	<0.1	<0.02	<0.02	<0.02	<0.02	<0.02	<0.02	<0.02	<0.02	<0.05	<0.05	<0.05	<0.05	<0.05	<0.02	<0.05	<0.02	<0.05	<0.05	<0.02	<0.05
MW065	22 Nov 2021	0902_QC101_211122	Field_D	NSW_0902_PFASOMP	<0.01	*0.01*	0.25	**0.26**	0.35	0.05	0.04	<0.02	<0.02	<0.1	<0.02	<0.02	<0.02	<0.02	<0.02	<0.02	<0.02	<0.02	<0.05	<0.05	<0.05	<0.05	<0.05	<0.02	<0.05	<0.02	<0.05	<0.05	<0.02	<0.05
MW065	24 May 2022	0902_MW065_220524	Normal	NSW_0902_PFASOMP	<0.01	*0.01*	0.29	**0.3**	0.42	0.07	0.05	<0.02	<0.02	<0.1	<0.02	<0.02	<0.02	<0.02	<0.02	<0.02	<0.02	<0.02	<0.05	<0.05	<0.05	<0.05	<0.05	<0.02	<0.05	<0.02	<0.05	<0.05	<0.02	<0.05
MW065	02 Nov 2022	0902_MW065_221102	Normal	NSW_0902_PFASOMP	<0.01	*0.02*	0.39	**0.41**	0.54	0.06	0.05	<0.02	<0.02	<0.1	<0.02	0.02	<0.02	<0.02	<0.02	<0.02	<0.02	<0.02	<0.05	<0.05	<0.05	<0.05	<0.05	<0.02	<0.05	<0.02	<0.05	<0.05	<0.02	<0.05
MW065	09 May 2023	0902_MW065_230509	Normal	NSW_0902_PFASOMP_23	<0.01	<0.01	0.36	**0.36**	0.49	0.08	0.05	<0.02	<0.02	<0.1	<0.02	<0.02	<0.02	<0.02	<0.02	<0.02	<0.02	<0.02	<0.05	<0.05	<0.05	<0.05	<0.05	<0.02	<0.05	<0.02	<0.05	<0.05	<0.02	<0.05
MW065	23 Nov 2023	0902_MW065_231123	Normal	NSW_0902_PFASOMP_23	<0.01	*0.01*	0.24	**0.25**	0.33	0.04	0.04	<0.02	<0.02	<0.1	<0.02	<0.02	<0.02	<0.02	<0.02	<0.02	<0.02	<0.02	<0.05	<0.05	<0.05	<0.05	<0.05	<0.02	<0.05	<0.02	<0.05	<0.05	<0.02	<0.05
MW066	04 Jul 2017	0902_MW66_040717	Normal	NSW_0902_PFAS	<0.01	*0.18*	0.66	**0.84**	1.09	0.11	0.1	0.02	<0.02	<0.1	<0.02	0.02	<0.02	<0.02	<0.02	<0.02	<0.02	<0.02	<0.05	<0.05	<0.05	<0.05	<0.05	<0.02	<0.05	<0.02	<0.05	<0.05	<0.02	<0.05
MW066	13 Nov 2019	0902-MW066_191113	Normal	NSW_0902_PFASOMP	0.02	*0.35*	0.78	**1.13**	1.42	0.08	0.09	0.04	<0.02	<0.1	<0.02	0.06	<0.02	<0.02	<0.02	<0.02	<0.02	<0.02	<0.05	<0.05	<0.05	<0.05	<0.05	<0.02	<0.05	<0.02	<0.05	<0.05	<0.02	<0.05
MW066	11 May 2020	0902_MW066_200511	Normal	NSW_0902_PFASOMP	0.02	*0.31*	0.73	**1.04**	1.31	0.07	0.1	0.03	<0.02	<0.1	<0.02	0.05	<0.02	<0.02	<0.02	<0.02	<0.02	<0.02	<0.05	<0.05	<0.05	<0.05	<0.05	<0.02	<0.05	<0.02	<0.05	<0.05	<0.02	<0.05
MW066	10 Nov 2020	0902_MW066_201110	Normal	NSW_0902_PFASOMP	0.02	*0.27*	0.65	**0.92**	1.16	0.07	0.08	0.03	<0.02	<0.1	<0.02	0.04	<0.02	<0.02	<0.02	<0.02	<0.02	<0.02	<0.05	<0.05	<0.05	<0.05	<0.05	<0.02	<0.05	<0.02	<0.05	<0.05	<0.02	<0.05
MW066	04 May 2021	0902_MW066_210504	Normal	NSW_0902_PFASOMP	0.02	*0.37*	0.85	**1.22**	1.6	0.13	0.12	0.04	<0.02	<0.1	<0.02	0.07	<0.02	<0.02	<0.02	<0.02	<0.02	<0.02	<0.05	<0.05	<0.05	<0.05	<0.05	<0.02	<0.05	<0.02	<0.05	<0.05	<0.02	<0.05
MW066	22 Nov 2021	0902_MW066_211122	Normal	NSW_0902_PFASOMP	0.02	*0.25*	0.62	**0.87**	1.16	0.11	0.09	0.02	<0.02	<0.1	<0.02	0.05	<0.02	<0.02	<0.02	<0.02	<0.02	<0.02	<0.05	<0.05	<0.05	<0.05	<0.05	<0.02	<0.05	<0.02	<0.05	<0.05	<0.02	<0.05
MW066	24 May 2022	0902_MW066_220524	Normal	NSW_0902_PFASOMP	0.02	*0.41*	0.74	**1.15**	1.45	0.09	0.11	0.04	<0.02	<0.1	<0.02	0.04	<0.02	<0.02	<0.02	<0.02	<0.02	<0.02	<0.05	<0.05	<0.05	<0.05	<0.05	<0.02	<0.05	<0.02	<0.05	<0.05	<0.02	<0.05
MW066	24 May 2022	0902_QC102_220524	Field_D	NSW_0902_PFASOMP	0.02	*0.49*	0.97	**1.46**	1.8	0.1	0.13	0.04	<0.02	<0.1	<0.02	0.05	<0.02	<0.02	<0.02	<0.02	<0.02	<0.02	<0.05	<0.05	<0.05	<0.05	<0.05	<0.02	<0.05	<0.02	<0.05	<0.05	<0.02	<0.05
MW066	02 Nov 2022	0902_MW066_221102	Normal	NSW_0902_PFASOMP	0.02	*0.52*	0.77	**1.29**	1.61	0.1	0.1	0.04	<0.02	<0.1	<0.02	0.06	<0.02	<0.02	<0.02	<0.02	<0.02	<0.02	<0.05	<0.05	<0.05	<0.05	<0.05	<0.02	<0.05	<0.02	<0.05	<0.05	<0.02	<0.05
MW066	09 May 2023	0902_MW066_230509	Normal	NSW_0902_PFASOMP_23	<0.01	*0.02*	0.04	0.06	0.08	<0.02	<0.02	0.02	<0.02	<0.1	<0.02	<0.02	<0.02	<0.02	<0.02	<0.02	<0.02	<0.02	<0.05	<0.05	<0.05	<0.05	<0.05	<0.02	<0.05	<0.02	<0.05	<0.05	<0.02	<0.05
MW066	23 Nov 2023	0902_MW066_231123	Normal	NSW_0902_PFASOMP_23	0.01	*0.19*	0.42	**0.61**	0.75	0.04	0.06	<0.02	<0.02	<0.1	<0.02	0.03	<0.02	<0.02	<0.02	<0.02	<0.02	<0.02	<0.05	<0.05	<0.05	<0.05	<0.05	<0.02	<0.05	<0.02	<0.05	<0.05	<0.02	<0.05
MW067	05 Jul 2017	0902_MW67_050717	Normal	NSW_0902_PFAS	<0.01	*0.01*	0.02	0.03	0.03	<0.02	<0.02	<0.02	<0.02	<0.1	<0.02	<0.02	<0.02	<0.02	<0.02	<0.02	<0.02	<0.02	<0.05	<0.05	<0.05	<0.05	<0.05	<0.02	<0.05	<0.02	<0.05	<0.05	<0.02	<0.05
MW067	14 Nov 2019	0902_MW067_191114	Normal	NSW_0902_PFASOMP	<0.01	*0.01*	0.03	0.04	0.04	<0.02	<0.02	<0.02	<0.02	<0.1	<0.02	<0.02	<0.02	<0.02	<0.02	<0.02	<0.02	<0.02	<0.05	<0.05	<0.05	<0.05	<0.05	<0.02	<0.05	<0.02	<0.05	<0.05	<0.02	<0.05
MW067	15 May 2020	0902_MW067_200515	Normal	NSW_0902_PFASOMP	<0.01	*0.02*	0.04	0.06	0.06	<0.02	<0.02	<0.02	<0.02	<0.1	<0.02	<0.02	<0.02	<0.02	<0.02	<0.02	<0.02	<0.02	<0.05	<0.05	<0.05	<0.05	<0.05	<0.02	<0.05	<0.02	<0.05	<0.05	<0.02	<0.05
MW067	15 May 2020	0902_QC110_200515	Field_D	NSW_0902_PFASOMP	<0.01	*0.01*	0.03	0.04	0.04	<0.02	<0.02	<0.02	<0.02	<0.1	<0.02	<0.02	<0.02	<0.02	<0.02	<0.02	<0.02	<0.02	<0.05	<0.05	<0.05	<0.05	<0.05	<0.02	<0.05	<0.02	<0.05	<0.05	<0.02	<0.05
MW067	11 Nov 2020	0902_MW067_201111	Normal	NSW_0902_PFASOMP	<0.01	<0.01	0.03	0.03	0.03	<0.02	<0.02	<0.02	<0.02	<0.1	<0.02	<0.02	<0.02	<0.02	<0.02	<0.02	<0.02	<0.02	<0.05	<0.05	<0.05	<0.05	<0.05	<0.02	<0.05	<0.02	<0.05	<0.05	<0.02	<0.05
MW067	05 May 2021	0902_MW067_210505	Normal	NSW_0902_PFASOMP	<0.01	*0.01*	0.03	0.04	0.04	<0.02	<0.02	<0.02	<0.02	<0.1	<0.02	<0.02	<0.02	<0.02	<0.02	<0.02	<0.02	<0.02	<0.05	<0.05	<0.05	<0.05	<0.05	<0.02	<0.05	<0.02	<0.05	<0.05	<0.02	<0.05
MW067	22 Nov 2021	0902_MW067_211122	Normal	NSW_0902_PFASOMP	<0.01	*0.01*	0.03	0.04	0.04	<0.02	<0.02	<0.02	<0.02	<0.1	<0.02	<0.02	<0.02	<0.02	<0.02	<0.02	<0.02	<0.02	<0.05	<0.05	<0.05	<0.05	<0.05	<0.02	<0.05	<0.02	<0.05	<0.05	<0.02	<0.05
MW067	26 May 2022	0902_MW067_220526	Normal	NSW_0902_PFASOMP	<0.01	*0.02*	0.03	0.05	0.05	<0.02	<0.02	<0.02	<0.02	<0.1	<0.02	<0.02	<0.02	<0.02	<0.02	<0.02	<0.02	<0.02	<0.05	<0.05	<0.05	<0.05	<0.05	<0.02	<0.05	<0.02	<0.05	<0.05	<0.02	<0.05
MW067	03 Nov 2022	0902_MW067_221103	Normal	NSW_0902_PFASOMP	<0.01	*0.02*	0.04	0.06	0.06	<0.02	<0.02	<0.02	<0.02	<0.1	<0.02	<0.02	<0.02	<0.02	<0.02	<0.02	<0.02	<0.02	<0.05	<0.05	<0.05	<0.05	<0.05	<0.02	<0.05	<0.02	<0.05	<0.05	<0.02	<0.05
MW067	09 May 2023	0902_MW067_230509	Normal	NSW_0902_PFASOMP_23	<0.01	<0.01	0.03	0.03	0.03	<0.02	<0.02	<0.02	<0.02	<0.1	<0.02	<0.02	<0.02	<0.02	<0.02	<0.02	<0.02	<0.02	<0.05	<0.05	<0.05	<0.05	<0.05	<0.02	<0.05	<0.02	<0.05	<0.05	<0.02	<0.05
MW067	23 Nov 2023	0902_MW067_231123	Normal	NSW_0902_PFASOMP_23	<0.01	*0.03*	0.03	0.06	0.06	<0.02	<0.02	<0.02	<0.02	<0.1	<0.02	<0.02	<0.02	<0.02	<0.02	<0.02	<0.02	<0.02	<0.05	<0.05	<0.05	<0.05	<0.05	<0.02	<0.05	<0.02	<0.05	<0.05	<0.02	<0.05
MW067	23 Nov 2023	0902_QC106_231123	Field_D	NSW_0902_PFASOMP_23	<0.01	*0.02*	0.03	0.05	0.05	<0.02	<0.02	<0.02	<0.02	<0.1	<0.02	<0.02	<0.02	<0.02	<0.02	<0.02	<0.02	<0.02	<0.05	<0.05	<0.05	<0.05	<0.05	<0.02	<0.05	<0.02	<0.05	<0.05	<0.02	<0.05
MW067	23 Nov 2023	0902_QC206_231123	Interlab_D	NSW_0902_PFASOMP_23	<0.01	<0.01	0.04	0.04	0.06	<0.01	<0.01	<0.01	<0.02	0.03	<0.02	<0.01	<0.01	<0.01	<0.02	<0.02	<0.05	<0.1	<0.5	<0.01	<0.01	<0.02	<0.02	<0.1	<0.05	<0.02	<0.05	<0.1	<0.02	<0.5

Table T8 - Historical Groundwater Analytical Results

					PFAS					PFAS - Perfluoroalkyl Sulfonic Acids				PFAS - Perfluoroalkyl Carboxylic Acids										PFAS - (n:2) Fluorotelomer Sulfonic Acids				PFAS - Perfluoroalkyl Sulfonamides						
					Perfluorooctanoic acid (PFOA)	Perfluorooctane sulfonic acid (PFOS)	Perfluorohexane sulfonic acid (PFHxS)	Sum of PFHxS and PFOS	Sum of PFAS	Perfluorobutane sulfonic acid (PFBS)	Perfluoropentane sulfonic acid (PFPeS)	Perfluoroheptane sulfonic acid (PFHpS)	Perfluorodecane sulfonic acid (PFDS)	Perfluorobutanoic acid (PFBA)	Perfluoropentanoic acid (PFPeA)	Perfluorohexanoic acid (PFHxA)	Perfluoroheptanoic acid (PFHpA)	Perfluorononanoic acid (PFNA)	Perfluorodecanoic acid (PFDA)	Perfluoroundecanoic acid (PFUnDA)	Perfluorododecanoic acid (PFDoDA)	Perfluorotridecanoic acid (PFTrDA)	Perfluorotetradecanoic acid (PFTeDA)	4:2 Fluorotelomer sulfonic acid (4:2 FTS)	6:2 Fluorotelomer sulfonic acid (6:2 FTS)	8:2 Fluorotelomer sulfonic acid (8:2 FTS)	10:2 Fluorotelomer sulfonic acid (10:2 FTS)	Perfluorooctane sulfonamide (FOSA)	N-Methyl perfluorooctane sulfonamide (MeFOSA)	N-Methyl perfluorooctane sulfonamidoacetic acid (MeFOSAA)	N-methyl perfluorooctane sulfonamidoethanol (MeFOSE)	N-Ethyl perfluorooctane sulfonamide (EtFOSA)	N-Ethyl perfluorooctane sulfonamidoacetic acid (EtFOSAA)	N-Ethyl perfluorooctane sulfonamidoethanol (EtFOSE)
					µg/L	µg/L	µg/L	µg/L	µg/L	µg/L	µg/L	µg/L	µg/L	µg/L	µg/L	µg/L	µg/L	µg/L	µg/L	µg/L	µg/L	µg/L	µg/L	µg/L	µg/L	µg/L	µg/L	µg/L	µg/L	µg/L	µg/L	µg/L	µg/L	µg/L
MW068	05 Jul 2017	0902_MW68_050717	Normal	NSW_0902_PFAS	0.06	0.32	2	2.32	2.93	0.12	0.22	0.05	<0.02	<0.1	<0.02	0.13	0.03	<0.02	<0.02	<0.02	<0.02	<0.02	<0.05	<0.05	<0.05	<0.05	<0.05	<0.02	<0.05	<0.02	<0.05	<0.05	<0.02	<0.05
MW068	14 Nov 2019	0902_MW068_191114	Normal	NSW_0902_PFASOMP	<0.01	0.04	0.24	0.28	0.33	<0.02	0.02	<0.02	<0.02	<0.1	<0.02	0.03	<0.02	<0.02	<0.02	<0.02	<0.02	<0.05	<0.05	<0.05	<0.05	<0.05	<0.05	<0.02	<0.05	<0.02	<0.05	<0.05	<0.02	<0.05
MW068	12 May 2020	0902_MW068_200512	Normal	NSW_0902_PFASOMP	0.02	0.08	0.44	0.52	0.65	0.02	0.04	<0.02	<0.02	<0.1	<0.02	0.05	<0.02	<0.02	<0.02	<0.02	<0.02	<0.05	<0.05	<0.05	<0.05	<0.05	<0.05	<0.02	<0.05	<0.02	<0.05	<0.05	<0.02	<0.05
MW068	11 Nov 2020	0902_MW068_201111	Normal	NSW_0902_PFASOMP	0.02	0.11	0.63	0.74	0.97	0.04	0.07	0.02	<0.02	<0.1	<0.02	0.08	<0.02	<0.02	<0.02	<0.02	<0.02	<0.05	<0.05	<0.05	<0.05	<0.05	<0.05	<0.02	<0.05	<0.02	<0.05	<0.05	<0.02	<0.05
MW068	04 May 2021	0902_MW068_210504	Normal	NSW_0902_PFASOMP	0.07	0.3	1.85	2.15	2.97	0.19	0.19	0.07	<0.02	<0.1	0.05	0.23	0.02	<0.02	<0.02	<0.02	<0.02	<0.05	<0.05	<0.05	<0.05	<0.05	<0.05	<0.02	<0.05	<0.02	<0.05	<0.05	<0.02	<0.05
MW068	23 Nov 2021	0902_MW068_211123	Normal	NSW_0902_PFASOMP	0.07	0.33	1.68	2.01	2.69	0.13	0.15	0.05	<0.02	<0.1	0.03	0.22	0.03	<0.02	<0.02	<0.02	<0.02	<0.05	<0.05	<0.05	<0.05	<0.05	<0.05	<0.02	<0.05	<0.02	<0.05	<0.05	<0.02	<0.05
MW068	26 May 2022	0902_MW068_220526	Normal	NSW_0902_PFASOMP	0.21	1.14	3.87	5.01	6.73	0.29	0.45	0.15	<0.02	<0.1	0.07	0.48	0.07	<0.02	<0.02	<0.02	<0.02	<0.05	<0.05	<0.05	<0.05	<0.05	<0.05	<0.02	<0.05	<0.02	<0.05	<0.05	<0.02	<0.05
MW068	26 May 2022	0902_QC206_220526	Interlab_D	NSW_0902_PFASOMP	0.2	0.88	3.6	4.5	6.4	0.34	0.42	0.15	<0.02	0.06	0.1	0.53	0.08	<0.01	<0.02	<0.02	<0.05	<0.1	<0.5	<0.01	<0.01	<0.02	<0.02	<0.1	<0.05	<0.02	<0.05	<0.1	<0.02	<0.5
MW068	03 Nov 2022	0902_MW068_221103	Normal	NSW_0902_PFASOMP	0.25	1.75	6.64	8.39	10.9	0.41	0.66	0.23	<0.02	<0.1	0.14	0.71	0.1	<0.02	<0.02	<0.02	<0.02	<0.05	<0.05	<0.05	<0.05	<0.05	<0.05	<0.02	<0.05	<0.02	<0.05	<0.05	<0.02	<0.05
MW068	09 May 2023	0902_MW068_230509	Normal	NSW_0902_PFASOMP_23	0.18	0.9	3.38	4.28	6.12	0.37	0.41	0.12	<0.02	<0.1	0.14	0.54	0.08	<0.02	<0.02	<0.02	<0.02	<0.05	<0.05	<0.05	<0.05	<0.05	<0.05	<0.02	<0.05	<0.02	<0.05	<0.05	<0.02	<0.05
MW068	09 May 2023	0902_QC103_230509	Field_D	NSW_0902_PFASOMP_23	0.22	1.35	3.95	5.3	7.19	0.29	0.48	0.15	<0.02	<0.1	0.12	0.55	0.08	<0.02	<0.02	<0.02	<0.02	<0.05	<0.05	<0.05	<0.05	<0.05	<0.05	<0.02	<0.05	<0.02	<0.05	<0.05	<0.02	<0.05
MW068	09 May 2023	0902_QC203_230509	Interlab_D	NSW_0902_PFASOMP_23	0.18	1.1	4.2	5.3	7.2	0.3	0.43	0.15	<0.02	0.07	0.1	0.54	0.07	<0.01	<0.02	<0.02	<0.05	<0.1	<0.5	<0.01	<0.01	<0.02	<0.02	<0.1	<0.05	<0.02	<0.05	<0.1	<0.02	<0.5
MW068	23 Nov 2023	0902_MW068_231123	Normal	NSW_0902_PFASOMP_23	0.15	0.99	2.75	3.74	5.1	0.19	0.33	0.1	<0.02	<0.1	0.09	0.35	0.06	<0.02	<0.02	<0.02	<0.02	<0.02	<0.05	<0.05	0.09	<0.05	<0.05	<0.02	<0.05	<0.02	<0.05	<0.05	<0.02	<0.05
MW069	05 Jul 2017	0902_MW69_050717	Normal	NSW_0902_PFAS	0.03	0.65	0.37	1.02	1.2	0.07	0.04	<0.02	<0.02	<0.1	<0.02	0.04	<0.02	<0.02	<0.02	<0.02	<0.02	<0.02	<0.05	<0.05	<0.05	<0.05	<0.05	<0.02	<0.05	<0.02	<0.05	<0.05	<0.02	<0.05
MW069	14 Nov 2019	0902_MW069_191114	Normal	NSW_0902_PFASOMP	0.03	0.5	0.32	0.82	1.01	0.05	0.04	<0.02	<0.02	<0.1	0.02	0.05	<0.02	<0.02	<0.02	<0.02	<0.02	<0.05	<0.05	<0.05	<0.05	<0.05	<0.05	<0.02	<0.05	<0.02	<0.05	<0.05	<0.02	<0.05
MW069	15 May 2020	0902_MW069_200515	Normal	NSW_0902_PFASOMP	0.05	0.73	0.42	1.15	1.43	0.08	0.05	0.02	<0.02	<0.1	0.02	0.06	<0.02	<0.02	<0.02	<0.02	<0.02	<0.05	<0.05	<0.05	<0.05	<0.05	<0.05	<0.02	<0.05	<0.02	<0.05	<0.05	<0.02	<0.05
MW069	15 May 2020	0902_QC210_200515	Interlab_D	NSW_0902_PFASOMP	0.024	0.32	0.24	0.56	-	0.041	0.026	<0.01	<0.01	<0.05	<0.02	0.035	0.012	<0.01	<0.01	<0.01	<0.01	<0.02	<0.02	<0.01	<0.01	<0.01	<0.01	<0.01	<0.02	<0.01	<0.05	<0.02	<0.01	<0.05
MW069	11 Nov 2020	0902_MW069_201111	Normal	NSW_0902_PFASOMP	0.02	0.4	0.23	0.63	0.76	0.04	0.03	<0.02	<0.02	<0.1	<0.02	0.04	<0.02	<0.02	<0.02	<0.02	<0.02	<0.05	<0.05	<0.05	<0.05	<0.05	<0.05	<0.02	<0.05	<0.02	<0.05	<0.05	<0.02	<0.05
MW069	05 May 2021	0902_MW069_210505	Normal	NSW_0902_PFASOMP	0.01	0.2	0.15	0.35	0.42	0.03	<0.02	<0.02	<0.02	<0.1	<0.02	0.03	<0.02	<0.02	<0.02	<0.02	<0.02	<0.05	<0.05	<0.05	<0.05	<0.05	<0.05	<0.02	<0.05	<0.02	<0.05	<0.05	<0.02	<0.05
MW069	23 Nov 2021	0902_MW069_211123	Normal	NSW_0902_PFASOMP	0.03	0.36	0.28	0.64	0.83	0.08	0.03	<0.02	<0.02	<0.1	<0.02	0.05	<0.02	<0.02	<0.02	<0.02	<0.02	<0.05	<0.05	<0.05	<0.05	<0.05	<0.05	<0.02	<0.05	<0.02	<0.05	<0.05	<0.02	<0.05
MW069	27 May 2022	0902_MW069_220527	Normal	NSW_0902_PFASOMP	0.03	0.52	0.29	0.81	1	0.07	0.04	<0.02	<0.02	<0.1	<0.02	0.05	<0.02	<0.02	<0.02	<0.02	<0.02	<0.05	<0.05	<0.05	<0.05	<0.05	<0.05	<0.02	<0.05	<0.02	<0.05	<0.05	<0.02	<0.05
MW069	27 May 2022	0902_QC107_220527	Field_D	NSW_0902_PFASOMP	0.03	0.63	0.45	1.08	1.36	0.09	0.05	0.02	<0.02	<0.1	0.03	0.06	<0.02	<0.02	<0.02	<0.02	<0.02	<0.05	<0.05	<0.05	<0.05	<0.05	<0.05	<0.02	<0.05	<0.02	<0.05	<0.05	<0.02	<0.05
MW069	03 Nov 2022	0902_MW069_221103	Normal	NSW_0902_PFASOMP	0.03	0.6	0.38	0.98	1.22	0.08	0.05	<0.02	<0.02	<0.1	0.02	0.06	<0.02	<0.02	<0.02	<0.02	<0.02	<0.05	<0.05	<0.05	<0.05	<0.05	<0.05	<0.02	<0.05	<0.02	<0.05	<0.05	<0.02	<0.05
MW069	11 May 2023	0902_MW069_230511	Normal	NSW_0902_PFASOMP_23	0.02	0.36	0.24	0.6	0.83	0.08	0.03	0.02	<0.02	<0.1	0.03	0.05	<0.02	<0.02	<0.02	<0.02	<0.02	<0.05	<0.05	<0.05	<0.05	<0.05	<0.05	<0.02	<0.05	<0.02	<0.05	<0.05	<0.02	<0.05
MW069	11 May 2023	0902_QC113_230511	Field_D	NSW_0902_PFASOMP_23	0.03	0.46	0.26	0.72	0.91	0.07	0.03	<0.02	<0.02	<0.1	0.02	0.04	<0.02	<0.02	<0.02	<0.02	<0.02	<0.05	<0.05	<0.05	<0.05	<0.05	<0.05	<0.02	<0.05	<0.02	<0.05	<0.05	<0.02	<0.05
MW069	11 May 2023	0902_QC213_230511	Interlab_D	NSW_0902_PFASOMP_23	0.03	0.47	0.36	0.84	1.1	0.08	0.04	0.01	<0.02	0.02	0.03	0.06	0.01	<0.01	<0.02	<0.02	<0.05	<0.1	<0.5	<0.01	<0.01	<0.02	<0.02	<0.1	<0.05	<0.02	<0.05	<0.1	<0.02	<0.5
MW069	23 Nov 2023	0902_MW069_231123	Normal	NSW_0902_PFASOMP_23	0.03	0.48	0.28	0.76	0.96	0.07	0.04	<0.02	<0.02	<0.1	0.02	0.04	<0.02	<0.02	<0.02	<0.02	<0.02	<0.05	<0.05	<0.05	<0.05	<0.05	<0.05	<0.02	<0.05	<0.02	<0.05	<0.05	<0.02	<0.05
MW070	05 Jul 2017	0902_MW70_050717	Normal	NSW_0902_PFAS	0.17	1.22	2.08	3.3	4.8	0.54	0.2	0.07	<0.02	<0.1	0.18	0.28	0.06	<0.02	<0.02	<0.02	<0.02	<0.02	<0.05	<0.05	<0.05	<0.05	<0.05	<0.02	<0.05	<0.02	<0.05	<0.05	<0.02	<0.05
MW070	15 May 2020	0902_MW070_200515	Normal	NSW_0902_PFASOMP	0.2	1.23	1.48	2.71	4.19	0.36	0.16	0.07	<0.02	0.1	0.17	0.32	0.1	<0.02	<0.02	<0.02	<0.02	<0.02	<0.05	<0.05	<0.05	<0.05	<0.05	<0.02	<0.05	<0.02	<0.05	<0.05	<0.02	<0.05
MW070	13 Nov 2020	0902_MW070_201113	Normal	NSW_0902_PFASOMP	0.05	0.43	0.48	0.91	1.35	0.12	0.04	0.02	<0.02	<0.1	0.06	0.12	0.03	<0.02	<0.02	<0.02	<0.02	<0.02	<0.05	<0.05	<0.05	<0.05	<0.05	<0.02	<0.05	<0.02	<0.05	<0.05	<0.02	<0.05
MW070	04 May 2021	0902_MW070_210504	Normal	NSW_0902_PFASOMP	0.1	0.88	0.87	1.75	3.3	0.64	0.13	0.04	<0.02	0.1	0.18	0.31	0.05	<0.02	<0.02	<0.02	<0.02	<0.02	<0.05	<0.05	<0.05	<0.05	<0.05	<0.02	<0.05	<0.02	<0.05	<0.05	<0.02	<0.05
MW070	22 Nov 2021	0902_MW070_211122	Normal	NSW_0902_PFASOMP	0.16	0.86	1.68	2.54	4.49	0.64	0.21	0.05	<0.02	0.1	0.2	0.48	0.11	<0.02	<0.02	<0.02	<0.02	<0.02	<0.05	<0.05	<0.05	<0.05	<0.05	<0.02	<0.05	<0.02	<0.05	<0.05	<0.02	<0.05
MW070	26 May 2022	0902_MW070_220526	Normal	NSW_0902_PFASOMP	0.05	1.15	0.3	1.45	1.87	0.15	0.03	0.02	<0.02	<0.1	0.04	0.1	0.03	<0.02	<0.02	<0.02	<0.02	<0.02	<0.05	<0.05	<0.05	<0.05	<0.05	<0.02	<0.05	<0.02	<0.05	<0.05	<0.02	<0.05
MW070	03 Nov 2022	0902_MW070_221103	Normal	NSW_0902_PFASOMP	0.06	1.24	0.53	1.77	2.41	0.13	0.07	0.03	<0.02	<0.1	0.12	0.17	0.06	<0.02	<0.02	<0.02	<0.02	<0.02	<0.05	<0.05	<0.05	<0.05	<0.05	<0.02	<0.05	<0.02	<0.05	<0.05	<0.02	<0.05
MW070	09 May 2023	0902_MW070_230509	Normal	NSW_0902_PFASOMP_23	0.07	0.75	0.47	1.22	1.83	0.15	0.05	0.03	<0.02	<0.1	0.12	0.13	0.06	<0.02	<0.02	<0.02	<0.02	<0.02	<0.05	<0.05	<0.05	<0.05	<0.05	<0.02	<0.05	<0.02	<0.05	<0.05	<0.02	<0.05
MW070	23 Nov 2023	0902_MW070_231123	Normal	NSW_0902_PFASOMP_23	0.09	0.89	0.54	1.43	2.16	0.21	0.07	0.03	<0.02	<0.1	0.11	0.16	0.06	<0.02	<0.02	<0.02	<0.02	<0.02	<0.05	<0.05	<0.05	<0.05	<0.05	<0.02	<0.05	<0.02	<0.05	<0.05	<0.02	<0.05
MW071	04 Jul 2017	0902_MW71_040717	Normal	NSW_0902_PFAS	0.09	1.72	0.32	2.04	2.79	0.38	0.02	0.03	<0.02	<0.1	0.11	0.09	0.03	<0.02	<0.02	<0.02	<0.02	<0.02	<0.05	<0.05	<0.05	<0.05	<0.05	<0.02	<0.05	<0.02	<0.05	<0.05	<0.02	<0.05
MW071	14 Nov 2019	0902_MW071_191114	Normal	NSW_0902_PFASOMP	0.08	1.76	0.59	2.35	3.22	0.16	0.07	0.04	<0.02	0.1	0.18	0.19	0.05	<0.02	<0.02	<0.02	<0.02	<0.02	<0.05	<0.05	<0.05	<0.05	<0.05	<0.02	<0.05	<0.02	<0.05	<0.05	<0.02	<0.05
MW071	15 May 2020	0902_MW071_200515	Normal	NSW_0902_PFASOMP	0.1	2.98	0.65	3.63	5	0.36	0.09	0.06	<0.02	0.1	0.3	0.27	0.09	<0.02	<0.02	<0.02	<0.02	<0.02	<0.05	<0.05	<0.05	<0.05	<0.05	<0.02	<0.05	<0.02	<0.05	<0.05	<0.02	<0.05
MW071	15 May 2020	0902_QC111_200515	Field_D	NSW_0902_PFASOMP	0.06	1.93	0.45	2.38	3.24	0.26	0.06	0.04	<0.02	<0.1	0.2	0.18	0.06	<0.02	<0.02	<0.02	<0.02	<0.02	<0.05	<0.05	<0.05	<0.05	<0.05	<0.02	<0.05	<0.02	<0.05	<0.05	<0.02	<0.05
MW071	13 Nov 2020	0902_MW071_201113	Normal	NSW_0902_PFASOMP	0.05	1.53	0.36	1.89	2.45	0.13	0.04	0.03	<0.02	<0.1	0.13	0.14	0.04	<0.02	<0.02	<0.02	<0.02	<0.02	<0.05	<0.05	<0.05	<0.05	<0.05	<0.02	<0.05	<0.02	<0.05	<0.05	<0.02	<0.05
MW071	04 May 2021	0902_MW071_210504	Normal	NSW_0902_PFASOMP	0.03	1	0.31	1.31	1.93	0.3	0.04	0.02	<0.02	<0.1	0.11	0.1	0.02	<0.02	<0.02	<0.02	<0.02	<0.02	<0.05	<0.05	<0.05	<0.05	<0.05	<0.02	<0.05	<0.02	<0.05	<0.05	<0.02	<0.05
MW071	22 Nov 2021	0902_MW071_211122	Normal	NSW_0902_PFASOMP	0.05	1.07	0.34	1.41	1.91	0.15	0.03	0.03	<0.02	<0.1	0.09	0.11	0.04	<0.02	<0.02	<0.02	<0.02	<0.02	<0.05	<0.05	<0.05	<0.05	<0.05	<0.02	<0.05	<0.02	<0.05	<0.05	<0.02	<0.05
MW071	26 May 2022	0902_MW071_220526	Normal	NSW_0902_PFASOMP	0.03	0.75	0.25	1	1.34	0.11	0.03	<0.02	<0.02	<0.1	0.05	0.09	0.03	<0.02	<0.02	<0.02	<0.02	<0.02	<0.05	<0.05	<0.05	<0.05	<0.05	<0.02	<0.05	<0.02	<0.05	<0.05	<0.02	<0.05
MW071	03 Nov 2022	0902_MW071_221103	Normal	NSW_0902_PFASOMP	0.04	1.08	0.32	1.4	1.75	0.06	0.04	0.02	<0.02	<0.1	0.06	0.09	0.04	<0.02	<0.02	<0.02	<0.02	<0.02	<0.05	<0.05	<0.05	<0.05	<0.05	<0.02	<0.05	<0.02	<0.05	<0.05	<0.02	<0.05
MW071	09 May 2023	0902_MW071_230509	Normal	NSW_0902_PFASOMP_23	0.04	0.73	0.3	1.03	1.45	0.1	0.03	0.03	<0.02	<0.1	0.1	0.09	0.03	<0.02	<0.02	<0.02	<0.02	<0.02	<0.05	<0.05	<0.05	<0.05	<0.05	<0.02	<0.05	<0.02	<0.05	<0.05	<0.02	<0.05
MW071	23 Nov 2023	0902_MW071_231123	Normal	NSW_0902_PFASOMP_23	0.06	1.09	0.52	1.61	2.19	0.12	0.07	0.03	<0.02	<0.1	0.12	0.13	0.05	<0.02	<0.02	<0.02	<0.02	<0.02	<0.05	<0.05	<0.05	<0.05	<0.05	<0.02	<0.05	<0.02	<0.05	<0.05	<0.02	<0.05
MW072	04 Jul 2017	0902_MW72_040717	Normal	NSW_0902_PFAS	3.94	14.6	80	94.6	156	21.5	11.4	4.64	<0.02	1.3	3.67	14.5	0.77	<0.02	<0.02	<0.02	<0.02	<0.02	<0.05	<0.05	<0.05	<0.05	<0.05	<0.02	<0.05	<0.02	<0.05	<0.05	<0.02	<0.05
MW072	13 Nov 2019	0902-MW072_191113	Normal	NSW_0902_PFASOMP	4.2	13.9	92.6	106	178	19.2	15	6.24	<0.02	2.4	3.36	19.4	1.77	<0.02	<0.02	<0.02	<0.02	<0.02	<0.05	<0.05	<0.05	<0.05	<0.05	<0.02	<0.05	<0.02	<0.05	<0.05	<0.02	<0.05
MW072	11 May 2020	0902_MW072_200511	Normal	NSW_0902_PFASOMP	3.76	14	106	120	192	16.6	23.8	3.26	<0.05	2.2	3.26	17.6	1.85	<0.05	<0.05	<0.05	<0.05	<0.05	<0.12	<0.05	<0.05	<0.05	<0.05	<0.05	<0.12	<0.05	<0.12	<0.12	<0.05	<0.12
MW072	11 Nov 2020	0902_MW072_201111	Normal	NSW_0902_PFASOMP	2.8	14.2	70.3	84.5	141	15.5	13.4	3.02	<0.02	2.2	2.72	15.4	1.57	<0.02	<0.02	<0.02	<0.02	<0.02	<0.05	<0.05	<0.05	<0.05	<0.05	<0.02	<0.05	<0.02	<0.05	<0.05	<0.02	<0.05
MW072	05 May 2021	0902_MW072_210505	Normal	NSW_0902_PFASOMP	1.9	12.8	51.5	64.3	100	11	8.58	2.12	<0.02	0.5	1.74	8.85	1	<0.02	<0.02	<0.02	<0.02	<0.02	<0.05	<0.05	<0.05	<0.05	<0.05	<0.02	<0.05	<0.02	<0.05	<0.05	<0.02	<0.05
MW072	24 Nov 2021	0902_MW072_211124	Normal	NSW_0902_PFASOMP	4.16	25.6	104	130	205	21.6	15.4	4.15	<0.02	2.6	3.8	21.4	2.12	<0.02	<0.02	<0.02	<0.02	<0.02	<0.05	<0.05	<0.05	<0.05	<0.05	<0.02	<0.05	<0.02	<0.05	<0.05	<0.02	<0.05
MW072	24 May 2022	0902_MW072_220524	Normal	NSW_0902_PFASOMP	2.14	32.1	36.4	68.5	93.4	6.2	5.43	2.36	<0.02	0.9	0.84	6.22	0.83	<0.02	<0.02	<0.02	<0.02	<0.02	<0.05	<0.05	<0.05	<0.05	<0.05	<0.02	<0.05	<0.02	<0.05	<0.05	<0.02	<0.05
MW072	10 Nov 2022	0902_MW072_221110	Normal	NSW_0902_PFASOMP	5.04	110	103	213	273	13	13.2	6.69	<0.05	2.3	2.86	15.6	1.74	<0.05	<0.05	<0.05	<0.05	<0.05	<0.12	<0.05	<0.05	<0.05	<0.05	<0.05	<0.12	<0.05	<0.12	<0.12	<0.05	<0.12
MW072	15 May 2023	0902_MW072_230515	Normal	NSW_0902_PFASOMP_23	3.64	48.3	81.8	130	172	8.79	8.4	3.77	<0.02	1.6	2.9	11.7	1.35	<0.02	<0.02	<0.02	<0.02	<0.02	<0.05	<0.05	<0.05	<0.05	<0.05	<0.02	<0.05	<0.02	<0.05	<0.05	<0.02	<0.05
MW072	21 Nov 2023	0902_MW072_231121	Normal	NSW_0902_PFASOMP_23	2.48	32.5	55	87.5	128	7.62	8.64	3.14	<0.02	5.8	1.98	9.94	1.38	<0.02	<0.02	<0.02	<0.02	<0.02	<0.05	<0.05	<0.05	<0.05	<0.05	<0.02	<0.05	<0.02	<0.05	<0.05	<0.02	<0.05
MW073	04 Jul 2017	0902_MW73_040717	Normal	NSW_0902_PFAS	1.39	3.7	32	35.7	51.7	3.21	4.2	0.85	<0.02	<0.1	0.93	4.89	0.57	<0.02	<0.02	<0.02	<0.02	<0.02	<0.05	<0.05	<0.05	<0.05	<0.05	<0.02	<0.05	<0.02	<0.05	<0.05	<0.02	<0.05
MW073	28 Nov 2019	0902_MW073_191128	Normal	NSW_0902_PFASOMP	2.38	4.7	40.4	45.1	80.2	5.38	9.52	1.93	<0.02	0.3	2.42	12.3	0.88	<0.02	<0.02	<0.02	<0.02	<0.02	<0.05	<0.05	<0.05	<0.05	<0.05	<0.02	<0.05	<0.02	<0.05	<0.05	<0.02	<0.05
MW073	11 May 2020	0902_MW073_200512	Normal	NSW_0902_PFASOMP	2.43	5.35	38.3	43.6	75.3	4.83	5.82	2.34	<0.02	1.4	2.44	11.5	0.91	<0.02	<0.02	<0.02	<0.02	<0.02	<0.05	<0.05	<0.05	<0.05	<0.05	<0.02	<0.05	<0.02	<0.05	<0.05	<0.02	<0.05
MW073	11 May 2020	0902_QC101_200512	Field_D	NSW_0902_PFASOMP	2.48	5.66	47.4	53.1	91.8	5.81	9.64	2.7	<0.02	1.4	2.54	13.2	0.94	<0.02	<0.02	<0.02	<0.02	<0.02	<0.05	<0.05	<0.05	<0.05	<0.05	<0.02	<0.05	<0.02	<0.05	<0.05	<0.02	<0.05
MW073	11 Nov 2020	0902_MW073_201111	Normal	NSW_0902_PFASOMP	1.16	6.38	19.3	25.7	42.2	3.1	2.9	1.6	<0.02	1.4	1	4.72	0.64	<0.02	<0.02	<0.02	<0.02	<0.02	<0.05	<0.05	<0.05	<0.05	<0.05	<0.02	<0.05	<0.02	<0.05	<0.05	<0.02	<0.05

Table T8 - Historical Groundwater Analytical Results

					PFAS					PFAS - Perfluoroalkyl Sulfonic Acids				PFAS - Perfluoroalkyl Carboxylic Acids										PFAS - (n:2) Fluorotelomer Sulfonic Acids				PFAS - Perfluoroalkyl Sulfonamides						
					Perfluorooctanoic acid (PFOA)	Perfluorooctane sulfonic acid (PFOS)	Perfluorohexane sulfonic acid (PFHxS)	Sum of PFHxS and PFOS	Sum of PFAS	Perfluorobutane sulfonic acid (PFBS)	Perfluoropentane sulfonic acid (PFPeS)	Perfluoroheptane sulfonic acid (PFHpS)	Perfluorodecane sulfonic acid (PFDS)	Perfluorobutanoic acid (PFBA)	Perfluoropentanoic acid (PFPeA)	Perfluorohexanoic acid (PFHxA)	Perfluoroheptanoic acid (PFHpA)	Perfluorononanoic acid (PFNA)	Perfluorodecanoic acid (PFDA)	Perfluoroundecanoic acid (PFUnDA)	Perfluorododecanoic acid (PFDoDA)	Perfluorotridecanoic acid (PFTrDA)	Perfluorotetradecanoic acid (PFTeDA)	4:2 Fluorotelomer sulfonic acid (4:2 FTS)	6:2 Fluorotelomer sulfonic acid (6:2 FTS)	8:2 Fluorotelomer sulfonic acid (8:2 FTS)	10:2 Fluorotelomer sulfonic acid (10:2 FTS)	Perfluorooctane sulfonamide (FOSA)	N-Methyl perfluorooctane sulfonamide (MeFOSA)	N-Methyl perfluorooctane sulfonamidoacetic acid (MeFOSAA)	N-methyl perfluorooctane sulfonamidoethanol (MeFOSE)	N-Ethyl perfluorooctane sulfonamide (EtFOSA)	N-Ethyl perfluorooctane sulfonamidoacetic acid (EtFOSAA)	N-Ethyl perfluorooctane sulfonamidoethanol (EtFOSE)
					µg/L	µg/L	µg/L	µg/L	µg/L	µg/L	µg/L	µg/L	µg/L	µg/L	µg/L	µg/L	µg/L	µg/L	µg/L	µg/L	µg/L	µg/L	µg/L	µg/L	µg/L	µg/L	µg/L	µg/L	µg/L	µg/L	µg/L	µg/L	µg/L	µg/L
MW073	05 May 2021	0902_MW073_210505	Normal	NSW_0902_PFASOMP	**0.82**	*3.86*	21.4	**25.3**	38.4	2.53	3.23	0.76	<0.02	0.4	0.73	4.18	0.47	<0.02	<0.02	<0.02	<0.02	<0.02	<0.05	<0.05	<0.05	<0.05	<0.05	<0.02	<0.05	<0.02	<0.05	<0.05	<0.02	<0.05
MW073	24 Nov 2021	0902_MW073_211124	Normal	NSW_0902_PFASOMP	**1.72**	*4.32*	38.5	**42.8**	79.3	6.1	6.09	1.95	<0.02	1.3	2.7	15.7	0.95	<0.02	<0.02	<0.02	<0.02	<0.02	<0.05	<0.05	<0.05	<0.05	<0.05	<0.02	<0.05	<0.02	<0.05	<0.05	<0.02	<0.05
MW073	24 May 2022	0902_MW073_220524	Normal	NSW_0902_PFASOMP	**1.9**	*1.53*	26.1	**27.6**	36.4	0.22	1.13	3.68	<0.02	0.2	0.12	1.25	0.26	<0.02	<0.02	<0.02	<0.02	<0.02	<0.05	<0.05	<0.05	<0.05	<0.05	<0.02	<0.05	<0.02	<0.05	<0.05	<0.02	<0.05
MW073	10 Nov 2022	0902_MW073_221110	Normal	NSW_0902_PFASOMP	**1.81**	*1.61*	22.7	**24.3**	31.9	0.27	0.93	2.56	<0.02	0.3	0.22	1.33	0.2	<0.02	<0.02	<0.02	<0.02	<0.02	<0.05	<0.05	<0.05	<0.05	<0.05	<0.02	<0.05	<0.02	<0.05	<0.05	<0.02	<0.05
MW073	15 May 2023	0902_MW073_230515	Normal	NSW_0902_PFASOMP_23	**2.42**	*5.37*	43	**48.4**	81.2	4.56	5.58	1.73	<0.02	5.3	2	10.2	1.02	<0.02	<0.02	<0.02	<0.02	<0.02	<0.05	<0.05	<0.05	<0.05	<0.05	<0.02	<0.05	<0.02	<0.05	<0.05	<0.02	<0.05
MW073	21 Nov 2023	0902_MW073_231121	Normal	NSW_0902_PFASOMP_23	**2.74**	*6.5*	49.5	**56**	93.6	5.09	7.74	1.47	<0.02	5.8	2.3	11.2	1.26	<0.02	<0.02	<0.02	<0.02	<0.02	<0.05	<0.05	<0.05	<0.05	<0.05	<0.02	<0.05	<0.02	<0.05	<0.05	<0.02	<0.05
MW074	04 Jul 2017	0902_MW74_040717	Normal	NSW_0902_PFAS	**0.95**	*11.6*	38.9	**50.5**	70.8	4.85	6.41	0.72	<0.02	<0.1	0.97	5.61	0.84	<0.02	<0.02	<0.02	<0.02	<0.02	<0.05	<0.05	<0.05	<0.05	<0.05	<0.02	<0.05	<0.02	<0.05	<0.05	<0.02	<0.05
MW074	11 May 2020	0902_MW074_200512	Normal	NSW_0902_PFASOMP	**1.52**	*11*	26.6	**37.6**	58.7	3.71	3.9	2.3	<0.02	1.4	1.18	6.32	0.77	<0.02	<0.02	<0.02	<0.02	<0.02	<0.05	<0.05	<0.05	<0.05	<0.05	<0.02	<0.05	<0.02	<0.05	<0.05	<0.02	<0.05
MW074	12 May 2020	0902_QC201_200512	Interlab_D	NSW_0902_PFASOMP	**0.97**	*6.3*	21	**27.3**	-	2.4	2.5	1.4	<0.01	1.4	0.92	4.3	0.53	<0.01	<0.01	<0.01	<0.01	<0.02	<0.02	<0.01	<0.01	<0.01	<0.01	<0.01	<0.02	<0.01	<0.05	<0.02	<0.01	<0.05
MW074	11 Nov 2020	0902_MW074_201111	Normal	NSW_0902_PFASOMP	**1.13**	*3.48*	23.6	**27.1**	47.4	3.56	3.99	1.12	<0.02	1	1.47	7.49	0.53	<0.02	<0.02	<0.02	<0.02	<0.02	<0.05	<0.05	<0.05	<0.05	<0.05	<0.02	<0.05	<0.02	<0.05	<0.05	<0.02	<0.05
MW074	05 May 2021	0902_MW074_210505	Normal	NSW_0902_PFASOMP	**0.96**	*1.04*	24	**25**	38.8	1.9	2.62	1.58	<0.02	0.1	0.83	5.34	0.41	<0.02	<0.02	<0.02	<0.02	<0.02	<0.05	<0.05	<0.05	<0.05	<0.05	<0.02	<0.05	<0.02	<0.05	<0.05	<0.02	<0.05
MW074	24 Nov 2021	0902_MW074_211124	Normal	NSW_0902_PFASOMP	**1.28**	*5.59*	27.1	**32.7**	58.8	5.2	4.69	1.36	<0.02	2.5	1.43	8.87	0.82	<0.02	<0.02	<0.02	<0.02	<0.02	<0.05	<0.05	<0.05	<0.05	<0.05	<0.02	<0.05	<0.02	<0.05	<0.05	<0.02	<0.05
MW074	24 May 2022	0902_MW074_220524	Normal	NSW_0902_PFASOMP	**1.27**	*6.34*	28.7	**35**	60.8	4.92	5.74	1.57	<0.02	3	0.94	7.51	0.85	<0.02	<0.02	<0.02	<0.02	<0.02	<0.05	<0.05	<0.05	<0.05	<0.05	<0.02	<0.05	<0.02	<0.05	<0.05	<0.02	<0.05
MW074	10 Nov 2022	0902_MW074_221110	Normal	NSW_0902_PFASOMP	**1.44**	*6.32*	39.2	**45.5**	79.7	6.45	7.99	0.73	<0.02	4.5	1.89	10.2	1.02	<0.02	<0.02	<0.02	<0.02	<0.02	<0.05	<0.05	<0.05	<0.05	<0.05	<0.02	<0.05	<0.02	<0.05	<0.05	<0.02	<0.05
MW074	10 Nov 2022	0902_QC111_221110	Field_D	NSW_0902_PFASOMP	**1.45**	*7.85*	34.8	**42.6**	75.4	6.09	6.66	1.06	<0.02	4.1	1.85	10.4	1.09	<0.02	<0.02	<0.02	<0.02	<0.02	<0.05	<0.05	<0.05	<0.05	<0.05	<0.02	<0.05	<0.02	<0.05	<0.05	<0.02	<0.05
MW074	15 May 2023	0902_MW074_230515	Normal	NSW_0902_PFASOMP_23	**1.94**	*10.6*	54.6	**65.2**	110	8.61	9.9	1.33	<0.02	6.5	2.63	13	1.45	<0.02	<0.02	<0.02	<0.02	<0.02	<0.05	<0.05	<0.05	<0.05	<0.05	<0.02	<0.05	<0.02	<0.05	<0.05	<0.02	<0.05
MW074	21 Nov 2023	0902_MW074_231121	Normal	NSW_0902_PFASOMP_23	**1.6**	*21*	44.5	**65.5**	104	5.69	9.04	2.78	<0.02	5.2	1.88	10.9	1.02	<0.02	<0.02	<0.02	<0.02	<0.02	<0.05	<0.05	<0.05	<0.05	<0.05	<0.02	<0.05	<0.02	<0.05	<0.05	<0.02	<0.05
MW075	27 Nov 2017	0902_MW75_271117	Normal	NSW_0902_PFAS	<0.01	<0.01	<0.02	<0.01	<0.01	<0.02	<0.02	<0.02	<0.02	<0.1	<0.02	<0.02	<0.02	<0.02	<0.02	<0.02	<0.02	<0.02	<0.05	<0.05	<0.05	<0.05	<0.05	<0.02	<0.05	<0.02	<0.05	<0.05	<0.02	<0.05
MW075	15 Nov 2019	0902_MW075_191115	Normal	NSW_0902_PFASOMP	<0.01	<0.01	<0.02	<0.01	<0.01	<0.02	<0.02	<0.02	<0.02	<0.1	<0.02	<0.02	<0.02	<0.02	<0.02	<0.02	<0.02	<0.02	<0.05	<0.05	<0.05	<0.05	<0.05	<0.02	<0.05	<0.02	<0.05	<0.05	<0.02	<0.05
MW075	15 May 2020	0902_MW075_200515	Normal	NSW_0902_PFASOMP	0.04	*0.04*	4.26	**4.3**	18.8	4.16	3.37	<0.02	<0.02	0.4	0.99	5	0.54	<0.02	<0.02	<0.02	<0.02	<0.02	<0.05	<0.05	<0.05	<0.05	<0.05	<0.02	<0.05	<0.02	<0.05	<0.05	<0.02	<0.05
MW075	10 Nov 2020	0902_MW075_201110	Normal	NSW_0902_PFASOMP	<0.01	<0.01	<0.02	<0.01	<0.01	<0.02	<0.02	<0.02	<0.02	<0.1	<0.02	<0.02	<0.02	<0.02	<0.02	<0.02	<0.02	<0.02	<0.05	<0.05	<0.05	<0.05	<0.05	<0.02	<0.05	<0.02	<0.05	<0.05	<0.02	<0.05
MW075	04 May 2021	0902_MW075_210504	Normal	NSW_0902_PFASOMP	<0.01	<0.01	<0.02	<0.01	<0.01	<0.02	<0.02	<0.02	<0.02	<0.1	<0.02	<0.02	<0.02	<0.02	<0.02	<0.02	<0.02	<0.02	<0.05	<0.05	<0.05	<0.05	<0.05	<0.02	<0.05	<0.02	<0.05	<0.05	<0.02	<0.05
MW075	25 Nov 2021	0902_MW075_211125	Normal	NSW_0902_PFASOMP	<0.01	<0.01	<0.01	<0.01	<0.01	<0.02	<0.02	<0.02	<0.02	<0.1	<0.02	<0.02	<0.02	<0.02	<0.02	<0.02	<0.02	<0.02	<0.05	<0.05	<0.05	<0.05	<0.05	<0.02	<0.05	<0.02	<0.05	<0.05	<0.02	<0.05
MW075	30 May 2022	0902_MW075_220530	Normal	NSW_0902_PFASOMP	<0.01	<0.01	0.01	0.01	0.01	<0.02	<0.02	<0.02	<0.02	<0.1	<0.02	<0.02	<0.02	<0.02	<0.02	<0.02	<0.02	<0.02	<0.05	<0.05	<0.05	<0.05	<0.05	<0.02	<0.05	<0.02	<0.05	<0.05	<0.02	<0.05
MW075	08 Nov 2022	0902_MW075_221108	Normal	NSW_0902_PFASOMP	<0.01	<0.01	0.01	0.01	0.01	<0.02	<0.02	<0.02	<0.02	<0.1	<0.02	<0.02	<0.02	<0.02	<0.02	<0.02	<0.02	<0.02	<0.05	<0.05	<0.05	<0.05	<0.05	<0.02	<0.05	<0.02	<0.05	<0.05	<0.02	<0.05
MW075	08 May 2023	0902_MW075_230508	Normal	NSW_0902_PFASOMP_23	<0.01	<0.01	<0.01	<0.01	<0.01	<0.02	<0.02	<0.02	<0.02	<0.1	<0.02	<0.02	<0.02	<0.02	<0.02	<0.02	<0.02	<0.02	<0.05	<0.05	<0.05	<0.05	<0.05	<0.02	<0.05	<0.02	<0.05	<0.05	<0.02	<0.05
MW075	08 May 2023	0902_QC100_230508	Field_D	NSW_0902_PFASOMP_23	<0.01	<0.01	<0.01	<0.01	<0.01	<0.02	<0.02	<0.02	<0.02	<0.1	<0.02	<0.02	<0.02	<0.02	<0.02	<0.02	<0.02	<0.02	<0.05	<0.05	<0.05	<0.05	<0.05	<0.02	<0.05	<0.02	<0.05	<0.05	<0.02	<0.05
MW075	08 May 2023	0902_QC200_230508	Interlab_D	NSW_0902_PFASOMP_23	<0.01	<0.01	<0.01	<0.01	<0.01	<0.01	<0.01	<0.01	<0.02	<0.02	<0.02	<0.01	<0.01	<0.01	<0.02	<0.02	<0.05	<0.1	<0.5	<0.01	<0.01	<0.02	<0.02	<0.1	<0.05	<0.02	<0.05	<0.1	<0.02	<0.5
MW075	24 Nov 2023	0902_MW075_231124	Normal	NSW_0902_PFASOMP_23	<0.01	<0.01	<0.01	<0.01	<0.01	<0.02	<0.02	<0.02	<0.02	<0.1	<0.02	<0.02	<0.02	<0.02	<0.02	<0.02	<0.02	<0.02	<0.05	<0.05	<0.05	<0.05	<0.05	<0.02	<0.05	<0.02	<0.05	<0.05	<0.02	<0.05
MW076	27 Nov 2017	0902_MW76_271117	Normal	NSW_0902_PFAS	<0.01	<0.01	<0.02	<0.01	<0.01	<0.02	<0.02	<0.02	<0.02	<0.1	<0.02	<0.02	<0.02	<0.02	<0.02	<0.02	<0.02	<0.02	<0.05	<0.05	<0.05	<0.05	<0.05	<0.02	<0.05	<0.02	<0.05	<0.05	<0.02	<0.05
MW076	15 Nov 2019	0902_MW076_191115	Normal	NSW_0902_PFASOMP	<0.01	<0.01	<0.02	<0.01	<0.01	<0.02	<0.02	<0.02	<0.02	<0.1	<0.02	<0.02	<0.02	<0.02	<0.02	<0.02	<0.02	<0.02	<0.05	<0.05	<0.05	<0.05	<0.05	<0.02	<0.05	<0.02	<0.05	<0.05	<0.02	<0.05
MW076	15 May 2020	0902_MW076_200515	Normal	NSW_0902_PFASOMP	<0.01	<0.01	0.03	0.03	0.03	<0.02	<0.02	<0.02	<0.02	<0.1	<0.02	<0.02	<0.02	<0.02	<0.02	<0.02	<0.02	<0.02	<0.05	<0.05	<0.05	<0.05	<0.05	<0.02	<0.05	<0.02	<0.05	<0.05	<0.02	<0.05
MW076	09 Nov 2020	0902_MW076_201109	Normal	NSW_0902_PFASOMP	<0.01	<0.01	0.03	0.03	0.03	<0.02	<0.02	<0.02	<0.02	<0.1	<0.02	<0.02	<0.02	<0.02	<0.02	<0.02	<0.02	<0.02	<0.05	<0.05	<0.05	<0.05	<0.05	<0.02	<0.05	<0.02	<0.05	<0.05	<0.02	<0.05
MW076	03 May 2021	0902_MW076_210503	Normal	NSW_0902_PFASOMP	<0.01	<0.01	<0.02	<0.01	<0.01	<0.02	<0.02	<0.02	<0.02	<0.1	<0.02	<0.02	<0.02	<0.02	<0.02	<0.02	<0.02	<0.02	<0.05	<0.05	<0.05	<0.05	<0.05	<0.02	<0.05	<0.02	<0.05	<0.05	<0.02	<0.05
MW076	25 Nov 2021	0902_MW076_211125	Normal	NSW_0902_PFASOMP	<0.01	<0.01	0.03	0.03	0.03	<0.02	<0.02	<0.02	<0.02	<0.1	<0.02	<0.02	<0.02	<0.02	<0.02	<0.02	<0.02	<0.02	<0.05	<0.05	<0.05	<0.05	<0.05	<0.02	<0.05	<0.02	<0.05	<0.05	<0.02	<0.05
MW076	31 May 2022	0902_MW076_220531	Normal	NSW_0902_PFASOMP	<0.01	<0.01	0.02	0.02	0.02	<0.02	<0.02	<0.02	<0.02	<0.1	<0.02	<0.02	<0.02	<0.02	<0.02	<0.02	<0.02	<0.02	<0.05	<0.05	<0.05	<0.05	<0.05	<0.02	<0.05	<0.02	<0.05	<0.05	<0.02	<0.05
MW076	10 Nov 2022	0902_MW076_221110	Normal	NSW_0902_PFASOMP	<0.01	<0.01	0.04	0.04	0.04	<0.02	<0.02	<0.02	<0.02	<0.1	<0.02	<0.02	<0.02	<0.02	<0.02	<0.02	<0.02	<0.02	<0.05	<0.05	<0.05	<0.05	<0.05	<0.02	<0.05	<0.02	<0.05	<0.05	<0.02	<0.05
MW076	10 May 2023	0902_MW076_230510	Normal	NSW_0902_PFASOMP_23	<0.01	<0.01	0.03	0.03	0.03	<0.02	<0.02	<0.02	<0.02	<0.1	<0.02	<0.02	<0.02	<0.02	<0.02	<0.02	<0.02	<0.02	<0.05	<0.05	<0.05	<0.05	<0.05	<0.02	<0.05	<0.02	<0.05	<0.05	<0.02	<0.05
MW076	10 May 2023	0902_QC110_230510	Field_D	NSW_0902_PFASOMP_23	<0.01	<0.01	0.03	0.03	0.03	<0.02	<0.02	<0.02	<0.02	<0.1	<0.02	<0.02	<0.02	<0.02	<0.02	<0.02	<0.02	<0.02	<0.05	<0.05	<0.05	<0.05	<0.05	<0.02	<0.05	<0.02	<0.05	<0.05	<0.02	<0.05
MW076	10 May 2023	0902_QC210_230510	Interlab_D	NSW_0902_PFASOMP_23	<0.01	<0.01	0.04	0.04	0.05	0.01	<0.01	<0.01	<0.02	<0.02	<0.02	<0.01	<0.01	<0.01	<0.02	<0.02	<0.05	<0.1	<0.5	<0.01	<0.01	<0.02	<0.02	<0.1	<0.05	<0.02	<0.05	<0.1	<0.02	<0.5
MW076	24 Nov 2023	0902_MW076_231124	Normal	NSW_0902_PFASOMP_23	<0.01	*0.03*	0.03	0.06	0.06	<0.02	<0.02	<0.02	<0.02	<0.1	<0.02	<0.02	<0.02	<0.02	<0.02	<0.02	<0.02	<0.02	<0.05	<0.05	<0.05	<0.05	<0.05	<0.02	<0.05	<0.02	<0.05	<0.05	<0.02	<0.05
MW077	27 Nov 2017	0902_MW77_271117	Normal	NSW_0902_PFAS	<0.01	*0.04*	0.03	0.07	0.07	<0.02	<0.02	<0.02	<0.02	<0.1	<0.02	<0.02	<0.02	<0.02	<0.02	<0.02	<0.02	<0.02	<0.05	<0.05	<0.05	<0.05	<0.05	<0.02	<0.05	<0.02	<0.05	<0.05	<0.02	<0.05
MW077	27 Nov 2017	0902_QC201_271117	Interlab_D	NSW_0902_PFAS	<0.01	*0.01*	0.02	0.03	-	<0.01	<0.01	<0.01	<0.02	<0.02	<0.02	<0.01	<0.01	<0.01	<0.02	<0.02	<0.05	<0.1	<0.5	<0.01	<0.01	<0.01	<0.01	<0.1	<0.05	<0.02	<0.05	<0.1	<0.02	<0.5
MW077	15 Nov 2019	0902_MW077_191115	Normal	NSW_0902_PFASOMP	<0.01	*0.04*	0.03	0.07	0.07	<0.02	<0.02	<0.02	<0.02	<0.1	<0.02	<0.02	<0.02	<0.02	<0.02	<0.02	<0.02	<0.02	<0.05	<0.05	<0.05	<0.05	<0.05	<0.02	<0.05	<0.02	<0.05	<0.05	<0.02	<0.05
MW077	15 May 2020	0902_MW077_200515	Normal	NSW_0902_PFASOMP	<0.01	*0.08*	0.04	**0.12**	0.12	<0.02	<0.02	<0.02	<0.02	<0.1	<0.02	<0.02	<0.02	<0.02	<0.02	<0.02	<0.02	<0.02	<0.05	<0.05	<0.05	<0.05	<0.05	<0.02	<0.05	<0.02	<0.05	<0.05	<0.02	<0.05
MW077	09 Nov 2020	0902_MW077_201109	Normal	NSW_0902_PFASOMP	<0.01	*0.07*	0.04	**0.11**	0.11	<0.02	<0.02	<0.02	<0.02	<0.1	<0.02	<0.02	<0.02	<0.02	<0.02	<0.02	<0.02	<0.02	<0.05	<0.05	<0.05	<0.05	<0.05	<0.02	<0.05	<0.02	<0.05	<0.05	<0.02	<0.05
MW077	03 May 2021	0902_MW077_210503	Normal	NSW_0902_PFASOMP	<0.01	*0.04*	0.03	0.07	0.07	<0.02	<0.02	<0.02	<0.02	<0.1	<0.02	<0.02	<0.02	<0.02	<0.02	<0.02	<0.02	<0.02	<0.05	<0.05	<0.05	<0.05	<0.05	<0.02	<0.05	<0.02	<0.05	<0.05	<0.02	<0.05
MW077	25 Nov 2021	0902_MW077_211125	Normal	NSW_0902_PFASOMP	<0.01	*0.05*	0.04	**0.09**	0.09	<0.02	<0.02	<0.02	<0.02	<0.1	<0.02	<0.02	<0.02	<0.02	<0.02	<0.02	<0.02	<0.02	<0.05	<0.05	<0.05	<0.05	<0.05	<0.02	<0.05	<0.02	<0.05	<0.05	<0.02	<0.05
MW077	31 May 2022	0902_MW077_220531	Normal	NSW_0902_PFASOMP	<0.01	*0.03*	0.03	0.06	0.06	<0.02	<0.02	<0.02	<0.02	<0.1	<0.02	<0.02	<0.02	<0.02	<0.02	<0.02	<0.02	<0.02	<0.05	<0.05	<0.05	<0.05	<0.05	<0.02	<0.05	<0.02	<0.05	<0.05	<0.02	<0.05
MW077	10 Nov 2022	0902_MW077_221110	Normal	NSW_0902_PFASOMP	<0.01	*0.02*	0.03	0.05	0.05	<0.02	<0.02	<0.02	<0.02	<0.1	<0.02	<0.02	<0.02	<0.02	<0.02	<0.02	<0.02	<0.02	<0.05	<0.05	<0.05	<0.05	<0.05	<0.02	<0.05	<0.02	<0.05	<0.05	<0.02	<0.05
MW077	10 May 2023	0902_MW077_230510	Normal	NSW_0902_PFASOMP_23	<0.01	*0.04*	0.02	0.06	0.06	<0.02	<0.02	<0.02	<0.02	<0.1	<0.02	<0.02	<0.02	<0.02	<0.02	<0.02	<0.02	<0.02	<0.05	<0.05	<0.05	<0.05	<0.05	<0.02	<0.05	<0.02	<0.05	<0.05	<0.02	<0.05
MW077	24 Nov 2023	0902_MW077_231124	Normal	NSW_0902_PFASOMP_23	<0.01	*0.03*	0.02	0.05	0.05	<0.02	<0.02	<0.02	<0.02	<0.1	<0.02	<0.02	<0.02	<0.02	<0.02	<0.02	<0.02	<0.02	<0.05	<0.05	<0.05	<0.05	<0.05	<0.02	<0.05	<0.02	<0.05	<0.05	<0.02	<0.05
MW077	24 Nov 2023	0902_QC111_231124	Field_D	NSW_0902_PFASOMP_23	<0.01	*0.03*	0.02	0.05	0.05	<0.02	<0.02	<0.02	<0.02	<0.1	<0.02	<0.02	<0.02	<0.02	<0.02	<0.02	<0.02	<0.02	<0.05	<0.05	<0.05	<0.05	<0.05	<0.02	<0.05	<0.02	<0.05	<0.05	<0.02	<0.05
MW077	24 Nov 2023	0902_QC211_231124	Interlab_D	NSW_0902_PFASOMP_23	<0.01	*0.03*	0.03	0.06	0.06	<0.01	<0.01	<0.01	<0.02	<0.02	<0.02	<0.01	<0.01	<0.01	<0.02	<0.02	<0.05	<0.1	<0.5	<0.01	<0.01	<0.02	<0.02	<0.1	<0.05	<0.02	<0.05	<0.1	<0.02	<0.5
MW078	27 Nov 2017	0902_MW78_271117	Normal	NSW_0902_PFAS	<0.01	<0.01	0.02	0.02	0.02	<0.02	<0.02	<0.02	<0.02	<0.1	<0.02	<0.02	<0.02	<0.02	<0.02	<0.02	<0.02	<0.02	<0.05	<0.05	<0.05	<0.05	<0.05	<0.02	<0.05	<0.02	<0.05	<0.05	<0.02	<0.05
MW078	27 Nov 2017	0902_QC101_271117	Field_D	NSW_0902_PFAS	<0.01	<0.01	0.02	0.02	0.17	<0.02	<0.02	<0.02	<0.02	<0.1	<0.02	<0.02	<0.02	<0.02	<0.02	<0.02	<0.02	<0.02	<0.05	<0.05	0.15	<0.05	<0.05	<0.02	<0.05	<0.02	<0.05	<0.05	<0.02	<0.05
MW078	15 Nov 2019	0902_MW078_191115	Normal	NSW_0902_PFASOMP	<0.01	<0.01	<0.02	<0.01	<0.01	<0.02	<0.02	<0.02	<0.02	<0.1	<0.02	<0.02	<0.02	<0.02	<0.02	<0.02	<0.02	<0.02	<0.05	<0.05	<0.05	<0.05	<0.05	<0.02	<0.05	<0.02	<0.05	<0.05	<0.02	<0.05
MW078	13 May 2020	0902_MW078_200513	Normal	NSW_0902_PFASOMP	<0.01	<0.01	<0.02	<0.01	<0.01	<0.02	<0.02	<0.02	<0.02	<0.1	<0.02	<0.02	<0.02	<0.02	<0.02	<0.02	<0.02	<0.02	<0.05	<0.05	<0.05	<0.05	<0.05	<0.02	<0.05	<0.02	<0.05	<0.05	<0.02	<0.05
MW078	09 Nov 2020	0902_MW078_201109	Normal	NSW_0902_PFASOMP	<0.01	<0.01	<0.02	<0.01	<0.01	<0.02	<0.02	<0.02	<0.02	<0.1	<0.02	<0.02	<0.02	<0.02	<0.02	<0.02	<0.02	<0.02	<0.05	<0.05	<0.05	<0.05	<0.05	<0.02	<0.05	<0.02	<0.05	<0.05	<0.02	<0.05
MW078	03 May 2021	0902_MW078_210503	Normal	NSW_0902_PFASOMP	<0.01	<0.01	<0.02	<0.01	<0.01	<0.02	<0.02	<0.02	<0.02	<0.1	<0.02	<0.02	<0.02	<0.02	<0.02	<0.02	<0.02	<0.02	<0.05	<0.05	<0.05	<0.05	<0.05	<0.02	<0.05	<0.02	<0.05	<0.05	<0.02	<0.05
MW078	25 Nov 2021	0902_MW078_211125	Normal	NSW_0902_PFASOMP	<0.01	*0.01*	0.18	**0.19**	0.34	0.06	0.03	<0.02	<0.02	<0.1	<0.02	0.06	<0.02	<0.02	<0.02	<0.02	<0.02	<0.02	<0.05	<0.05	<0.05	<0.05	<0.05	<0.02	<0.05	<0.02	<0.05	<0.05	<0.02	<0.05
MW078	31 May 2022	0902_MW078_220531	Normal	NSW_0902_PFASOMP	<0.01	*0.01*	0.56	**0.57**	1.02	0.07	0.09	<0.02	<0.02	0.1	0.05	0.14	<0.02	<0.02	<0.02	<0.02	<0.02	<0.02	<0.05	<0.05	<0.05	<0.05	<0.05	<0.02	<0.05	<0.02	<0.05	<0.05	<0.02	<0.05

					PFAS					PFAS - Perfluoroalkyl Sulfonic Acids				PFAS - Perfluoroalkyl Carboxylic Acids										PFAS - (n:2) Fluorotelomer Sulfonic Acids				PFAS - Perfluoroalkyl Sulfonamides						
					Perfluorooctanoic acid (PFOA)	Perfluorooctane sulfonic acid (PFOS)	Perfluorohexane sulfonic acid (PFHxS)	Sum of PFHxS and PFOS	Sum of PFAS	Perfluorobutane sulfonic acid (PFBS)	Perfluoropentane sulfonic acid (PFPeS)	Perfluoroheptane sulfonic acid (PFHpS)	Perfluorodecane sulfonic acid (PFDS)	Perfluorobutanoic acid (PFBA)	Perfluoropentanoic acid (PFPeA)	Perfluorohexanoic acid (PFHxA)	Perfluoroheptanoic acid (PFHpA)	Perfluorononanoic acid (PFNA)	Perfluorodecanoic acid (PFDA)	Perfluoroundecanoic acid (PFUnDA)	Perfluorododecanoic acid (PFDoDA)	Perfluorotridecanoic acid (PFTrDA)	Perfluorotetradecanoic acid (PFTeDA)	4:2 Fluorotelomer sulfonic acid (4:2 FTS)	6:2 Fluorotelomer sulfonic acid (6:2 FTS)	8:2 Fluorotelomer sulfonic acid (8:2 FTS)	10:2 Fluorotelomer sulfonic acid (10:2 FTS)	Perfluorooctane sulfonamide (FOSA)	N-Methyl perfluorooctane sulfonamide (MeFOSA)	N-Methyl perfluorooctane sulfonamidoacetic acid (MeFOSAA)	N-methyl perfluorooctane sulfonamidoethanol (MeFOSE)	N-Ethyl perfluorooctane sulfonamide (EtFOSA)	N-Ethyl perfluorooctane sulfonamidoacetic acid (EtFOSAA)	N-Ethyl perfluorooctane sulfonamidoethanol (EtFOSE)
					µg/L	µg/L	µg/L	µg/L	µg/L	µg/L	µg/L	µg/L	µg/L	µg/L	µg/L	µg/L	µg/L	µg/L	µg/L	µg/L	µg/L	µg/L	µg/L	µg/L	µg/L	µg/L	µg/L	µg/L	µg/L	µg/L	µg/L	µg/L	µg/L	µg/L
MW078	31 May 2022	0902_QC208_220531	Interlab_D	NSW_0902_PFASOMP	<0.01	0.02	0.41	**0.43**	0.82	0.06	0.06	<0.01	<0.02	0.09	0.04	0.13	0.01	<0.01	<0.02	<0.02	<0.05	<0.1	<0.5	<0.01	<0.01	<0.02	<0.02	<0.1	<0.05	<0.02	<0.05	<0.1	<0.02	<0.5
MW078	08 Nov 2022	0902_MW078_221108	Normal	NSW_0902_PFASOMP	0.01	0.03	0.67	**0.7**	1.21	0.08	0.1	<0.02	<0.02	0.1	0.06	0.16	<0.02	<0.02	<0.02	<0.02	<0.02	<0.02	<0.05	<0.05	<0.05	<0.05	<0.05	<0.02	<0.05	<0.02	<0.05	<0.05	<0.02	<0.05
MW078	08 Nov 2022	0902_QC212_221108	Interlab_D	NSW_0902_PFASOMP	<0.01	0.03	0.58	**0.61**	1.1	0.08	0.1	<0.01	<0.02	0.1	0.05	0.12	0.01	<0.01	<0.02	<0.02	<0.05	<0.1	<0.5	<0.01	<0.01	<0.02	<0.02	<0.1	<0.05	<0.02	<0.05	<0.1	<0.02	<0.5
MW078	11 May 2023	0902_MW078_230511	Normal	NSW_0902_PFASOMP_23	<0.01	0.03	0.3	**0.33**	0.53	0.04	0.04	<0.02	<0.02	<0.1	0.04	0.08	<0.02	<0.02	<0.02	<0.02	<0.02	<0.02	<0.05	<0.05	<0.05	<0.05	<0.05	<0.02	<0.05	<0.02	<0.05	<0.05	<0.02	<0.05
MW078	24 Nov 2023	0902_MW078_231124	Normal	NSW_0902_PFASOMP_23	0.01	0.02	0.75	**0.77**	1.47	0.09	0.1	<0.02	<0.02	0.2	0.08	0.22	<0.02	<0.02	<0.02	<0.02	<0.02	<0.02	<0.05	<0.05	<0.05	<0.05	<0.05	<0.02	<0.05	<0.02	<0.05	<0.05	<0.02	<0.05
MW079	17 Nov 2017	0902_MW79_171117	Normal	NSW_0902_PFAS	0.04	0.03	0.55	**0.58**	0.96	0.07	0.12	0.03	<0.02	<0.1	<0.02	0.12	<0.02	<0.02	<0.02	<0.02	<0.02	<0.02	<0.05	<0.05	<0.05	<0.05	<0.05	<0.02	<0.05	<0.02	<0.05	<0.05	<0.02	<0.05
MW079	17 Nov 2017	0902_QC183_171117	Field_D	NSW_0902_PFAS	0.04	0.04	0.65	**0.69**	1.09	0.11	0.12	0.04	<0.02	<0.1	<0.02	0.09	<0.02	<0.02	<0.02	<0.02	<0.02	<0.02	<0.05	<0.05	<0.05	<0.05	<0.05	<0.02	<0.05	<0.02	<0.05	<0.05	<0.02	<0.05
MW079	15 Nov 2019	0902_MW079_191115	Normal	NSW_0902_PFASOMP	0.02	0.01	0.83	**0.84**	1.21	0.13	0.12	<0.02	<0.02	<0.1	<0.02	0.1	<0.02	<0.02	<0.02	<0.02	<0.02	<0.02	<0.05	<0.05	<0.05	<0.05	<0.05	<0.02	<0.05	<0.02	<0.05	<0.05	<0.02	<0.05
MW079	13 May 2020	0902_MW079_200513	Normal	NSW_0902_PFASOMP	0.02	0.02	1.07	**1.09**	1.68	0.24	0.14	0.03	<0.02	<0.1	0.03	0.13	<0.02	<0.02	<0.02	<0.02	<0.02	<0.02	<0.05	<0.05	<0.05	<0.05	<0.05	<0.02	<0.05	<0.02	<0.05	<0.05	<0.02	<0.05
MW079	09 Nov 2020	0902_MW079_201109	Normal	NSW_0902_PFASOMP	0.01	<0.01	0.72	**0.72**	1.07	0.12	0.12	<0.02	<0.02	<0.1	<0.02	0.1	<0.02	<0.02	<0.02	<0.02	<0.02	<0.02	<0.05	<0.05	<0.05	<0.05	<0.05	<0.02	<0.05	<0.02	<0.05	<0.05	<0.02	<0.05
MW079	03 May 2021	0902_MW079_210503	Normal	NSW_0902_PFASOMP	0.02	<0.01	1.13	**1.13**	1.67	0.16	0.16	0.03	<0.02	<0.1	0.03	0.14	<0.02	<0.02	<0.02	<0.02	<0.02	<0.02	<0.05	<0.05	<0.05	<0.05	<0.05	<0.02	<0.05	<0.02	<0.05	<0.05	<0.02	<0.05
MW079	24 Nov 2021	0902_MW079_211124	Normal	NSW_0902_PFASOMP	0.02	0.08	0.82	**0.9**	1.34	0.14	0.11	0.02	<0.02	<0.1	0.02	0.13	<0.02	<0.02	<0.02	<0.02	<0.02	<0.02	<0.05	<0.05	<0.05	<0.05	<0.05	<0.02	<0.05	<0.02	<0.05	<0.05	<0.02	<0.05
MW079	31 May 2022	0902_MW079_220531	Normal	NSW_0902_PFASOMP	0.02	0.52	1.25	**1.77**	2.36	0.16	0.18	0.03	<0.02	<0.1	0.04	0.14	0.02	<0.02	<0.02	<0.02	<0.02	<0.02	<0.05	<0.05	<0.05	<0.05	<0.05	<0.02	<0.05	<0.02	<0.05	<0.05	<0.02	<0.05
MW079	08 Nov 2022	0902_MW079_221108	Normal	NSW_0902_PFASOMP	0.06	1.44	1.64	**3.08**	3.83	0.16	0.18	0.04	<0.02	<0.1	0.06	0.22	0.03	<0.02	<0.02	<0.02	<0.02	<0.02	<0.05	<0.05	<0.05	<0.05	<0.05	<0.02	<0.05	<0.02	<0.05	<0.05	<0.02	<0.05
MW079	10 May 2023	0902_MW079_230510	Normal	NSW_0902_PFASOMP_23	0.05	1.04	1.39	**2.43**	3.06	0.14	0.15	0.04	<0.02	<0.1	0.04	0.19	0.02	<0.02	<0.02	<0.02	<0.02	<0.02	<0.05	<0.05	<0.05	<0.05	<0.05	<0.02	<0.05	<0.02	<0.05	<0.05	<0.02	<0.05
MW079	10 May 2023	0902_QC111_230510	Field_D	NSW_0902_PFASOMP_23	0.06	1.52	1.62	**3.14**	3.93	0.18	0.19	0.05	<0.02	<0.1	0.06	0.22	0.03	<0.02	<0.02	<0.02	<0.02	<0.02	<0.05	<0.05	<0.05	<0.05	<0.05	<0.02	<0.05	<0.02	<0.05	<0.05	<0.02	<0.05
MW079	10 May 2023	0902_QC211_230510	Interlab_D	NSW_0902_PFASOMP_23	0.05	0.93	1.7	**2.7**	3.4	0.16	0.18	0.04	<0.02	0.06	0.06	0.22	0.03	<0.01	<0.02	<0.02	<0.05	<0.1	<0.5	<0.01	<0.01	<0.02	<0.02	<0.1	<0.05	<0.02	<0.05	<0.1	<0.02	<0.5
MW079	24 Nov 2023	0902_MW079_231124	Normal	NSW_0902_PFASOMP_23	0.05	1.08	1.44	**2.52**	3.22	0.14	0.18	0.04	<0.02	<0.1	0.05	0.21	0.03	<0.02	<0.02	<0.02	<0.02	<0.02	<0.05	<0.05	<0.05	<0.05	<0.05	<0.02	<0.05	<0.02	<0.05	<0.05	<0.02	<0.05
MW080	17 Nov 2017	0902_MW80_171117	Normal	NSW_0902_PFAS	0.25	2.51	3.8	**6.31**	9.61	0.72	0.7	0.36	<0.02	<0.1	0.19	0.97	0.11	<0.02	<0.02	<0.02	<0.02	<0.02	<0.05	<0.05	<0.05	<0.05	<0.05	<0.02	<0.05	<0.02	<0.05	<0.05	<0.02	<0.05
MW080	15 Nov 2019	0902_MW080_191115	Normal	NSW_0902_PFASOMP	0.1	1.17	2.73	**3.9**	5.55	0.43	0.42	0.13	<0.02	<0.1	0.08	0.44	0.05	<0.02	<0.02	<0.02	<0.02	<0.02	<0.05	<0.05	<0.05	<0.05	<0.05	<0.02	<0.05	<0.02	<0.05	<0.05	<0.02	<0.05
MW080	13 May 2020	0902_MW080_200513	Normal	NSW_0902_PFASOMP	0.18	2.28	4.32	**6.6**	9.39	0.66	0.63	0.29	<0.02	<0.1	0.16	0.78	0.09	<0.02	<0.02	<0.02	<0.02	<0.02	<0.05	<0.05	<0.05	<0.05	<0.05	<0.02	<0.05	<0.02	<0.05	<0.05	<0.02	<0.05
MW080	09 Nov 2020	0902_MW080_201109	Normal	NSW_0902_PFASOMP	0.2	3.38	4.97	**8.35**	11.8	0.74	0.91	0.33	<0.02	0.1	0.17	0.89	0.11	<0.02	<0.02	<0.02	<0.02	<0.02	<0.05	<0.05	<0.05	<0.05	<0.05	<0.02	<0.05	<0.02	<0.05	<0.05	<0.02	<0.05
MW080	03 May 2021	0902_MW080_210503	Normal	NSW_0902_PFASOMP	0.1	0.88	2.21	**3.09**	4.69	0.39	0.37	0.12	<0.02	<0.1	0.09	0.47	0.06	<0.02	<0.02	<0.02	<0.02	<0.02	<0.05	<0.05	<0.05	<0.05	<0.05	<0.02	<0.05	<0.02	<0.05	<0.05	<0.02	<0.05
MW080	24 Nov 2021	0902_MW080_211124	Normal	NSW_0902_PFASOMP	0.18	2.92	4.38	**7.3**	10.5	0.86	0.62	0.28	<0.02	<0.1	0.16	1.01	0.1	<0.02	<0.02	<0.02	<0.02	<0.02	<0.05	<0.05	<0.05	<0.05	<0.05	<0.02	<0.05	<0.02	<0.05	<0.05	<0.02	<0.05
MW080	24 Nov 2021	0902_QC207_211124	Interlab_D	NSW_0902_PFASOMP	0.17	2.3	4.2	**6.5**	9.4	0.64	0.65	0.27	<0.02	0.08	0.2	0.79	0.11	<0.01	<0.02	<0.02	<0.05	<0.1	<0.5	<0.01	0.01	<0.02	<0.02	<0.1	<0.05	<0.02	<0.05	<0.1	<0.02	<0.5
MW080	16 Jun 2022	0902_MW080_220616	Normal	NSW_0902_PFASOMP	<0.01	0.06	0.53	**0.59**	0.68	0.04	0.05	<0.02	<0.02	<0.1	<0.02	<0.02	<0.02	<0.02	<0.02	<0.02	<0.02	<0.02	<0.05	<0.05	<0.05	<0.05	<0.05	<0.02	<0.05	<0.02	<0.05	<0.05	<0.02	<0.05
MW080	08 Nov 2022	0902_MW080_221108	Normal	NSW_0902_PFASOMP	0.06	0.78	2.07	**2.85**	3.99	0.3	0.33	0.09	<0.02	<0.1	0.06	0.26	0.04	<0.02	<0.02	<0.02	<0.02	<0.02	<0.05	<0.05	<0.05	<0.05	<0.05	<0.02	<0.05	<0.02	<0.05	<0.05	<0.02	<0.05
MW080	07 Dec 2022	0902_MW080_221207	Normal	NSW_0902_PFASMGMT	0.17	2	3.5	**5.5**	7.8	0.49	0.54	0.2	<0.02	0.07	0.1	0.62	0.08	<0.01	<0.02	<0.02	<0.05	<0.1	<0.5	<0.01	0.01	<0.02	<0.02	<0.1	<0.05	<0.02	<0.05	<0.1	<0.02	<0.5
MW080	08 May 2023	0902_MW080_230508	Normal	NSW_0902_PFASOMP_23	0.17	2.87	3.62	**6.49**	8.94	0.53	0.64	0.27	<0.02	<0.1	0.17	0.59	0.08	<0.02	<0.02	<0.02	<0.02	<0.02	<0.05	<0.05	<0.05	<0.05	<0.05	<0.02	<0.05	<0.02	<0.05	<0.05	<0.02	<0.05
MW080	24 Nov 2023	0902_MW080_231124	Normal	NSW_0902_PFASOMP_23	0.07	0.97	2.46	**3.43**	4.74	0.31	0.38	0.11	<0.02	<0.1	0.07	0.33	0.04	<0.02	<0.02	<0.02	<0.02	<0.02	<0.05	<0.05	<0.05	<0.05	<0.05	<0.02	<0.05	<0.02	<0.05	<0.05	<0.02	<0.05
MW081	09 Nov 2017	0902_MW81_091117	Normal	NSW_0902_PFAS	<0.01	0.04	0.03	0.07	0.09	0.02	<0.02	<0.02	<0.02	<0.1	<0.02	<0.02	<0.02	<0.02	<0.02	<0.02	<0.02	<0.02	<0.05	<0.05	<0.05	<0.05	<0.05	<0.02	<0.05	<0.02	<0.05	<0.05	<0.02	<0.05
MW081	15 Nov 2019	0902_MW081_191115	Normal	NSW_0902_PFASOMP	<0.01	0.02	<0.02	0.02	0.02	<0.02	<0.02	<0.02	<0.02	<0.1	<0.02	<0.02	<0.02	<0.02	<0.02	<0.02	<0.02	<0.02	<0.05	<0.05	<0.05	<0.05	<0.05	<0.02	<0.05	<0.02	<0.05	<0.05	<0.02	<0.05
MW081	15 Nov 2019	0902_QC107_191115	Field_D	NSW_0902_PFASOMP	<0.01	0.02	<0.02	0.02	0.02	<0.02	<0.02	<0.02	<0.02	<0.1	<0.02	<0.02	<0.02	<0.02	<0.02	<0.02	<0.02	<0.02	<0.05	<0.05	<0.05	<0.05	<0.05	<0.02	<0.05	<0.02	<0.05	<0.05	<0.02	<0.05
MW081	15 May 2020	0902_MW081_200515	Normal	NSW_0902_PFASOMP	<0.05	<0.05	<0.05	<0.05	<0.05	<0.05	<0.05	<0.05	<0.05	<0.2	<0.05	<0.05	<0.05	<0.05	<0.05	<0.05	<0.05	<0.05	<0.12	<0.05	<0.05	<0.05	<0.05	<0.05	<0.12	<0.05	<0.12	<0.12	<0.05	<0.12
MW081	13 Nov 2020	0902_MW081_201113	Normal	NSW_0902_PFASOMP	<0.01	0.02	<0.02	0.02	0.02	<0.02	<0.02	<0.02	<0.02	<0.1	<0.02	<0.02	<0.02	<0.02	<0.02	<0.02	<0.02	<0.02	<0.05	<0.05	<0.05	<0.05	<0.05	<0.02	<0.05	<0.02	<0.05	<0.05	<0.02	<0.05
MW081	05 May 2021	0902_MW081_210505	Normal	NSW_0902_PFASOMP	<0.01	<0.01	<0.02	<0.01	<0.01	<0.02	<0.02	<0.02	<0.02	<0.1	<0.02	<0.02	<0.02	<0.02	<0.02	<0.02	<0.02	<0.02	<0.05	<0.05	<0.05	<0.05	<0.05	<0.02	<0.05	<0.02	<0.05	<0.05	<0.02	<0.05
MW081	29 Nov 2021	0902_MW081_211129	Normal	NSW_0902_PFASOMP	<0.01	0.02	0.02	0.04	0.04	<0.02	<0.02	<0.02	<0.02	<0.1	<0.02	<0.02	<0.02	<0.02	<0.02	<0.02	<0.02	<0.02	<0.05	<0.05	<0.05	<0.05	<0.05	<0.02	<0.05	<0.02	<0.05	<0.05	<0.02	<0.05
MW081	30 May 2022	0902_MW081_220530	Normal	NSW_0902_PFASOMP	<0.01	0.07	0.03	**0.1**	0.1	<0.02	<0.02	<0.02	<0.02	<0.1	<0.02	<0.02	<0.02	<0.02	<0.02	<0.02	<0.02	<0.02	<0.05	<0.05	<0.05	<0.05	<0.05	<0.02	<0.05	<0.02	<0.05	<0.05	<0.02	<0.05
MW081	03 Nov 2022	0902_MW081_221103	Normal	NSW_0902_PFASOMP	<0.01	0.07	0.04	**0.11**	0.11	<0.02	<0.02	<0.02	<0.02	<0.1	<0.02	<0.02	<0.02	<0.02	<0.02	<0.02	<0.02	<0.02	<0.05	<0.05	<0.05	<0.05	<0.05	<0.02	<0.05	<0.02	<0.05	<0.05	<0.02	<0.05
MW081	03 Nov 2022	0902_QC103_221103	Field_D	NSW_0902_PFASOMP	<0.01	0.05	0.03	**0.08**	0.08	<0.02	<0.02	<0.02	<0.02	<0.1	<0.02	<0.02	<0.02	<0.02	<0.02	<0.02	<0.02	<0.02	<0.05	<0.05	<0.05	<0.05	<0.05	<0.02	<0.05	<0.02	<0.05	<0.05	<0.02	<0.05
MW081	09 May 2023	0902_MW081_230509	Normal	NSW_0902_PFASOMP_23	<0.01	0.04	0.02	0.06	0.06	<0.02	<0.02	<0.02	<0.02	<0.1	<0.02	<0.02	<0.02	<0.02	<0.02	<0.02	<0.02	<0.02	<0.05	<0.05	<0.05	<0.05	<0.05	<0.02	<0.05	<0.02	<0.05	<0.05	<0.02	<0.05
MW081	24 Nov 2023	0902_MW081_231124	Normal	NSW_0902_PFASOMP_23	<0.01	0.04	0.03	0.07	0.07	<0.02	<0.02	<0.02	<0.02	<0.1	<0.02	<0.02	<0.02	<0.02	<0.02	<0.02	<0.02	<0.02	<0.05	<0.05	<0.05	<0.05	<0.05	<0.02	<0.05	<0.02	<0.05	<0.05	<0.02	<0.05
MW082	09 Nov 2017	0902_MW82_091117	Normal	NSW_0902_PFAS	<0.01	<0.01	<0.02	<0.01	<0.01	<0.02	<0.02	<0.02	<0.02	<0.1	<0.02	<0.02	<0.02	<0.02	<0.02	<0.02	<0.02	<0.02	<0.05	<0.05	<0.05	<0.05	<0.05	<0.02	<0.05	<0.02	<0.05	<0.05	<0.02	<0.05
MW082	15 Nov 2019	0902_MW082_191115	Normal	NSW_0902_PFASOMP	<0.01	<0.01	<0.02	<0.01	<0.01	<0.02	<0.02	<0.02	<0.02	<0.1	<0.02	<0.02	<0.02	<0.02	<0.02	<0.02	<0.02	<0.02	<0.05	<0.05	<0.05	<0.05	<0.05	<0.02	<0.05	<0.02	<0.05	<0.05	<0.02	<0.05
MW082	15 May 2020	0902_MW082_200515	Normal	NSW_0902_PFASOMP	<0.01	<0.01	<0.02	<0.01	<0.01	<0.02	<0.02	<0.02	<0.02	<0.1	<0.02	<0.02	<0.02	<0.02	<0.02	<0.02	<0.02	<0.02	<0.05	<0.05	<0.05	<0.05	<0.05	<0.02	<0.05	<0.02	<0.05	<0.05	<0.02	<0.05
MW082	09 Nov 2020	0902_MW082_201109	Normal	NSW_0902_PFASOMP	<0.01	<0.01	<0.02	<0.01	<0.01	<0.02	<0.02	<0.02	<0.02	<0.1	<0.02	<0.02	<0.02	<0.02	<0.02	<0.02	<0.02	<0.02	<0.05	<0.05	<0.05	<0.05	<0.05	<0.02	<0.05	<0.02	<0.05	<0.05	<0.02	<0.05
MW082	04 May 2021	0902_MW082_210504	Normal	NSW_0902_PFASOMP	<0.01	<0.01	<0.02	<0.01	<0.01	<0.02	<0.02	<0.02	<0.02	<0.1	<0.02	<0.02	<0.02	<0.02	<0.02	<0.02	<0.02	<0.02	<0.05	<0.05	<0.05	<0.05	<0.05	<0.02	<0.05	<0.02	<0.05	<0.05	<0.02	<0.05
MW082	04 May 2021	0902_QC101_210504	Field_D	NSW_0902_PFASOMP	<0.01	<0.01	<0.02	<0.01	<0.01	<0.02	<0.02	<0.02	<0.02	<0.1	<0.02	<0.02	<0.02	<0.02	<0.02	<0.02	<0.02	<0.02	<0.05	<0.05	<0.05	<0.05	<0.05	<0.02	<0.05	<0.02	<0.05	<0.05	<0.02	<0.05
MW082	25 Nov 2021	0902_MW082_211125	Normal	NSW_0902_PFASOMP	<0.01	<0.01	<0.01	<0.01	<0.01	<0.02	<0.02	<0.02	<0.02	<0.1	<0.02	<0.02	<0.02	<0.02	<0.02	<0.02	<0.02	<0.02	<0.05	<0.05	<0.05	<0.05	<0.05	<0.02	<0.05	<0.02	<0.05	<0.05	<0.02	<0.05
MW082	30 May 2022	0902_MW082_220530	Normal	NSW_0902_PFASOMP	<0.01	<0.01	<0.01	<0.01	<0.01	<0.02	<0.02	<0.02	<0.02	<0.1	<0.02	<0.02	<0.02	<0.02	<0.02	<0.02	<0.02	<0.02	<0.05	<0.05	<0.05	<0.05	<0.05	<0.02	<0.05	<0.02	<0.05	<0.05	<0.02	<0.05
MW082	21 Nov 2022	0902_MW082_221121	Normal	NSW_0902_PFASOMP	<0.01	<0.01	<0.01	<0.01	<0.01	<0.02	<0.02	<0.02	<0.02	<0.1	<0.02	<0.02	<0.02	<0.02	<0.02	<0.02	<0.02	<0.02	<0.05	<0.05	<0.05	<0.05	<0.05	<0.02	<0.05	<0.02	<0.05	<0.05	<0.02	<0.05
MW082	09 May 2023	0902_MW082_230509	Normal	NSW_0902_PFASOMP_23	<0.01	<0.01	<0.01	<0.01	<0.01	<0.02	<0.02	<0.02	<0.02	<0.1	<0.02	<0.02	<0.02	<0.02	<0.02	<0.02	<0.02	<0.02	<0.05	<0.05	<0.05	<0.05	<0.05	<0.02	<0.05	<0.02	<0.05	<0.05	<0.02	<0.05
MW086	17 Nov 2017	0902_MW86_171117	Normal	NSW_0902_PFAS	<0.01	<0.01	<0.02	<0.01	<0.01	<0.02	<0.02	<0.02	<0.02	<0.1	<0.02	<0.02	<0.02	<0.02	<0.02	<0.02	<0.02	<0.02	<0.05	<0.05	<0.05	<0.05	<0.05	<0.02	<0.05	<0.02	<0.05	<0.05	<0.02	<0.05
MW086	15 Nov 2019	0902_MW086_191115	Normal	NSW_0902_PFASOMP	<0.01	<0.01	<0.02	<0.01	<0.01	<0.02	<0.02	<0.02	<0.02	<0.1	<0.02	<0.02	<0.02	<0.02	<0.02	<0.02	<0.02	<0.02	<0.05	<0.05	<0.05	<0.05	<0.05	<0.02	<0.05	<0.02	<0.05	<0.05	<0.02	<0.05
MW086	13 May 2020	0902_MW086_200513	Normal	NSW_0902_PFASOMP	<0.01	<0.01	<0.02	<0.01	<0.01	<0.02	<0.02	<0.02	<0.02	<0.1	<0.02	<0.02	<0.02	<0.02	<0.02	<0.02	<0.02	<0.02	<0.05	<0.05	<0.05	<0.05	<0.05	<0.02	<0.05	<0.02	<0.05	<0.05	<0.02	<0.05
MW086	09 Nov 2020	0902_MW086_201109	Normal	NSW_0902_PFASOMP	<0.01	<0.01	<0.02	<0.01	<0.01	<0.02	<0.02	<0.02	<0.02	<0.1	<0.02	<0.02	<0.02	<0.02	<0.02	<0.02	<0.02	<0.02	<0.05	<0.05	<0.05	<0.05	<0.05	<0.02	<0.05	<0.02	<0.05	<0.05	<0.02	<0.05
MW086	03 May 2021	0902_MW086_210503	Normal	NSW_0902_PFASOMP	<0.01	<0.01	<0.02	<0.01	<0.01	<0.02	<0.02	<0.02	<0.02	<0.1	<0.02	<0.02	<0.02	<0.02	<0.02	<0.02	<0.02	<0.02	<0.05	<0.05	<0.05	<0.05	<0.05	<0.02	<0.05	<0.02	<0.05	<0.05	<0.02	<0.05
MW086	22 Nov 2021	0902_MW086_211122	Normal	NSW_0902_PFASOMP	<0.01	<0.01	<0.01	<0.01	<0.01	<0.02	<0.02	<0.02	<0.02	<0.1	<0.02	<0.02	<0.02	<0.02	<0.02	<0.02	<0.02	<0.02	<0.05	<0.05	<0.05	<0.05	<0.05	<0.02	<0.05	<0.02	<0.05	<0.05	<0.02	<0.05
MW091	17 Nov 2017	0902_MW91_171117	Normal	NSW_0902_PFAS	<0.01	<0.01	<0.02	<0.01	<0.01	<0.02	<0.02	<0.02	<0.02	<0.1	<0.02	<0.02	<0.02	<0.02	<0.02	<0.02	<0.02	<0.02	<0.05	<0.05	<0.05	<0.05	<0.05	<0.02	<0.05	<0.02	<0.05	<0.05	<0.02	<0.05
MW091	13 May 2020	0902_MW091_200513	Normal	NSW_0902_PFASOMP	<0.01	0.03	0.03	0.06	0.06	<0.02	<0.02	<0.02	<0.02	<0.1	<0.02	<0.02	<0.02	<0.02	<0.02	<0.02	<0.02	<0.02	<0.05	<0.05	<0.05	<0.05	<0.05	<0.02	<0.05	<0.02	<0.05	<0.05	<0.02	<0.05
MW091	09 Nov 2020	0902_MW091_201109	Normal	NSW_0902_PFASOMP	<0.01	0.03	0.02	0.05	0.05	<0.02	<0.02	<0.02	<0.02	<0.1	<0.02	<0.02	<0.02	<0.02	<0.02	<0.02	<0.02	<0.02	<0.05	<0.05	<0.05	<0.05	<0.05	<0.02	<0.05	<0.02	<0.05	<0.05	<0.02	<0.05
MW091	03 May 2021	0902_MW091_210503	Normal	NSW_0902_PFASOMP	<0.01	0.03	0.04	0.07	0.07	<0.02	<0.02	<0.02	<0.02	<0.1	<0.02	<0.02	<0.02	<0.02	<0.02	<0.02	<0.02	<0.02	<0.05	<0.05	<0.05	<0.05	<0.05	<0.02	<0.05	<0.02	<0.05	<0.05	<0.02	<0.05

Table T8 - Historical Groundwater Analytical Results

					PFAS					PFAS - Perfluoroalkyl Sulfonic Acids				PFAS - Perfluoroalkyl Carboxylic Acids										PFAS - (n:2) Fluorotelomer Sulfonic Acids				PFAS - Perfluoroalkyl Sulfonamides						
					Perfluorooctanoic acid (PFOA)	Perfluorooctane sulfonic acid (PFOS)	Perfluorohexane sulfonic acid (PFHxS)	Sum of PFHxS and PFOS	Sum of PFAS	Perfluorobutane sulfonic acid (PFBS)	Perfluoropentane sulfonic acid (PFPeS)	Perfluoroheptane sulfonic acid (PFHpS)	Perfluorodecane sulfonic acid (PFDS)	Perfluorobutanoic acid (PFBA)	Perfluoropentanoic acid (PFPeA)	Perfluorohexanoic acid (PFHxA)	Perfluoroheptanoic acid (PFHpA)	Perfluorononanoic acid (PFNA)	Perfluorodecanoic acid (PFDA)	Perfluoroundecanoic acid (PFUnDA)	Perfluorododecanoic acid (PFDoDA)	Perfluorotridecanoic acid (PFTrDA)	Perfluorotetradecanoic acid (PFTeDA)	4:2 Fluorotelomer sulfonic acid (4:2 FTS)	6:2 Fluorotelomer sulfonic acid (6:2 FTS)	8:2 Fluorotelomer sulfonic acid (8:2 FTS)	10:2 Fluorotelomer sulfonic acid (10:2 FTS)	Perfluorooctane sulfonamide (FOSA)	N-Methyl perfluorooctane sulfonamide (MeFOSA)	N-Methyl perfluorooctane sulfonamidoacetic acid (MeFOSAA)	N-methyl perfluorooctane sulfonamidoethanol (MeFOSE)	N-Ethyl perfluorooctane sulfonamide (EtFOSA)	N-Ethyl perfluorooctane sulfonamidoacetic acid (EtFOSAA)	N-Ethyl perfluorooctane sulfonamidoethanol (EtFOSE)
					µg/L	µg/L	µg/L	µg/L	µg/L	µg/L	µg/L	µg/L	µg/L	µg/L	µg/L	µg/L	µg/L	µg/L	µg/L	µg/L	µg/L	µg/L	µg/L	µg/L	µg/L	µg/L	µg/L	µg/L	µg/L	µg/L	µg/L	µg/L	µg/L	µg/L
MW091	25 Nov 2021	0902_MW091_211125	Normal	NSW_0902_PFASOMP	<0.01	0.02	0.02	0.04	0.04	<0.02	<0.02	<0.02	<0.02	<0.1	<0.02	<0.02	<0.02	<0.02	<0.02	<0.02	<0.02	<0.05	<0.05	<0.05	<0.05	<0.05	<0.02	<0.05	<0.02	<0.05	<0.05	<0.02	<0.05
MW091	30 May 2022	0902_MW091_220530	Normal	NSW_0902_PFASOMP	<0.01	0.03	0.06	**0.09**	0.09	<0.02	<0.02	<0.02	<0.02	<0.1	<0.02	<0.02	<0.02	<0.02	<0.02	<0.02	<0.02	<0.05	<0.05	<0.05	<0.05	<0.05	<0.02	<0.05	<0.02	<0.05	<0.05	<0.02	<0.05
MW091	07 Nov 2022	0902_MW091_221107	Normal	NSW_0902_PFASOMP	<0.01	0.02	0.05	0.07	0.07	<0.02	<0.02	<0.02	<0.02	<0.1	<0.02	<0.02	<0.02	<0.02	<0.02	<0.02	<0.02	<0.05	<0.05	<0.05	<0.05	<0.05	<0.02	<0.05	<0.02	<0.05	<0.05	<0.02	<0.05
MW091	10 May 2023	0902_MW091_230510	Normal	NSW_0902_PFASOMP_23	<0.01	0.04	0.03	0.07	0.07	<0.02	<0.02	<0.02	<0.02	<0.1	<0.02	<0.02	<0.02	<0.02	<0.02	<0.02	<0.02	<0.05	<0.05	<0.05	<0.05	<0.05	<0.02	<0.05	<0.02	<0.05	<0.05	<0.02	<0.05
MW091	24 Nov 2023	0902_MW091_231124	Normal	NSW_0902_PFASOMP_23	<0.01	0.02	0.01	0.03	0.03	<0.02	<0.02	<0.02	<0.02	<0.1	<0.02	<0.02	<0.02	<0.02	<0.02	<0.02	<0.02	<0.05	<0.05	<0.05	<0.05	<0.05	<0.02	<0.05	<0.02	<0.05	<0.05	<0.02	<0.05
MW092	17 Nov 2017	0902_MW92_171117	Normal	NSW_0902_PFAS	<0.01	<0.01	<0.02	<0.01	<0.01	<0.02	<0.02	<0.02	<0.02	<0.1	<0.02	<0.02	<0.02	<0.02	<0.02	<0.02	<0.02	<0.05	<0.05	<0.05	<0.05	<0.05	<0.02	<0.05	<0.02	<0.05	<0.05	<0.02	<0.05
MW092	11 Nov 2019	0902_MW092_191111	Normal	NSW_0902_PFASOMP	<0.01	<0.01	<0.02	<0.01	<0.01	<0.02	<0.02	<0.02	<0.02	<0.1	<0.02	<0.02	<0.02	<0.02	<0.02	<0.02	<0.02	<0.05	<0.05	<0.05	<0.05	<0.05	<0.02	<0.05	<0.02	<0.05	<0.05	<0.02	<0.05
MW092	13 May 2020	0902_MW092_200513	Normal	NSW_0902_PFASOMP	<0.01	<0.01	<0.02	<0.01	<0.01	<0.02	<0.02	<0.02	<0.02	<0.1	<0.02	<0.02	<0.02	<0.02	<0.02	<0.02	<0.02	<0.05	<0.05	<0.05	<0.05	<0.05	<0.02	<0.05	<0.02	<0.05	<0.05	<0.02	<0.05
MW092	13 Nov 2020	0902_MW092_201113	Normal	NSW_0902_PFASOMP	<0.01	<0.01	<0.02	<0.01	<0.01	<0.02	<0.02	<0.02	<0.02	<0.1	<0.02	<0.02	<0.02	<0.02	<0.02	<0.02	<0.02	<0.05	<0.05	<0.05	<0.05	<0.05	<0.02	<0.05	<0.02	<0.05	<0.05	<0.02	<0.05
MW092	06 May 2021	0902_MW092_210506	Normal	NSW_0902_PFASOMP	<0.01	<0.01	<0.02	<0.01	<0.01	<0.02	<0.02	<0.02	<0.02	<0.1	<0.02	<0.02	<0.02	<0.02	<0.02	<0.02	<0.02	<0.05	<0.05	<0.05	<0.05	<0.05	<0.02	<0.05	<0.02	<0.05	<0.05	<0.02	<0.05
MW092	25 Nov 2021	0902_MW092_211125	Normal	NSW_0902_PFASOMP	<0.01	<0.01	<0.01	<0.01	<0.01	<0.02	<0.02	<0.02	<0.02	<0.1	<0.02	<0.02	<0.02	<0.02	<0.02	<0.02	<0.02	<0.05	<0.05	<0.05	<0.05	<0.05	<0.02	<0.05	<0.02	<0.05	<0.05	<0.02	<0.05
MW092	31 May 2022	0902_MW092_220531	Normal	NSW_0902_PFASOMP	<0.01	<0.01	<0.01	<0.01	<0.01	<0.02	<0.02	<0.02	<0.02	<0.1	<0.02	<0.02	<0.02	<0.02	<0.02	<0.02	<0.02	<0.05	<0.05	<0.05	<0.05	<0.05	<0.02	<0.05	<0.02	<0.05	<0.05	<0.02	<0.05
MW092	07 Nov 2022	0902_MW092_221107	Normal	NSW_0902_PFASOMP	<0.01	<0.01	<0.01	<0.01	<0.01	<0.02	<0.02	<0.02	<0.02	<0.1	<0.02	<0.02	<0.02	<0.02	<0.02	<0.02	<0.02	<0.05	<0.05	<0.05	<0.05	<0.05	<0.02	<0.05	<0.02	<0.05	<0.05	<0.02	<0.05
MW092	10 May 2023	0902_MW092_230510	Normal	NSW_0902_PFASOMP_23	<0.01	<0.01	<0.01	<0.01	<0.01	<0.02	<0.02	<0.02	<0.02	<0.1	<0.02	<0.02	<0.02	<0.02	<0.02	<0.02	<0.02	<0.05	<0.05	<0.05	<0.05	<0.05	<0.02	<0.05	<0.02	<0.05	<0.05	<0.02	<0.05
MW092	27 Nov 2023	0902_MW092_231127	Normal	NSW_0902_PFASOMP_23	<0.01	<0.01	<0.01	<0.01	<0.01	<0.02	<0.02	<0.02	<0.02	<0.1	<0.02	<0.02	<0.02	<0.02	<0.02	<0.02	<0.02	<0.05	<0.05	<0.05	<0.05	<0.05	<0.02	<0.05	<0.02	<0.05	<0.05	<0.02	<0.05
MW106	11 Jun 2020	0902_MW106_200611	Normal	NSW_0902_PFASMGMT	0.03	0.16	0.64	**0.8**	1.35	0.13	0.15	0.03	<0.02	<0.1	0.03	0.18	<0.02	<0.02	<0.02	<0.02	<0.02	<0.05	<0.05	<0.05	<0.05	<0.05	<0.02	<0.05	<0.02	<0.05	<0.05	<0.02	<0.05
MW106	09 Nov 2020	0902_MW106_201109	Normal	NSW_0902_PFASMGMT	0.02	0.09	0.47	**0.56**	0.93	0.09	0.08	0.02	<0.02	<0.1	0.03	0.13	<0.02	<0.02	<0.02	<0.02	<0.02	<0.05	<0.05	<0.05	<0.05	<0.05	<0.02	<0.05	<0.02	<0.05	<0.05	<0.02	<0.05
MW106	24 Nov 2021	0902_MW106_211124	Normal	NSW_0902_PFASOMP	0.08	0.97	1.89	**2.86**	4.14	0.34	0.2	0.11	<0.02	<0.1	0.07	0.44	0.04	<0.02	<0.02	<0.02	<0.02	<0.05	<0.05	<0.05	<0.05	<0.05	<0.02	<0.05	<0.02	<0.05	<0.05	<0.02	<0.05
MW106	24 Nov 2021	0902_QC107_211124	Field_D	NSW_0902_PFASOMP	0.05	0.53	1.29	**1.82**	2.75	0.23	0.18	0.06	<0.02	<0.1	0.06	0.32	0.03	<0.02	<0.02	<0.02	<0.02	<0.05	<0.05	<0.05	<0.05	<0.05	<0.02	<0.05	<0.02	<0.05	<0.05	<0.02	<0.05
MW106	31 May 2022	0902_MW106_220531	Normal	NSW_0902_PFASOMP	<0.01	0.07	0.5	**0.57**	0.66	0.04	0.05	<0.02	<0.02	<0.1	<0.02	<0.02	<0.02	<0.02	<0.02	<0.02	<0.02	<0.05	<0.05	<0.05	<0.05	<0.05	<0.02	<0.05	<0.02	<0.05	<0.05	<0.02	<0.05
MW106	08 Nov 2022	0902_MW106_221108	Normal	NSW_0902_PFASOMP	0.08	1.64	2.2	**3.84**	5.1	0.27	0.32	0.13	<0.02	<0.1	0.07	0.34	0.05	<0.02	<0.02	<0.02	<0.02	<0.05	<0.05	<0.05	<0.05	<0.05	<0.02	<0.05	<0.02	<0.05	<0.05	<0.02	<0.05
MW106	08 Nov 2022	0902_QC213_221108	Interlab_D	NSW_0902_PFASOMP	0.07	1.1	1.9	**3**	4.2	0.27	0.3	0.12	<0.02	0.04	0.06	0.27	0.04	<0.01	<0.02	<0.02	<0.05	<0.1	<0.5	<0.01	<0.01	<0.02	<0.02	<0.1	<0.05	<0.02	<0.05	<0.1	<0.02	<0.5
MW106	07 Dec 2022	0902_MW106_221207	Normal	NSW_0902_PFASMGMT	0.09	0.97	1.8	**2.8**	3.9	0.24	0.26	0.11	<0.02	0.03	0.06	0.29	0.04	<0.01	<0.02	<0.02	<0.05	<0.1	<0.5	<0.01	<0.01	<0.02	<0.02	<0.1	<0.05	<0.02	<0.05	<0.1	<0.02	<0.5
MW106	08 May 2023	0902_MW106_230508	Normal	NSW_0902_PFASOMP_23	0.05	0.86	1.28	**2.14**	2.92	0.18	0.22	0.09	<0.02	<0.1	0.05	0.17	0.02	<0.02	<0.02	<0.02	<0.02	<0.05	<0.05	<0.05	<0.05	<0.05	<0.02	<0.05	<0.02	<0.05	<0.05	<0.02	<0.05
MW106	24 Nov 2023	0902_MW106_231124	Normal	NSW_0902_PFASOMP_23	0.03	0.68	1.2	**1.88**	2.4	0.13	0.19	0.05	<0.02	<0.1	0.02	0.1	<0.02	<0.02	<0.02	<0.02	<0.02	<0.05	<0.05	<0.05	<0.05	<0.05	<0.02	<0.05	<0.02	<0.05	<0.05	<0.02	<0.05
MW107D	11 Jun 2020	0902_MW107_D_200611	Normal	NSW_0902_PFASMGMT	0.07	0.4	1.71	**2.11**	3.15	0.19	0.25	0.07	<0.02	<0.1	0.05	0.37	0.04	<0.02	<0.02	<0.02	<0.02	<0.05	<0.05	<0.05	<0.05	<0.05	<0.02	<0.05	<0.02	<0.05	<0.05	<0.02	<0.05
MW107D	10 Nov 2020	0902_MW107_D_201110	Normal	NSW_0902_PFASMGMT	0.06	0.25	1.16	**1.41**	2.2	0.13	0.14	0.04	<0.02	<0.1	0.06	0.32	0.04	<0.02	<0.02	<0.02	<0.02	<0.05	<0.05	<0.05	<0.05	<0.05	<0.02	<0.05	<0.02	<0.05	<0.05	<0.02	<0.05
MW107D	23 Nov 2021	0902_MW107D_211123	Normal	NSW_0902_PFASOMP	**2.07**	7.51	14.2	**21.7**	42.7	3.29	2.79	0.97	<0.02	0.8	1.45	8.38	1.11	<0.02	<0.02	<0.02	<0.02	<0.05	<0.05	0.12	<0.05	<0.05	<0.02	<0.05	<0.02	<0.05	<0.05	<0.02	<0.05
MW107D	23 Nov 2021	0902_QC204_211123	Interlab_D	NSW_0902_PFASOMP	**1.9**	7.6	15	**23**	41	2.7	2.7	0.84	<0.02	0.97	1.4	7	1.1	<0.01	<0.02	<0.02	<0.05	<0.1	<0.5	<0.01	0.1	<0.02	<0.02	<0.1	<0.05	<0.02	<0.05	<0.1	<0.02	<0.5
MW107D	24 May 2022	0902_MW107D_220524	Normal	NSW_0902_PFASOMP	0.16	1.69	5.85	**7.54**	11	0.67	0.8	0.3	<0.02	0.1	0.2	1.03	0.17	<0.02	<0.02	<0.02	<0.02	<0.05	<0.05	<0.05	<0.05	<0.05	<0.02	<0.05	<0.02	<0.05	<0.05	<0.02	<0.05
MW107D	10 Nov 2022	0902_MW107D_221110	Normal	NSW_0902_PFASOMP	0.18	1.16	3.43	**4.59**	6.61	0.35	0.42	0.1	<0.02	<0.1	0.14	0.73	0.1	<0.02	<0.02	<0.02	<0.02	<0.05	<0.05	<0.05	<0.05	<0.05	<0.02	<0.05	<0.02	<0.05	<0.05	<0.02	<0.05
MW107D	08 May 2023	0902_MW107D_230508	Normal	NSW_0902_PFASOMP_23	**0.63**	4.53	5.2	**9.73**	15.2	0.86	0.95	0.42	<0.02	0.2	0.44	1.65	0.29	<0.02	<0.02	<0.02	<0.02	<0.05	<0.05	<0.05	<0.05	<0.05	<0.02	<0.05	<0.02	<0.05	<0.05	<0.02	<0.05
MW107D	08 May 2023	0902_QC102_230508	Field_D	NSW_0902_PFASOMP_23	0.22	1.88	3.19	**5.07**	7.25	0.36	0.46	0.17	<0.02	<0.1	0.14	0.72	0.11	<0.02	<0.02	<0.02	<0.02	<0.05	<0.05	<0.05	<0.05	<0.05	<0.02	<0.05	<0.02	<0.05	<0.05	<0.02	<0.05
MW107D	08 May 2023	0902_QC202_230508	Interlab_D	NSW_0902_PFASOMP_23	0.13	0.89	2.8	**3.7**	5.4	0.29	0.33	0.12	<0.02	0.06	0.1	0.55	0.07	<0.01	<0.02	<0.02	<0.05	<0.1	<0.5	<0.01	<0.01	<0.02	<0.02	<0.1	<0.05	<0.02	<0.05	<0.1	<0.02	<0.5
MW107D	20 Nov 2023	0902_MW107D_231120	Normal	NSW_0902_PFASOMP_23	0.26	1.68	4.03	**5.71**	8.69	0.49	0.66	0.21	<0.02	<0.1	0.19	1.02	0.15	<0.02	<0.02	<0.02	<0.02	<0.05	<0.05	<0.05	<0.05	<0.05	<0.02	<0.05	<0.02	<0.05	<0.05	<0.02	<0.05
MW107I	11 Jun 2020	0902_MW107_I_200611	Normal	NSW_0902_PFASMGMT	0.19	1.16	3.84	**5**	7.51	0.43	0.62	0.19	<0.02	<0.1	0.13	0.84	0.11	<0.02	<0.02	<0.02	<0.02	<0.05	<0.05	<0.05	<0.05	<0.05	<0.02	<0.05	<0.02	<0.05	<0.05	<0.02	<0.05
MW107I	11 Jun 2020	0902_QC200_200611	Interlab_D	NSW_0902_PFASMGMT	0.22	1.1	3.4	**4.5**	7	0.43	0.44	0.18	<0.02	0.09	0.1	0.82	0.1	<0.01	<0.02	<0.02	<0.05	<0.1	<0.5	<0.01	<0.01	<0.02	<0.02	<0.1	<0.05	<0.02	<0.05	<0.1	<0.02	<0.5
MW107I	10 Nov 2020	0902_MW107_I_201110	Normal	NSW_0902_PFASMGMT	**1.24**	1.95	9.56	**11.5**	23.1	1.77	2.16	0.53	<0.02	0.6	0.81	3.8	0.65	<0.02	<0.02	<0.02	<0.02	<0.05	<0.05	<0.05	<0.05	<0.05	<0.02	<0.05	<0.02	<0.05	<0.05	<0.02	<0.05
MW107I	10 Nov 2020	0902_QC100_201110	Field_D	NSW_0902_PFASMGMT	**0.96**	1.54	7.47	**9.01**	17.9	1.35	1.69	0.41	<0.02	0.4	0.64	2.98	0.5	<0.02	<0.02	<0.02	<0.02	<0.05	<0.05	<0.05	<0.05	<0.05	<0.02	<0.05	<0.02	<0.05	<0.05	<0.02	<0.05
MW107I	23 Nov 2021	0902_MW107I_211123	Normal	NSW_0902_PFASOMP	**0.77**	2.67	7.05	**9.72**	17.3	1.28	0.94	0.38	<0.02	0.2	0.48	3.08	0.41	<0.02	<0.02	<0.02	<0.02	<0.05	<0.05	<0.05	<0.05	<0.05	<0.02	<0.05	<0.02	<0.05	<0.05	<0.02	<0.05
MW107I	23 Nov 2021	0902_QC104_211123	Field_D	NSW_0902_PFASOMP	**2.32**	7.88	18.8	**26.7**	49.7	3.48	3.4	1.15	<0.02	0.9	1.42	9.18	1.19	<0.02	<0.02	<0.02	<0.02	<0.05	<0.05	<0.05	<0.05	<0.05	<0.02	<0.05	<0.02	<0.05	<0.05	<0.02	<0.05
MW107I	24 May 2022	0902_MW107I_220524	Normal	NSW_0902_PFASOMP	**32.4**	156	255	**411**	679	32.6	44.3	22.7	0.08	11.5	18.9	87.7	17.9	0.09	<0.02	<0.02	<0.02	<0.02	<0.05	<0.05	<0.05	<0.05	<0.05	<0.02	<0.05	<0.02	<0.05	<0.05	<0.02	<0.05
MW107I	16 Jun 2022	0902_MW107I_220616	Normal	NSW_0902_PFASOMP	**75.6**	266	500	**766**	1,340	71.7	91.3	52.8	0.13	23	43.1	178	37	0.2	<0.04	<0.04	<0.04	<0.04	<0.11	<0.05	0.1	<0.05	<0.05	<0.04	<0.11	<0.04	<0.11	<0.11	<0.04	<0.11
MW107I	14 Jul 2022	0902_MW107I_220714	Normal	NSW_0902_PFASOMP	**10.6**	62.7	92.6	**155**	244	12.2	15.3	5.33	<0.02	4	6.14	29.7	5.18	0.05	<0.02	<0.02	<0.02	<0.02	<0.05	<0.05	<0.05	<0.05	<0.05	<0.02	<0.05	<0.02	<0.05	<0.05	<0.02	<0.05
MW107I	14 Jul 2022	0902_QC101_220714	Field_D	NSW_0902_PFASOMP	**12**	64.7	96.7	**161**	258	13.9	15	6.08	<0.02	4.4	6.84	32.6	5.87	0.05	<0.02	<0.02	<0.02	<0.02	<0.05	<0.05	<0.05	<0.05	<0.05	<0.02	<0.05	<0.02	<0.05	<0.05	<0.02	<0.05
MW107I	10 Nov 2022	0902_MW107I_221110	Normal	NSW_0902_PFASOMP	**95**	370	728	**1,100**	1,780	91.4	120	37.4	0.14	26.6	41.2	227	40.4	0.24	<0.05	<0.05	<0.05	<0.05	<0.12	<0.05	0.11	<0.05	<0.05	<0.05	<0.12	<0.05	<0.12	<0.12	<0.05	<0.12
MW107I	12 Jan 2023	0902_MW107I_230112	Normal	NSW_0902_PFASMGMT	**6.5**	53	64	**120**	180	11	11	4.2	<0.02	4.3	4.4	20	2.8	0.04	<0.02	<0.02	<0.05	<0.1	<0.5	<0.01	0.01	<0.02	<0.02	<0.1	<0.05	<0.02	<0.05	<0.1	<0.02	<0.5
MW107I	09 May 2023	0902_MW107I_230509	Normal	NSW_0902_PFASOMP_23	**6.91**	70.2	61.8	**132**	197	10.8	11.7	3.23	<0.02	3.5	5.36	20.1	3.84	0.05	<0.02	<0.02	<0.02	<0.02	<0.05	<0.05	<0.05	<0.05	<0.05	<0.02	<0.05	<0.02	<0.05	<0.05	<0.02	<0.05
MW107I	20 Nov 2023	0902_MW107I_231120	Normal	NSW_0902_PFASOMP_23	**7.5**	57.5	74.5	**132**	208	11	15.8	3.73	<0.02	3.5	5.5	25	4.41	0.04	<0.02	<0.02	<0.02	<0.02	<0.05	<0.05	<0.05	<0.05	<0.05	<0.02	<0.05	<0.02	<0.05	<0.05	<0.02	<0.05
MW108	11 Jun 2020	0902_MW108_200611	Normal	NSW_0902_PFASMGMT	<0.01	0.03	0.34	**0.37**	0.73	0.11	0.12	<0.02	<0.02	<0.1	0.02	0.11	<0.02	<0.02	<0.02	<0.02	<0.02	<0.05	<0.05	<0.05	<0.05	<0.05	<0.02	<0.05	<0.02	<0.05	<0.05	<0.02	<0.05
MW108	11 Nov 2020	0902_MW108_201111	Normal	NSW_0902_PFASMGMT	0.1	0.38	0.45	**0.83**	1.45	0.13	0.05	0.03	<0.02	<0.1	0.08	0.2	0.03	<0.02	<0.02	<0.02	<0.02	<0.05	<0.05	<0.05	<0.05	<0.05	<0.02	<0.05	<0.02	<0.05	<0.05	<0.02	<0.05
MW108	11 Nov 2020	0902_QC200_201111	Interlab_D	NSW_0902_PFASMGMT	0.11	0.4	0.49	**0.9**	1.7	0.14	0.09	0.03	<0.02	0.1	0.09	0.19	0.04	0.01	<0.02	<0.02	<0.05	<0.1	<0.5	<0.01	<0.01	<0.02	<0.02	<0.1	<0.05	<0.02	<0.05	<0.1	<0.02	<0.5
MW108	23 Nov 2021	0902_MW108_211123	Normal	NSW_0902_PFASOMP	0.13	0.62	0.88	**1.5**	2.67	0.3	0.12	0.05	<0.02	<0.1	0.12	0.34	0.08	0.03	<0.02	<0.02	<0.02	<0.02	<0.05	<0.05	<0.05	<0.05	<0.05	<0.02	<0.05	<0.02	<0.05	<0.05	<0.02	<0.05
MW108	23 Nov 2021	0902_QC105_211123	Field_D	NSW_0902_PFASOMP	0.16	0.8	0.95	**1.75**	3.2	0.33	0.13	0.05	<0.02	0.1	0.14	0.42	0.09	0.03	<0.02	<0.02	<0.02	<0.02	<0.05	<0.05	<0.05	<0.05	<0.05	<0.02	<0.05	<0.02	<0.05	<0.05	<0.02	<0.05
MW108	26 May 2022	0902_MW108_220526	Normal	NSW_0902_PFASOMP	0.02	0.08	0.97	**1.05**	1.82	0.25	0.24	<0.02	<0.02	<0.1	0.04	0.2	0.02	<0.02	<0.02	<0.02	<0.02	<0.05	<0.05	<0.05	<0.05	<0.05	<0.02	<0.05	<0.02	<0.05	<0.05	<0.02	<0.05
MW108	26 May 2022	0902_QC203_220526	Interlab_D	NSW_0902_PFASOMP	0.01	0.05	0.64	**0.7**	1.3	0.22	0.17	<0.01	<0.02	0.03	0.03	0.17	0.02	<0.01	<0.02	<0.02	<0.05	<0.1	<0.5	<0.01	<0.01	<0.02	<0.02	<0.1	<0.05	<0.02	<0.05	<0.1	<0.02	<0.5
MW108	11 Nov 2022	0902_MW108_221111	Normal	NSW_0902_PFASOMP	<0.01	0.03	0.45	**0.48**	0.8	0.11	0.11	<0.02	<0.02	<0.1	<0.02	0.1	<0.02	<0.02	<0.02	<0.02	<0.02	<0.05	<0.05	<0.05	<0.05	<0.05	<0.02	<0.05	<0.02	<0.05	<0.05	<0.02	<0.05
MW108	07 Dec 2022	0902_MW108_221207	Normal	NSW_0902_PFASMGMT	0.02	0.28	0.47	**0.75**	1.2	0.12	0.1	0.01	<0.02	0.04	0.04	0.13	0.02	<0.01	<0.02	<0.02	<0.05	<0.1	<0.5	<0.01	<0.01	<0.02	<0.02	<0.1	<0.05	<0.02	<0.05	<0.1	<0.02	<0.5
MW108	08 May 2023	0902_MW108_230508	Normal	NSW_0902_PFASOMP_23	0.01	0.1	0.5	**0.6**	1.02	0.14	0.12	<0.02	<0.02	<0.1	0.03	0.12	<0.02	<0.02	<0.02	<0.02	<0.02	<0.05	<0.05	<0.05	<0.05	<0.05	<0.02	<0.05	<0.02	<0.05	<0.05	<0.02	<0.05
MW108	20 Nov 2023	0902_MW108_231120	Normal	NSW_0902_PFASOMP_23	0.09	1.75	1.31	**3.06**	4.35	0.28	0.25	0.07	<0.02	0.1	0.11	0.33	0.06	<0.02	<0.02	<0.02	<0.02	<0.05	<0.05	<0.05	<0.05	<0.05	<0.02	<0.05	<0.02	<0.05	<0.05	<0.02	<0.05
MW109	11 Jun 2020	0902_MW109_200611	Normal	NSW_0902_PFASMGMT	0.07	1.36	1.01	**2.37**	3.22	0.14	0.19	0.06	<0.02	<0.1	0.05	0.25	0.04	<0.02	<0.02	<0.02	<0.02	<0.05	<0.05	0.05	<0.05	<0.05	<0.02	<0.05	<0.02	<0.05	<0.05	<0.02	<0.05
MW109	09 Nov 2020	0902_MW109_201109	Normal	NSW_0902_PFASMGMT	0.09	1.74	1.36	**3.1**	4.07	0.18	0.2	0.08	<0.02	<0.1	0.07	0.3	0.05	<0.02	<0.02	<0.02	<0.02	<0.05	<0.05	<0.05	<0.05	<0.05	<0.02	<0.05	<0.02	<0.05	<0.05	<0.02	<0.05

Table T8 - Historical Groundwater Analytical Results

					PFAS					PFAS - Perfluoroalkyl Sulfonic Acids				PFAS - Perfluoroalkyl Carboxylic Acids										PFAS - (n:2) Fluorotelomer Sulfonic Acids				PFAS - Perfluoroalkyl Sulfonamides						
					Perfluorooctanoic acid (PFOA)	Perfluorooctane sulfonic acid (PFOS)	Perfluorohexane sulfonic acid (PFHxS)	Sum of PFHxS and PFOS	Sum of PFAS	Perfluorobutane sulfonic acid (PFBS)	Perfluoropentane sulfonic acid (PFPeS)	Perfluoroheptane sulfonic acid (PFHpS)	Perfluorodecane sulfonic acid (PFDS)	Perfluorobutanoic acid (PFBA)	Perfluoropentanoic acid (PFPeA)	Perfluorohexanoic acid (PFHxA)	Perfluoroheptanoic acid (PFHpA)	Perfluorononanoic acid (PFNA)	Perfluorodecanoic acid (PFDA)	Perfluoroundecanoic acid (PFUnDA)	Perfluorododecanoic acid (PFDoDA)	Perfluorotridecanoic acid (PFTrDA)	Perfluorotetradecanoic acid (PFTeDA)	4:2 Fluorotelomer sulfonic acid (4:2 FTS)	6:2 Fluorotelomer sulfonic acid (6:2 FTS)	8:2 Fluorotelomer sulfonic acid (8:2 FTS)	10:2 Fluorotelomer sulfonic acid (10:2 FTS)	Perfluorooctane sulfonamide (FOSA)	N-Methyl perfluorooctane sulfonamide (MeFOSA)	N-Methyl perfluorooctane sulfonamidoacetic acid (MeFOSAA)	N-methyl perfluorooctane sulfonamidoethanol (MeFOSE)	N-Ethyl perfluorooctane sulfonamide (EtFOSA)	N-Ethyl perfluorooctane sulfonamidoacetic acid (EtFOSAA)	N-Ethyl perfluorooctane sulfonamidoethanol (EtFOSE)
					µg/L	µg/L	µg/L	µg/L	µg/L	µg/L	µg/L	µg/L	µg/L	µg/L	µg/L	µg/L	µg/L	µg/L	µg/L	µg/L	µg/L	µg/L	µg/L	µg/L	µg/L	µg/L	µg/L	µg/L	µg/L	µg/L	µg/L	µg/L	µg/L	µg/L
MW109	22 Nov 2021	0902_MW109_211122	Normal	NSW_0902_PFASOMP	0.2	*3.5*	2.87	**6.37**	8.59	0.5	0.41	0.19	<0.02	<0.1	0.12	0.69	0.11	<0.02	<0.02	<0.02	<0.02	<0.02	<0.05	<0.05	<0.05	<0.05	<0.05	<0.02	<0.05	<0.02	<0.05	<0.05	<0.02	<0.05
MW109	22 Nov 2021	0902_QC100_211122	Field_D	NSW_0902_PFASOMP	0.19	*3.21*	2.76	**5.97**	8.12	0.49	0.39	0.18	<0.02	<0.1	0.12	0.68	0.1	<0.02	<0.02	<0.02	<0.02	<0.02	<0.05	<0.05	<0.05	<0.05	<0.05	<0.02	<0.05	<0.02	<0.05	<0.05	<0.02	<0.05
MW109	27 May 2022	0902_MW109_220527	Normal	NSW_0902_PFASOMP	0.12	*3.14*	1.97	**5.11**	6.54	0.3	0.31	0.13	<0.02	<0.1	0.1	0.38	0.09	<0.02	<0.02	<0.02	<0.02	<0.02	<0.05	<0.05	<0.05	<0.05	<0.05	<0.02	<0.05	<0.02	<0.05	<0.05	<0.02	<0.05
MW109	08 Nov 2022	0902_MW109_221108	Normal	NSW_0902_PFASOMP	0.18	*3.81*	2.6	**6.41**	8.15	0.32	0.36	0.14	<0.02	<0.1	0.12	0.52	0.1	<0.02	<0.02	<0.02	<0.02	<0.02	<0.05	<0.05	<0.05	<0.05	<0.05	<0.02	<0.05	<0.02	<0.05	<0.05	<0.02	<0.05
MW109	08 May 2023	0902_MW109_230508	Normal	NSW_0902_PFASOMP_23	0.17	*3.62*	2.44	**6.06**	7.78	0.32	0.38	0.14	<0.02	<0.1	0.12	0.5	0.09	<0.02	<0.02	<0.02	<0.02	<0.02	<0.05	<0.05	<0.05	<0.05	<0.05	<0.02	<0.05	<0.02	<0.05	<0.05	<0.02	<0.05
MW109	20 Nov 2023	0902_MW109_231120	Normal	NSW_0902_PFASOMP_23	0.19	*3.42*	2.7	**6.12**	8.08	0.34	0.44	0.16	<0.02	<0.1	0.13	0.58	0.12	<0.02	<0.02	<0.02	<0.02	<0.02	<0.05	<0.05	<0.05	<0.05	<0.05	<0.02	<0.05	<0.02	<0.05	<0.05	<0.02	<0.05
MW110	11 Jun 2020	0902_MW110_200611	Normal	NSW_0902_PFASMGMT	0.01	*0.03*	0.52	**0.55**	1.09	0.14	0.16	<0.02	<0.02	<0.1	0.04	0.19	<0.02	<0.02	<0.02	<0.02	<0.02	<0.02	<0.05	<0.05	<0.05	<0.05	<0.05	<0.02	<0.05	<0.02	<0.05	<0.05	<0.02	<0.05
MW110	09 Nov 2020	0902_MW110_201109	Normal	NSW_0902_PFASMGMT	<0.01	*0.01*	0.35	**0.36**	0.65	0.08	0.08	<0.02	<0.02	<0.1	0.02	0.11	<0.02	<0.02	<0.02	<0.02	<0.02	<0.02	<0.05	<0.05	<0.05	<0.05	<0.05	<0.02	<0.05	<0.02	<0.05	<0.05	<0.02	<0.05
MW110	22 Nov 2021	0902_MW110_211122	Normal	NSW_0902_PFASOMP	0.05	*0.1*	2.36	**2.46**	4.38	0.63	0.44	0.04	<0.02	<0.1	0.1	0.6	0.06	<0.02	<0.02	<0.02	<0.02	<0.02	<0.05	<0.05	<0.05	<0.05	<0.05	<0.02	<0.05	<0.02	<0.05	<0.05	<0.02	<0.05
MW110	27 May 2022	0902_MW110_220527	Normal	NSW_0902_PFASOMP	0.05	*0.11*	2.26	**2.37**	3.98	0.43	0.46	0.04	<0.02	<0.1	0.11	0.45	0.07	<0.02	<0.02	<0.02	<0.02	<0.02	<0.05	<0.05	<0.05	<0.05	<0.05	<0.02	<0.05	<0.02	<0.05	<0.05	<0.02	<0.05
MW110	08 Nov 2022	0902_MW110_221108	Normal	NSW_0902_PFASOMP	0.05	*0.12*	2	**2.12**	3.39	0.3	0.37	0.03	<0.02	<0.1	0.08	0.4	0.04	<0.02	<0.02	<0.02	<0.02	<0.02	<0.05	<0.05	<0.05	<0.05	<0.05	<0.02	<0.05	<0.02	<0.05	<0.05	<0.02	<0.05
MW110	08 May 2023	0902_MW110_230508	Normal	NSW_0902_PFASOMP_23	0.06	*0.15*	1.96	**2.11**	3.49	0.33	0.39	0.04	<0.02	<0.1	0.09	0.42	0.05	<0.02	<0.02	<0.02	<0.02	<0.02	<0.05	<0.05	<0.05	<0.05	<0.05	<0.02	<0.05	<0.02	<0.05	<0.05	<0.02	<0.05
MW110	20 Nov 2023	0902_MW110_231120	Normal	NSW_0902_PFASOMP_23	0.02	*0.13*	0.93	**1.06**	1.72	0.13	0.17	<0.02	<0.02	<0.1	0.06	0.18	0.04	<0.02	<0.02	<0.02	<0.02	<0.02	<0.05	<0.05	0.06	<0.05	<0.05	<0.02	<0.05	<0.02	<0.05	<0.05	<0.02	<0.05
MW111	11 Jun 2020	0902_MW111_200611	Normal	NSW_0902_PFASMGMT	0.02	*0.02*	0.62	**0.64**	1.56	0.22	0.19	<0.02	<0.02	<0.1	0.08	0.39	0.02	<0.02	<0.02	<0.02	<0.02	<0.02	<0.05	<0.05	<0.05	<0.05	<0.05	<0.02	<0.05	<0.02	<0.05	<0.05	<0.02	<0.05
MW111	12 Nov 2020	0902_MW111_201112	Normal	NSW_0902_PFASMGMT	<0.01	<0.01	0.22	**0.22**	0.6	0.1	0.07	<0.02	<0.02	<0.1	0.04	0.17	<0.02	<0.02	<0.02	<0.02	<0.02	<0.02	<0.05	<0.05	<0.05	<0.05	<0.05	<0.02	<0.05	<0.02	<0.05	<0.05	<0.02	<0.05
MW111	25 Nov 2021	0902_MW111_211125	Normal	NSW_0902_PFASOMP	0.01	*0.05*	0.27	**0.32**	0.61	0.16	0.04	<0.02	<0.02	<0.1	<0.02	0.08	<0.02	<0.02	<0.02	<0.02	<0.02	<0.02	<0.05	<0.05	<0.05	<0.05	<0.05	<0.02	<0.05	<0.02	<0.05	<0.05	<0.02	<0.05
MW111	26 May 2022	0902_MW111_220526	Normal	NSW_0902_PFASOMP	<0.01	*0.04*	0.69	**0.73**	2.46	0.98	0.52	<0.02	<0.02	<0.1	0.08	0.15	<0.02	<0.02	<0.02	<0.02	<0.02	<0.02	<0.05	<0.05	<0.05	<0.05	<0.05	<0.02	<0.05	<0.02	<0.05	<0.05	<0.02	<0.05
MW111	11 Nov 2022	0902_MW111_221111	Normal	NSW_0902_PFASOMP	<0.01	<0.01	0.09	**0.09**	0.22	0.04	0.03	<0.02	<0.02	<0.1	<0.02	0.06	<0.02	<0.02	<0.02	<0.02	<0.02	<0.02	<0.05	<0.05	<0.05	<0.05	<0.05	<0.02	<0.05	<0.02	<0.05	<0.05	<0.02	<0.05
MW111	11 May 2023	0902_MW111_230511	Normal	NSW_0902_PFASOMP_23	<0.01	<0.01	0.11	**0.11**	0.39	0.09	0.05	<0.02	<0.02	<0.1	0.02	0.12	<0.02	<0.02	<0.02	<0.02	<0.02	<0.02	<0.05	<0.05	<0.05	<0.05	<0.05	<0.02	<0.05	<0.02	<0.05	<0.05	<0.02	<0.05
MW111	22 Nov 2023	0902_MW111_231122	Normal	NSW_0902_PFASOMP_23	<0.01	<0.01	0.18	**0.18**	0.62	0.11	0.1	<0.02	<0.02	<0.1	0.04	0.19	<0.02	<0.02	<0.02	<0.02	<0.02	<0.02	<0.05	<0.05	<0.05	<0.05	<0.05	<0.02	<0.05	<0.02	<0.05	<0.05	<0.02	<0.05
MW112	11 Jun 2020	0902_MW112_200611	Normal	NSW_0902_PFASMGMT	<0.01	*0.03*	<0.02	0.03	0.03	<0.02	<0.02	<0.02	<0.02	<0.1	<0.02	<0.02	<0.02	<0.02	<0.02	<0.02	<0.02	<0.02	<0.05	<0.05	<0.05	<0.05	<0.05	<0.02	<0.05	<0.02	<0.05	<0.05	<0.02	<0.05
MW112	12 Nov 2020	0902_MW112_201112	Normal	NSW_0902_PFASMGMT	<0.01	<0.01	<0.02	<0.01	<0.01	<0.02	<0.02	<0.02	<0.02	<0.1	<0.02	<0.02	<0.02	<0.02	<0.02	<0.02	<0.02	<0.02	<0.05	<0.05	<0.05	<0.05	<0.05	<0.02	<0.05	<0.02	<0.05	<0.05	<0.02	<0.05
MW112	25 Nov 2021	0902_MW112_211125	Normal	NSW_0902_PFASOMP	<0.01	<0.01	<0.01	<0.01	<0.01	<0.02	<0.02	<0.02	<0.02	<0.1	<0.02	<0.02	<0.02	<0.02	<0.02	<0.02	<0.02	<0.02	<0.05	<0.05	<0.05	<0.05	<0.05	<0.02	<0.05	<0.02	<0.05	<0.05	<0.02	<0.05
MW112	26 May 2022	0902_MW112_220526	Normal	NSW_0902_PFASOMP	<0.01	<0.01	<0.01	<0.01	<0.01	<0.02	<0.02	<0.02	<0.02	<0.1	<0.02	<0.02	<0.02	<0.02	<0.02	<0.02	<0.02	<0.02	<0.05	<0.05	<0.05	<0.05	<0.05	<0.02	<0.05	<0.02	<0.05	<0.05	<0.02	<0.05
MW112	11 Nov 2022	0902_MW112_221111	Normal	NSW_0902_PFASOMP	<0.01	<0.01	<0.01	<0.01	<0.01	<0.02	<0.02	<0.02	<0.02	<0.1	<0.02	<0.02	<0.02	<0.02	<0.02	<0.02	<0.02	<0.02	<0.05	<0.05	<0.05	<0.05	<0.05	<0.02	<0.05	<0.02	<0.05	<0.05	<0.02	<0.05
MW112	11 May 2023	0902_MW112_230511	Normal	NSW_0902_PFASOMP_23	<0.01	<0.01	<0.01	<0.01	<0.01	<0.02	<0.02	<0.02	<0.02	<0.1	<0.02	<0.02	<0.02	<0.02	<0.02	<0.02	<0.02	<0.02	<0.05	<0.05	<0.05	<0.05	<0.05	<0.02	<0.05	<0.02	<0.05	<0.05	<0.02	<0.05
MW112	22 Nov 2023	0902_MW112_231122	Normal	NSW_0902_PFASOMP_23	<0.01	<0.01	<0.01	<0.01	<0.01	<0.02	<0.02	<0.02	<0.02	<0.1	<0.02	<0.02	<0.02	<0.02	<0.02	<0.02	<0.02	<0.02	<0.05	<0.05	<0.05	<0.05	<0.05	<0.02	<0.05	<0.02	<0.05	<0.05	<0.02	<0.05
MW113	11 Jun 2020	0902_MW113_200611	Normal	NSW_0902_PFASMGMT	<0.01	*0.05*	<0.02	0.05	0.05	<0.02	<0.02	<0.02	<0.02	<0.1	<0.02	<0.02	<0.02	<0.02	<0.02	<0.02	<0.02	<0.02	<0.05	<0.05	<0.05	<0.05	<0.05	<0.02	<0.05	<0.02	<0.05	<0.05	<0.02	<0.05
MW113	12 Nov 2020	0902_MW113_201112	Normal	NSW_0902_PFASMGMT	<0.01	*0.02*	<0.02	0.02	0.02	<0.02	<0.02	<0.02	<0.02	<0.1	<0.02	<0.02	<0.02	<0.02	<0.02	<0.02	<0.02	<0.02	<0.05	<0.05	<0.05	<0.05	<0.05	<0.02	<0.05	<0.02	<0.05	<0.05	<0.02	<0.05
MW113	29 Nov 2021	0902_MW113_211129	Normal	NSW_0902_PFASOMP	<0.01	<0.01	<0.01	<0.01	<0.01	<0.02	<0.02	<0.02	<0.02	<0.1	<0.02	<0.02	<0.02	<0.02	<0.02	<0.02	<0.02	<0.02	<0.05	<0.05	<0.05	<0.05	<0.05	<0.02	<0.05	<0.02	<0.05	<0.05	<0.02	<0.05
MW113	26 May 2022	0902_MW113_220526	Normal	NSW_0902_PFASOMP	<0.01	<0.01	<0.01	<0.01	<0.01	<0.02	<0.02	<0.02	<0.02	<0.1	<0.02	<0.02	<0.02	<0.02	<0.02	<0.02	<0.02	<0.02	<0.05	<0.05	<0.05	<0.05	<0.05	<0.02	<0.05	<0.02	<0.05	<0.05	<0.02	<0.05
MW113	11 Nov 2022	0902_MW113_221111	Normal	NSW_0902_PFASOMP	<0.01	<0.01	<0.01	<0.01	<0.01	<0.02	<0.02	<0.02	<0.02	<0.1	<0.02	<0.02	<0.02	<0.02	<0.02	<0.02	<0.02	<0.02	<0.05	<0.05	<0.05	<0.05	<0.05	<0.02	<0.05	<0.02	<0.05	<0.05	<0.02	<0.05
MW113	11 May 2023	0902_MW113_230511	Normal	NSW_0902_PFASOMP_23	<0.01	<0.01	<0.01	<0.01	<0.01	<0.02	<0.02	<0.02	<0.02	<0.1	<0.02	<0.02	<0.02	<0.02	<0.02	<0.02	<0.02	<0.02	<0.05	<0.05	<0.05	<0.05	<0.05	<0.02	<0.05	<0.02	<0.05	<0.05	<0.02	<0.05
MW113	22 Nov 2023	0902_MW113_231122	Normal	NSW_0902_PFASOMP_23	<0.01	<0.01	<0.01	<0.01	<0.01	<0.02	<0.02	<0.02	<0.02	<0.1	<0.02	<0.02	<0.02	<0.02	<0.02	<0.02	<0.02	<0.02	<0.05	<0.05	<0.05	<0.05	<0.05	<0.02	<0.05	<0.02	<0.05	<0.05	<0.02	<0.05
MW114	11 Jun 2020	0902_MW114_200611	Normal	NSW_0902_PFASMGMT	<0.01	<0.01	0.06	0.06	0.08	0.02	<0.02	<0.02	<0.02	<0.1	<0.02	<0.02	<0.02	<0.02	<0.02	<0.02	<0.02	<0.02	<0.05	<0.05	<0.05	<0.05	<0.05	<0.02	<0.05	<0.02	<0.05	<0.05	<0.02	<0.05
MW114	11 Jun 2020	0902_QC100_200611	Field_D	NSW_0902_PFASMGMT	<0.01	<0.01	0.06	0.06	0.06	<0.02	<0.02	<0.02	<0.02	<0.1	<0.02	<0.02	<0.02	<0.02	<0.02	<0.02	<0.02	<0.02	<0.05	<0.05	<0.05	<0.05	<0.05	<0.02	<0.05	<0.02	<0.05	<0.05	<0.02	<0.05
MW114	12 Nov 2020	0902_MW114_201112	Normal	NSW_0902_PFASMGMT	<0.01	<0.01	0.15	**0.15**	0.22	0.04	0.03	<0.02	<0.02	<0.1	<0.02	<0.02	<0.02	<0.02	<0.02	<0.02	<0.02	<0.02	<0.05	<0.05	<0.05	<0.05	<0.05	<0.02	<0.05	<0.02	<0.05	<0.05	<0.02	<0.05
MW114	29 Nov 2021	0902_MW114_211129	Normal	NSW_0902_PFASOMP	<0.01	<0.01	0.14	**0.14**	0.19	0.03	0.02	<0.02	<0.02	<0.1	<0.02	<0.02	<0.02	<0.02	<0.02	<0.02	<0.02	<0.02	<0.05	<0.05	<0.05	<0.05	<0.05	<0.02	<0.05	<0.02	<0.05	<0.05	<0.02	<0.05
MW114	29 Nov 2021	0902_QC213_211129	Interlab_D	NSW_0902_PFASOMP	<0.01	<0.01	0.14	**0.14**	0.2	0.03	0.02	<0.01	<0.02	<0.02	<0.02	0.01	<0.01	<0.01	<0.02	<0.02	<0.05	<0.1	<0.5	<0.01	<0.01	<0.02	<0.02	<0.1	<0.05	<0.02	<0.05	<0.1	<0.02	<0.5
MW114	26 May 2022	0902_MW114_220526	Normal	NSW_0902_PFASOMP	<0.01	<0.01	0.15	**0.15**	0.19	0.02	0.02	<0.02	<0.02	<0.1	<0.02	<0.02	<0.02	<0.02	<0.02	<0.02	<0.02	<0.02	<0.05	<0.05	<0.05	<0.05	<0.05	<0.02	<0.05	<0.02	<0.05	<0.05	<0.02	<0.05
MW114	26 May 2022	0902_QC106_220526	Field_D	NSW_0902_PFASOMP	<0.01	<0.01	0.13	**0.13**	0.17	0.02	0.02	<0.02	<0.02	<0.1	<0.02	<0.02	<0.02	<0.02	<0.02	<0.02	<0.02	<0.02	<0.05	<0.05	<0.05	<0.05	<0.05	<0.02	<0.05	<0.02	<0.05	<0.05	<0.02	<0.05
MW114	11 Nov 2022	0902_MW114_221111	Normal	NSW_0902_PFASOMP	<0.01	<0.01	0.1	**0.1**	0.1	<0.02	<0.02	<0.02	<0.02	<0.1	<0.02	<0.02	<0.02	<0.02	<0.02	<0.02	<0.02	<0.02	<0.05	<0.05	<0.05	<0.05	<0.05	<0.02	<0.05	<0.02	<0.05	<0.05	<0.02	<0.05
MW114	11 May 2023	0902_MW114_230511	Normal	NSW_0902_PFASOMP_23	<0.01	<0.01	0.17	**0.17**	0.25	0.04	0.04	<0.02	<0.02	<0.1	<0.02	<0.02	<0.02	<0.02	<0.02	<0.02	<0.02	<0.02	<0.05	<0.05	<0.05	<0.05	<0.05	<0.02	<0.05	<0.02	<0.05	<0.05	<0.02	<0.05
MW114	22 Nov 2023	0902_MW114_231122	Normal	NSW_0902_PFASOMP_23	<0.01	*0.01*	0.22	**0.23**	0.32	0.04	0.05	<0.02	<0.02	<0.1	<0.02	<0.02	<0.02	<0.02	<0.02	<0.02	<0.02	<0.02	<0.05	<0.05	<0.05	<0.05	<0.05	<0.02	<0.05	<0.02	<0.05	<0.05	<0.02	<0.05
MW143	10 May 2023	0902_MW143_230510	Normal	NSW_0902_PFASOMP_23	0.01	*0.58*	0.11	**0.69**	0.73	<0.02	<0.02	<0.02	<0.02	<0.1	<0.02	0.03	<0.02	<0.02	<0.02	<0.02	<0.02	<0.02	<0.05	<0.05	<0.05	<0.05	<0.05	<0.02	<0.05	<0.02	<0.05	<0.05	<0.02	<0.05
MW143	10 May 2023	0902_QC112_230510	Field_D	NSW_0902_PFASOMP_23	0.01	*0.76*	0.14	**0.9**	1.01	0.04	0.03	<0.02	<0.02	<0.1	<0.02	0.03	<0.02	<0.02	<0.02	<0.02	<0.02	<0.02	<0.05	<0.05	<0.05	<0.05	<0.05	<0.02	<0.05	<0.02	<0.05	<0.05	<0.02	<0.05
MW143	10 May 2023	0902_QC212_230510	Interlab_D	NSW_0902_PFASOMP_23	0.01	*0.65*	0.17	**0.81**	0.93	0.03	0.02	0.01	<0.02	<0.02	<0.02	0.04	<0.01	<0.01	<0.02	<0.02	<0.05	<0.1	<0.5	<0.01	<0.01	<0.02	<0.02	<0.1	<0.05	<0.02	<0.05	<0.1	<0.02	<0.5
MW143	09 Jun 2023	0902_MW143_230609	Normal	NSW_0902_PFASOMP_23	0.01	*0.7*	0.13	**0.83**	0.89	0.02	<0.02	<0.02	<0.02	<0.1	<0.02	0.03	<0.02	<0.02	<0.02	<0.02	<0.02	<0.02	<0.05	<0.05	<0.05	<0.05	<0.05	<0.02	<0.05	<0.02	<0.05	<0.05	<0.02	<0.05
MW143	23 Nov 2023	0902_MW143_231123	Normal	NSW_0902_PFASOMP_23	<0.01	*0.21*	0.06	**0.27**	0.27	<0.02	<0.02	<0.02	<0.02	<0.1	<0.02	<0.02	<0.02	<0.02	<0.02	<0.02	<0.02	<0.02	<0.05	<0.05	<0.05	<0.05	<0.05	<0.02	<0.05	<0.02	<0.05	<0.05	<0.02	<0.05
MW144	10 May 2023	0902_MW144_230510	Normal	NSW_0902_PFASOMP_23	<0.01	*0.01*	0.05	0.06	0.06	<0.02	<0.02	<0.02	<0.02	<0.1	<0.02	<0.02	<0.02	<0.02	<0.02	<0.02	<0.02	<0.02	<0.05	<0.05	<0.05	<0.05	<0.05	<0.02	<0.05	<0.02	<0.05	<0.05	<0.02	<0.05
MW144	09 Jun 2023	0902_MW144_230609	Normal	NSW_0902_PFASOMP_23	<0.01	*0.02*	0.07	**0.09**	0.12	0.03	<0.02	<0.02	<0.02	<0.1	<0.02	<0.02	<0.02	<0.02	<0.02	<0.02	<0.02	<0.02	<0.05	<0.05	<0.05	<0.05	<0.05	<0.02	<0.05	<0.02	<0.05	<0.05	<0.02	<0.05
MW144	24 Nov 2023	0902_MW144_231124	Normal	NSW_0902_PFASOMP_23	<0.01	<0.01	0.04	0.04	0.04	<0.02	<0.02	<0.02	<0.02	<0.1	<0.02	<0.02	<0.02	<0.02	<0.02	<0.02	<0.02	<0.02	<0.05	<0.05	<0.05	<0.05	<0.05	<0.02	<0.05	<0.02	<0.05	<0.05	<0.02	<0.05
MW144	24 Nov 2023	0902_QC109_231124	Field_D	NSW_0902_PFASOMP_23	<0.01	<0.01	0.04	0.04	0.04	<0.02	<0.02	<0.02	<0.02	<0.1	<0.02	<0.02	<0.02	<0.02	<0.02	<0.02	<0.02	<0.02	<0.05	<0.05	<0.05	<0.05	<0.05	<0.02	<0.05	<0.02	<0.05	<0.05	<0.02	<0.05
MW144	24 Nov 2023	0902_QC209_231124	Interlab_D	NSW_0902_PFASOMP_23	<0.01	<0.01	0.05	0.05	0.08	0.02	0.02	<0.01	<0.02	<0.02	<0.02	<0.01	<0.01	<0.01	<0.02	<0.02	<0.05	<0.1	<0.5	<0.01	<0.01	<0.02	<0.02	<0.1	<0.05	<0.02	<0.05	<0.1	<0.02	<0.5

Notes

LOR	Limit of Reporting
Normal	Primary sample
Field_D	Intra-laboratory duplicate sample
Interlab_D	Inter-laboratory duplicate sample

Table T9 - Historical Surface Water Analytical Results

					PFAS					PFAS - Perfluoroalkyl Sulfonic Acids				PFAS - Perfluoroalkyl Carboxylic Acids										PFAS - (n:2) Fluorotelomer Sulfonic Acids				PFAS - Perfluoroalkyl Sulfonamides						
					Perfluorooctanoic acid (PFOA)	Perfluorooctane sulfonic acid (PFOS)	Perfluorohexane sulfonic acid (PFHxS)	Sum of PFHxS and PFOS	Sum of PFAS	Perfluorobutane sulfonic acid (PFBS)	Perfluoropentane sulfonic acid (PFPeS)	Perfluoroheptane sulfonic acid (PFHpS)	Perfluorodecane sulfonic acid (PFDS)	Perfluorobutanoic acid (PFBA)	Perfluoropentanoic acid (PFPeA)	Perfluorohexanoic acid (PFHxA)	Perfluoroheptanoic acid (PFHpA)	Perfluorononanoic acid (PFNA)	Perfluorodecanoic acid (PFDA)	Perfluoroundecanoic acid (PFUnDA)	Perfluorododecanoic acid (PFDoDA)	Perfluorotridecanoic acid (PFTrDA)	Perfluorotetradecanoic acid (PFTeDA)	4:2 Fluorotelomer sulfonic acid (4:2 FTS)	6:2 Fluorotelomer sulfonic acid (6:2 FTS)	8:2 Fluorotelomer sulfonic acid (8:2 FTS)	10:2 Fluorotelomer sulfonic acid (10:2 FTS)	Perfluorooctane sulfonamide (FOSA)	N-Methyl perfluorooctane sulfonamide (MeFOSA)	N-Methyl perfluorooctane sulfonamidoacetic acid (MeFOSAA)	N-methyl perfluorooctane sulfonamidoethanol (MeFOSE)	N-Ethyl perfluorooctane sulfonamide (EtFOSA)	N-Ethyl perfluorooctane sulfonamidoacetic acid (EtFOSAA)	N-Ethyl perfluorooctane sulfonamidoethanol (EtFOSE)
					µg/L	µg/L	µg/L	µg/L	µg/L	µg/L	µg/L	µg/L	µg/L	µg/L	µg/L	µg/L	µg/L	µg/L	µg/L	µg/L	µg/L	µg/L	µg/L	µg/L	µg/L	µg/L	µg/L	µg/L	µg/L	µg/L	µg/L	µg/L	µg/L	µg/L
LOR					0.01	0.01	0.01	0.01	0.01	0.01	0.01	0.01	0.01	0.02	0.02	0.01	0.01	0.01	0.01	0.01	0.01	0.02	0.02	0.01	0.01	0.01	0.01	0.01	0.02	0.01	0.05	0.02	0.01	0.05
PFAS NEMP 2020 Recreational Water					**10**			**2**																										
PFAS NEMP 2020 Freshwater 99%					*19*	*0.00023*																												
Location Code	**Date**	**Field ID**	**Sample Type**	**Project ID**																														
SW001	03 Jul 2017	0902_QC107_030717	Field_D	NSW_0902_PFAS	**10.1**	*10.6*	1.17	**11.8**	604	0.87	0.71	0.21	0.23	3.2	8.9	53.5	2.31	7.49	7.79	1.14	1.5	0.02	<0.05	0.61	477	16.4	0.14	0.53	<0.05	<0.02	<0.05	<0.05	<0.02	<0.05
SW001	03 Jul 2017	0902_SW001_030717	Normal	NSW_0902_PFAS	9.02	*10.3*	0.78	**11.1**	847	0.52	0.43	0.18	<0.02	4.8	7.62	50.6	3.93	9	9.37	1.19	1.22	<0.02	<0.05	0.13	712	25.6	0.2	0.07	<0.05	<0.02	<0.05	<0.05	<0.02	<0.05
SW001	27 Feb 2018	0902_SW001_270218	Normal	NSW_0902_PFAS	6.28	*11.4*	2.44	**13.8**	56.7	0.3	0.28	0.27	<0.02	0.9	2.07	2.51	3.1	7.01	5.58	0.39	0.13	0.03	<0.05	<0.05	8.06	5.97	<0.05	<0.02	<0.05	<0.02	<0.05	<0.05	<0.02	<0.05
SW001	04 Nov 2019	0902_QC100_191104	Field_D	NSW_0902_PFASOMP	8.8	*77.9*	4.08	**82**	279	0.7	0.52	0.43	2.01	2	3.08	4.01	3.42	13.6	49.6	36.2	11.3	0.75	0.21	<0.05	8.88	49.5	1.56	0.92	<0.05	<0.02	<0.05	<0.05	<0.02	<0.05
SW001	04 Nov 2019	0902_SW001_191104	Normal	NSW_0902_PFASOMP	8.32	*62.8*	3.99	**66.8**	230	0.71	0.51	0.48	1.23	1.9	3.08	3.81	3.34	15.1	47	14.1	4.05	0.23	0.1	<0.05	8.72	49.2	0.46	0.42	<0.05	<0.02	<0.05	<0.05	<0.02	<0.05
SW001	13 Nov 2020	0902_QC108_201113	Field_D	NSW_0902_PFASOMP	5.08	*41.2*	3.48	**44.7**	135	0.68	0.46	0.31	0.49	2.3	3.78	5	3.17	9.36	13.4	6.65	4.85	1.22	0.82	<0.05	7.36	24.2	0.59	0.24	<0.05	<0.02	<0.05	<0.05	<0.02	<0.05
SW001	13 Nov 2020	0902_SW001_201113	Normal	NSW_0902_PFASOMP	4.98	*14.6*	3.49	**18.1**	71	0.67	0.42	0.24	0.1	2.2	4.08	5.54	3.16	9.32	5.78	0.59	0.2	0.05	0.05	<0.05	7.36	8.2	<0.05	0.02	<0.05	<0.02	<0.05	<0.05	<0.02	<0.05
SW001	07 May 2021	0902_SW001_210507	Normal	NSW_0902_PFASOMP	0.85	*7.54*	2.73	**10.3**	17.8	0.4	0.34	0.18	0.14	0.5	1.16	1.53	0.54	0.45	0.46	0.19	0.08	<0.02	<0.05	<0.05	0.27	0.42	<0.05	<0.02	<0.05	<0.02	<0.05	<0.05	<0.02	<0.05
SW001	26 Nov 2021	0902_QC208_211126	Interlab_D	NSW_0902_PFASOMP	0.23	*4.1*	0.88	**5**	7.5	0.21	0.12	0.06	<0.02	0.46	0.42	0.48	0.14	0.11	0.09	0.03	<0.05	<0.1	<0.5	<0.01	0.04	0.1	<0.02	<0.1	<0.05	<0.02	<0.05	<0.1	<0.02	<0.5
SW001	26 Nov 2021	0902_SW001_211126	Normal	NSW_0902_PFASOMP	0.23	*4.1*	0.9	**5**	7.54	0.27	0.12	0.05	0.04	0.3	0.43	0.62	0.13	0.1	0.09	0.04	0.02	<0.02	<0.05	<0.05	<0.05	0.1	<0.05	<0.02	<0.05	<0.02	<0.05	<0.05	<0.02	<0.05
SW001	24 May 2022	0902_SW001_220524	Normal	NSW_0902_PFASOMP	1.57	*23*	9.28	**32.3**	49.2	1.67	1.65	0.48	0.13	1	1.96	3.78	1.67	0.68	0.7	0.28	0.06	<0.02	<0.05	<0.05	0.33	0.89	<0.05	0.02	<0.05	<0.02	<0.05	<0.05	<0.02	<0.05
SW001	08 May 2023	0902_SW001_230508	Normal	NSW_0902_PFASOMP_23	3.69	*17*	3.12	**20.1**	54.6	0.56	0.5	0.43	0.17	1.3	2.68	4.14	2.89	3.6	3.28	1.63	1.06	0.19	0.15	<0.05	0.96	7.09	0.12	0.07	<0.05	<0.02	<0.05	<0.05	<0.02	<0.05
SW002	04 Jul 2017	0902_SW002_040717	Normal	NSW_0902_PFAS	5.28	*53.5*	30.4	**83.9**	267	4.08	3.62	2.55	<0.02	3	3.7	24.7	2.54	3.56	1.84	0.16	0.09	<0.02	<0.05	0.06	123	4.85	<0.05	0.05	<0.05	<0.02	<0.05	<0.05	<0.02	<0.05
SW002	15 Jan 2018	0902_SW002_180115	Normal	NSW_0902_PFAS	2.59	*24.4*	6.18	**30.6**	50	1.28	0.81	0.48	0.03	0.6	1.2	3.13	1.39	1.7	0.77	0.07	<0.02	<0.02	<0.05	<0.05	4.22	1.12	<0.05	0.02	<0.05	<0.02	<0.05	<0.05	<0.02	<0.05
SW002	04 Nov 2019	0902_SW002_191104	Normal	NSW_0902_PFASOMP	0.74	*10.9*	2.55	**13.4**	22.3	0.45	0.42	0.23	0.02	0.4	0.66	1.12	0.42	0.93	0.98	0.19	0.02	<0.02	<0.05	<0.05	0.72	1.51	<0.05	<0.02	<0.05	<0.02	<0.05	<0.05	<0.02	<0.05
SW002	14 May 2020	0902_SW002_200514	Normal	NSW_0902_PFASOMP	0.3	*13.7*	2.94	**16.6**	19.8	0.36	0.34	0.36	0.02	0.1	0.25	0.72	0.13	0.08	0.17	0.03	<0.02	<0.02	<0.05	<0.05	0.1	0.19	<0.05	0.03	<0.05	<0.02	<0.05	<0.05	<0.02	<0.05
SW002	14 Jul 2020	0902_QC105_200714	Field_D	NSW_0902_PFASMGMT	0.04	*0.89*	0.36	1.25	1.8	0.08	0.07	0.02	<0.02	<0.1	0.06	0.16	0.03	<0.02	0.03	<0.02	<0.02	<0.02	<0.05	<0.05	0.06	<0.05	<0.05	<0.02	<0.05	<0.02	<0.05	<0.05	<0.02	<0.05
SW002	14 Jul 2020	0902_QC106_200714	Field_D	NSW_0902_PFASMGMT	0.6	*3.98*	1.1	**5.08**	11.7	0.2	0.19	0.08	<0.02	0.2	0.45	0.8	0.41	0.52	0.84	0.19	0.08	<0.02	<0.05	<0.05	0.48	1.55	<0.05	<0.02	<0.05	<0.02	<0.05	<0.05	<0.02	<0.05
SW002	14 Jul 2020	0902_SW002_2007140704	Normal	NSW_0902_PFASMGMT	0.02	*0.47*	0.17	0.64	0.98	0.04	0.03	<0.02	<0.02	<0.1	0.03	0.1	0.02	<0.02	0.02	0.02	<0.02	<0.02	<0.05	<0.05	0.06	<0.05	<0.05	<0.02	<0.05	<0.02	<0.05	<0.05	<0.02	<0.05
SW002	14 Jul 2020	0902_SW002_2007140719	Normal	NSW_0902_PFASMGMT	0.04	*0.93*	0.38	1.31	1.88	0.08	0.07	0.03	<0.02	<0.1	0.06	0.17	0.03	<0.02	0.03	<0.02	<0.02	<0.02	<0.05	<0.05	0.06	<0.05	<0.05	<0.02	<0.05	<0.02	<0.05	<0.05	<0.02	<0.05
SW002	14 Jul 2020	0902_SW002_2007140734	Normal	NSW_0902_PFASMGMT	0.27	*4.6*	1.23	**5.83**	10.5	0.26	0.23	0.1	<0.02	0.1	0.28	0.63	0.18	0.38	0.7	0.19	0.05	<0.02	<0.05	<0.05	0.26	1.01	<0.05	<0.02	<0.05	<0.02	<0.05	<0.05	<0.02	<0.05
SW002	14 Jul 2020	0902_SW002_2007140749	Normal	NSW_0902_PFASMGMT	0.59	*5.19*	1.29	**6.48**	14.5	0.29	0.22	0.13	<0.02	0.1	0.46	0.88	0.42	0.8	1.16	0.29	0.08	<0.02	<0.05	<0.05	0.54	2.05	<0.05	<0.02	<0.05	<0.02	<0.05	<0.05	<0.02	<0.05
SW002	14 Jul 2020	0902_SW002_2007140804	Normal	NSW_0902_PFASMGMT	0.64	*4.66*	1.19	**5.85**	13.6	0.23	0.22	0.1	<0.02	0.2	0.52	0.96	0.48	0.69	1.07	0.2	0.07	<0.02	<0.05	<0.05	0.48	1.88	<0.05	<0.02	<0.05	<0.02	<0.05	<0.05	<0.02	<0.05
SW002	14 Jul 2020	0902_SW002_2007140834	Normal	NSW_0902_PFASMGMT	0.55	*3.93*	0.94	**4.87**	10.7	0.19	0.16	0.08	<0.02	0.2	0.41	0.77	0.39	0.52	0.77	0.19	0.08	<0.02	<0.05	<0.05	0.43	1.12	<0.05	<0.02	<0.05	<0.02	<0.05	<0.05	<0.02	<0.05
SW002	14 Jul 2020	0902_SW002_2007140904	Normal	NSW_0902_PFASMGMT	0.62	*4.58*	1.58	**6.16**	12.4	0.3	0.26	0.13	<0.02	0.2	0.48	0.96	0.45	0.54	0.71	0.12	0.04	<0.02	<0.05	<0.05	0.43	1.02	<0.05	<0.02	<0.05	<0.02	<0.05	<0.05	<0.02	<0.05
SW002	14 Jul 2020	0902_SW002_2007140934	Normal	NSW_0902_PFASMGMT	0.8	*13*	2.62	**15.6**	24.1	0.45	0.42	0.23	0.04	0.3	0.64	1.32	0.49	0.65	0.92	0.19	0.07	<0.02	<0.05	<0.05	0.48	1.43	<0.05	0.02	<0.05	<0.02	<0.05	<0.05	<0.02	<0.05
SW002	14 Jul 2020	0902_SW002_2007141034	Normal	NSW_0902_PFASMGMT	0.82	*20.8*	3.65	**24.4**	34.2	0.66	0.62	0.3	0.04	0.4	0.74	1.62	0.5	0.62	1.01	0.21	0.07	<0.02	<0.05	<0.05	0.51	1.65	<0.05	0.03	<0.05	<0.02	<0.05	<0.05	<0.02	<0.05
SW002	14 Jul 2020	0902_SW002_2007141134	Normal	NSW_0902_PFASMGMT	0.74	*16.8*	3.67	**20.5**	29.7	0.68	0.65	0.33	0.06	0.3	0.7	1.54	0.45	0.62	0.85	0.23	0.09	<0.02	<0.05	<0.05	0.42	1.52	<0.05	0.03	<0.05	<0.02	<0.05	<0.05	<0.02	<0.05
SW002	07 Aug 2020	0902_SW002_2008071145	Normal	NSW_0902_PFASMGMT	0.52	*10*	5.04	**15**	19.7	0.66	0.7	0.36	<0.02	0.2	0.4	1.32	0.29	0.05	0.04	0.02	<0.02	<0.02	<0.05	<0.05	<0.05	0.05	<0.05	0.02	<0.05	<0.02	<0.05	<0.05	<0.02	<0.05
SW002	07 Aug 2020	0902_SW002_2008071200	Normal	NSW_0902_PFASMGMT	0.53	*10.6*	4.72	**15.3**	19.8	0.63	0.71	0.35	<0.02	0.2	0.39	1.29	0.28	0.04	0.04	0.03	<0.02	<0.02	<0.05	<0.05	<0.05	<0.05	<0.05	0.02	<0.05	<0.02	<0.05	<0.05	<0.02	<0.05
SW002	07 Aug 2020	0902_SW002_2008071215	Normal	NSW_0902_PFASMGMT	0.54	*10.4*	4.81	**15.2**	19.7	0.64	0.7	0.37	<0.02	0.2	0.4	1.28	0.27	0.05	0.04	0.02	<0.02	<0.02	<0.05	<0.05	<0.05	<0.05	<0.05	<0.02	<0.05	<0.02	<0.05	<0.05	<0.02	<0.05
SW002	07 Aug 2020	0902_SW002_2008071230	Normal	NSW_0902_PFASMGMT	0.46	*8.4*	4.02	**12.4**	16.2	0.52	0.56	0.29	<0.02	0.2	0.34	1.06	0.23	0.04	0.03	0.02	<0.02	<0.02	<0.05	<0.05	<0.05	<0.05	<0.05	<0.02	<0.05	<0.02	<0.05	<0.05	<0.02	<0.05
SW002	07 Aug 2020	0902_SW002_2008071300	Normal	NSW_0902_PFASMGMT	0.13	*3.23*	1.02	**4.25**	5.28	0.14	0.13	0.07	<0.02	<0.1	0.1	0.31	0.07	<0.02	0.02	<0.02	<0.02	<0.02	<0.05	<0.05	0.06	<0.05	<0.05	<0.02	<0.05	<0.02	<0.05	<0.05	<0.02	<0.05
SW002	07 Aug 2020	0902_SW002_2008071330	Normal	NSW_0902_PFASMGMT	0.13	*2.6*	0.86	**3.46**	4.44	0.13	0.12	0.06	<0.02	<0.1	0.1	0.27	0.07	0.02	0.02	<0.02	<0.02	<0.02	<0.05	<0.05	0.06	<0.05	<0.05	<0.02	<0.05	<0.02	<0.05	<0.05	<0.02	<0.05
SW002	07 Aug 2020	0902_SW002_2008071345	Normal	NSW_0902_PFASMGMT	0.08	*2.01*	0.64	**2.65**	3.32	0.1	0.08	0.04	<0.02	<0.1	0.06	0.2	0.03	<0.02	<0.02	<0.02	<0.02	<0.02	<0.05	<0.05	0.08	<0.05	<0.05	<0.02	<0.05	<0.02	<0.05	<0.05	<0.02	<0.05
SW002	07 Aug 2020	0902_SW002_2008071400	Normal	NSW_0902_PFASMGMT	0.06	*1.74*	0.5	**2.24**	2.8	0.08	0.07	0.04	<0.02	<0.1	0.04	0.17	0.03	<0.02	<0.02	<0.02	<0.02	<0.02	<0.05	<0.05	0.07	<0.05	<0.05	<0.02	<0.05	<0.02	<0.05	<0.05	<0.02	<0.05
SW002	07 Aug 2020	0902_SW002_2008071500	Normal	NSW_0902_PFASMGMT	0.44	*2.94*	0.85	**3.79**	7.81	0.16	0.14	0.06	<0.02	0.1	0.29	0.61	0.32	0.35	0.44	0.14	0.08	<0.02	<0.05	<0.05	0.32	0.57	<0.05	<0.02	<0.05	<0.02	<0.05	<0.05	<0.02	<0.05
SW002	07 Aug 2020	0902_SW002_2008071600	Normal	NSW_0902_PFASMGMT	0.43	*9.06*	2.03	**11.1**	15.9	0.35	0.35	0.16	0.02	0.2	0.34	0.9	0.28	0.28	0.4	0.12	0.05	<0.02	<0.05	<0.05	0.26	0.64	<0.05	<0.02	<0.05	<0.02	<0.05	<0.05	<0.02	<0.05
SW002	08 Sep 2020	0902_QC107_200908	Field_D	NSW_0902_PFASMGMT	1.14	*46.7*	10.8	**57.5**	70.2	1.46	1.76	1.86	0.41	0.4	0.9	2.83	0.6	0.12	0.16	0.3	0.11	<0.02	<0.05	<0.05	0.33	0.22	<0.05	0.09	<0.05	<0.02	<0.05	<0.05	<0.02	<0.05
SW002	08 Sep 2020	0902_SW002_200908	Normal	NSW_0902_PFASMGMT	1.17	*44.4*	9.4	**53.8**	65.4	1.35	1.55	1.4	0.35	0.4	0.85	2.67	0.56	0.11	0.18	0.36	0.12	<0.02	<0.05	<0.05	0.23	0.23	<0.05	0.1	<0.05	<0.02	<0.05	<0.05	<0.02	<0.05
SW002	28 Oct 2020	0902_SW002_2010281630	Normal	NSW_0902_PFASMGMT	0.99	*27.7*	15.4	**43.1**	58.5	2.67	2.86	1.24	0.02	0.7	1.16	4.78	0.38	0.1	0.09	0.02	<0.02	<0.02	<0.05	<0.05	0.19	0.14	<0.05	0.02	<0.05	<0.02	<0.05	<0.05	<0.02	<0.05
SW002	13 Nov 2020	0902_QC208_201113	Interlab_D	NSW_0902_PFASOMP	0.37	*11*	4.9	**15.9**	-	0.69	0.6	0.3	<0.01	0.24	0.36	1.4	0.19	0.034	0.033	0.016	<0.01	<0.02	<0.02	<0.01	0.051	0.048	<0.01	<0.01	<0.02	<0.01	<0.05	<0.02	<0.01	<0.05
SW002	13 Nov 2020	0902_SW002_201113	Normal	NSW_0902_PFASOMP	0.36	*16.5*	5.92	**22.4**	27.1	0.66	0.69	0.4	<0.02	0.2	0.36	1.63	0.2	0.04	0.03	<0.02	<0.02	<0.02	<0.05	<0.05	0.06	0.06	<0.05	<0.02	<0.05	<0.02	<0.05	<0.05	<0.02	<0.05
SW002	29 Jan 2021	0902_QC109_210129	Field_D	NSW_0902_PFASMGMT	0.11	*3.29*	1.11	**4.4**	5.57	0.17	0.14	0.09	<0.02	<0.1	0.1	0.39	0.07	<0.02	<0.02	<0.02	<0.02	<0.02	<0.05	<0.05	0.1	<0.05	<0.05	<0.02	<0.05	<0.02	<0.05	<0.05	<0.02	<0.05
SW002	29 Jan 2021	0902_QC110_210129	Field_D	NSW_0902_PFASMGMT	0.1	*3.69*	1.27	**4.96**	6.25	0.19	0.16	0.1	<0.02	<0.1	0.1	0.44	0.08	<0.02	<0.02	<0.02	<0.02	<0.02	<0.05	<0.05	0.12	<0.05	<0.05	<0.02	<0.05	<0.02	<0.05	<0.05	<0.02	<0.05
SW002	29 Jan 2021	0902_QC208_210129	Interlab_D	NSW_0902_PFASMGMT	0.1	*3.5*	1.2	**4.7**	6.1	0.21	0.19	0.11	<0.02	0.09	0.1	0.38	0.08	0.01	<0.02	<0.02	<0.05	<0.1	<0.5	<0.01	0.13	0.03	<0.02	<0.1	<0.05	<0.02	<0.05	<0.1	<0.02	<0.5
SW002	29 Jan 2021	0902_QC209_210129	Interlab_D	NSW_0902_PFASMGMT	0.11	*4*	1.3	**5.2**	6.8	0.21	0.2	0.11	<0.02	0.1	0.1	0.39	0.09	<0.01	0.02	<0.02	<0.05	<0.1	<0.5	<0.01	0.13	0.03	<0.02	<0.1	<0.05	<0.02	<0.05	<0.1	<0.02	<0.5
SW002	29 Jan 2021	0902_SW002_2101290800	Normal	NSW_0902_PFASMGMT	0.11	*3.33*	1.12	**4.45**	5.65	0.18	0.15	0.08	<0.02	<0.1	0.1	0.39	0.08	<0.02	<0.02	<0.02	<0.02	<0.02	<0.05	<0.05	0.11	<0.05	<0.05	<0.02	<0.05	<0.02	<0.05	<0.05	<0.02	<0.05

Table T9 - Historical Surface Water Analytical Results

					PFAS					PFAS - Perfluoroalkyl Sulfonic Acids				PFAS - Perfluoroalkyl Carboxylic Acids										PFAS - (n:2) Fluorotelomer Sulfonic Acids				PFAS - Perfluoroalkyl Sulfonamides						
					Perfluorooctanoic acid (PFOA)	Perfluorooctane sulfonic acid (PFOS)	Perfluorohexane sulfonic acid (PFHxS)	Sum of PFHxS and PFOS	Sum of PFAS	Perfluorobutane sulfonic acid (PFBS)	Perfluoropentane sulfonic acid (PFPeS)	Perfluoroheptane sulfonic acid (PFHpS)	Perfluorodecane sulfonic acid (PFDS)	Perfluorobutanoic acid (PFBA)	Perfluoropentanoic acid (PFPeA)	Perfluorohexanoic acid (PFHxA)	Perfluoroheptanoic acid (PFHpA)	Perfluorononanoic acid (PFNA)	Perfluorodecanoic acid (PFDA)	Perfluoroundecanoic acid (PFUnDA)	Perfluorododecanoic acid (PFDoDA)	Perfluorotridecanoic acid (PFTrDA)	Perfluorotetradecanoic acid (PFTeDA)	4:2 Fluorotelomer sulfonic acid (4:2 FTS)	6:2 Fluorotelomer sulfonic acid (6:2 FTS)	8:2 Fluorotelomer sulfonic acid (8:2 FTS)	10:2 Fluorotelomer sulfonic acid (10:2 FTS)	Perfluorooctane sulfonamide (FOSA)	N-Methyl perfluorooctane sulfonamide (MeFOSA)	N-Methyl perfluorooctane sulfonamidoacetic acid (MeFOSAA)	N-methyl perfluorooctane sulfonamidoethanol (MeFOSE)	N-Ethyl perfluorooctane sulfonamide (EtFOSA)	N-Ethyl perfluorooctane sulfonamidoacetic acid (EtFOSAA)	N-Ethyl perfluorooctane sulfonamidoethanol (EtFOSE)
					µg/L	µg/L	µg/L	µg/L	µg/L	µg/L	µg/L	µg/L	µg/L	µg/L	µg/L	µg/L	µg/L	µg/L	µg/L	µg/L	µg/L	µg/L	µg/L	µg/L	µg/L	µg/L	µg/L	µg/L	µg/L	µg/L	µg/L	µg/L	µg/L	µg/L
SW002	29 Jan 2021	0902_SW002_2101290845	Normal	NSW_0902_PFASMGMT	0.12	*3.42*	1.14	**4.56**	5.78	0.18	0.14	0.09	<0.02	<0.1	0.1	0.41	0.08	<0.02	<0.02	<0.02	<0.02	<0.02	<0.05	<0.05	0.1	<0.05	<0.05	<0.02	<0.05	<0.02	<0.05	<0.05	<0.02	<0.05
SW002	29 Jan 2021	0902_SW002_2101290930	Normal	NSW_0902_PFASMGMT	0.12	*3.84*	1.25	**5.09**	6.41	0.19	0.15	0.1	<0.02	<0.1	0.11	0.44	0.08	<0.02	0.02	<0.02	<0.02	<0.02	<0.05	<0.05	0.11	<0.05	<0.05	<0.02	<0.05	<0.02	<0.05	<0.05	<0.02	<0.05
SW002	29 Jan 2021	0902_SW002_2101291015	Normal	NSW_0902_PFASMGMT	0.1	*3.7*	1.27	**4.97**	6.28	0.2	0.16	0.1	<0.02	<0.1	0.1	0.43	0.08	<0.02	0.02	<0.02	<0.02	<0.02	<0.05	<0.05	0.12	<0.05	<0.05	<0.02	<0.05	<0.02	<0.05	<0.05	<0.02	<0.05
SW002	29 Jan 2021	0902_SW002_2101291100	Normal	NSW_0902_PFASMGMT	0.13	*4.68*	1.43	**6.11**	7.55	0.22	0.17	0.1	<0.02	<0.1	0.12	0.47	0.08	<0.02	0.02	<0.02	<0.02	<0.02	<0.05	<0.05	0.13	<0.05	<0.05	<0.02	<0.05	<0.02	<0.05	<0.05	<0.02	<0.05
SW002	29 Jan 2021	0902_SW002_2101291145	Normal	NSW_0902_PFASMGMT	0.23	*3.83*	1.22	**5.05**	7.15	0.18	0.14	0.09	<0.02	<0.1	0.18	0.59	0.16	0.1	0.05	<0.02	<0.02	<0.02	<0.05	<0.05	0.3	0.08	<0.05	<0.02	<0.05	<0.02	<0.05	<0.05	<0.02	<0.05
SW002	29 Jan 2021	0902_SW002_2101291230	Normal	NSW_0902_PFASMGMT	0.12	*2.38*	0.75	**3.13**	4.39	0.12	0.09	0.05	<0.02	<0.1	0.11	0.34	0.09	0.05	0.03	<0.02	<0.02	<0.02	<0.05	<0.05	0.2	0.06	<0.05	<0.02	<0.05	<0.02	<0.05	<0.05	<0.02	<0.05
SW002	29 Jan 2021	0902_SW002_2101291315	Normal	NSW_0902_PFASMGMT	0.14	*2.52*	0.89	**3.41**	4.78	0.13	0.12	0.06	<0.02	<0.1	0.12	0.34	0.06	0.06	0.03	<0.02	<0.02	<0.02	<0.05	<0.05	0.25	0.06	<0.05	<0.02	<0.05	<0.02	<0.05	<0.05	<0.02	<0.05
SW002	29 Jan 2021	0902_SW002_2101291400	Normal	NSW_0902_PFASMGMT	0.18	*3.39*	0.93	**4.32**	6.1	0.14	0.12	0.08	<0.02	<0.1	0.16	0.4	0.09	0.11	0.06	0.02	<0.02	<0.02	<0.05	<0.05	0.31	0.11	<0.05	<0.02	<0.05	<0.02	<0.05	<0.05	<0.02	<0.05
SW002	29 Jan 2021	0902_SW002_2101291445	Normal	NSW_0902_PFASMGMT	1.05	*8.04*	1.93	**9.97**	21	0.26	0.23	0.2	0.04	0.2	0.52	1.13	0.39	1.61	1.42	0.27	0.05	<0.02	<0.05	<0.05	1.09	2.58	<0.05	<0.02	<0.05	<0.02	<0.05	<0.05	<0.02	<0.05
SW002	29 Jan 2021	0902_SW002_2101291530	Normal	NSW_0902_PFASMGMT	0.44	*4.04*	0.94	**4.98**	10.5	0.13	0.12	0.1	0.02	<0.1	0.22	0.49	0.18	0.75	0.82	0.2	0.04	<0.02	<0.05	<0.05	0.49	1.56	<0.05	<0.02	<0.05	<0.02	<0.05	<0.05	<0.02	<0.05
SW002	05 May 2021	0902_SW002_210505	Normal	NSW_0902_PFASOMP	0.67	*6.88*	3.16	**10**	18.1	1.22	1.1	0.51	<0.02	0.4	0.74	2.17	0.47	0.2	0.11	0.04	<0.02	<0.02	<0.05	<0.05	0.26	0.17	<0.05	<0.02	<0.05	<0.02	<0.05	<0.05	<0.02	<0.05
SW002	07 May 2021	0902_SW002_210507	Normal	NSW_0902_WQMP_21	-	-	-	-	-	-	-	-	-	-	-	-	-	-	-	-	-	-	-	-	-	-	-	-	-	-	-	-	-	-
SW002	09 Jun 2021	0902_SW002_210609	Normal	NSW_0902_WQMP_21	-	-	-	-	-	-	-	-	-	-	-	-	-	-	-	-	-	-	-	-	-	-	-	-	-	-	-	-	-	-
SW002	09 Jun 2021	0902_SW002_210609	Normal	NSW_0902_WQMP_21	-	-	-	-	-	-	-	-	-	-	-	-	-	-	-	-	-	-	-	-	-	-	-	-	-	-	-	-	-	-
SW002	06 Oct 2021	0902_SW002_211006	Normal	NSW_0902_WQMP_21	-	-	-	-	-	-	-	-	-	-	-	-	-	-	-	-	-	-	-	-	-	-	-	-	-	-	-	-	-	-
SW002	09 Nov 2021	0902_SW002_211109	Normal	NSW_0902_PFASMGMT	0.6	*16.4*	7.25	**23.6**	31.5	1.46	1.17	0.53	0.03	0.4	0.65	2.39	0.34	0.11	0.07	<0.02	<0.02	<0.02	<0.05	<0.05	<0.05	0.1	<0.05	<0.02	<0.05	<0.02	<0.05	<0.05	<0.02	<0.05
SW002	17 Nov 2021	0902_SW002_211117	Normal	NSW_0902_WQMP_21	-	-	-	-	-	-	-	-	-	-	-	-	-	-	-	-	-	-	-	-	-	-	-	-	-	-	-	-	-	-
SW002	26 Nov 2021	0902_QC100_211126	Field_D	NSW_0902_PFASMGMT	0.11	*4.87*	0.89	**5.76**	7.15	0.24	0.14	0.08	0.02	0.1	0.18	0.4	0.05	0.04	0.03	<0.02	<0.02	<0.02	<0.05	<0.05	<0.05	<0.05	<0.05	<0.02	<0.05	<0.02	<0.05	<0.05	<0.02	<0.05
SW002	26 Nov 2021	0902_QC200_211126	Interlab_D	NSW_0902_PFASMGMT	0.11	*4.3*	1.2	**5.5**	6.8	0.18	0.15	0.08	<0.02	0.2	0.2	0.34	0.07	0.05	0.03	<0.02	<0.05	<0.1	<0.5	<0.01	0.01	0.02	<0.02	<0.1	<0.05	<0.02	<0.05	<0.1	<0.02	<0.5
SW002	26 Nov 2021	0902_SW002_2111260820	Normal	NSW_0902_PFASMGMT	0.13	*6.06*	1.23	**7.29**	9.06	0.27	0.16	0.09	0.02	0.2	0.21	0.53	0.07	0.05	0.04	<0.02	<0.02	<0.02	<0.05	<0.05	<0.05	<0.05	<0.05	<0.02	<0.05	<0.02	<0.05	<0.05	<0.02	<0.05
SW002	26 Nov 2021	0902_SW002_2111260835	Normal	NSW_0902_PFASMGMT	0.11	*4.34*	0.91	**5.25**	6.75	0.25	0.15	0.07	<0.02	0.2	0.19	0.4	0.06	0.04	0.03	<0.02	<0.02	<0.02	<0.05	<0.05	<0.05	<0.05	<0.05	<0.02	<0.05	<0.02	<0.05	<0.05	<0.02	<0.05
SW002	26 Nov 2021	0902_SW002_2111260850	Normal	NSW_0902_PFASMGMT	0.1	*4.4*	0.89	**5.29**	6.66	0.25	0.14	0.07	<0.02	0.1	0.19	0.39	0.06	0.04	0.03	<0.02	<0.02	<0.02	<0.05	<0.05	<0.05	<0.05	<0.05	<0.02	<0.05	<0.02	<0.05	<0.05	<0.02	<0.05
SW002	26 Nov 2021	0902_SW002_2111260920	Normal	NSW_0902_PFASMGMT	0.13	*5.06*	1.15	**6.21**	8.01	0.29	0.19	0.08	0.02	0.2	0.24	0.5	0.07	0.05	0.03	<0.02	<0.02	<0.02	<0.05	<0.05	<0.05	<0.05	<0.05	<0.02	<0.05	<0.02	<0.05	<0.05	<0.02	<0.05
SW002	26 Nov 2021	0902_SW002_2111260950	Normal	NSW_0902_PFASMGMT	0.1	*4.18*	0.82	**5**	6.3	0.23	0.13	0.07	<0.02	0.1	0.18	0.37	0.06	0.04	0.02	<0.02	<0.02	<0.02	<0.05	<0.05	<0.05	<0.05	<0.05	<0.02	<0.05	<0.02	<0.05	<0.05	<0.02	<0.05
SW002	26 Nov 2021	0902_SW002_2111261020	Normal	NSW_0902_PFASMGMT	0.13	*5.54*	1.16	**6.7**	8.49	0.3	0.19	0.1	0.02	0.2	0.21	0.5	0.07	0.04	0.03	<0.02	<0.02	<0.02	<0.05	<0.05	<0.05	<0.05	<0.05	<0.02	<0.05	<0.02	<0.05	<0.05	<0.02	<0.05
SW002	26 Nov 2021	0902_SW002_2111261050	Normal	NSW_0902_PFASMGMT	0.12	*4.39*	1.01	**5.4**	6.87	0.26	0.16	0.08	<0.02	0.1	0.18	0.43	0.06	0.04	0.04	<0.02	<0.02	<0.02	<0.05	<0.05	<0.05	<0.05	<0.05	<0.02	<0.05	<0.02	<0.05	<0.05	<0.02	<0.05
SW002	26 Nov 2021	0902_SW002_2111261120	Normal	NSW_0902_PFASMGMT	0.13	*5.78*	1.17	**6.95**	8.69	0.29	0.18	0.1	0.02	0.2	0.19	0.48	0.07	0.05	0.03	<0.02	<0.02	<0.02	<0.05	<0.05	<0.05	<0.05	<0.05	<0.02	<0.05	<0.02	<0.05	<0.05	<0.02	<0.05
SW002	26 Nov 2021	0902_SW002_2111261220	Normal	NSW_0902_PFASMGMT	0.14	*6*	1.28	**7.28**	9.09	0.32	0.19	0.11	0.02	0.1	0.2	0.57	0.07	0.05	0.04	<0.02	<0.02	<0.02	<0.05	<0.05	<0.05	<0.05	<0.05	<0.02	<0.05	<0.02	<0.05	<0.05	<0.02	<0.05
SW002	26 Nov 2021	0902_SW002_2111261320	Normal	NSW_0902_PFASMGMT	0.15	*5.94*	1.45	**7.39**	9.39	0.35	0.21	0.11	0.02	0.2	0.22	0.58	0.08	0.05	0.03	<0.02	<0.02	<0.02	<0.05	<0.05	<0.05	<0.05	<0.05	<0.02	<0.05	<0.02	<0.05	<0.05	<0.02	<0.05
SW002	29 Nov 2021	0902_SW002_211129	Normal	NSW_0902_PFASOMP	0.95	*41.6*	15	**56.6**	67.8	1.86	1.89	1	0.02	0.4	0.86	3.58	0.49	0.1	0.02	<0.02	<0.02	<0.02	<0.05	<0.05	0.06	<0.05	<0.05	<0.02	<0.05	<0.02	<0.05	<0.05	<0.02	<0.05
SW002	01 Dec 2021	0902_SW002_211201	Normal	NSW_0902_WQMP_21	-	-	-	-	-	-	-	-	-	-	-	-	-	-	-	-	-	-	-	-	-	-	-	-	-	-	-	-	-	-
SW002	18 Jan 2022	0902_SW002_220118	Normal	NSW_0902_PFASMGMT	1.37	*46.6*	17.4	**64**	81	2.52	3.11	1.73	0.02	0.6	1.04	5.55	0.7	0.09	0.04	0.02	<0.02	<0.02	<0.05	<0.05	0.1	0.08	<0.05	<0.02	<0.05	<0.02	<0.05	<0.05	<0.02	<0.05
SW002	21 Feb 2022	0902_SW002_220221	Normal	NSW_0902_PFASMGMT	1.25	*21.2*	8.2	**29.4**	44	1.44	1.5	0.83	0.03	0.5	1.18	3.4	1.12	0.61	0.42	0.09	0.05	<0.02	<0.05	<0.05	0.79	1.41	<0.05	<0.02	<0.05	<0.02	<0.05	<0.05	<0.02	<0.05
SW002	21 Feb 2022	0902_SW002_2202211800	Normal	NSW_0902_PFASMGMT	1.3	*25.6*	10.7	**36.3**	50.6	1.54	1.36	0.5	0.05	0.6	1.09	3.87	0.84	0.61	0.63	0.16	0.05	<0.02	<0.05	<0.05	0.58	1.1	<0.05	0.02	<0.05	<0.02	<0.05	<0.05	<0.02	<0.05
SW002	21 Feb 2022	0902_SW002_2202212000	Normal	NSW_0902_PFASMGMT	0.3	*8.05*	2.91	**11**	14.5	0.51	0.37	0.16	<0.02	0.1	0.26	1.07	0.2	0.08	0.11	0.05	0.02	<0.02	<0.05	<0.05	0.12	0.21	<0.05	<0.02	<0.05	<0.02	<0.05	<0.05	<0.02	<0.05
SW002	22 Feb 2022	0902_SW002_2202221000	Normal	NSW_0902_PFASMGMT	1.19	*25*	9.92	**34.9**	49	1.72	1.54	0.68	0.04	0.6	1.02	3.82	0.76	0.47	0.5	0.14	0.05	<0.02	<0.05	<0.05	0.44	1.07	<0.05	0.02	<0.05	<0.02	<0.05	<0.05	<0.02	<0.05
SW002	22 Feb 2022	0902_SW002_2202221200	Normal	NSW_0902_PFASMGMT	0.28	*8.23*	3.15	**11.4**	14.8	0.53	0.39	0.14	<0.02	0.1	0.24	1.03	0.18	0.07	0.09	0.05	0.02	<0.02	<0.05	<0.05	0.11	0.2	<0.05	<0.02	<0.05	<0.02	<0.05	<0.05	<0.02	<0.05
SW002	22 Feb 2022	0902_SW002_2202221400	Normal	NSW_0902_PFASMGMT	0.27	*10.7*	2.53	**13.2**	17	0.42	0.3	0.17	0.04	0.2	0.29	0.84	0.16	0.17	0.22	0.09	0.03	<0.02	<0.05	<0.05	0.1	0.5	<0.05	<0.02	<0.05	<0.02	<0.05	<0.05	<0.02	<0.05
SW002	22 Feb 2022	0902_SW002_2202221800	Normal	NSW_0902_PFASMGMT	0.66	*15*	7.81	**22.8**	32.1	1.72	1.41	0.37	0.02	0.4	0.61	2.88	0.4	0.14	0.14	0.06	0.02	<0.02	<0.05	<0.05	0.15	0.28	<0.05	<0.02	<0.05	<0.02	<0.05	<0.05	<0.02	<0.05
SW002	22 Feb 2022	0902_SW002_2202222200	Normal	NSW_0902_PFASMGMT	0.62	*16.2*	8.62	**24.8**	34.4	1.69	1.44	0.53	0.03	0.4	0.62	2.96	0.41	0.14	0.15	0.07	0.03	<0.02	<0.05	<0.05	0.16	0.3	<0.05	<0.02	<0.05	<0.02	<0.05	<0.05	<0.02	<0.05
SW002	23 Feb 2022	0902_SW002_2202230200	Normal	NSW_0902_PFASMGMT	0.66	*16.2*	8.8	**25**	34.8	1.75	1.49	0.44	0.02	0.4	0.64	3.09	0.43	0.15	0.14	0.06	0.02	<0.02	<0.05	<0.05	0.17	0.31	<0.05	<0.02	<0.05	<0.02	<0.05	<0.05	<0.02	<0.05
SW002	23 Feb 2022	0902_SW002_2202231000	Normal	NSW_0902_PFASMGMT	1.1	*26.7*	10.7	**37.4**	53.4	2.27	1.84	0.81	0.1	0.7	1.11	3.68	0.72	0.54	0.66	0.26	0.12	0.02	<0.05	<0.05	0.35	1.68	<0.05	0.04	<0.05	<0.02	<0.05	<0.05	<0.02	<0.05
SW002	23 Feb 2022	0902_SW002_2202231400	Normal	NSW_0902_PFASMGMT	1.13	*30.8*	11.9	**42.7**	59.5	2.44	1.99	0.82	0.09	0.7	1.18	4.02	0.75	0.56	0.68	0.26	0.11	0.02	<0.05	<0.05	0.33	1.71	<0.05	0.03	<0.05	<0.02	<0.05	<0.05	<0.02	<0.05
SW002	28 Mar 2022	0902_SW002_220328	Normal	NSW_0902_WQMP_21	-	-	-	-	-	-	-	-	-	-	-	-	-	-	-	-	-	-	-	-	-	-	-	-	-	-	-	-	-	-
SW002	27 May 2022	0902_SW002_220527	Normal	NSW_0902_PFASOMP	2.98	*66.1*	40.5	**107**	137	4.8	5.75	2.96	0.02	1.4	<0.02	9.94	2.13	0.18	0.03	<0.02	<0.02	<0.02	<0.05	<0.05	0.19	<0.05	<0.05	<0.02	<0.05	<0.02	<0.05	<0.05	<0.02	<0.05
SW002	23 Jun 2022	0902_SW002_220623	Normal	NSW_0902_WQMP_21	-	-	-	-	-	-	-	-	-	-	-	-	-	-	-	-	-	-	-	-	-	-	-	-	-	-	-	-	-	-
SW002	22 Jul 2022	0902_SW002_220722	Normal	NSW_0902_WQMP_21	-	-	-	-	-	-	-	-	-	-	-	-	-	-	-	-	-	-	-	-	-	-	-	-	-	-	-	-	-	-
SW002	05 Sep 2022	0902_SW002_220905	Normal	NSW_0902_WQMP_21	-	-	-	-	-	-	-	-	-	-	-	-	-	-	-	-	-	-	-	-	-	-	-	-	-	-	-	-	-	-
SW002	13 Oct 2022	0902_SW002_221013	Normal	NSW_0902_WQMP_21	-	-	-	-	-	-	-	-	-	-	-	-	-	-	-	-	-	-	-	-	-	-	-	-	-	-	-	-	-	-
SW002	08 Nov 2022	0902_SW002_221108	Normal	NSW_0902_PFASOMP	1.07	*26.8*	16.3	**43.1**	55.1	2.02	2.42	1.26	<0.02	0.5	0.77	3.23	0.62	0.05	<0.02	<0.02	<0.02	<0.02	<0.05	<0.05	0.07	<0.05	<0.05	<0.02	<0.05	<0.02	<0.05	<0.05	<0.02	<0.05
SW002	22 Nov 2022	0902_SW002_221122	Normal	NSW_0902_WQMP_21	-	-	-	-	-	-	-	-	-	-	-	-	-	-	-	-	-	-	-	-	-	-	-	-	-	-	-	-	-	-
SW002	10 Mar 2023	0902_SW002_230310	Normal	NSW_0902_WQMP_21	-	-	-	-	-	-	-	-	-	-	-	-	-	-	-	-	-	-	-	-	-	-	-	-	-	-	-	-	-	-
SW002	08 May 2023	0902_SW002_230508	Normal	NSW_0902_PFASOMP_23	0.3	*8.65*	3.13	**11.8**	14.8	0.5	0.48	0.26	<0.02	0.1	0.23	0.82	0.16	0.03	0.02	<0.02	<0.02	<0.02	<0.05	<0.05	0.08	<0.05	<0.05	<0.02	<0.05	<0.02	<0.05	<0.05	<0.02	<0.05

Table T9 - Historical Surface Water Analytical Results

					PFAS					PFAS - Perfluoroalkyl Sulfonic Acids				PFAS - Perfluoroalkyl Carboxylic Acids										PFAS - (n:2) Fluorotelomer Sulfonic Acids				PFAS - Perfluoroalkyl Sulfonamides						
					Perfluorooctanoic acid (PFOA)	Perfluorooctane sulfonic acid (PFOS)	Perfluorohexane sulfonic acid (PFHxS)	Sum of PFHxS and PFOS	Sum of PFAS	Perfluorobutane sulfonic acid (PFBS)	Perfluoropentane sulfonic acid (PFPeS)	Perfluoroheptane sulfonic acid (PFHpS)	Perfluorodecane sulfonic acid (PFDS)	Perfluorobutanoic acid (PFBA)	Perfluoropentanoic acid (PFPeA)	Perfluorohexanoic acid (PFHxA)	Perfluoroheptanoic acid (PFHpA)	Perfluorononanoic acid (PFNA)	Perfluorodecanoic acid (PFDA)	Perfluoroundecanoic acid (PFUnDA)	Perfluorododecanoic acid (PFDoDA)	Perfluorotridecanoic acid (PFTrDA)	Perfluorotetradecanoic acid (PFTeDA)	4:2 Fluorotelomer sulfonic acid (4:2 FTS)	6:2 Fluorotelomer sulfonic acid (6:2 FTS)	8:2 Fluorotelomer sulfonic acid (8:2 FTS)	10:2 Fluorotelomer sulfonic acid (10:2 FTS)	Perfluorooctane sulfonamide (FOSA)	N-Methyl perfluorooctane sulfonamide (MeFOSA)	N-Methyl perfluorooctane sulfonamidoacetic acid (MeFOSAA)	N-methyl perfluorooctane sulfonamidoethanol (MeFOSE)	N-Ethyl perfluorooctane sulfonamide (EtFOSA)	N-Ethyl perfluorooctane sulfonamidoacetic acid (EtFOSAA)	N-Ethyl perfluorooctane sulfonamidoethanol (EtFOSE)
					µg/L	µg/L	µg/L	µg/L	µg/L	µg/L	µg/L	µg/L	µg/L	µg/L	µg/L	µg/L	µg/L	µg/L	µg/L	µg/L	µg/L	µg/L	µg/L	µg/L	µg/L	µg/L	µg/L	µg/L	µg/L	µg/L	µg/L	µg/L	µg/L	µg/L
SW002	05 Jun 2023	0902_SW002_230605	Normal	NSW_0902_WQMP_21	-	-	-	-	-	-	-	-	-	-	-	-	-	-	-	-	-	-	-	-	-	-	-	-	-	-	-	-	-	-
SW002	08 Sep 2023	0902_SW002_230908	Normal	NSW_0902_WQMP_21	-	-	-	-	-	-	-	-	-	-	-	-	-	-	-	-	-	-	-	-	-	-	-	-	-	-	-	-	-	-
SW002	20 Nov 2023	0902_SW002_231120	Normal	NSW_0902_PFASOMP_23	0.15	*3.81*	1.26	**5.07**	6.69	0.2	0.14	0.12	<0.02	<0.1	0.14	0.4	0.08	0.08	0.07	0.02	<0.02	<0.02	<0.05	<0.05	0.12	0.1	<0.05	<0.02	<0.05	<0.02	<0.05	<0.05	<0.02	<0.05
SW003	04 Jul 2017	0902_SW003_040717	Normal	NSW_0902_PFAS	3.34	*52.7*	23.4	**76.1**	157	3.95	3.44	1.7	<0.02	2.4	2.63	15.1	2.27	0.98	0.57	0.04	<0.02	<0.02	<0.05	<0.05	43.4	1.08	<0.05	0.05	<0.05	<0.02	<0.05	<0.05	<0.02	<0.05
SW003	15 Jan 2018	0902_QC212_180115	Interlab_D	NSW_0902_PFAS	1.7	*14*	4.7	**18.7**	-	0.73	0.68	0.48	<0.02	0.6	1.5	2.6	1.4	0.97	0.3	0.02	<0.05	<0.1	<0.5	<0.01	2.9	0.44	<0.01	<0.1	<0.05	<0.02	<0.05	<0.1	<0.02	<0.5
SW003	15 Jan 2018	0902_SW003_180115	Normal	NSW_0902_PFAS	2.1	*22.2*	6.1	**28.3**	45.5	0.87	0.71	0.46	0.05	0.5	1.82	3.17	1.53	1.2	0.59	0.06	<0.02	<0.02	<0.05	<0.05	3.45	0.64	<0.05	0.02	<0.05	<0.02	<0.05	<0.05	<0.02	<0.05
SW003	27 Feb 2018	0902_QC120_270218	Field_D	NSW_0902_PFAS	1.98	*35*	17.1	**52.1**	73.5	3.16	2.43	1.28	<0.02	0.8	2.08	4.08	1.37	0.84	0.41	0.03	<0.02	<0.02	<0.05	<0.05	2.31	0.65	<0.05	<0.02	<0.05	<0.02	<0.05	<0.05	<0.02	<0.05
SW003	27 Feb 2018	0902_SW003_270218	Normal	NSW_0902_PFAS	2.22	*37.2*	16.2	**53.4**	76.7	3.47	2.7	1.33	<0.02	0.7	2.26	4.57	1.6	1.02	0.45	0.04	<0.02	<0.02	<0.05	<0.05	2.21	0.72	<0.05	<0.02	<0.05	<0.02	<0.05	<0.05	<0.02	<0.05
SW003	11 Nov 2019	0902_SW003_191111	Normal	NSW_0902_PFASOMP	0.77	*15.8*	8.37	**24.2**	32.7	1.21	0.94	0.5	<0.02	0.4	0.82	2.24	0.37	0.33	0.26	0.05	<0.02	<0.02	<0.05	<0.05	0.44	0.24	<0.05	<0.02	<0.05	<0.02	<0.05	<0.05	<0.02	<0.05
SW003	14 May 2020	0902_SW003_200514	Normal	NSW_0902_PFASOMP	0.65	*21.2*	6.56	**27.8**	34.9	0.87	0.9	0.68	0.05	0.2	0.5	1.68	0.26	0.26	0.39	0.05	0.02	<0.02	<0.05	<0.05	0.24	0.34	<0.05	0.02	<0.05	<0.02	<0.05	<0.05	<0.02	<0.05
SW003	13 Nov 2020	0902_SW003_201113	Normal	NSW_0902_PFASOMP	0.38	*15.7*	5.85	**21.6**	26.3	0.66	0.71	0.41	0.05	0.2	0.35	1.5	0.17	0.06	0.06	0.04	0.03	<0.02	<0.05	<0.05	0.06	0.09	<0.05	<0.02	<0.05	<0.02	<0.05	<0.05	<0.02	<0.05
SW003	05 May 2021	0902_SW003_210505	Normal	NSW_0902_PFASOMP	0.58	*6.41*	2.82	**9.23**	17.2	1.63	0.86	0.43	0.03	0.4	0.7	1.87	0.38	0.34	0.18	0.05	<0.02	<0.02	<0.05	<0.05	0.33	0.14	<0.05	<0.02	<0.05	<0.02	<0.05	<0.05	<0.02	<0.05
SW003	07 May 2021	0902_SW003_210507	Normal	NSW_0902_WQMP_21	-	-	-	-	-	-	-	-	-	-	-	-	-	-	-	-	-	-	-	-	-	-	-	-	-	-	-	-	-	-
SW003	09 Jun 2021	0902_SW003_210609	Normal	NSW_0902_WQMP_21	-	-	-	-	-	-	-	-	-	-	-	-	-	-	-	-	-	-	-	-	-	-	-	-	-	-	-	-	-	-
SW003	09 Jun 2021	0902_SW003_210609	Normal	NSW_0902_WQMP_21	-	-	-	-	-	-	-	-	-	-	-	-	-	-	-	-	-	-	-	-	-	-	-	-	-	-	-	-	-	-
SW003	29 Nov 2021	0902_QC211_211129	Interlab_D	NSW_0902_PFASOMP	1	*29*	12	**41**	52	1.6	1.5	0.83	<0.02	0.67	0.93	3.6	0.58	0.12	0.04	<0.02	<0.05	<0.1	<0.5	<0.01	0.07	0.04	<0.02	<0.1	<0.05	<0.02	<0.05	<0.1	<0.02	<0.5
SW003	29 Nov 2021	0902_SW003_211129	Normal	NSW_0902_PFASOMP	0.84	*33.6*	13.5	**47.1**	57.2	1.63	1.71	0.89	0.03	0.4	0.8	3.18	0.45	0.1	0.04	0.02	<0.02	<0.02	<0.05	<0.05	0.06	<0.05	<0.05	<0.02	<0.05	<0.02	<0.05	<0.05	<0.02	<0.05
SW003	30 May 2022	0902_QC109_220530	Field_D	NSW_0902_PFASOMP	2.69	*60.6*	36.7	**97.3**	128	4.47	5.19	2.47	0.09	1.3	2.19	9.33	2.11	0.2	0.08	0.04	<0.02	<0.02	<0.05	<0.05	0.2	0.12	<0.05	0.03	<0.05	<0.02	<0.05	<0.05	<0.02	<0.05
SW003	30 May 2022	0902_SW003_220530	Normal	NSW_0902_PFASOMP	3.49	*74*	54.9	**129**	167	5.86	5.64	3.2	0.07	1.4	3.28	12.4	2.04	0.23	0.09	0.05	0.03	<0.02	<0.05	<0.05	0.25	0.11	<0.05	0.04	<0.05	<0.02	<0.05	<0.05	<0.02	<0.05
SW003	05 Sep 2022	0902_SW003_220905	Normal	NSW_0902_WQMP_21	-	-	-	-	-	-	-	-	-	-	-	-	-	-	-	-	-	-	-	-	-	-	-	-	-	-	-	-	-	-
SW003	08 Nov 2022	0902_SW003_221108	Normal	NSW_0902_PFASOMP	1.25	*28.6*	17.6	**46.2**	60.4	2.25	2.77	1.57	0.03	0.5	0.91	3.83	0.72	0.1	0.06	0.03	<0.02	<0.02	<0.05	<0.05	0.1	0.08	<0.05	0.03	<0.05	<0.02	<0.05	<0.05	<0.02	<0.05
SW003	08 May 2023	0902_SW003_230508	Normal	NSW_0902_PFASOMP_23	0.39	*9.42*	3.87	**13.3**	17.4	0.66	0.64	0.31	0.02	0.2	0.33	1.08	0.2	0.09	0.07	0.03	<0.02	<0.02	<0.05	<0.05	0.06	0.07	<0.05	<0.02	<0.05	<0.02	<0.05	<0.05	<0.02	<0.05
SW003	20 Nov 2023	0902_SW003_231120	Normal	NSW_0902_PFASOMP_23	0.43	*15*	3.8	**18.8**	23.6	0.55	0.45	0.17	<0.02	0.3	0.6	1.3	0.28	0.16	0.08	<0.02	<0.02	<0.02	<0.05	<0.05	0.38	0.06	<0.05	<0.02	<0.05	<0.02	<0.05	<0.05	<0.02	<0.05
SW005	04 Jul 2017	0902_SW005_040717	Normal	NSW_0902_PFAS	<0.01	*0.08*	0.04	0.12	0.12	<0.02	<0.02	<0.02	<0.02	<0.1	<0.02	<0.02	<0.02	<0.02	<0.02	<0.02	<0.02	<0.02	<0.05	<0.05	<0.05	<0.05	<0.05	<0.02	<0.05	<0.02	<0.05	<0.05	<0.02	<0.05
SW005	15 Jan 2018	0902_SW005_180115	Normal	NSW_0902_PFAS	<0.01	*0.2*	0.07	0.27	0.27	<0.02	<0.02	<0.02	<0.02	<0.1	<0.02	<0.02	<0.02	<0.02	<0.02	<0.02	<0.02	<0.02	<0.05	<0.05	<0.05	<0.05	<0.05	<0.02	<0.05	<0.02	<0.05	<0.05	<0.02	<0.05
SW005	08 Nov 2019	0902_SW005_191108	Normal	NSW_0902_PFASOMP	<0.01	*0.11*	0.02	0.13	0.13	<0.02	<0.02	<0.02	<0.02	<0.1	<0.02	<0.02	<0.02	<0.02	<0.02	<0.02	<0.02	<0.02	<0.05	<0.05	<0.05	<0.05	<0.05	<0.02	<0.05	<0.02	<0.05	<0.05	<0.02	<0.05
SW005	14 May 2020	0902_QC106_200514	Field_D	NSW_0902_PFASOMP	<0.01	*0.11*	0.07	0.18	0.18	<0.02	<0.02	<0.02	<0.02	<0.1	<0.02	<0.02	<0.02	<0.02	<0.02	<0.02	<0.02	<0.02	<0.05	<0.05	<0.05	<0.05	<0.05	<0.02	<0.05	<0.02	<0.05	<0.05	<0.02	<0.05
SW005	14 May 2020	0902_SW005_200514	Normal	NSW_0902_PFASOMP	<0.01	*0.08*	0.07	0.15	0.15	<0.02	<0.02	<0.02	<0.02	<0.1	<0.02	<0.02	<0.02	<0.02	<0.02	<0.02	<0.02	<0.02	<0.05	<0.05	<0.05	<0.05	<0.05	<0.02	<0.05	<0.02	<0.05	<0.05	<0.02	<0.05
SW005	12 Nov 2020	0902_QC104_201112	Field_D	NSW_0902_PFASOMP	<0.01	*0.04*	<0.02	0.04	0.04	<0.02	<0.02	<0.02	<0.02	<0.1	<0.02	<0.02	<0.02	<0.02	<0.02	<0.02	<0.02	<0.02	<0.05	<0.05	<0.05	<0.05	<0.05	<0.02	<0.05	<0.02	<0.05	<0.05	<0.02	<0.05
SW005	12 Nov 2020	0902_SW005_201112	Normal	NSW_0902_PFASOMP	<0.01	*0.04*	0.02	0.06	0.06	<0.02	<0.02	<0.02	<0.02	<0.1	<0.02	<0.02	<0.02	<0.02	<0.02	<0.02	<0.02	<0.02	<0.05	<0.05	<0.05	<0.05	<0.05	<0.02	<0.05	<0.02	<0.05	<0.05	<0.02	<0.05
SW005	06 May 2021	0902_SW005_210506	Normal	NSW_0902_PFASOMP	<0.01	*0.05*	0.08	0.13	0.13	<0.02	<0.02	<0.02	<0.02	<0.1	<0.02	<0.02	<0.02	<0.02	<0.02	<0.02	<0.02	<0.02	<0.05	<0.05	<0.05	<0.05	<0.05	<0.02	<0.05	<0.02	<0.05	<0.05	<0.02	<0.05
SW005	25 Nov 2021	0902_SW005_211125	Normal	NSW_0902_PFASOMP	<0.01	*0.16*	0.1	0.26	0.29	<0.02	<0.02	<0.02	<0.02	<0.1	<0.02	0.03	<0.02	<0.02	<0.02	<0.02	<0.02	<0.02	<0.05	<0.05	<0.05	<0.05	<0.05	<0.02	<0.05	<0.02	<0.05	<0.05	<0.02	<0.05
SW005	26 May 2022	0902_SW005_220526	Normal	NSW_0902_PFASOMP	0.01	*0.19*	0.2	0.39	0.42	0.02	<0.02	<0.02	<0.02	<0.1	<0.02	<0.02	<0.02	<0.02	<0.02	<0.02	<0.02	<0.02	<0.05	<0.05	<0.05	<0.05	<0.05	<0.02	<0.05	<0.02	<0.05	<0.05	<0.02	<0.05
SW005	11 Nov 2022	0902_SW005_221111	Normal	NSW_0902_PFASOMP	<0.01	*0.19*	0.08	0.27	0.27	<0.02	<0.02	<0.02	<0.02	<0.1	<0.02	<0.02	<0.02	<0.02	<0.02	<0.02	<0.02	<0.02	<0.05	<0.05	<0.05	<0.05	<0.05	<0.02	<0.05	<0.02	<0.05	<0.05	<0.02	<0.05
SW005	11 May 2023	0902_SW005_230511	Normal	NSW_0902_PFASOMP_23	<0.01	*0.2*	0.08	0.28	0.28	<0.02	<0.02	<0.02	<0.02	<0.1	<0.02	<0.02	<0.02	<0.02	<0.02	<0.02	<0.02	<0.02	<0.05	<0.05	<0.05	<0.05	<0.05	<0.02	<0.05	<0.02	<0.05	<0.05	<0.02	<0.05
SW005	22 Nov 2023	0902_SW005_231122	Normal	NSW_0902_PFASOMP_23	<0.01	*0.18*	0.13	0.31	0.34	<0.02	<0.02	<0.02	<0.02	<0.1	<0.02	0.03	<0.02	<0.02	<0.02	<0.02	<0.02	<0.02	<0.05	<0.05	<0.05	<0.05	<0.05	<0.02	<0.05	<0.02	<0.05	<0.05	<0.02	<0.05
SW007	04 Jul 2017	0902_SW007_040717	Normal	NSW_0902_PFAS	0.01	*0.12*	0.11	0.23	0.29	<0.02	0.02	<0.02	<0.02	<0.1	<0.02	0.03	<0.02	<0.02	<0.02	<0.02	<0.02	<0.02	<0.05	<0.05	<0.05	<0.05	<0.05	<0.02	<0.05	<0.02	<0.05	<0.05	<0.02	<0.05
SW007	15 Jan 2018	0902_SW007_180115	Normal	NSW_0902_PFAS	<0.01	*0.1*	0.08	0.18	0.18	<0.02	<0.02	<0.02	<0.02	<0.1	<0.02	<0.02	<0.02	<0.02	<0.02	<0.02	<0.02	<0.02	<0.05	<0.05	<0.05	<0.05	<0.05	<0.02	<0.05	<0.02	<0.05	<0.05	<0.02	<0.05
SW007	08 Nov 2019	0902_SW007_191108	Normal	NSW_0902_PFASOMP	<0.01	*0.12*	0.14	0.26	0.32	0.02	<0.02	<0.02	<0.02	<0.1	<0.02	0.04	<0.02	<0.02	<0.02	<0.02	<0.02	<0.02	<0.05	<0.05	<0.05	<0.05	<0.05	<0.02	<0.05	<0.02	<0.05	<0.05	<0.02	<0.05
SW007	14 May 2020	0902_QC206_200514	Interlab_D	NSW_0902_PFASOMP	<0.01	*0.038*	0.064	0.102	-	0.017	0.012	<0.01	<0.01	<0.05	<0.02	0.014	<0.01	<0.01	<0.01	<0.01	<0.01	<0.02	<0.02	<0.01	<0.01	<0.01	<0.01	<0.01	<0.02	<0.01	<0.05	<0.02	<0.01	<0.05
SW007	14 May 2020	0902_SW007_200514	Normal	NSW_0902_PFASOMP	<0.01	*0.05*	0.09	0.14	0.18	0.02	<0.02	<0.02	<0.02	<0.1	<0.02	0.02	<0.02	<0.02	<0.02	<0.02	<0.02	<0.02	<0.05	<0.05	<0.05	<0.05	<0.05	<0.02	<0.05	<0.02	<0.05	<0.05	<0.02	<0.05
SW007	12 Nov 2020	0902_QC204_201112	Interlab_D	NSW_0902_PFASOMP	<0.01	*0.062*	0.042	0.104	-	<0.01	<0.01	<0.01	<0.01	<0.05	<0.02	<0.01	<0.01	<0.01	<0.01	<0.01	<0.01	<0.02	<0.02	<0.01	<0.01	<0.01	<0.01	<0.01	<0.02	<0.01	<0.05	<0.02	<0.01	<0.05
SW007	12 Nov 2020	0902_SW007_201112	Normal	NSW_0902_PFASOMP	<0.01	*0.1*	0.06	0.16	0.16	<0.02	<0.02	<0.02	<0.02	<0.1	<0.02	<0.02	<0.02	<0.02	<0.02	<0.02	<0.02	<0.02	<0.05	<0.05	<0.05	<0.05	<0.05	<0.02	<0.05	<0.02	<0.05	<0.05	<0.02	<0.05
SW007	06 May 2021	0902_SW007_210506	Normal	NSW_0902_PFASOMP	<0.01	*0.05*	0.07	0.12	0.16	0.02	<0.02	<0.02	<0.02	<0.1	<0.02	0.02	<0.02	<0.02	<0.02	<0.02	<0.02	<0.02	<0.05	<0.05	<0.05	<0.05	<0.05	<0.02	<0.05	<0.02	<0.05	<0.05	<0.02	<0.05
SW007	29 Nov 2021	0902_SW007_211129	Normal	NSW_0902_PFASOMP	<0.01	*0.07*	0.08	0.15	0.18	<0.02	<0.02	<0.02	<0.02	<0.1	<0.02	0.03	<0.02	<0.02	<0.02	<0.02	<0.02	<0.02	<0.05	<0.05	<0.05	<0.05	<0.05	<0.02	<0.05	<0.02	<0.05	<0.05	<0.02	<0.05
SW007	26 May 2022	0902_QC105_220526	Field_D	NSW_0902_PFASOMP	0.01	*0.09*	0.22	0.31	0.43	0.03	0.03	<0.02	<0.02	<0.1	<0.02	0.05	<0.02	<0.02	<0.02	<0.02	<0.02	<0.02	<0.05	<0.05	<0.05	<0.05	<0.05	<0.02	<0.05	<0.02	<0.05	<0.05	<0.02	<0.05
SW007	26 May 2022	0902_SW007_220526	Normal	NSW_0902_PFASOMP	<0.01	*0.1*	0.22	0.32	0.43	0.03	0.02	<0.02	<0.02	<0.1	<0.02	0.06	<0.02	<0.02	<0.02	<0.02	<0.02	<0.02	<0.05	<0.05	<0.05	<0.05	<0.05	<0.02	<0.05	<0.02	<0.05	<0.05	<0.02	<0.05
SW007	11 Nov 2022	0902_SW007_221111	Normal	NSW_0902_PFASOMP	<0.01	*0.14*	0.15	0.29	0.29	<0.02	<0.02	<0.02	<0.02	<0.1	<0.02	<0.02	<0.02	<0.02	<0.02	<0.02	<0.02	<0.02	<0.05	<0.05	<0.05	<0.05	<0.05	<0.02	<0.05	<0.02	<0.05	<0.05	<0.02	<0.05
SW007	11 May 2023	0902_SW007_230511	Normal	NSW_0902_PFASOMP_23	<0.01	*0.06*	0.1	0.16	0.19	<0.02	<0.02	<0.02	<0.02	<0.1	<0.02	0.03	<0.02	<0.02	<0.02	<0.02	<0.02	<0.02	<0.05	<0.05	<0.05	<0.05	<0.05	<0.02	<0.05	<0.02	<0.05	<0.05	<0.02	<0.05
SW007	22 Nov 2023	0902_SW007_231122	Normal	NSW_0902_PFASOMP_23	<0.01	*0.04*	0.02	0.06	0.06	<0.02	<0.02	<0.02	<0.02	<0.1	<0.02	<0.02	<0.02	<0.02	<0.02	<0.02	<0.02	<0.02	<0.05	<0.05	<0.05	<0.05	<0.05	<0.02	<0.05	<0.02	<0.05	<0.05	<0.02	<0.05
SW008	03 Jul 2017	0902_SW008_030717	Normal	NSW_0902_PFAS	0.02	*0.24*	0.13	0.37	0.44	0.02	<0.02	<0.02	<0.02	<0.1	<0.02	0.03	<0.02	<0.02	<0.02	<0.02	<0.02	<0.02	<0.05	<0.05	<0.05	<0.05	<0.05	<0.02	<0.05	<0.02	<0.05	<0.05	<0.02	<0.05
SW008	15 Jan 2018	0902_SW008_180115	Normal	NSW_0902_PFAS	0.02	*0.34*	0.07	0.41	0.46	<0.02	<0.02	<0.02	<0.02	<0.1	<0.02	0.03	<0.02	<0.02	<0.02	<0.02	<0.02	<0.02	<0.05	<0.05	<0.05	<0.05	<0.05	<0.02	<0.05	<0.02	<0.05	<0.05	<0.02	<0.05
SW008	27 Feb 2018	0902_SW008_270218	Normal	NSW_0902_PFAS	0.01	*0.67*	0.1	0.77	0.82	0.02	<0.02	<0.02	<0.02	<0.1	<0.02	0.02	<0.02	<0.02	<0.02	<0.02	<0.02	<0.02	<0.05	<0.05	<0.05	<0.05	<0.05	<0.02	<0.05	<0.02	<0.05	<0.05	<0.02	<0.05

Table T9 - Historical Surface Water Analytical Results

					PFAS					PFAS - Perfluoroalkyl Sulfonic Acids				PFAS - Perfluoroalkyl Carboxylic Acids										PFAS - (n:2) Fluorotelomer Sulfonic Acids				PFAS - Perfluoroalkyl Sulfonamides						
					Perfluorooctanoic acid (PFOA)	Perfluorooctane sulfonic acid (PFOS)	Perfluorohexane sulfonic acid (PFHxS)	Sum of PFHxS and PFOS	Sum of PFAS	Perfluorobutane sulfonic acid (PFBS)	Perfluoropentane sulfonic acid (PFPeS)	Perfluoroheptane sulfonic acid (PFHpS)	Perfluorodecane sulfonic acid (PFDS)	Perfluorobutanoic acid (PFBA)	Perfluoropentanoic acid (PFPeA)	Perfluorohexanoic acid (PFHxA)	Perfluoroheptanoic acid (PFHpA)	Perfluorononanoic acid (PFNA)	Perfluorodecanoic acid (PFDA)	Perfluoroundecanoic acid (PFUnDA)	Perfluorododecanoic acid (PFDoDA)	Perfluorotridecanoic acid (PFTrDA)	Perfluorotetradecanoic acid (PFTeDA)	4:2 Fluorotelomer sulfonic acid (4:2 FTS)	6:2 Fluorotelomer sulfonic acid (6:2 FTS)	8:2 Fluorotelomer sulfonic acid (8:2 FTS)	10:2 Fluorotelomer sulfonic acid (10:2 FTS)	Perfluorooctane sulfonamide (FOSA)	N-Methyl perfluorooctane sulfonamide (MeFOSA)	N-Methyl perfluorooctane sulfonamidoacetic acid (MeFOSAA)	N-methyl perfluorooctane sulfonamidoethanol (MeFOSE)	N-Ethyl perfluorooctane sulfonamide (EtFOSA)	N-Ethyl perfluorooctane sulfonamidoacetic acid (EtFOSAA)	N-Ethyl perfluorooctane sulfonamidoethanol (EtFOSE)
					µg/L	µg/L	µg/L	µg/L	µg/L	µg/L	µg/L	µg/L	µg/L	µg/L	µg/L	µg/L	µg/L	µg/L	µg/L	µg/L	µg/L	µg/L	µg/L	µg/L	µg/L	µg/L	µg/L	µg/L	µg/L	µg/L	µg/L	µg/L	µg/L	µg/L
SW008	08 Nov 2019	0902_SW008_191108	Normal	NSW_0902_PFASOMP	0.05	1.01	0.35	1.36	1.84	0.04	0.04	0.03	<0.02	<0.1	0.06	0.14	0.02	<0.02	<0.02	<0.02	<0.02	<0.05	<0.05	0.1	<0.05	<0.05	<0.02	<0.05	<0.02	<0.05	<0.05	<0.02	<0.05
SW008	13 May 2020	0902_QC208_200513	Interlab_D	NSW_0902_PFASOMP	0.01	0.12	0.14	0.26	0.35	0.06	0.02	<0.02	<0.02	<0.1	<0.02	<0.02	<0.02	<0.02	<0.02	<0.02	<0.02	<0.05	<0.05	<0.05	<0.05	<0.05	<0.02	<0.05	<0.02	<0.05	<0.05	<0.02	<0.05
SW008	13 May 2020	0902_SW008_200513	Normal	NSW_0902_PFASOMP	0.013	0.072	0.1	0.172	-	0.022	0.017	<0.01	<0.01	<0.05	<0.02	0.015	<0.01	<0.01	<0.01	<0.01	<0.02	<0.02	<0.01	<0.01	<0.01	<0.01	<0.01	<0.02	<0.01	<0.05	<0.02	<0.01	<0.05
SW008	12 Nov 2020	0902_SW008_201112	Normal	NSW_0902_PFASOMP	0.02	0.2	0.08	0.28	0.3	<0.02	<0.02	<0.02	<0.02	<0.1	<0.02	<0.02	<0.02	<0.02	<0.02	<0.02	<0.02	<0.05	<0.05	<0.05	<0.05	<0.05	<0.02	<0.05	<0.02	<0.05	<0.05	<0.02	<0.05
SW008	06 May 2021	0902_SW008_210506	Normal	NSW_0902_PFASOMP	0.02	0.19	0.35	0.54	0.75	0.07	0.06	<0.02	<0.02	<0.1	<0.02	0.06	<0.02	<0.02	<0.02	<0.02	<0.02	<0.05	<0.05	<0.05	<0.05	<0.05	<0.02	<0.05	<0.02	<0.05	<0.05	<0.02	<0.05
SW008	29 Nov 2021	0902_QC113_211129	Field_D	NSW_0902_PFASOMP	<0.01	0.11	0.05	0.16	0.18	<0.02	<0.02	<0.02	<0.02	<0.1	<0.02	0.02	<0.02	<0.02	<0.02	<0.02	<0.02	<0.05	<0.05	<0.05	<0.05	<0.05	<0.02	<0.05	<0.02	<0.05	<0.05	<0.02	<0.05
SW008	29 Nov 2021	0902_SW008_211129	Normal	NSW_0902_PFASOMP	<0.01	0.08	0.05	0.13	0.13	<0.02	<0.02	<0.02	<0.02	<0.1	<0.02	<0.02	<0.02	<0.02	<0.02	<0.02	<0.02	<0.05	<0.05	<0.05	<0.05	<0.05	<0.02	<0.05	<0.02	<0.05	<0.05	<0.02	<0.05
SW008	26 May 2022	0902_SW008_220526	Normal	NSW_0902_PFASOMP	<0.01	0.09	0.24	0.33	0.41	0.04	0.04	<0.02	<0.02	<0.1	<0.02	<0.02	<0.02	<0.02	<0.02	<0.02	<0.02	<0.05	<0.05	<0.05	<0.05	<0.05	<0.02	<0.05	<0.02	<0.05	<0.05	<0.02	<0.05
SW008	11 Nov 2022	0902_QC113_221111	Field_D	NSW_0902_PFASOMP	0.02	0.23	0.16	0.39	0.44	<0.02	<0.02	<0.02	<0.02	<0.1	<0.02	0.03	<0.02	<0.02	<0.02	<0.02	<0.02	<0.05	<0.05	<0.05	<0.05	<0.05	<0.02	<0.05	<0.02	<0.05	<0.05	<0.02	<0.05
SW008	11 Nov 2022	0902_SW008_221111	Normal	NSW_0902_PFASOMP	0.01	0.2	0.16	0.36	0.44	0.02	0.02	<0.02	<0.02	<0.1	<0.02	0.03	<0.02	<0.02	<0.02	<0.02	<0.02	<0.05	<0.05	<0.05	<0.05	<0.05	<0.02	<0.05	<0.02	<0.05	<0.05	<0.02	<0.05
SW008	11 May 2023	0902_SW008_230511	Normal	NSW_0902_PFASOMP_23	<0.01	0.12	0.04	0.16	0.16	<0.02	<0.02	<0.02	<0.02	<0.1	<0.02	<0.02	<0.02	<0.02	<0.02	<0.02	<0.02	<0.05	<0.05	<0.05	<0.05	<0.05	<0.02	<0.05	<0.02	<0.05	<0.05	<0.02	<0.05
SW008	22 Nov 2023	0902_SW008_231122	Normal	NSW_0902_PFASOMP_23	<0.01	0.28	0.09	0.37	0.41	<0.02	<0.02	<0.02	<0.02	<0.1	<0.02	0.04	<0.02	<0.02	<0.02	<0.02	<0.02	<0.05	<0.05	<0.05	<0.05	<0.05	<0.02	<0.05	<0.02	<0.05	<0.05	<0.02	<0.05
SW009	03 Jul 2017	0902_SW009_030717	Normal	NSW_0902_PFAS	0.54	16.3	4.98	**21.3**	25.6	0.76	0.76	0.42	<0.02	<0.1	0.22	0.97	0.23	0.03	<0.02	<0.02	<0.02	<0.02	<0.05	<0.05	0.28	0.06	<0.05	<0.02	<0.05	<0.02	<0.05	<0.05	<0.02	<0.05
SW009	15 Jan 2018	0902_QC113_180115	Field_D	NSW_0902_PFAS	0.06	1.38	0.44	1.82	2.38	0.05	0.05	0.04	<0.02	<0.1	0.05	0.13	0.03	<0.02	<0.02	<0.02	<0.02	<0.02	<0.05	<0.05	0.15	<0.05	<0.05	<0.02	<0.05	<0.02	<0.05	<0.05	<0.02	<0.05
SW009	15 Jan 2018	0902_SW009_180115	Normal	NSW_0902_PFAS	0.06	1.37	0.45	1.82	2.42	0.06	0.05	0.03	<0.02	<0.1	0.06	0.15	0.03	<0.02	<0.02	<0.02	<0.02	<0.02	<0.05	<0.05	0.16	<0.05	<0.05	<0.02	<0.05	<0.02	<0.05	<0.05	<0.02	<0.05
SW009	02 Feb 2018	0902_SW09_050218	Normal	NSW_0902_PFAS	0.06	1.1	0.31	1.41	1.83	0.04	0.03	0.02	<0.02	<0.1	<0.02	0.13	0.03	<0.02	<0.02	<0.02	<0.02	<0.02	<0.05	<0.05	0.11	<0.05	<0.05	<0.02	<0.05	<0.02	<0.05	<0.05	<0.02	<0.05
SW009	02 Feb 2018	0902_SW09_050218_a	Normal	NSW_0902_PFAS	0.13	2.91	0.67	**3.58**	4.68	0.07	0.06	0.05	<0.02	<0.1	0.08	0.26	0.07	0.04	0.04	<0.02	<0.02	<0.02	<0.05	<0.05	0.23	0.07	<0.05	<0.02	<0.05	<0.02	<0.05	<0.05	<0.02	<0.05
SW009	27 Feb 2018	0902_SW009_270218	Normal	NSW_0902_PFAS	0.05	2.91	0.49	**3.4**	3.85	0.07	0.05	0.05	<0.02	<0.1	0.03	0.11	0.03	<0.02	<0.02	<0.02	<0.02	<0.02	<0.05	<0.05	0.06	<0.05	<0.05	<0.02	<0.05	<0.02	<0.05	<0.05	<0.02	<0.05
SW009	04 Nov 2019	0902_SW009_191104	Normal	NSW_0902_PFASOMP	0.05	1.06	0.35	1.41	1.91	0.04	0.05	0.03	<0.02	<0.1	0.06	0.13	0.02	<0.02	<0.02	<0.02	<0.02	<0.02	<0.05	<0.05	0.12	<0.05	<0.05	<0.02	<0.05	<0.02	<0.05	<0.05	<0.02	<0.05
SW009	14 May 2020	0902_QC109_200514	Field_D	NSW_0902_PFASOMP	0.04	0.81	0.43	1.24	1.62	0.06	0.04	0.03	0.04	<0.1	0.04	0.11	0.02	<0.02	<0.02	<0.02	<0.02	<0.02	<0.05	<0.05	<0.05	<0.05	<0.05	<0.02	<0.05	<0.02	<0.05	<0.05	<0.02	<0.05
SW009	14 May 2020	0902_SW009_200514	Normal	NSW_0902_PFASOMP	0.02	0.53	0.25	0.78	0.98	0.04	0.02	<0.02	0.02	<0.1	0.03	0.07	<0.02	<0.02	<0.02	<0.02	<0.02	<0.02	<0.05	<0.05	<0.05	<0.05	<0.05	<0.02	<0.05	<0.02	<0.05	<0.05	<0.02	<0.05
SW009	11 Jun 2020	0902_QC101_200611	Field_D	NSW_0902_PFASMGMT	0.13	2.54	1.2	**3.74**	5.56	0.13	0.22	0.09	<0.02	<0.1	0.13	0.5	0.08	<0.02	<0.02	<0.02	<0.02	<0.02	<0.05	<0.05	0.54	<0.05	<0.05	<0.02	<0.05	<0.02	<0.05	<0.05	<0.02	<0.05
SW009	11 Jun 2020	0902_SW009_200611	Normal	NSW_0902_PFASMGMT	0.12	2.46	1.12	**3.58**	5.29	0.14	0.21	0.08	<0.02	<0.1	0.12	0.46	0.07	<0.02	<0.02	<0.02	<0.02	<0.02	<0.05	<0.05	0.51	<0.05	<0.05	<0.02	<0.05	<0.02	<0.05	<0.05	<0.02	<0.05
SW009	14 Jul 2020	0902_QC204_200714	Interlab_D	NSW_0902_PFASMGMT	0.07	2.3	0.79	**3.1**	4	0.07	0.08	0.05	<0.02	0.08	0.08	0.19	0.04	0.01	<0.02	<0.02	<0.05	<0.1	<0.5	<0.01	0.23	<0.02	<0.02	<0.1	<0.05	<0.02	<0.05	<0.1	<0.02	<0.5
SW009	14 Jul 2020	0902_QC205_200714	Interlab_D	NSW_0902_PFASMGMT	0.03	0.95	0.31	1.3	1.5	0.03	0.03	0.02	<0.02	0.03	0.03	0.07	0.02	<0.01	<0.02	<0.02	<0.05	<0.1	<0.5	<0.01	0.04	<0.02	<0.02	<0.1	<0.05	<0.02	<0.05	<0.1	<0.02	<0.5
SW009	14 Jul 2020	0902_SW009_2007140650	Normal	NSW_0902_PFASMGMT	0.08	1.99	0.61	**2.6**	3.33	0.07	0.07	0.04	<0.02	<0.1	0.08	0.19	0.03	<0.02	<0.02	<0.02	<0.02	<0.02	<0.05	<0.05	0.17	<0.05	<0.05	<0.02	<0.05	<0.02	<0.05	<0.05	<0.02	<0.05
SW009	14 Jul 2020	0902_SW009_2007140715	Normal	NSW_0902_PFASMGMT	0.08	2.55	0.66	**3.21**	3.95	0.07	0.07	0.05	<0.02	<0.1	0.07	0.18	0.04	<0.02	<0.02	<0.02	<0.02	<0.02	<0.05	<0.05	0.18	<0.05	<0.05	<0.02	<0.05	<0.02	<0.05	<0.05	<0.02	<0.05
SW009	14 Jul 2020	0902_SW009_2007140730	Normal	NSW_0902_PFASMGMT	0.08	2.2	0.67	**2.87**	3.59	0.07	0.08	0.05	<0.02	<0.1	0.07	0.18	0.03	<0.02	<0.02	<0.02	<0.02	<0.02	<0.05	<0.05	0.16	<0.05	<0.05	<0.02	<0.05	<0.02	<0.05	<0.05	<0.02	<0.05
SW009	14 Jul 2020	0902_SW009_2007140745	Normal	NSW_0902_PFASMGMT	0.07	2.43	0.6	**3.03**	3.66	0.06	0.07	0.04	0.02	<0.1	0.06	0.16	0.03	<0.02	<0.02	<0.02	<0.02	<0.02	<0.05	<0.05	0.12	<0.05	<0.05	<0.02	<0.05	<0.02	<0.05	<0.05	<0.02	<0.05
SW009	14 Jul 2020	0902_SW009_2007140800	Normal	NSW_0902_PFASMGMT	0.03	0.96	0.29	1.25	1.45	0.04	0.03	<0.02	<0.02	<0.1	0.03	0.07	<0.02	<0.02	<0.02	<0.02	<0.02	<0.02	<0.05	<0.05	<0.05	<0.05	<0.05	<0.02	<0.05	<0.02	<0.05	<0.05	<0.02	<0.05
SW009	14 Jul 2020	0902_SW009_2007140815	Normal	NSW_0902_PFASMGMT	0.03	0.74	0.25	0.99	1.16	0.04	0.02	<0.02	<0.02	<0.1	0.02	0.06	<0.02	<0.02	<0.02	<0.02	<0.02	<0.02	<0.05	<0.05	<0.05	<0.05	<0.05	<0.02	<0.05	<0.02	<0.05	<0.05	<0.02	<0.05
SW009	14 Jul 2020	0902_SW009_2007140845	Normal	NSW_0902_PFASMGMT	0.03	0.73	0.26	0.99	1.18	0.04	0.02	<0.02	<0.02	<0.1	0.03	0.07	<0.02	<0.02	<0.02	<0.02	<0.02	<0.02	<0.05	<0.05	<0.05	<0.05	<0.05	<0.02	<0.05	<0.02	<0.05	<0.05	<0.02	<0.05
SW009	14 Jul 2020	0902_SW009_2007140915	Normal	NSW_0902_PFASMGMT	0.02	0.69	0.34	1.03	1.33	0.07	0.05	<0.02	<0.02	<0.1	0.04	0.12	<0.02	<0.02	<0.02	<0.02	<0.02	<0.02	<0.05	<0.05	<0.05	<0.05	<0.05	<0.02	<0.05	<0.02	<0.05	<0.05	<0.02	<0.05
SW009	14 Jul 2020	0902_SW009_2007140945	Normal	NSW_0902_PFASMGMT	0.02	0.67	0.34	1.01	1.32	0.07	0.05	<0.02	<0.02	<0.1	0.04	0.13	<0.02	<0.02	<0.02	<0.02	<0.02	<0.02	<0.05	<0.05	<0.05	<0.05	<0.05	<0.02	<0.05	<0.02	<0.05	<0.05	<0.02	<0.05
SW009	14 Jul 2020	0902_SW009_2007141045	Normal	NSW_0902_PFASMGMT	0.03	1.14	0.44	1.58	2.06	0.06	0.06	0.03	<0.02	<0.1	0.05	0.15	<0.02	<0.02	<0.02	<0.02	<0.02	<0.02	<0.05	<0.05	0.1	<0.05	<0.05	<0.02	<0.05	<0.02	<0.05	<0.05	<0.02	<0.05
SW009	14 Jul 2020	0902_SW009_2007141145	Normal	NSW_0902_PFASMGMT	0.04	1.54	0.45	1.99	2.51	0.06	0.05	0.03	<0.02	<0.1	0.05	0.15	0.02	<0.02	<0.02	<0.02	<0.02	<0.02	<0.05	<0.05	0.12	<0.05	<0.05	<0.02	<0.05	<0.02	<0.05	<0.05	<0.02	<0.05
SW009	07 Aug 2020	0902_QC206_200807	Interlab_D	NSW_0902_PFASMGMT	0.25	4.9	2.6	**7.6**	9.8	0.3	0.29	0.17	<0.02	0.1	0.2	0.72	0.11	0.01	<0.02	<0.02	<0.05	<0.1	<0.5	<0.01	0.11	<0.02	<0.02	<0.1	<0.05	<0.02	<0.05	<0.1	<0.02	<0.5
SW009	07 Aug 2020	0902_QC207_200807	Interlab_D	NSW_0902_PFASMGMT	0.25	5	2.4	**7.4**	9.6	0.31	0.27	0.15	<0.02	0.1	0.2	0.68	0.11	<0.01	<0.02	<0.02	<0.05	<0.1	<0.5	<0.01	0.1	<0.02	<0.02	<0.1	<0.05	<0.02	<0.05	<0.1	<0.02	<0.5
SW009	07 Aug 2020	0902_SW009_2008071245	Normal	NSW_0902_PFASMGMT	0.27	4.74	2.53	**7.27**	9.58	0.32	0.34	0.15	<0.02	0.1	0.21	0.73	0.11	<0.02	<0.02	<0.02	<0.02	<0.02	<0.05	<0.05	0.08	<0.05	<0.05	<0.02	<0.05	<0.02	<0.05	<0.05	<0.02	<0.05
SW009	07 Aug 2020	0902_SW009_2008071300	Normal	NSW_0902_PFASMGMT	0.26	5.28	2.4	**7.68**	9.94	0.33	0.31	0.14	<0.02	0.1	0.21	0.72	0.11	<0.02	<0.02	<0.02	<0.02	<0.02	<0.05	<0.05	0.08	<0.05	<0.05	<0.02	<0.05	<0.02	<0.05	<0.05	<0.02	<0.05
SW009	07 Aug 2020	0902_SW009_2008071315	Normal	NSW_0902_PFASMGMT	0.26	5.73	2.48	**8.21**	10.5	0.34	0.33	0.15	<0.02	0.1	0.2	0.74	0.11	<0.02	<0.02	<0.02	<0.02	<0.02	<0.05	<0.05	0.08	<0.05	<0.05	<0.02	<0.05	<0.02	<0.05	<0.05	<0.02	<0.05
SW009	07 Aug 2020	0902_SW009_2008071330	Normal	NSW_0902_PFASMGMT	0.28	4.7	2.65	**7.35**	9.78	0.34	0.35	0.15	<0.02	0.1	0.21	0.78	0.12	<0.02	<0.02	<0.02	<0.02	<0.02	<0.05	<0.05	0.1	<0.05	<0.05	<0.02	<0.05	<0.02	<0.05	<0.05	<0.02	<0.05
SW009	07 Aug 2020	0902_SW009_2008071345	Normal	NSW_0902_PFASMGMT	0.29	5.76	2.6	**8.36**	10.8	0.36	0.35	0.15	<0.02	0.1	0.23	0.79	0.12	<0.02	<0.02	<0.02	<0.02	<0.02	<0.05	<0.05	0.09	<0.05	<0.05	<0.02	<0.05	<0.02	<0.05	<0.05	<0.02	<0.05
SW009	07 Aug 2020	0902_SW009_2008071415	Normal	NSW_0902_PFASMGMT	0.28	7.92	2.53	**10.4**	12.8	0.33	0.34	0.15	<0.02	0.1	0.21	0.77	0.11	<0.02	<0.02	<0.02	<0.02	<0.02	<0.05	<0.05	0.09	<0.05	<0.05	<0.02	<0.05	<0.02	<0.05	<0.05	<0.02	<0.05
SW009	07 Aug 2020	0902_SW009_2008071445	Normal	NSW_0902_PFASMGMT	0.2	4.99	1.82	**6.81**	8.42	0.23	0.23	0.11	<0.02	<0.1	0.15	0.54	0.08	<0.02	<0.02	<0.02	<0.02	<0.02	<0.05	<0.05	0.07	<0.05	<0.05	<0.02	<0.05	<0.02	<0.05	<0.05	<0.02	<0.05
SW009	07 Aug 2020	0902_SW009_2008071515	Normal	NSW_0902_PFASMGMT	0.15	4.64	1.3	**5.94**	7.06	0.17	0.16	0.08	0.02	<0.1	0.1	0.38	0.06	<0.02	<0.02	<0.02	<0.02	<0.02	<0.05	<0.05	<0.05	<0.05	<0.05	<0.02	<0.05	<0.02	<0.05	<0.05	<0.02	<0.05
SW009	07 Aug 2020	0902_SW009_2008071615	Normal	NSW_0902_PFASMGMT	0.15	4.92	1.34	**6.26**	7.43	0.18	0.17	0.08	0.03	<0.1	0.11	0.39	0.06	<0.02	<0.02	<0.02	<0.02	<0.02	<0.05	<0.05	<0.05	<0.05	<0.05	<0.02	<0.05	<0.02	<0.05	<0.05	<0.02	<0.05
SW009	07 Aug 2020	0902_SW009_2008071715	Normal	NSW_0902_PFASMGMT	0.2	5.37	1.95	**7.32**	9.06	0.26	0.23	0.12	0.03	<0.1	0.16	0.57	0.09	<0.02	<0.02	<0.02	<0.02	<0.02	<0.05	<0.05	0.08	<0.05	<0.05	<0.02	<0.05	<0.02	<0.05	<0.05	<0.02	<0.05
SW009	08 Sep 2020	0902_QC108_200908	Field_D	NSW_0902_PFASMGMT	0.18	5.2	1.49	**6.69**	8.04	0.16	0.19	0.14	<0.02	<0.1	0.11	0.39	0.07	<0.02	<0.02	<0.02	<0.02	<0.02	<0.05	<0.05	0.11	<0.05	<0.05	<0.02	<0.05	<0.02	<0.05	<0.05	<0.02	<0.05
SW009	08 Sep 2020	0902_SW009_200908	Normal	NSW_0902_PFASMGMT	0.19	5.21	1.47	**6.68**	8.09	0.18	0.18	0.17	<0.02	<0.1	0.12	0.39	0.06	<0.02	<0.02	<0.02	<0.02	<0.02	<0.05	<0.05	0.12	<0.05	<0.05	<0.02	<0.05	<0.02	<0.05	<0.05	<0.02	<0.05
SW009	28 Oct 2020	0902_SW009_2010281650	Normal	NSW_0902_PFASMGMT	0.05	2.98	0.53	**3.51**	4.08	0.07	0.06	0.04	<0.02	<0.1	0.06	0.16	0.02	<0.02	<0.02	<0.02	<0.02	<0.02	<0.05	<0.05	0.11	<0.05	<0.05	<0.02	<0.05	<0.02	<0.05	<0.05	<0.02	<0.05
SW009	12 Nov 2020	0902_SW009_201112	Normal	NSW_0902_PFASOMP	0.14	3.57	1.47	**5.04**	6.4	0.19	0.19	0.1	<0.02	<0.1	0.13	0.41	0.07	<0.02	<0.02	<0.02	<0.02	<0.02	<0.05	<0.05	0.13	<0.05	<0.05	<0.02	<0.05	<0.02	<0.05	<0.05	<0.02	<0.05
SW009	29 Jan 2021	0902_QC111_210129	Field_D	NSW_0902_PFASMGMT	0.15	3.54	1.31	**4.85**	6.18	0.14	0.11	0.11	<0.02	0.1	0.09	0.41	0.06	<0.02	<0.02	<0.02	<0.02	<0.02	<0.05	<0.05	0.16	<0.05	<0.05	<0.02	<0.05	<0.02	<0.05	<0.05	<0.02	<0.05

Table T9 - Historical Surface Water Analytical Results

					PFAS					PFAS - Perfluoroalkyl Sulfonic Acids				PFAS - Perfluoroalkyl Carboxylic Acids										PFAS - (n:2) Fluorotelomer Sulfonic Acids				PFAS - Perfluoroalkyl Sulfonamides						
					Perfluorooctanoic acid (PFOA)	Perfluorooctane sulfonic acid (PFOS)	Perfluorohexane sulfonic acid (PFHxS)	Sum of PFHxS and PFOS	Sum of PFAS	Perfluorobutane sulfonic acid (PFBS)	Perfluoropentane sulfonic acid (PFPeS)	Perfluoroheptane sulfonic acid (PFHpS)	Perfluorodecane sulfonic acid (PFDS)	Perfluorobutanoic acid (PFBA)	Perfluoropentanoic acid (PFPeA)	Perfluorohexanoic acid (PFHxA)	Perfluoroheptanoic acid (PFHpA)	Perfluorononanoic acid (PFNA)	Perfluorodecanoic acid (PFDA)	Perfluoroundecanoic acid (PFUnDA)	Perfluorododecanoic acid (PFDoDA)	Perfluorotridecanoic acid (PFTrDA)	Perfluorotetradecanoic acid (PFTeDA)	4:2 Fluorotelomer sulfonic acid (4:2 FTS)	6:2 Fluorotelomer sulfonic acid (6:2 FTS)	8:2 Fluorotelomer sulfonic acid (8:2 FTS)	10:2 Fluorotelomer sulfonic acid (10:2 FTS)	Perfluorooctane sulfonamide (FOSA)	N-Methyl perfluorooctane sulfonamide (MeFOSA)	N-Methyl perfluorooctane sulfonamidoacetic acid (MeFOSAA)	N-methyl perfluorooctane sulfonamidoethanol (MeFOSE)	N-Ethyl perfluorooctane sulfonamide (EtFOSA)	N-Ethyl perfluorooctane sulfonamidoacetic acid (EtFOSAA)	N-Ethyl perfluorooctane sulfonamidoethanol (EtFOSE)
					µg/L	µg/L	µg/L	µg/L	µg/L	µg/L	µg/L	µg/L	µg/L	µg/L	µg/L	µg/L	µg/L	µg/L	µg/L	µg/L	µg/L	µg/L	µg/L	µg/L	µg/L	µg/L	µg/L	µg/L	µg/L	µg/L	µg/L	µg/L	µg/L	µg/L
SW009	29 Jan 2021	0902_QC112_210129	Field_D	NSW_0902_PFASMGMT	0.14	3.58	1.2	4.78	5.96	0.13	0.1	0.1	<0.02	<0.1	0.11	0.38	0.06	<0.02	<0.02	<0.02	<0.02	<0.02	<0.05	<0.05	0.16	<0.05	<0.05	<0.02	<0.05	<0.02	<0.05	<0.05	<0.02	<0.05
SW009	29 Jan 2021	0902_QC210_210129	Interlab_D	NSW_0902_PFASMGMT	0.15	4.1	1.4	5.6	7.1	0.16	0.16	0.14	<0.02	0.1	0.2	0.36	0.08	<0.01	<0.02	<0.02	<0.05	<0.1	<0.5	<0.01	0.19	0.03	<0.02	<0.1	<0.05	<0.02	<0.05	<0.1	<0.02	<0.5
SW009	29 Jan 2021	0902_QC211_210129	Interlab_D	NSW_0902_PFASMGMT	0.13	3.7	1.2	4.9	6.2	0.14	0.15	0.12	<0.02	0.1	0.1	0.3	0.06	<0.01	<0.02	<0.02	<0.05	<0.1	<0.5	<0.01	0.17	0.03	<0.02	<0.1	<0.05	<0.02	<0.05	<0.1	<0.02	<0.5
SW009	29 Jan 2021	0902_SW009_2101290845	Normal	NSW_0902_PFASMGMT	0.15	3.67	1.29	4.96	6.27	0.13	0.11	0.11	<0.02	0.1	0.1	0.39	0.06	<0.02	<0.02	<0.02	<0.02	<0.02	<0.05	<0.05	0.16	<0.05	<0.05	<0.02	<0.05	<0.02	<0.05	<0.05	<0.02	<0.05
SW009	29 Jan 2021	0902_SW009_2101290915	Normal	NSW_0902_PFASMGMT	0.15	3.61	1.3	4.91	6.28	0.14	0.11	0.11	<0.02	0.1	0.12	0.41	0.06	<0.02	<0.02	<0.02	<0.02	<0.02	<0.05	<0.05	0.17	<0.05	<0.05	<0.02	<0.05	<0.02	<0.05	<0.05	<0.02	<0.05
SW009	29 Jan 2021	0902_SW009_2101291000	Normal	NSW_0902_PFASMGMT	0.14	3.44	1.28	4.72	6.07	0.14	0.11	0.11	<0.02	0.1	0.12	0.41	0.06	<0.02	<0.02	<0.02	<0.02	<0.02	<0.05	<0.05	0.16	<0.05	<0.05	<0.02	<0.05	<0.02	<0.05	<0.05	<0.02	<0.05
SW009	29 Jan 2021	0902_SW009_2101291045	Normal	NSW_0902_PFASMGMT	0.14	3.49	1.22	4.71	6.01	0.13	0.1	0.11	<0.02	0.1	0.11	0.39	0.06	<0.02	<0.02	<0.02	<0.02	<0.02	<0.05	<0.05	0.16	<0.05	<0.05	<0.02	<0.05	<0.02	<0.05	<0.05	<0.02	<0.05
SW009	29 Jan 2021	0902_SW009_2101291130	Normal	NSW_0902_PFASMGMT	0.15	4.17	1.27	5.44	6.67	0.13	0.11	0.1	<0.02	<0.1	0.12	0.39	0.06	<0.02	<0.02	<0.02	<0.02	<0.02	<0.05	<0.05	0.17	<0.05	<0.05	<0.02	<0.05	<0.02	<0.05	<0.05	<0.02	<0.05
SW009	29 Jan 2021	0902_SW009_2101291215	Normal	NSW_0902_PFASMGMT	0.14	3.7	1.22	4.92	6.08	0.13	0.1	0.07	<0.02	<0.1	0.11	0.38	0.06	<0.02	<0.02	<0.02	<0.02	<0.02	<0.05	<0.05	0.17	<0.05	<0.05	<0.02	<0.05	<0.02	<0.05	<0.05	<0.02	<0.05
SW009	29 Jan 2021	0902_SW009_2101291300	Normal	NSW_0902_PFASMGMT	0.11	3.31	1.14	4.45	5.55	0.12	0.1	0.1	<0.02	<0.1	0.1	0.36	0.05	<0.02	<0.02	<0.02	<0.02	<0.02	<0.05	<0.05	0.16	<0.05	<0.05	<0.02	<0.05	<0.02	<0.05	<0.05	<0.02	<0.05
SW009	29 Jan 2021	0902_SW009_2101291345	Normal	NSW_0902_PFASMGMT	0.11	3.44	1.01	4.45	5.41	0.11	0.11	0.08	<0.02	<0.1	0.1	0.28	0.03	<0.02	<0.02	<0.02	<0.02	<0.02	<0.05	<0.05	0.14	<0.05	<0.05	<0.02	<0.05	<0.02	<0.05	<0.05	<0.02	<0.05
SW009	29 Jan 2021	0902_SW009_2101291430	Normal	NSW_0902_PFASMGMT	0.07	2.6	0.73	3.33	3.98	0.09	0.08	0.06	<0.02	<0.1	0.06	0.18	0.02	<0.02	<0.02	<0.02	<0.02	<0.02	<0.05	<0.05	0.09	<0.05	<0.05	<0.02	<0.05	<0.02	<0.05	<0.05	<0.02	<0.05
SW009	29 Jan 2021	0902_SW009_2101291515	Normal	NSW_0902_PFASMGMT	0.08	3.28	0.83	4.11	4.82	0.09	0.09	0.07	<0.02	<0.1	0.07	0.2	0.02	<0.02	<0.02	<0.02	<0.02	<0.02	<0.05	<0.05	0.09	<0.05	<0.05	<0.02	<0.05	<0.02	<0.05	<0.05	<0.02	<0.05
SW009	06 May 2021	0902_SW009_210506	Normal	NSW_0902_PFASOMP	0.14	3.84	1.73	5.57	6.95	0.27	0.24	0.11	<0.02	<0.1	0.11	0.44	0.07	<0.02	<0.02	<0.02	<0.02	<0.02	<0.05	<0.05	<0.05	<0.05	<0.05	<0.02	<0.05	<0.02	<0.05	<0.05	<0.02	<0.05
SW009	26 Nov 2021	0902_QC101_211126	Field_D	NSW_0902_PFASMGMT	<0.01	0.32	0.1	0.42	0.47	0.02	<0.02	<0.02	<0.02	<0.1	<0.02	0.03	<0.02	<0.02	<0.02	<0.02	<0.02	<0.02	<0.05	<0.05	<0.05	<0.05	<0.05	<0.02	<0.05	<0.02	<0.05	<0.05	<0.02	<0.05
SW009	26 Nov 2021	0902_QC201_211126	Interlab_D	NSW_0902_PFASMGMT	0.01	0.46	0.11	0.57	0.61	<0.01	<0.01	0.01	<0.02	<0.02	<0.02	0.02	<0.01	<0.01	<0.02	<0.02	<0.05	<0.1	<0.5	<0.01	<0.01	<0.02	<0.02	<0.1	<0.05	<0.02	<0.05	<0.1	<0.02	<0.5
SW009	26 Nov 2021	0902_SW009_2111260835	Normal	NSW_0902_PFASMGMT	0.01	0.38	0.11	0.49	0.56	0.02	<0.02	<0.02	<0.02	<0.1	<0.02	0.04	<0.02	<0.02	<0.02	<0.02	<0.02	<0.02	<0.05	<0.05	<0.05	<0.05	<0.05	<0.02	<0.05	<0.02	<0.05	<0.05	<0.02	<0.05
SW009	26 Nov 2021	0902_SW009_2111260850	Normal	NSW_0902_PFASMGMT	<0.01	0.3	0.08	0.38	0.43	0.02	<0.02	<0.02	<0.02	<0.1	<0.02	0.03	<0.02	<0.02	<0.02	<0.02	<0.02	<0.02	<0.05	<0.05	<0.05	<0.05	<0.05	<0.02	<0.05	<0.02	<0.05	<0.05	<0.02	<0.05
SW009	26 Nov 2021	0902_SW009_2111260905	Normal	NSW_0902_PFASMGMT	0.01	0.24	0.06	0.3	0.33	<0.02	<0.02	<0.02	<0.02	<0.1	<0.02	0.02	<0.02	<0.02	<0.02	<0.02	<0.02	<0.02	<0.05	<0.05	<0.05	<0.05	<0.05	<0.02	<0.05	<0.02	<0.05	<0.05	<0.02	<0.05
SW009	26 Nov 2021	0902_SW009_2111260920	Normal	NSW_0902_PFASMGMT	<0.01	0.29	0.07	0.36	0.39	<0.02	<0.02	<0.02	<0.02	<0.1	<0.02	0.03	<0.02	<0.02	<0.02	<0.02	<0.02	<0.02	<0.05	<0.05	<0.05	<0.05	<0.05	<0.02	<0.05	<0.02	<0.05	<0.05	<0.02	<0.05
SW009	26 Nov 2021	0902_SW009_2111260950	Normal	NSW_0902_PFASMGMT	0.02	0.6	0.12	0.72	0.77	<0.02	<0.02	<0.02	<0.02	<0.1	<0.02	0.03	<0.02	<0.02	<0.02	<0.02	<0.02	<0.02	<0.05	<0.05	<0.05	<0.05	<0.05	<0.02	<0.05	<0.02	<0.05	<0.05	<0.02	<0.05
SW009	26 Nov 2021	0902_SW009_2111261020	Normal	NSW_0902_PFASMGMT	0.02	0.92	0.09	1.01	1.06	<0.02	<0.02	<0.02	<0.02	<0.1	<0.02	0.03	<0.02	<0.02	<0.02	<0.02	<0.02	<0.02	<0.05	<0.05	<0.05	<0.05	<0.05	<0.02	<0.05	<0.02	<0.05	<0.05	<0.02	<0.05
SW009	26 Nov 2021	0902_SW009_2111261050	Normal	NSW_0902_PFASMGMT	0.01	0.39	0.09	0.48	0.52	<0.02	<0.02	<0.02	<0.02	<0.1	<0.02	0.03	<0.02	<0.02	<0.02	<0.02	<0.02	<0.02	<0.05	<0.05	<0.05	<0.05	<0.05	<0.02	<0.05	<0.02	<0.05	<0.05	<0.02	<0.05
SW009	26 Nov 2021	0902_SW009_2111261120	Normal	NSW_0902_PFASMGMT	0.01	0.72	0.08	0.8	0.83	<0.02	<0.02	<0.02	<0.02	<0.1	<0.02	0.02	<0.02	<0.02	<0.02	<0.02	<0.02	<0.02	<0.05	<0.05	<0.05	<0.05	<0.05	<0.02	<0.05	<0.02	<0.05	<0.05	<0.02	<0.05
SW009	26 Nov 2021	0902_SW009_2111261220	Normal	NSW_0902_PFASMGMT	<0.01	0.14	0.03	0.17	0.17	<0.02	<0.02	<0.02	<0.02	<0.1	<0.02	<0.02	<0.02	<0.02	<0.02	<0.02	<0.02	<0.02	<0.05	<0.05	<0.05	<0.05	<0.05	<0.02	<0.05	<0.02	<0.05	<0.05	<0.02	<0.05
SW009	26 Nov 2021	0902_SW009_2111261320	Normal	NSW_0902_PFASMGMT	<0.01	0.15	0.06	0.21	0.23	<0.02	<0.02	<0.02	<0.02	<0.1	<0.02	0.02	<0.02	<0.02	<0.02	<0.02	<0.02	<0.02	<0.05	<0.05	<0.05	<0.05	<0.05	<0.02	<0.05	<0.02	<0.05	<0.05	<0.02	<0.05
SW009	29 Nov 2021	0902_QC214_211129	Interlab_D	NSW_0902_PFASOMP	0.15	12	1.7	14	15	0.16	0.18	0.13	<0.02	0.2	0.09	0.32	0.05	0.01	<0.02	<0.02	<0.05	<0.1	<0.5	<0.01	0.02	<0.02	<0.02	<0.1	<0.05	<0.02	<0.05	<0.1	<0.02	<0.5
SW009	29 Nov 2021	0902_SW009_211129	Normal	NSW_0902_PFASOMP	0.14	6.19	1.79	7.98	9.25	0.23	0.16	0.11	<0.02	<0.1	0.1	0.46	0.07	<0.02	<0.02	<0.02	<0.02	<0.02	<0.05	<0.05	<0.05	<0.05	<0.05	<0.02	<0.05	<0.02	<0.05	<0.05	<0.02	<0.05
SW009	18 Jan 2022	0902_SW009_220118	Normal	NSW_0902_PFASMGMT	0.18	4.42	2.3	6.72	8.44	0.28	0.27	0.15	<0.02	<0.1	0.12	0.59	0.08	<0.02	<0.02	<0.02	<0.02	<0.02	<0.05	<0.05	0.05	<0.05	<0.05	<0.02	<0.05	<0.02	<0.05	<0.05	<0.02	<0.05
SW009	21 Feb 2022	0902_SW009_2202211800	Normal	NSW_0902_PFASMGMT	0.08	2.75	0.92	3.67	4.51	0.12	0.1	0.04	<0.02	<0.1	0.07	0.27	0.04	<0.02	<0.02	<0.02	<0.02	<0.02	<0.05	<0.05	0.12	<0.05	<0.05	<0.02	<0.05	<0.02	<0.05	<0.05	<0.02	<0.05
SW009	21 Feb 2022	0902_SW009_2202212000	Normal	NSW_0902_PFASMGMT	0.11	3.32	1.06	4.38	5.53	0.14	0.11	0.05	<0.02	<0.1	0.08	0.31	0.05	0.03	0.04	0.04	<0.02	<0.02	<0.05	<0.05	0.12	0.07	<0.05	<0.02	<0.05	<0.02	<0.05	<0.05	<0.02	<0.05
SW009	22 Feb 2022	0902_SW009_2202220800	Normal	NSW_0902_PFASMGMT	0.09	2.66	0.99	3.65	4.53	0.14	0.1	0.04	<0.02	<0.1	0.07	0.29	0.04	<0.02	<0.02	<0.02	<0.02	<0.02	<0.05	<0.05	0.11	<0.05	<0.05	<0.02	<0.05	<0.02	<0.05	<0.05	<0.02	<0.05
SW009	22 Feb 2022	0902_SW009_2202221200	Normal	NSW_0902_PFASMGMT	0.03	0.91	0.46	1.37	1.63	0.05	0.04	0.03	<0.02	<0.10	<0.02	0.11	<0.02	<0.02	<0.02	<0.02	<0.02	<0.02	<0.05	<0.05	<0.05	<0.05	<0.05	<0.02	<0.05	<0.02	<0.05	<0.05	<0.02	<0.05
SW009	22 Feb 2022	0902_SW009_2202221400	Normal	NSW_0902_PFASMGMT	0.04	1.55	0.48	2.03	2.52	0.07	0.05	0.02	<0.02	<0.1	0.04	0.15	0.02	<0.02	<0.02	<0.02	<0.02	<0.02	<0.05	<0.05	0.1	<0.05	<0.05	<0.02	<0.05	<0.02	<0.05	<0.05	<0.02	<0.05
SW009	22 Feb 2022	0902_SW009_2202221600	Normal	NSW_0902_PFASMGMT	0.04	1.3	0.58	1.88	2.36	0.09	0.06	<0.02	<0.02	<0.1	0.04	0.15	0.02	<0.02	<0.02	<0.02	<0.02	<0.02	<0.05	<0.05	0.08	<0.05	<0.05	<0.02	<0.05	<0.02	<0.05	<0.05	<0.02	<0.05
SW009	23 Feb 2022	0902_SW009_2202230000	Normal	NSW_0902_PFASMGMT	0.05	1.44	0.68	2.12	2.72	0.11	0.08	0.03	<0.02	<0.1	0.04	0.2	0.03	<0.02	<0.02	<0.02	<0.02	<0.02	<0.05	<0.05	0.06	<0.05	<0.05	<0.02	<0.05	<0.02	<0.05	<0.05	<0.02	<0.05
SW009	23 Feb 2022	0902_SW009_2202230200	Normal	NSW_0902_PFASMGMT	0.06	1.68	0.79	2.47	3.15	0.12	0.09	0.02	<0.02	<0.1	0.06	0.23	0.03	<0.02	<0.02	<0.02	<0.02	<0.02	<0.05	<0.05	0.07	<0.05	<0.05	<0.02	<0.05	<0.02	<0.05	<0.05	<0.02	<0.05
SW009	23 Feb 2022	0902_SW009_2202231000	Normal	NSW_0902_PFASMGMT	0.05	1.67	0.66	2.33	2.93	0.11	0.08	0.02	<0.02	<0.1	0.05	0.2	0.03	<0.02	<0.02	<0.02	<0.02	<0.02	<0.05	<0.05	0.06	<0.05	<0.05	<0.02	<0.05	<0.02	<0.05	<0.05	<0.02	<0.05
SW009	23 Feb 2022	0902_SW009_2202231400	Normal	NSW_0902_PFASMGMT	0.07	2.36	0.91	3.27	4.08	0.15	0.1	0.04	<0.02	<0.1	0.07	0.27	0.04	<0.02	<0.02	<0.02	<0.02	<0.02	<0.05	<0.05	0.07	<0.05	<0.05	<0.02	<0.05	<0.02	<0.05	<0.05	<0.02	<0.05
SW009	26 May 2022	0902_SW009_220526	Normal	NSW_0902_PFASOMP	0.42	9.47	5.27	14.7	19	0.7	0.73	0.32	<0.02	0.2	0.26	1.44	0.19	<0.02	<0.02	<0.02	<0.02	<0.02	<0.05	<0.05	<0.05	<0.05	<0.05	<0.02	<0.05	<0.02	<0.05	<0.05	<0.02	<0.05
SW009	18 Nov 2022	0902_SW009_221118	Normal	NSW_0902_PFASOMP	<0.01	0.14	0.08	0.22	0.24	<0.02	<0.02	<0.02	<0.02	<0.1	<0.02	0.02	<0.02	<0.02	<0.02	<0.02	<0.02	<0.02	<0.05	<0.05	<0.05	<0.05	<0.05	<0.02	<0.05	<0.02	<0.05	<0.05	<0.02	<0.05
SW009	11 May 2023	0902_SW009_230511	Normal	NSW_0902_PFASOMP_23	0.02	0.63	0.17	0.8	0.9	0.02	0.02	<0.02	<0.02	<0.1	<0.02	0.04	<0.02	<0.02	<0.02	<0.02	<0.02	<0.02	<0.05	<0.05	<0.05	<0.05	<0.05	<0.02	<0.05	<0.02	<0.05	<0.05	<0.02	<0.05
SW009	22 Nov 2023	0902_SW009_231122	Normal	NSW_0902_PFASOMP_23	0.03	1.27	0.28	1.55	1.85	0.03	0.02	0.02	<0.02	<0.1	0.03	0.09	<0.02	<0.02	<0.02	<0.02	<0.02	<0.02	<0.05	<0.05	0.08	<0.05	<0.05	<0.02	<0.05	<0.02	<0.05	<0.05	<0.02	<0.05
SW011	04 Jul 2017	0902_QC205_040717	Interlab_D	NSW_0902_PFAS	0.37	9	3.6	12.6	-	0.51	0.49	0.39	<0.02	0.2	0.23	0.95	0.14	0.02	<0.02	<0.02	<0.05	<0.1	<0.5	<0.01	0.73	0.03	<0.01	<0.1	<0.05	<0.02	<0.05	<0.1	<0.02	<0.5
SW011	04 Jul 2017	0902_SW011_040717	Normal	NSW_0902_PFAS	0.53	16	6.28	22.3	27.3	0.77	0.74	0.46	<0.02	<0.1	0.27	1.17	0.24	0.02	<0.02	<0.02	<0.02	<0.02	<0.05	<0.05	0.72	0.07	<0.05	0.03	<0.05	<0.02	<0.05	<0.05	<0.02	<0.05
SW011	15 Jan 2018	0902_QC213_180115	Interlab_D	NSW_0902_PFAS	0.38	12	2.7	14.7	-	0.37	0.35	0.38	<0.02	0.3	0.41	1	0.23	0.04	0.03	<0.02	<0.05	<0.1	<0.5	<0.01	0.39	0.15	<0.01	<0.1	<0.05	<0.02	<0.05	<0.1	<0.02	<0.5
SW011	15 Jan 2018	0902_SW011_180115	Normal	NSW_0902_PFAS	0.52	16	3.4	19.4	24	0.42	0.38	0.34	0.03	0.2	0.5	1.24	0.23	0.05	0.05	<0.02	<0.02	<0.02	<0.05	<0.05	0.4	0.21	<0.05	0.07	<0.05	<0.02	<0.05	<0.05	<0.02	<0.05
SW011	27 Feb 2018	0902_QC220_270218	Interlab_D	NSW_0902_PFAS	0.08	2.7	0.69	3.39	-	0.1	0.1	0.08	<0.02	0.09	0.1	0.19	0.04	<0.01	<0.02	<0.02	<0.05	<0.1	<0.5	<0.01	0.1	0.02	<0.01	<0.1	<0.05	<0.02	<0.05	<0.1	<0.02	<0.5
SW011	27 Feb 2018	0902_SW011_270218	Normal	NSW_0902_PFAS	0.1	4.21	0.74	4.95	5.68	0.09	0.08	0.09	<0.02	<0.1	0.07	0.16	0.06	<0.02	<0.02	<0.02	<0.02	<0.02	<0.05	<0.05	0.08	<0.05	<0.05	<0.02	<0.05	<0.02	<0.05	<0.05	<0.02	<0.05
SW011	08 Nov 2019	0902_SW011_191108	Normal	NSW_0902_PFASOMP	0.1	3.26	0.77	4.03	4.98	0.08	0.09	0.06	<0.02	<0.1	0.13	0.27	0.04	<0.02	<0.02	<0.02	<0.02	<0.02	<0.05	<0.05	0.18	<0.05	<0.05	<0.02	<0.05	<0.02	<0.05	<0.05	<0.02	<0.05
SW011	15 May 2020	0902_SW011_200515	Normal	NSW_0902_PFASOMP	0.13	4.56	1.35	5.91	6.93	0.12	0.16	0.11	<0.02	<0.1	0.12	0.32	0.06	<0.02	<0.02	<0.02	<0.02	<0.02	<0.05	<0.05	<0.05	<0.05	<0.05	<0.02	<0.05	<0.02	<0.05	<0.05	<0.02	<0.05
SW011	12 Nov 2020	0902_SW011_201112	Normal	NSW_0902_PFASOMP	0.12	4.02	1.3	5.32	6.52	0.16	0.16	0.1	<0.02	<0.1	0.11	0.37	0.06	<0.02	<0.02	<0.02	<0.02	<0.02	<0.05	<0.05	0.12	<0.05	<0.05	<0.02	<0.05	<0.02	<0.05	<0.05	<0.02	<0.05
SW011	07 May 2021	0902_QC204_210507	Interlab_D	NSW_0902_PFASOMP	0.024	1.3	0.33	1.63	-	0.054	0.041	0.019	<0.01	<0.05	0.027	0.08	0.015	<0.01	<0.01	<0.01	<0.01	<0.02	<0.02	<0.01	0.022	<0.01	<0.01	<0.01	<0.02	<0.01	<0.05	<0.02	<0.01	<0.05

Table T9 - Historical Surface Water Analytical Results

					PFAS					PFAS - Perfluoroalkyl Sulfonic Acids				PFAS - Perfluoroalkyl Carboxylic Acids										PFAS - (n:2) Fluorotelomer Sulfonic Acids				PFAS - Perfluoroalkyl Sulfonamides						
					Perfluorooctanoic acid (PFOA)	Perfluorooctane sulfonic acid (PFOS)	Perfluorohexane sulfonic acid (PFHxS)	Sum of PFHxS and PFOS	Sum of PFAS	Perfluorobutane sulfonic acid (PFBS)	Perfluoropentane sulfonic acid (PFPeS)	Perfluoroheptane sulfonic acid (PFHpS)	Perfluorodecane sulfonic acid (PFDS)	Perfluorobutanoic acid (PFBA)	Perfluoropentanoic acid (PFPeA)	Perfluorohexanoic acid (PFHxA)	Perfluoroheptanoic acid (PFHpA)	Perfluorononanoic acid (PFNA)	Perfluorodecanoic acid (PFDA)	Perfluoroundecanoic acid (PFUnDA)	Perfluorododecanoic acid (PFDoDA)	Perfluorotridecanoic acid (PFTrDA)	Perfluorotetradecanoic acid (PFTeDA)	4:2 Fluorotelomer sulfonic acid (4:2 FTS)	6:2 Fluorotelomer sulfonic acid (6:2 FTS)	8:2 Fluorotelomer sulfonic acid (8:2 FTS)	10:2 Fluorotelomer sulfonic acid (10:2 FTS)	Perfluorooctane sulfonamide (FOSA)	N-Methyl perfluorooctane sulfonamide (MeFOSA)	N-Methyl perfluorooctane sulfonamidoacetic acid (MeFOSAA)	N-methyl perfluorooctane sulfonamidoethanol (MeFOSE)	N-Ethyl perfluorooctane sulfonamide (EtFOSA)	N-Ethyl perfluorooctane sulfonamidoacetic acid (EtFOSAA)	N-Ethyl perfluorooctane sulfonamidoethanol (EtFOSE)
					µg/L	µg/L	µg/L	µg/L	µg/L	µg/L	µg/L	µg/L	µg/L	µg/L	µg/L	µg/L	µg/L	µg/L	µg/L	µg/L	µg/L	µg/L	µg/L	µg/L	µg/L	µg/L	µg/L	µg/L	µg/L	µg/L	µg/L	µg/L	µg/L	µg/L
SW011	07 May 2021	0902_SW011_210507	Normal	NSW_0902_PFASOMP	0.04	1.38	0.39	1.77	2.15	0.07	0.06	0.04	<0.02	<0.1	0.04	0.13	<0.02	<0.02	<0.02	<0.02	<0.02	<0.02	<0.05	<0.05	<0.05	<0.05	<0.05	<0.02	<0.05	<0.02	<0.05	<0.05	<0.02	<0.05
SW011	29 Nov 2021	0902_SW011_211129	Normal	NSW_0902_PFASOMP	0.14	6.22	1.75	**7.97**	9.16	0.19	0.17	0.12	<0.02	<0.1	0.1	0.42	0.05	<0.02	<0.02	<0.02	<0.02	<0.02	<0.05	<0.05	<0.05	<0.05	<0.05	<0.02	<0.05	<0.02	<0.05	<0.05	<0.02	<0.05
SW011	27 May 2022	0902_QC205_220527	Interlab_D	NSW_0902_PFASOMP	0.31	7.9	3.1	**11**	14	0.49	0.46	0.23	<0.02	0.1	0.2	0.86	0.15	0.01	<0.02	<0.02	<0.05	<0.1	<0.5	<0.01	0.06	<0.02	<0.02	<0.1	<0.05	<0.02	<0.05	<0.1	<0.02	<0.5
SW011	27 May 2022	0902_SW011_220527	Normal	NSW_0902_PFASOMP	0.37	12	5.28	**17.3**	21.2	0.61	0.57	0.4	<0.02	0.1	0.32	1.27	0.18	<0.02	<0.02	<0.02	<0.02	<0.02	<0.05	<0.05	0.07	<0.05	<0.05	<0.02	<0.05	<0.02	<0.05	<0.05	<0.02	<0.05
SW011	11 Nov 2022	0902_SW011_221111	Normal	NSW_0902_PFASOMP	0.42	11.9	5.44	**17.3**	21.2	0.58	0.67	0.36	<0.02	0.1	0.28	1.16	0.2	<0.02	<0.02	<0.02	<0.02	<0.02	<0.05	<0.05	0.1	<0.05	<0.05	<0.02	<0.05	<0.02	<0.05	<0.05	<0.02	<0.05
SW011	11 May 2023	0902_SW011_230511	Normal	NSW_0902_PFASOMP_23	0.04	2.02	0.4	**2.42**	2.8	0.06	0.04	0.03	<0.02	<0.1	0.04	0.1	<0.02	<0.02	<0.02	<0.02	<0.02	<0.02	<0.05	<0.05	0.07	<0.05	<0.05	<0.02	<0.05	<0.02	<0.05	<0.05	<0.02	<0.05
SW011	22 Nov 2023	0902_SW011_231122	Normal	NSW_0902_PFASOMP_23	0.04	1.51	0.33	1.84	2.23	0.03	0.03	0.03	0.02	<0.1	0.03	0.11	<0.02	<0.02	<0.02	<0.02	<0.02	<0.02	<0.05	<0.05	0.1	<0.05	<0.05	<0.02	<0.05	<0.02	<0.05	<0.05	<0.02	<0.05
SW013	03 Jul 2017	0902_SW013_030717	Normal	NSW_0902_PFAS	0.1	0.76	2.23	**2.99**	4.55	0.36	0.34	0.05	<0.02	0.2	0.1	0.32	0.09	<0.02	<0.02	<0.02	<0.02	<0.02	<0.05	<0.05	<0.05	<0.05	<0.05	<0.02	<0.05	<0.02	<0.05	<0.05	<0.02	<0.05
SW013	15 Jan 2018	0902_SW013_180115	Normal	NSW_0902_PFAS	0.17	0.87	3.48	**4.35**	7.85	0.68	0.5	0.11	<0.02	0.7	0.26	0.9	0.18	<0.02	<0.02	<0.02	<0.02	<0.02	<0.05	<0.05	<0.05	<0.05	<0.05	<0.02	<0.05	<0.02	<0.05	<0.05	<0.02	<0.05
SW013	08 Nov 2019	0902_SW013_191108	Normal	NSW_0902_PFASOMP	<0.01	0.04	<0.02	0.04	0.04	<0.02	<0.02	<0.02	<0.02	<0.1	<0.02	<0.02	<0.02	<0.02	<0.02	<0.02	<0.02	<0.02	<0.05	<0.05	<0.05	<0.05	<0.05	<0.02	<0.05	<0.02	<0.05	<0.05	<0.02	<0.05
SW013	14 May 2020	0902_SW013_200514	Normal	NSW_0902_PFASOMP	0.01	0.18	0.22	0.4	0.52	0.03	0.02	<0.02	<0.02	<0.1	0.02	0.04	<0.02	<0.02	<0.02	<0.02	<0.02	<0.02	<0.05	<0.05	<0.05	<0.05	<0.05	<0.02	<0.05	<0.02	<0.05	<0.05	<0.02	<0.05
SW013	12 Nov 2020	0902_SW013_201112	Normal	NSW_0902_PFASOMP	0.01	0.2	0.22	0.42	0.52	0.03	0.02	<0.02	<0.02	<0.1	<0.02	0.04	<0.02	<0.02	<0.02	<0.02	<0.02	<0.02	<0.05	<0.05	<0.05	<0.05	<0.05	<0.02	<0.05	<0.02	<0.05	<0.05	<0.02	<0.05
SW013	06 May 2021	0902_SW013_210506	Normal	NSW_0902_PFASOMP	<0.01	0.16	0.14	0.3	0.45	<0.02	<0.02	<0.02	<0.02	0.1	0.02	0.03	<0.02	<0.02	<0.02	<0.02	<0.02	<0.02	<0.05	<0.05	<0.05	<0.05	<0.05	<0.02	<0.05	<0.02	<0.05	<0.05	<0.02	<0.05
SW013	29 Nov 2021	0902_QC115_211129	Field_D	NSW_0902_PFASOMP	0.01	0.19	0.22	0.41	0.56	0.03	0.02	<0.02	<0.02	<0.1	0.02	0.07	<0.02	<0.02	<0.02	<0.02	<0.02	<0.02	<0.05	<0.05	<0.05	<0.05	<0.05	<0.02	<0.05	<0.02	<0.05	<0.05	<0.02	<0.05
SW013	29 Nov 2021	0902_SW013_211129	Normal	NSW_0902_PFASOMP	0.01	0.2	0.19	0.39	0.52	0.04	0.02	<0.02	<0.02	<0.1	<0.02	0.06	<0.02	<0.02	<0.02	<0.02	<0.02	<0.02	<0.05	<0.05	<0.05	<0.05	<0.05	<0.02	<0.05	<0.02	<0.05	<0.05	<0.02	<0.05
SW013	27 May 2022	0902_SW013_220527	Normal	NSW_0902_PFASOMP	0.01	0.17	0.32	0.49	0.78	0.08	0.04	<0.02	<0.02	0.1	<0.02	0.06	<0.02	<0.02	<0.02	<0.02	<0.02	<0.02	<0.05	<0.05	<0.05	<0.05	<0.05	<0.02	<0.05	<0.02	<0.05	<0.05	<0.02	<0.05
SW013	18 Nov 2022	0902_SW013_221118	Normal	NSW_0902_PFASOMP	<0.01	0.14	0.21	0.35	0.46	0.04	0.03	<0.02	<0.02	<0.1	<0.02	0.04	<0.02	<0.02	<0.02	<0.02	<0.02	<0.02	<0.05	<0.05	<0.05	<0.05	<0.05	<0.02	<0.05	<0.02	<0.05	<0.05	<0.02	<0.05
SW013	11 May 2023	0902_SW013_230511	Normal	NSW_0902_PFASOMP_23	0.04	0.38	0.76	1.14	1.58	0.13	0.11	<0.02	<0.02	<0.1	0.03	0.13	<0.02	<0.02	<0.02	<0.02	<0.02	<0.02	<0.05	<0.05	<0.05	<0.05	<0.05	<0.02	<0.05	<0.02	<0.05	<0.05	<0.02	<0.05
SW013	22 Nov 2023	0902_QC103_231122	Field_D	NSW_0902_PFASOMP_23	0.09	0.59	1.82	**2.41**	3.75	0.27	0.21	0.04	<0.02	0.2	0.09	0.4	0.04	<0.02	<0.02	<0.02	<0.02	<0.02	<0.05	<0.05	<0.05	<0.05	<0.05	<0.02	<0.05	<0.02	<0.05	<0.05	<0.02	<0.05
SW013	22 Nov 2023	0902_QC203_231122	Interlab_D	NSW_0902_PFASOMP_23	0.11	0.67	2.2	**2.9**	4.8	0.42	0.37	0.06	<0.02	0.34	0.1	0.45	0.07	<0.01	<0.02	<0.02	<0.05	<0.1	<0.5	<0.01	<0.01	<0.02	<0.02	<0.1	<0.05	<0.02	<0.05	<0.1	<0.02	<0.5
SW013	22 Nov 2023	0902_SW013_231122	Normal	NSW_0902_PFASOMP_23	0.09	0.57	1.76	**2.33**	3.67	0.28	0.21	0.04	<0.02	0.2	0.08	0.4	0.04	<0.02	<0.02	<0.02	<0.02	<0.02	<0.05	<0.05	<0.05	<0.05	<0.05	<0.02	<0.05	<0.02	<0.05	<0.05	<0.02	<0.05
SW014	03 Jul 2017	0902_SW014_030717	Normal	NSW_0902_PFAS	0.03	0.44	0.33	0.77	0.96	0.05	0.04	<0.02	<0.02	<0.1	<0.02	0.07	<0.02	<0.02	<0.02	<0.02	<0.02	<0.02	<0.05	<0.05	<0.05	<0.05	<0.05	<0.02	<0.05	<0.02	<0.05	<0.05	<0.02	<0.05
SW014	15 Jan 2018	0902_SW014_180115	Normal	NSW_0902_PFAS	0.03	0.3	0.29	0.59	0.83	0.03	0.02	<0.02	<0.02	<0.1	0.04	0.09	0.03	<0.02	<0.02	<0.02	<0.02	<0.02	<0.05	<0.05	<0.05	<0.05	<0.05	<0.02	<0.05	<0.02	<0.05	<0.05	<0.02	<0.05
SW014	08 Nov 2019	0902_QC104_191108	Field_D	NSW_0902_PFASOMP	0.02	0.22	0.15	0.37	0.46	<0.02	<0.02	<0.02	<0.02	<0.1	0.02	0.05	<0.02	<0.02	<0.02	<0.02	<0.02	<0.02	<0.05	<0.05	<0.05	<0.05	<0.05	<0.02	<0.05	<0.02	<0.05	<0.05	<0.02	<0.05
SW014	08 Nov 2019	0902_SW014_191108	Normal	NSW_0902_PFASOMP	0.02	0.07	1.3	1.37	2.56	0.35	0.35	0.02	<0.02	<0.1	0.06	0.37	0.02	<0.02	<0.02	<0.02	<0.02	<0.02	<0.05	<0.05	<0.05	<0.05	<0.05	<0.02	<0.05	<0.02	<0.05	<0.05	<0.02	<0.05
SW014	14 May 2020	0902_SW014_200514	Normal	NSW_0902_PFASOMP	0.01	0.17	0.08	0.25	0.26	<0.02	<0.02	<0.02	<0.02	<0.1	<0.02	<0.02	<0.02	<0.02	<0.02	<0.02	<0.02	<0.02	<0.05	<0.05	<0.05	<0.05	<0.05	<0.02	<0.05	<0.02	<0.05	<0.05	<0.02	<0.05
SW014	12 Nov 2020	0902_SW014_201112	Normal	NSW_0902_PFASOMP	<0.01	0.11	0.04	0.15	0.15	<0.02	<0.02	<0.02	<0.02	<0.1	<0.02	<0.02	<0.02	<0.02	<0.02	<0.02	<0.02	<0.02	<0.05	<0.05	<0.05	<0.05	<0.05	<0.02	<0.05	<0.02	<0.05	<0.05	<0.02	<0.05
SW014	06 May 2021	0902_QC102_210506	Field_D	NSW_0902_PFASOMP	0.2	0.8	4.8	**5.6**	10.2	0.45	0.64	0.13	<0.02	0.1	0.46	2.52	0.12	<0.02	<0.02	<0.02	<0.02	<0.02	<0.05	<0.05	<0.05	<0.05	<0.05	<0.02	<0.05	<0.02	<0.05	<0.05	<0.02	<0.05
SW014	06 May 2021	0902_SW014_210506	Normal	NSW_0902_PFASOMP	0.15	0.6	3.46	**4.06**	7.68	0.4	0.41	0.1	<0.02	0.1	0.39	1.94	0.11	0.02	<0.02	<0.02	<0.02	<0.02	<0.05	<0.05	<0.05	<0.05	<0.05	<0.02	<0.05	<0.02	<0.05	<0.05	<0.02	<0.05
SW014	25 Nov 2021	0902_SW014_211125	Normal	NSW_0902_PFASOMP	0.02	0.34	0.33	0.67	0.95	0.06	0.03	<0.02	<0.02	<0.1	0.02	0.15	<0.02	<0.02	<0.02	<0.02	<0.02	<0.02	<0.05	<0.05	<0.05	<0.05	<0.05	<0.02	<0.05	<0.02	<0.05	<0.05	<0.02	<0.05
SW014	26 May 2022	0902_SW014_220526	Normal	NSW_0902_PFASOMP	0.11	1.24	2.28	**3.52**	5.24	0.22	0.22	0.08	<0.02	<0.1	0.18	0.85	0.06	<0.02	<0.02	<0.02	<0.02	<0.02	<0.05	<0.05	<0.05	<0.05	<0.05	<0.02	<0.05	<0.02	<0.05	<0.05	<0.02	<0.05
SW014	11 Nov 2022	0902_SW014_221111	Normal	NSW_0902_PFASOMP	0.06	1.05	1.28	**2.33**	3.12	0.1	0.14	0.05	<0.02	<0.1	0.06	0.35	0.03	<0.02	<0.02	<0.02	<0.02	<0.02	<0.05	<0.05	<0.05	<0.05	<0.05	<0.02	<0.05	<0.02	<0.05	<0.05	<0.02	<0.05
SW014	11 May 2023	0902_SW014_230511	Normal	NSW_0902_PFASOMP_23	0.02	0.45	0.23	0.68	0.74	<0.02	<0.02	<0.02	<0.02	<0.1	<0.02	0.04	<0.02	<0.02	<0.02	<0.02	<0.02	<0.02	<0.05	<0.05	<0.05	<0.05	<0.05	<0.02	<0.05	<0.02	<0.05	<0.05	<0.02	<0.05
SW014	22 Nov 2023	0902_SW014_231122	Normal	NSW_0902_PFASOMP_23	0.01	0.38	0.21	0.59	0.64	<0.02	<0.02	<0.02	<0.02	<0.1	<0.02	0.04	<0.02	<0.02	<0.02	<0.02	<0.02	<0.02	<0.05	<0.05	<0.05	<0.05	<0.05	<0.02	<0.05	<0.02	<0.05	<0.05	<0.02	<0.05
SW015	03 Jul 2017	0902_SW015_030717	Normal	NSW_0902_PFAS	0.02	0.39	0.49	0.88	1.06	0.06	0.06	<0.02	<0.02	<0.1	<0.02	0.04	<0.02	<0.02	<0.02	<0.02	<0.02	<0.02	<0.05	<0.05	<0.05	<0.05	<0.05	<0.02	<0.05	<0.02	<0.05	<0.05	<0.02	<0.05
SW015	27 Feb 2018	0902_SW015_270218	Normal	NSW_0902_PFAS	<0.01	0.16	0.07	0.23	0.23	<0.02	<0.02	<0.02	<0.02	<0.1	<0.02	<0.02	<0.02	<0.02	<0.02	<0.02	<0.02	<0.02	<0.05	<0.05	<0.05	<0.05	<0.05	<0.02	<0.05	<0.02	<0.05	<0.05	<0.02	<0.05
SW015	14 May 2020	0902_SW015_200514	Normal	NSW_0902_PFASOMP	<0.01	0.26	0.16	0.42	0.42	<0.02	<0.02	<0.02	<0.02	<0.1	<0.02	<0.02	<0.02	<0.02	<0.02	<0.02	<0.02	<0.02	<0.05	<0.05	<0.05	<0.05	<0.05	<0.02	<0.05	<0.02	<0.05	<0.05	<0.02	<0.05
SW015	12 Nov 2020	0902_SW015_201112	Normal	NSW_0902_PFASOMP	<0.01	0.09	0.08	0.17	0.17	<0.02	<0.02	<0.02	<0.02	<0.1	<0.02	<0.02	<0.02	<0.02	<0.02	<0.02	<0.02	<0.02	<0.05	<0.05	<0.05	<0.05	<0.05	<0.02	<0.05	<0.02	<0.05	<0.05	<0.02	<0.05
SW015	05 May 2021	0902_SW015_210505	Normal	NSW_0902_PFASOMP	<0.01	0.09	0.13	0.22	0.22	<0.02	<0.02	<0.02	<0.02	<0.1	<0.02	<0.02	<0.02	<0.02	<0.02	<0.02	<0.02	<0.02	<0.05	<0.05	<0.05	<0.05	<0.05	<0.02	<0.05	<0.02	<0.05	<0.05	<0.02	<0.05
SW015	29 Nov 2021	0902_SW015_211129	Normal	NSW_0902_PFASOMP	<0.01	0.08	0.13	0.21	0.25	<0.02	<0.02	<0.02	<0.02	<0.1	<0.02	0.04	<0.02	<0.02	<0.02	<0.02	<0.02	<0.02	<0.05	<0.05	<0.05	<0.05	<0.05	<0.02	<0.05	<0.02	<0.05	<0.05	<0.02	<0.05
SW015	30 May 2022	0902_SW015_220530	Normal	NSW_0902_PFASOMP	<0.01	0.24	0.29	0.53	0.53	<0.02	<0.02	<0.02	<0.02	<0.1	<0.02	<0.02	<0.02	<0.02	<0.02	<0.02	<0.02	<0.02	<0.05	<0.05	<0.05	<0.05	<0.05	<0.02	<0.05	<0.02	<0.05	<0.05	<0.02	<0.05
SW015	10 Nov 2022	0902_SW015_221110	Normal	NSW_0902_PFASOMP	<0.01	0.35	0.24	0.59	0.59	<0.02	<0.02	<0.02	<0.02	<0.1	<0.02	<0.02	<0.02	<0.02	<0.02	<0.02	<0.02	<0.02	<0.05	<0.05	<0.05	<0.05	<0.05	<0.02	<0.05	<0.02	<0.05	<0.05	<0.02	<0.05
SW015	10 May 2023	0902_SW015_230510	Normal	NSW_0902_PFASOMP_23	<0.01	0.16	0.23	0.39	0.46	0.02	0.03	<0.02	<0.02	<0.1	<0.02	0.02	<0.02	<0.02	<0.02	<0.02	<0.02	<0.02	<0.05	<0.05	<0.05	<0.05	<0.05	<0.02	<0.05	<0.02	<0.05	<0.05	<0.02	<0.05
SW015	09 Jun 2023	0902_SW015_230609	Normal	NSW_0902_PFASOMP_23	<0.01	0.14	0.09	0.23	0.23	<0.02	<0.02	<0.02	<0.02	<0.1	<0.02	<0.02	<0.02	<0.02	<0.02	<0.02	<0.02	<0.02	<0.05	<0.05	<0.05	<0.05	<0.05	<0.02	<0.05	<0.02	<0.05	<0.05	<0.02	<0.05
SW015	24 Nov 2023	0902_SW015_231124	Normal	NSW_0902_PFASOMP_23	0.01	0.14	0.2	0.34	0.41	0.03	<0.02	<0.02	<0.02	<0.1	<0.02	0.03	<0.02	<0.02	<0.02	<0.02	<0.02	<0.02	<0.05	<0.05	<0.05	<0.05	<0.05	<0.02	<0.05	<0.02	<0.05	<0.05	<0.02	<0.05
SW016	03 Jul 2017	0902_SW016_030717	Normal	NSW_0902_PFAS	<0.01	<0.01	<0.02	<0.01	<0.01	<0.02	<0.02	<0.02	<0.02	<0.1	<0.02	<0.02	<0.02	<0.02	<0.02	<0.02	<0.02	<0.02	<0.05	<0.05	<0.05	<0.05	<0.05	<0.02	<0.05	<0.02	<0.05	<0.05	<0.02	<0.05
SW016	15 Jan 2018	0902_SW016_180115	Normal	NSW_0902_PFAS	<0.01	0.02	<0.02	0.02	0.02	<0.02	<0.02	<0.02	<0.02	<0.1	<0.02	<0.02	<0.02	<0.02	<0.02	<0.02	<0.02	<0.02	<0.05	<0.05	<0.05	<0.05	<0.05	<0.02	<0.05	<0.02	<0.05	<0.05	<0.02	<0.05
SW016	27 Feb 2018	0902_SW016_270218	Normal	NSW_0902_PFAS	<0.01	<0.01	<0.02	<0.01	<0.01	<0.02	<0.02	<0.02	<0.02	<0.1	<0.02	<0.02	<0.02	<0.02	<0.02	<0.02	<0.02	<0.02	<0.05	<0.05	<0.05	<0.05	<0.05	<0.02	<0.05	<0.02	<0.05	<0.05	<0.02	<0.05
SW016	14 Nov 2019	0902_QC203_191114	Interlab_D	NSW_0902_PFASOMP	<0.01	0.023	0.01	0.033	-	<0.01	<0.01	<0.01	<0.01	<0.05	<0.02	<0.01	<0.01	<0.01	<0.01	<0.01	<0.01	<0.02	<0.02	<0.01	<0.01	<0.01	<0.01	<0.01	<0.02	<0.01	<0.05	<0.02	<0.01	<0.05
SW016	14 Nov 2019	0902_SW016_191114	Normal	NSW_0902_PFASOMP	<0.01	0.03	<0.02	0.03	0.03	<0.02	<0.02	<0.02	<0.02	<0.1	<0.02	<0.02	<0.02	<0.02	<0.02	<0.02	<0.02	<0.02	<0.05	<0.05	<0.05	<0.05	<0.05	<0.02	<0.05	<0.02	<0.05	<0.05	<0.02	<0.05
SW016	14 May 2020	0902_SW016_200514	Normal	NSW_0902_PFASOMP	<0.01	0.02	<0.02	0.02	0.02	<0.02	<0.02	<0.02	<0.02	<0.1	<0.02	<0.02	<0.02	<0.02	<0.02	<0.02	<0.02	<0.02	<0.05	<0.05	<0.05	<0.05	<0.05	<0.02	<0.05	<0.02	<0.05	<0.05	<0.02	<0.05
SW016	13 Nov 2020	0902_SW016_201113	Normal	NSW_0902_PFASOMP	<0.01	0.01	<0.02	0.01	0.01	<0.02	<0.02	<0.02	<0.02	<0.1	<0.02	<0.02	<0.02	<0.02	<0.02	<0.02	<0.02	<0.02	<0.05	<0.05	<0.05	<0.05	<0.05	<0.02	<0.05	<0.02	<0.05	<0.05	<0.02	<0.05
SW016	23 Apr 2021	0902_QC200_210423	Interlab_D	NSW_0902_PFASMGMT	<0.01	0.03	0.03	0.06	0.1	0.01	<0.01	<0.01	<0.02	0.02	<0.02	0.01	<0.01	<0.01	<0.02	<0.02	<0.05	<0.1	<0.5	<0.01	<0.01	<0.02	<0.02	<0.1	<0.05	<0.02	<0.05	<0.1	<0.02	<0.5

Table T9 - Historical Surface Water Analytical Results

					PFAS					PFAS - Perfluoroalkyl Sulfonic Acids				PFAS - Perfluoroalkyl Carboxylic Acids										PFAS - (n:2) Fluorotelomer Sulfonic Acids				PFAS - Perfluoroalkyl Sulfonamides						
					Perfluorooctanoic acid (PFOA)	Perfluorooctane sulfonic acid (PFOS)	Perfluorohexane sulfonic acid (PFHxS)	Sum of PFHxS and PFOS	Sum of PFAS	Perfluorobutane sulfonic acid (PFBS)	Perfluoropentane sulfonic acid (PFPeS)	Perfluoroheptane sulfonic acid (PFHpS)	Perfluorodecane sulfonic acid (PFDS)	Perfluorobutanoic acid (PFBA)	Perfluoropentanoic acid (PFPeA)	Perfluorohexanoic acid (PFHxA)	Perfluoroheptanoic acid (PFHpA)	Perfluorononanoic acid (PFNA)	Perfluorodecanoic acid (PFDA)	Perfluoroundecanoic acid (PFUnDA)	Perfluorododecanoic acid (PFDoDA)	Perfluorotridecanoic acid (PFTrDA)	Perfluorotetradecanoic acid (PFTeDA)	4:2 Fluorotelomer sulfonic acid (4:2 FTS)	6:2 Fluorotelomer sulfonic acid (6:2 FTS)	8:2 Fluorotelomer sulfonic acid (8:2 FTS)	10:2 Fluorotelomer sulfonic acid (10:2 FTS)	Perfluorooctane sulfonamide (FOSA)	N-Methyl perfluorooctane sulfonamide (MeFOSA)	N-Methyl perfluorooctane sulfonamidoacetic acid (MeFOSAA)	N-methyl perfluorooctane sulfonamidoethanol (MeFOSE)	N-Ethyl perfluorooctane sulfonamide (EtFOSA)	N-Ethyl perfluorooctane sulfonamidoacetic acid (EtFOSAA)	N-Ethyl perfluorooctane sulfonamidoethanol (EtFOSE)
					µg/L	µg/L	µg/L	µg/L	µg/L	µg/L	µg/L	µg/L	µg/L	µg/L	µg/L	µg/L	µg/L	µg/L	µg/L	µg/L	µg/L	µg/L	µg/L	µg/L	µg/L	µg/L	µg/L	µg/L	µg/L	µg/L	µg/L	µg/L	µg/L	µg/L
SW016	23 Apr 2021	0902_SW016_210423	Normal	NSW_0902_PFASMGMT	<0.01	0.02	0.03	0.05	0.05	<0.02	<0.02	<0.02	<0.02	<0.1	<0.02	<0.02	<0.02	<0.02	<0.02	<0.02	<0.02	<0.05	<0.05	<0.05	<0.05	<0.05	<0.02	<0.05	<0.02	<0.05	<0.05	<0.02	<0.05
SW016	05 May 2021	0902_SW016_210505	Normal	NSW_0902_PFASOMP	<0.01	0.03	0.02	0.05	0.05	<0.02	<0.02	<0.02	<0.02	<0.1	<0.02	<0.02	<0.02	<0.02	<0.02	<0.02	<0.02	<0.05	<0.05	<0.05	<0.05	<0.05	<0.02	<0.05	<0.02	<0.05	<0.05	<0.02	<0.05
SW016	29 Nov 2021	0902_SW016_211129	Normal	NSW_0902_PFASOMP	<0.01	0.01	<0.01	0.01	0.01	<0.02	<0.02	<0.02	<0.02	<0.1	<0.02	<0.02	<0.02	<0.02	<0.02	<0.02	<0.02	<0.05	<0.05	<0.05	<0.05	<0.05	<0.02	<0.05	<0.02	<0.05	<0.05	<0.02	<0.05
SW016	30 May 2022	0902_SW016_220530	Normal	NSW_0902_PFASOMP	<0.01	0.06	0.17	0.23	0.28	0.02	<0.02	<0.02	<0.02	<0.1	<0.02	0.03	<0.02	<0.02	<0.02	<0.02	<0.02	<0.05	<0.05	<0.05	<0.05	<0.05	<0.02	<0.05	<0.02	<0.05	<0.05	<0.02	<0.05
SW016	10 Nov 2022	0902_QC112_221110	Field_D	NSW_0902_PFASOMP	0.02	0.34	0.49	0.83	1	0.05	0.05	<0.02	<0.02	<0.1	<0.02	0.05	<0.02	<0.02	<0.02	<0.02	<0.02	<0.05	<0.05	<0.05	<0.05	<0.05	<0.02	<0.05	<0.02	<0.05	<0.05	<0.02	<0.05
SW016	10 Nov 2022	0902_SW016_221110	Normal	NSW_0902_PFASOMP	0.02	0.4	0.58	0.98	1.17	0.05	0.06	<0.02	<0.02	<0.1	<0.02	0.06	<0.02	<0.02	<0.02	<0.02	<0.02	<0.05	<0.05	<0.05	<0.05	<0.05	<0.02	<0.05	<0.02	<0.05	<0.05	<0.02	<0.05
SW016	10 May 2023	0902_SW016_230510	Normal	NSW_0902_PFASOMP_23	<0.01	0.05	0.01	0.06	0.06	<0.02	<0.02	<0.02	<0.02	<0.1	<0.02	<0.02	<0.02	<0.02	<0.02	<0.02	<0.02	<0.05	<0.05	<0.05	<0.05	<0.05	<0.02	<0.05	<0.02	<0.05	<0.05	<0.02	<0.05
SW016	09 Jun 2023	0902_SW016_230609	Normal	NSW_0902_PFASOMP_23	0.02	0.23	0.19	0.42	0.53	0.04	0.03	<0.02	<0.02	<0.1	0.02	<0.02	<0.02	<0.02	<0.02	<0.02	<0.02	<0.05	<0.05	<0.05	<0.05	<0.05	<0.02	<0.05	<0.02	<0.05	<0.05	<0.02	<0.05
SW016	23 Nov 2023	0902_QC108_231123	Field_D	NSW_0902_PFASOMP_23	0.02	0.25	0.21	0.46	0.59	0.03	0.03	<0.02	<0.02	<0.1	<0.02	0.05	<0.02	<0.02	<0.02	<0.02	<0.02	<0.05	<0.05	<0.05	<0.05	<0.05	<0.02	<0.05	<0.02	<0.05	<0.05	<0.02	<0.05
SW016	23 Nov 2023	0902_QC208_231123	Interlab_D	NSW_0902_PFASOMP_23	0.02	0.37	0.26	0.63	0.86	0.05	0.04	0.01	<0.02	<0.02	0.03	0.06	0.01	<0.01	<0.02	<0.02	<0.05	<0.1	<0.5	<0.01	<0.01	<0.02	<0.02	<0.1	<0.05	<0.02	<0.05	<0.1	<0.02	<0.5
SW016	23 Nov 2023	0902_SW016_231123	Normal	NSW_0902_PFASOMP_23	0.02	0.27	0.19	0.46	0.58	0.03	0.02	<0.02	<0.02	<0.1	<0.02	0.05	<0.02	<0.02	<0.02	<0.02	<0.02	<0.05	<0.05	<0.05	<0.05	<0.05	<0.02	<0.05	<0.02	<0.05	<0.05	<0.02	<0.05
SW018	04 Jul 2017	0902_SW018_040717	Normal	NSW_0902_PFAS	<0.01	0.05	0.03	0.08	0.08	<0.02	<0.02	<0.02	<0.02	<0.1	<0.02	<0.02	<0.02	<0.02	<0.02	<0.02	<0.02	<0.05	<0.05	<0.05	<0.05	<0.05	<0.02	<0.05	<0.02	<0.05	<0.05	<0.02	<0.05
SW018	15 Jan 2018	0902_SW018_180115	Normal	NSW_0902_PFAS	<0.01	0.03	<0.02	0.03	0.03	<0.02	<0.02	<0.02	<0.02	<0.1	<0.02	<0.02	<0.02	<0.02	<0.02	<0.02	<0.02	<0.05	<0.05	<0.05	<0.05	<0.05	<0.02	<0.05	<0.02	<0.05	<0.05	<0.02	<0.05
SW018	27 Feb 2018	0902_SW018_270218	Normal	NSW_0902_PFAS	<0.01	0.02	<0.02	0.02	0.02	<0.02	<0.02	<0.02	<0.02	<0.1	<0.02	<0.02	<0.02	<0.02	<0.02	<0.02	<0.02	<0.05	<0.05	<0.05	<0.05	<0.05	<0.02	<0.05	<0.02	<0.05	<0.05	<0.02	<0.05
SW018	25 Nov 2019	0902_QC111_191125	Field_D	NSW_0902_PFASOMP	<0.01	0.02	<0.02	0.02	0.02	<0.02	<0.02	<0.02	<0.02	<0.1	<0.02	<0.02	<0.02	<0.02	<0.02	<0.02	<0.02	<0.05	<0.05	<0.05	<0.05	<0.05	<0.02	<0.05	<0.02	<0.05	<0.05	<0.02	<0.05
SW018	25 Nov 2019	0902_SW018_191125	Normal	NSW_0902_PFASOMP	<0.01	0.03	<0.02	0.03	0.03	<0.02	<0.02	<0.02	<0.02	<0.1	<0.02	<0.02	<0.02	<0.02	<0.02	<0.02	<0.02	<0.05	<0.05	<0.05	<0.05	<0.05	<0.02	<0.05	<0.02	<0.05	<0.05	<0.02	<0.05
SW018	15 May 2020	0902_SW018_200515	Normal	NSW_0902_PFASOMP	<0.01	0.01	<0.02	0.01	0.01	<0.02	<0.02	<0.02	<0.02	<0.1	<0.02	<0.02	<0.02	<0.02	<0.02	<0.02	<0.02	<0.05	<0.05	<0.05	<0.05	<0.05	<0.02	<0.05	<0.02	<0.05	<0.05	<0.02	<0.05
SW018	13 Nov 2020	0902_SW018_201113	Normal	NSW_0902_PFASOMP	<0.01	<0.01	<0.02	<0.01	<0.01	<0.02	<0.02	<0.02	<0.02	<0.1	<0.02	<0.02	<0.02	<0.02	<0.02	<0.02	<0.02	<0.05	<0.05	<0.05	<0.05	<0.05	<0.02	<0.05	<0.02	<0.05	<0.05	<0.02	<0.05
SW018	06 May 2021	0902_QC104_210506	Field_D	NSW_0902_PFASOMP	0.04	0.72	0.62	1.34	1.75	0.07	0.06	0.04	<0.02	<0.1	0.02	0.16	0.02	<0.02	<0.02	<0.02	<0.02	<0.05	<0.05	<0.05	<0.05	<0.05	<0.02	<0.05	<0.02	<0.05	<0.05	<0.02	<0.05
SW018	06 May 2021	0902_SW018_210506	Normal	NSW_0902_PFASOMP	0.04	0.62	0.54	1.16	1.54	0.05	0.07	0.03	<0.02	<0.1	0.03	0.14	0.02	<0.02	<0.02	<0.02	<0.02	<0.05	<0.05	<0.05	<0.05	<0.05	<0.02	<0.05	<0.02	<0.05	<0.05	<0.02	<0.05
SW018	29 Nov 2021	0902_SW018_211129	Normal	NSW_0902_PFASOMP	<0.01	0.11	0.04	0.15	0.17	<0.02	<0.02	<0.02	<0.02	<0.1	<0.02	0.02	<0.02	<0.02	<0.02	<0.02	<0.02	<0.05	<0.05	<0.05	<0.05	<0.05	<0.02	<0.05	<0.02	<0.05	<0.05	<0.02	<0.05
SW018	31 May 2022	0902_QC211_220531	Interlab_D	NSW_0902_PFASOMP	0.02	0.29	0.19	0.48	0.64	0.03	0.02	<0.01	<0.02	0.03	<0.02	0.05	<0.01	<0.01	<0.02	<0.02	<0.05	<0.1	<0.5	<0.01	<0.01	<0.02	<0.02	<0.1	<0.05	<0.02	<0.05	<0.1	<0.02	<0.5
SW018	31 May 2022	0902_SW018_220531	Normal	NSW_0902_PFASOMP	0.02	0.44	0.34	0.78	0.98	0.05	0.04	<0.02	<0.02	<0.1	0.02	0.07	<0.02	<0.02	<0.02	<0.02	<0.02	<0.05	<0.05	<0.05	<0.05	<0.05	<0.02	<0.05	<0.02	<0.05	<0.05	<0.02	<0.05
SW018	07 Nov 2022	0902_SW018_221107	Normal	NSW_0902_PFASOMP	<0.01	0.03	0.02	0.05	0.05	<0.02	<0.02	<0.02	<0.02	<0.1	<0.02	<0.02	<0.02	<0.02	<0.02	<0.02	<0.02	<0.05	<0.05	<0.05	<0.05	<0.05	<0.02	<0.05	<0.02	<0.05	<0.05	<0.02	<0.05
SW018	10 May 2023	0902_QC109_230510	Field_D	NSW_0902_PFASOMP_23	<0.01	0.02	0.01	0.03	0.03	<0.02	<0.02	<0.02	<0.02	<0.1	<0.02	<0.02	<0.02	<0.02	<0.02	<0.02	<0.02	<0.05	<0.05	<0.05	<0.05	<0.05	<0.02	<0.05	<0.02	<0.05	<0.05	<0.02	<0.05
SW018	10 May 2023	0902_QC209_230510	Interlab_D	NSW_0902_PFASOMP_23	<0.01	0.02	0.02	0.04	0.04	<0.01	<0.01	<0.01	<0.02	<0.02	<0.02	<0.01	<0.01	<0.01	<0.02	<0.02	<0.05	<0.1	<0.5	<0.01	<0.01	<0.02	<0.02	<0.1	<0.05	<0.02	<0.05	<0.1	<0.02	<0.5
SW018	10 May 2023	0902_SW018_230510	Normal	NSW_0902_PFASOMP_23	<0.01	0.02	0.01	0.03	0.03	<0.02	<0.02	<0.02	<0.02	<0.1	<0.02	<0.02	<0.02	<0.02	<0.02	<0.02	<0.02	<0.05	<0.05	<0.05	<0.05	<0.05	<0.02	<0.05	<0.02	<0.05	<0.05	<0.02	<0.05
SW018	27 Nov 2023	0902_SW018_231127	Normal	NSW_0902_PFASOMP_23	<0.01	0.02	<0.01	0.02	0.02	<0.02	<0.02	<0.02	<0.02	<0.1	<0.02	<0.02	<0.02	<0.02	<0.02	<0.02	<0.02	<0.05	<0.05	<0.05	<0.05	<0.05	<0.02	<0.05	<0.02	<0.05	<0.05	<0.02	<0.05
SW019	04 Jul 2017	0902_SW019_040717	Normal	NSW_0902_PFAS	0.02	0.07	0.04	0.11	0.15	<0.02	<0.02	<0.02	<0.02	<0.1	<0.02	0.02	<0.02	<0.02	<0.02	<0.02	<0.02	<0.05	<0.05	<0.05	<0.05	<0.05	<0.02	<0.05	<0.02	<0.05	<0.05	<0.02	<0.05
SW019	15 Jan 2018	0902_SW019_180115	Normal	NSW_0902_PFAS	<0.01	0.02	<0.02	0.02	0.02	<0.02	<0.02	<0.02	<0.02	<0.1	<0.02	<0.02	<0.02	<0.02	<0.02	<0.02	<0.02	<0.05	<0.05	<0.05	<0.05	<0.05	<0.02	<0.05	<0.02	<0.05	<0.05	<0.02	<0.05
SW019	25 Nov 2019	0902_SW019_191125	Normal	NSW_0902_PFASOMP	0.02	0.03	0.02	0.05	0.1	<0.02	<0.02	<0.02	<0.02	<0.1	<0.02	0.03	<0.02	<0.02	<0.02	<0.02	<0.02	<0.05	<0.05	<0.05	<0.05	<0.05	<0.02	<0.05	<0.02	<0.05	<0.05	<0.02	<0.05
SW019	15 May 2020	0902_SW019_200515	Normal	NSW_0902_PFASOMP	0.01	0.04	0.03	0.07	0.11	0.03	<0.02	<0.02	<0.02	<0.1	<0.02	<0.02	<0.02	<0.02	<0.02	<0.02	<0.02	<0.05	<0.05	<0.05	<0.05	<0.05	<0.02	<0.05	<0.02	<0.05	<0.05	<0.02	<0.05
SW019	13 Nov 2020	0902_SW019_201113	Normal	NSW_0902_PFASOMP	<0.01	0.03	<0.02	0.03	0.03	<0.02	<0.02	<0.02	<0.02	<0.1	<0.02	<0.02	<0.02	<0.02	<0.02	<0.02	<0.02	<0.05	<0.05	<0.05	<0.05	<0.05	<0.02	<0.05	<0.02	<0.05	<0.05	<0.02	<0.05
SW019	07 May 2021	0902_SW019_210507	Normal	NSW_0902_PFASOMP	<0.01	0.04	0.03	0.07	0.07	<0.02	<0.02	<0.02	<0.02	<0.1	<0.02	<0.02	<0.02	<0.02	<0.02	<0.02	<0.02	<0.05	<0.05	<0.05	<0.05	<0.05	<0.02	<0.05	<0.02	<0.05	<0.05	<0.02	<0.05
SW019	29 Nov 2021	0902_SW019_211129	Normal	NSW_0902_PFASOMP	<0.01	0.02	0.01	0.03	0.03	<0.02	<0.02	<0.02	<0.02	<0.1	<0.02	<0.02	<0.02	<0.02	<0.02	<0.02	<0.02	<0.05	<0.05	<0.05	<0.05	<0.05	<0.02	<0.05	<0.02	<0.05	<0.05	<0.02	<0.05
SW019	31 May 2022	0902_QC111_220531	Field_D	NSW_0902_PFASOMP	<0.01	0.03	0.03	0.06	0.06	<0.02	<0.02	<0.02	<0.02	<0.1	<0.02	<0.02	<0.02	<0.02	<0.02	<0.02	<0.02	<0.05	<0.05	<0.05	<0.05	<0.05	<0.02	<0.05	<0.02	<0.05	<0.05	<0.02	<0.05
SW019	31 May 2022	0902_SW019_220531	Normal	NSW_0902_PFASOMP	<0.01	0.04	0.03	0.07	0.07	<0.02	<0.02	<0.02	<0.02	<0.1	<0.02	<0.02	<0.02	<0.02	<0.02	<0.02	<0.02	<0.05	<0.05	<0.05	<0.05	<0.05	<0.02	<0.05	<0.02	<0.05	<0.05	<0.02	<0.05
SW019	07 Nov 2022	0902_QC109_221107	Field_D	NSW_0902_PFASOMP	<0.01	0.04	0.04	0.08	0.08	<0.02	<0.02	<0.02	<0.02	<0.1	<0.02	<0.02	<0.02	<0.02	<0.02	<0.02	<0.02	<0.05	<0.05	<0.05	<0.05	<0.05	<0.02	<0.05	<0.02	<0.05	<0.05	<0.02	<0.05
SW019	07 Nov 2022	0902_QC209_221107	Interlab_D	NSW_0902_PFASOMP	<0.01	0.04	0.03	0.07	0.12	<0.01	<0.01	<0.01	<0.02	0.04	<0.02	0.01	<0.01	<0.01	<0.02	<0.02	<0.05	<0.1	<0.5	<0.01	<0.01	<0.02	<0.02	<0.1	<0.05	<0.02	<0.05	<0.1	<0.02	<0.5
SW019	07 Nov 2022	0902_SW019_221107	Normal	NSW_0902_PFASOMP	0.01	0.05	0.04	0.09	0.1	<0.02	<0.02	<0.02	<0.02	<0.1	<0.02	<0.02	<0.02	<0.02	<0.02	<0.02	<0.02	<0.05	<0.05	<0.05	<0.05	<0.05	<0.02	<0.05	<0.02	<0.05	<0.05	<0.02	<0.05
SW019	10 May 2023	0902_SW019_230510	Normal	NSW_0902_PFASOMP_23	<0.01	0.03	0.02	0.05	0.05	<0.02	<0.02	<0.02	<0.02	<0.1	<0.02	<0.02	<0.02	<0.02	<0.02	<0.02	<0.02	<0.05	<0.05	<0.05	<0.05	<0.05	<0.02	<0.05	<0.02	<0.05	<0.05	<0.02	<0.05
SW019	27 Nov 2023	0902_SW019_231127	Normal	NSW_0902_PFASOMP_23	<0.01	0.03	0.02	0.05	0.08	<0.02	<0.02	<0.02	<0.02	<0.1	<0.02	0.03	<0.02	<0.02	<0.02	<0.02	<0.02	<0.05	<0.05	<0.05	<0.05	<0.05	<0.02	<0.05	<0.02	<0.05	<0.05	<0.02	<0.05
SW020	13 Nov 2017	0902_SW20_131117	Normal	NSW_0902_PFAS	0.02	0.06	0.02	0.08	0.12	<0.02	<0.02	<0.02	<0.02	<0.1	<0.02	0.02	<0.02	<0.02	<0.02	<0.02	<0.02	<0.05	<0.05	<0.05	<0.05	<0.05	<0.02	<0.05	<0.02	<0.05	<0.05	<0.02	<0.05
SW020	15 Jan 2018	0902_SW020_180115	Normal	NSW_0902_PFAS	0.03	0.06	<0.02	0.06	0.11	<0.02	<0.02	<0.02	<0.02	<0.1	<0.02	0.02	<0.02	<0.02	<0.02	<0.02	<0.02	<0.05	<0.05	<0.05	<0.05	<0.05	<0.02	<0.05	<0.02	<0.05	<0.05	<0.02	<0.05
SW020	25 Nov 2019	0902_SW020_191125	Normal	NSW_0902_PFASOMP	0.02	0.05	0.02	0.07	0.11	<0.02	<0.02	<0.02	<0.02	<0.1	<0.02	0.02	<0.02	<0.02	<0.02	<0.02	<0.02	<0.05	<0.05	<0.05	<0.05	<0.05	<0.02	<0.05	<0.02	<0.05	<0.05	<0.02	<0.05
SW020	15 May 2020	0902_SW020_200515	Normal	NSW_0902_PFASOMP	0.01	0.07	0.03	0.1	0.14	0.03	<0.02	<0.02	<0.02	<0.1	<0.02	<0.02	<0.02	<0.02	<0.02	<0.02	<0.02	<0.05	<0.05	<0.05	<0.05	<0.05	<0.02	<0.05	<0.02	<0.05	<0.05	<0.02	<0.05
SW020	13 Nov 2020	0902_SW020_201113	Normal	NSW_0902_PFASOMP	<0.01	0.03	<0.02	0.03	0.03	<0.02	<0.02	<0.02	<0.02	<0.1	<0.02	<0.02	<0.02	<0.02	<0.02	<0.02	<0.02	<0.05	<0.05	<0.05	<0.05	<0.05	<0.02	<0.05	<0.02	<0.05	<0.05	<0.02	<0.05
SW020	07 May 2021	0902_SW020_210507	Normal	NSW_0902_PFASOMP	0.01	0.17	0.02	0.19	0.2	<0.02	<0.02	<0.02	<0.02	<0.1	<0.02	<0.02	<0.02	<0.02	<0.02	<0.02	<0.02	<0.05	<0.05	<0.05	<0.05	<0.05	<0.02	<0.05	<0.02	<0.05	<0.05	<0.02	<0.05
SW020	29 Nov 2021	0902_SW020_211129	Normal	NSW_0902_PFASOMP	<0.01	0.02	0.01	0.03	0.03	<0.02	<0.02	<0.02	<0.02	<0.1	<0.02	<0.02	<0.02	<0.02	<0.02	<0.02	<0.02	<0.05	<0.05	<0.05	<0.05	<0.05	<0.02	<0.05	<0.02	<0.05	<0.05	<0.02	<0.05
SW020	31 May 2022	0902_SW020_220531	Normal	NSW_0902_PFASOMP	0.01	0.07	0.04	0.11	0.12	<0.02	<0.02	<0.02	<0.02	<0.1	<0.02	<0.02	<0.02	<0.02	<0.02	<0.02	<0.02	<0.05	<0.05	<0.05	<0.05	<0.05	<0.02	<0.05	<0.02	<0.05	<0.05	<0.02	<0.05
SW020	07 Nov 2022	0902_SW020_221107	Normal	NSW_0902_PFASOMP	0.01	0.06	0.04	0.1	0.13	0.02	<0.02	<0.02	<0.02	<0.1	<0.02	<0.02	<0.02	<0.02	<0.02	<0.02	<0.02	<0.05	<0.05	<0.05	<0.05	<0.05	<0.02	<0.05	<0.02	<0.05	<0.05	<0.02	<0.05
SW020	10 May 2023	0902_SW020_230510	Normal	NSW_0902_PFASOMP_23	<0.01	0.04	0.02	0.06	0.06	<0.02	<0.02	<0.02	<0.02	<0.1	<0.02	<0.02	<0.02	<0.02	<0.02	<0.02	<0.02	<0.05	<0.05	<0.05	<0.05	<0.05	<0.02	<0.05	<0.02	<0.05	<0.05	<0.02	<0.05
SW020	27 Nov 2023	0902_SW020_231127	Normal	NSW_0902_PFASOMP_23	0.01	0.03	0.02	0.05	0.08	<0.02	<0.02	<0.02	<0.02	<0.1	<0.02	0.02	<0.02	<0.02	<0.02	<0.02	<0.02	<0.05	<0.05	<0.05	<0.05	<0.05	<0.02	<0.05	<0.02	<0.05	<0.05	<0.02	<0.05

Table T9 - Historical Surface Water Analytical Results

					PFAS					PFAS - Perfluoroalkyl Sulfonic Acids				PFAS - Perfluoroalkyl Carboxylic Acids										PFAS - (n:2) Fluorotelomer Sulfonic Acids				PFAS - Perfluoroalkyl Sulfonamides						
					Perfluorooctanoic acid (PFOA)	Perfluorooctane sulfonic acid (PFOS)	Perfluorohexane sulfonic acid (PFHxS)	Sum of PFHxS and PFOS	Sum of PFAS	Perfluorobutane sulfonic acid (PFBS)	Perfluoropentane sulfonic acid (PFPeS)	Perfluoroheptane sulfonic acid (PFHpS)	Perfluorodecane sulfonic acid (PFDS)	Perfluorobutanoic acid (PFBA)	Perfluoropentanoic acid (PFPeA)	Perfluorohexanoic acid (PFHxA)	Perfluoroheptanoic acid (PFHpA)	Perfluorononanoic acid (PFNA)	Perfluorodecanoic acid (PFDA)	Perfluoroundecanoic acid (PFUnDA)	Perfluorododecanoic acid (PFDoDA)	Perfluorotridecanoic acid (PFTrDA)	Perfluorotetradecanoic acid (PFTeDA)	4:2 Fluorotelomer sulfonic acid (4:2 FTS)	6:2 Fluorotelomer sulfonic acid (6:2 FTS)	8:2 Fluorotelomer sulfonic acid (8:2 FTS)	10:2 Fluorotelomer sulfonic acid (10:2 FTS)	Perfluorooctane sulfonamide (FOSA)	N-Methyl perfluorooctane sulfonamide (MeFOSA)	N-Methyl perfluorooctane sulfonamidoacetic acid (MeFOSAA)	N-methyl perfluorooctane sulfonamidoethanol (MeFOSE)	N-Ethyl perfluorooctane sulfonamide (EtFOSA)	N-Ethyl perfluorooctane sulfonamidoacetic acid (EtFOSAA)	N-Ethyl perfluorooctane sulfonamidoethanol (EtFOSE)
					µg/L	µg/L	µg/L	µg/L	µg/L	µg/L	µg/L	µg/L	µg/L	µg/L	µg/L	µg/L	µg/L	µg/L	µg/L	µg/L	µg/L	µg/L	µg/L	µg/L	µg/L	µg/L	µg/L	µg/L	µg/L	µg/L	µg/L	µg/L	µg/L	µg/L
SW022	13 Nov 2017	0902_SW22_131117	Normal	NSW_0902_PFAS	0.01	0.14	0.05	0.19	0.31	<0.02	0.03	<0.02	<0.02	<0.1	<0.02	0.08	<0.02	<0.02	<0.02	<0.02	<0.02	<0.02	<0.05	<0.05	<0.05	<0.05	<0.05	<0.02	<0.05	<0.02	<0.05	<0.05	<0.02	<0.05
SW022	15 Jan 2018	0902_SW022_180115	Normal	NSW_0902_PFAS	0.01	0.04	<0.02	0.04	0.1	<0.02	<0.02	<0.02	<0.02	<0.1	0.02	0.03	<0.02	<0.02	<0.02	<0.02	<0.02	<0.02	<0.05	<0.05	<0.05	<0.05	<0.05	<0.02	<0.05	<0.02	<0.05	<0.05	<0.02	<0.05
SW022	15 Nov 2019	0902_QC109_191115	Field_D	NSW_0902_PFASOMP	0.04	0.04	<0.02	0.04	0.14	<0.02	<0.02	<0.02	<0.02	<0.1	<0.02	0.04	<0.02	<0.02	0.02	<0.02	<0.02	<0.02	<0.05	<0.05	<0.05	<0.05	<0.05	<0.02	<0.05	<0.02	<0.05	<0.05	<0.02	<0.05
SW022	15 Nov 2019	0902_SW022_191115	Normal	NSW_0902_PFASOMP	0.04	0.03	<0.02	0.03	0.11	<0.02	<0.02	<0.02	<0.02	<0.1	<0.02	0.04	<0.02	<0.02	<0.02	<0.02	<0.02	<0.02	<0.05	<0.05	<0.05	<0.05	<0.05	<0.02	<0.05	<0.02	<0.05	<0.05	<0.02	<0.05
SW022	15 May 2020	0902_SW022_200515	Normal	NSW_0902_PFASOMP	0.02	0.03	<0.02	0.03	0.05	<0.02	<0.02	<0.02	<0.02	<0.1	<0.02	<0.02	<0.02	<0.02	<0.02	<0.02	<0.02	<0.02	<0.05	<0.05	<0.05	<0.05	<0.05	<0.02	<0.05	<0.02	<0.05	<0.05	<0.02	<0.05
SW022	13 Nov 2020	0902_SW022_201113	Normal	NSW_0902_PFASOMP	<0.01	0.02	<0.02	0.02	0.02	<0.02	<0.02	<0.02	<0.02	<0.1	<0.02	<0.02	<0.02	<0.02	<0.02	<0.02	<0.02	<0.02	<0.05	<0.05	<0.05	<0.05	<0.05	<0.02	<0.05	<0.02	<0.05	<0.05	<0.02	<0.05
SW022	05 May 2021	0902_SW022_210505	Normal	NSW_0902_PFASOMP	<0.01	0.02	<0.02	0.02	0.02	<0.02	<0.02	<0.02	<0.02	<0.1	<0.02	<0.02	<0.02	<0.02	<0.02	<0.02	<0.02	<0.02	<0.05	<0.05	<0.05	<0.05	<0.05	<0.02	<0.05	<0.02	<0.05	<0.05	<0.02	<0.05
SW022	29 Nov 2021	0902_SW022_211129	Normal	NSW_0902_PFASOMP	<0.01	0.03	0.02	0.05	0.05	<0.02	<0.02	<0.02	<0.02	<0.1	<0.02	<0.02	<0.02	<0.02	<0.02	<0.02	<0.02	<0.02	<0.05	<0.05	<0.05	<0.05	<0.05	<0.02	<0.05	<0.02	<0.05	<0.05	<0.02	<0.05
SW022	30 May 2022	0902_QC209_220530	Interlab_D	NSW_0902_PFASOMP	<0.01	0.03	0.05	0.07	0.12	<0.01	<0.01	<0.01	<0.02	0.04	<0.02	<0.01	<0.01	<0.01	<0.02	<0.02	<0.05	<0.1	<0.5	<0.01	<0.01	<0.02	<0.02	<0.1	<0.05	<0.02	<0.05	<0.1	<0.02	<0.5
SW022	30 May 2022	0902_SW022_220530	Normal	NSW_0902_PFASOMP	<0.01	0.04	0.07	0.11	0.11	<0.02	<0.02	<0.02	<0.02	<0.1	<0.02	<0.02	<0.02	<0.02	<0.02	<0.02	<0.02	<0.02	<0.05	<0.05	<0.05	<0.05	<0.05	<0.02	<0.05	<0.02	<0.05	<0.05	<0.02	<0.05
SW022	03 Nov 2022	0902_QC104_221103	Field_D	NSW_0902_PFASOMP	0.01	0.04	0.19	0.23	0.39	0.04	0.04	<0.02	<0.02	<0.1	<0.02	0.07	<0.02	<0.02	<0.02	<0.02	<0.02	<0.02	<0.05	<0.05	<0.05	<0.05	<0.05	<0.02	<0.05	<0.02	<0.05	<0.05	<0.02	<0.05
SW022	03 Nov 2022	0902_SW022_221103	Normal	NSW_0902_PFASOMP	0.01	0.05	0.2	0.25	0.42	0.04	0.04	<0.02	<0.02	<0.1	<0.02	0.08	<0.02	<0.02	<0.02	<0.02	<0.02	<0.02	<0.05	<0.05	<0.05	<0.05	<0.05	<0.02	<0.05	<0.02	<0.05	<0.05	<0.02	<0.05
SW022	09 May 2023	0902_QC105_230509	Field_D	NSW_0902_PFASOMP_23	<0.01	0.02	0.05	0.07	0.07	<0.02	<0.02	<0.02	<0.02	<0.1	<0.02	<0.02	<0.02	<0.02	<0.02	<0.02	<0.02	<0.02	<0.05	<0.05	<0.05	<0.05	<0.05	<0.02	<0.05	<0.02	<0.05	<0.05	<0.02	<0.05
SW022	09 May 2023	0902_QC205_230509	Interlab_D	NSW_0902_PFASOMP_23	<0.01	0.04	0.08	0.11	0.14	0.01	<0.01	<0.01	<0.02	<0.02	<0.02	0.02	<0.01	<0.01	<0.02	<0.02	<0.05	<0.1	<0.5	<0.01	<0.01	<0.02	<0.02	<0.1	<0.05	<0.02	<0.05	<0.1	<0.02	<0.5
SW022	09 May 2023	0902_SW022_230509	Normal	NSW_0902_PFASOMP_23	<0.01	0.04	0.07	0.11	0.11	<0.02	<0.02	<0.02	<0.02	<0.1	<0.02	<0.02	<0.02	<0.02	<0.02	<0.02	<0.02	<0.02	<0.05	<0.05	<0.05	<0.05	<0.05	<0.02	<0.05	<0.02	<0.05	<0.05	<0.02	<0.05
SW022	24 Nov 2023	0902_SW022_231124	Normal	NSW_0902_PFASOMP_23	0.02	0.07	0.27	0.34	0.59	0.06	0.04	<0.02	<0.02	<0.1	0.03	0.1	<0.02	<0.02	<0.02	<0.02	<0.02	<0.02	<0.05	<0.05	<0.05	<0.05	<0.05	<0.02	<0.05	<0.02	<0.05	<0.05	<0.02	<0.05
SW023	13 Nov 2017	0902_QC181_131117	Field_D	NSW_0902_PFAS	0.02	0.38	0.1	0.48	0.56	<0.02	<0.02	<0.02	<0.02	<0.1	<0.02	0.06	<0.02	<0.02	<0.02	<0.02	<0.02	<0.02	<0.05	<0.05	<0.05	<0.05	<0.05	<0.02	<0.05	<0.02	<0.05	<0.05	<0.02	<0.05
SW023	13 Nov 2017	0902_SW23_131117	Normal	NSW_0902_PFAS	0.02	0.38	0.1	0.48	0.58	<0.02	0.03	<0.02	<0.02	<0.1	<0.02	0.05	<0.02	<0.02	<0.02	<0.02	<0.02	<0.02	<0.05	<0.05	<0.05	<0.05	<0.05	<0.02	<0.05	<0.02	<0.05	<0.05	<0.02	<0.05
SW023	15 Jan 2018	0902_QC112_180115	Field_D	NSW_0902_PFAS	0.03	0.54	0.2	0.74	0.88	0.02	0.02	<0.02	<0.02	<0.1	<0.02	0.07	<0.02	<0.02	<0.02	<0.02	<0.02	<0.02	<0.05	<0.05	<0.05	<0.05	<0.05	<0.02	<0.05	<0.02	<0.05	<0.05	<0.02	<0.05
SW023	15 Jan 2018	0902_SW023_180115	Normal	NSW_0902_PFAS	0.03	0.49	0.19	0.68	0.83	0.03	0.02	<0.02	<0.02	<0.1	<0.02	0.07	<0.02	<0.02	<0.02	<0.02	<0.02	<0.02	<0.05	<0.05	<0.05	<0.05	<0.05	<0.02	<0.05	<0.02	<0.05	<0.05	<0.02	<0.05
SW023	11 Nov 2019	0902_SW023_191111	Normal	NSW_0902_PFASOMP	0.01	0.23	0.06	0.29	0.33	<0.02	<0.02	<0.02	<0.02	<0.1	<0.02	0.03	<0.02	<0.02	<0.02	<0.02	<0.02	<0.02	<0.05	<0.05	<0.05	<0.05	<0.05	<0.02	<0.05	<0.02	<0.05	<0.05	<0.02	<0.05
SW023	15 May 2020	0902_SW023_200515	Normal	NSW_0902_PFASOMP	0.01	0.1	0.06	0.16	0.19	0.02	<0.02	<0.02	<0.02	<0.1	<0.02	<0.02	<0.02	<0.02	<0.02	<0.02	<0.02	<0.02	<0.05	<0.05	<0.05	<0.05	<0.05	<0.02	<0.05	<0.02	<0.05	<0.05	<0.02	<0.05
SW023	13 Nov 2020	0902_SW023_201113	Normal	NSW_0902_PFASOMP	<0.01	0.07	0.03	0.1	0.1	<0.02	<0.02	<0.02	<0.02	<0.1	<0.02	<0.02	<0.02	<0.02	<0.02	<0.02	<0.02	<0.02	<0.05	<0.05	<0.05	<0.05	<0.05	<0.02	<0.05	<0.02	<0.05	<0.05	<0.02	<0.05
SW023	06 May 2021	0902_SW023_210506	Normal	NSW_0902_PFASOMP	0.08	1.66	0.81	**2.47**	3.16	0.11	0.12	0.08	<0.02	<0.1	0.05	0.21	0.04	<0.02	<0.02	<0.02	<0.02	<0.02	<0.05	<0.05	<0.05	<0.05	<0.05	<0.02	<0.05	<0.02	<0.05	<0.05	<0.02	<0.05
SW023	25 Nov 2021	0902_QC108_211125	Field_D	NSW_0902_PFASOMP	0.01	0.29	0.12	0.41	0.48	0.02	<0.02	<0.02	<0.02	<0.1	<0.02	0.04	<0.02	<0.02	<0.02	<0.02	<0.02	<0.02	<0.05	<0.05	<0.05	<0.05	<0.05	<0.02	<0.05	<0.02	<0.05	<0.05	<0.02	<0.05
SW023	25 Nov 2021	0902_SW023_211125	Normal	NSW_0902_PFASOMP	0.01	0.3	0.13	0.43	0.51	0.02	<0.02	<0.02	<0.02	<0.1	<0.02	0.05	<0.02	<0.02	<0.02	<0.02	<0.02	<0.02	<0.05	<0.05	<0.05	<0.05	<0.05	<0.02	<0.05	<0.02	<0.05	<0.05	<0.02	<0.05
SW023	31 May 2022	0902_SW023_220531	Normal	NSW_0902_PFASOMP	0.03	0.46	0.37	0.83	1.06	0.05	0.04	<0.02	<0.02	<0.1	0.03	0.08	<0.02	<0.02	<0.02	<0.02	<0.02	<0.02	<0.05	<0.05	<0.05	<0.05	<0.05	<0.02	<0.05	<0.02	<0.05	<0.05	<0.02	<0.05
SW023	07 Nov 2022	0902_QC204_221107	Interlab_D	NSW_0902_PFASOMP	0.01	0.22	0.16	0.38	0.52	0.03	0.02	<0.01	<0.02	0.05	<0.02	0.03	<0.01	<0.01	<0.02	<0.02	<0.05	<0.1	<0.5	<0.01	<0.01	<0.02	<0.02	<0.1	<0.05	<0.02	<0.05	<0.1	<0.02	<0.5
SW023	07 Nov 2022	0902_SW023_221107	Normal	NSW_0902_PFASOMP	0.02	0.29	0.17	0.46	0.57	0.03	0.02	<0.02	<0.02	<0.1	<0.02	0.04	<0.02	<0.02	<0.02	<0.02	<0.02	<0.02	<0.05	<0.05	<0.05	<0.05	<0.05	<0.02	<0.05	<0.02	<0.05	<0.05	<0.02	<0.05
SW023	10 May 2023	0902_SW023_230510	Normal	NSW_0902_PFASOMP_23	0.01	0.17	0.08	0.25	0.28	<0.02	<0.02	<0.02	<0.02	<0.1	<0.02	0.02	<0.02	<0.02	<0.02	<0.02	<0.02	<0.02	<0.05	<0.05	<0.05	<0.05	<0.05	<0.02	<0.05	<0.02	<0.05	<0.05	<0.02	<0.05
SW023	24 Nov 2023	0902_SW023_231124	Normal	NSW_0902_PFASOMP_23	0.01	0.27	0.14	0.41	0.51	<0.02	<0.02	<0.02	<0.02	<0.1	<0.02	0.04	<0.02	<0.02	<0.02	<0.02	<0.02	<0.02	<0.05	<0.05	0.05	<0.05	<0.05	<0.02	<0.05	<0.02	<0.05	<0.05	<0.02	<0.05
SW024	13 Nov 2017	0902_SW24_131117	Normal	NSW_0902_PFAS	<0.01	0.04	<0.02	0.04	0.04	<0.02	<0.02	<0.02	<0.02	<0.1	<0.02	<0.02	<0.02	<0.02	<0.02	<0.02	<0.02	<0.02	<0.05	<0.05	<0.05	<0.05	<0.05	<0.02	<0.05	<0.02	<0.05	<0.05	<0.02	<0.05
SW024	19 Jan 2018	0902_SW024_190118	Normal	NSW_0902_PFAS	<0.01	<0.01	<0.02	<0.01	<0.01	<0.02	<0.02	<0.02	<0.02	<0.1	<0.02	<0.02	<0.02	<0.02	<0.02	<0.02	<0.02	<0.02	<0.05	<0.05	<0.05	<0.05	<0.05	<0.02	<0.05	<0.02	<0.05	<0.05	<0.02	<0.05
SW024	15 Nov 2019	0902_SW024_191115	Normal	NSW_0902_PFASOMP	<0.01	<0.01	<0.02	<0.01	<0.01	<0.02	<0.02	<0.02	<0.02	<0.1	<0.02	<0.02	<0.02	<0.02	<0.02	<0.02	<0.02	<0.02	<0.05	<0.05	<0.05	<0.05	<0.05	<0.02	<0.05	<0.02	<0.05	<0.05	<0.02	<0.05
SW024	14 May 2020	0902_SW024_200514	Normal	NSW_0902_PFASOMP	<0.01	<0.01	<0.02	<0.01	<0.01	<0.02	<0.02	<0.02	<0.02	<0.1	<0.02	<0.02	<0.02	<0.02	<0.02	<0.02	<0.02	<0.02	<0.05	<0.05	<0.05	<0.05	<0.05	<0.02	<0.05	<0.02	<0.05	<0.05	<0.02	<0.05
SW024	12 Nov 2020	0902_SW024_201112	Normal	NSW_0902_PFASOMP	<0.01	<0.01	<0.02	<0.01	<0.01	<0.02	<0.02	<0.02	<0.02	<0.1	<0.02	<0.02	<0.02	<0.02	<0.02	<0.02	<0.02	<0.02	<0.05	<0.05	<0.05	<0.05	<0.05	<0.02	<0.05	<0.02	<0.05	<0.05	<0.02	<0.05
SW024	05 May 2021	0902_SW024_210505	Normal	NSW_0902_PFASOMP	<0.01	<0.01	<0.02	<0.01	<0.01	<0.02	<0.02	<0.02	<0.02	<0.1	<0.02	<0.02	<0.02	<0.02	<0.02	<0.02	<0.02	<0.02	<0.05	<0.05	<0.05	<0.05	<0.05	<0.02	<0.05	<0.02	<0.05	<0.05	<0.02	<0.05
SW024	26 Nov 2021	0902_SW024_211126	Normal	NSW_0902_PFASOMP	<0.01	0.01	<0.01	0.01	0.01	<0.02	<0.02	<0.02	<0.02	<0.1	<0.02	<0.02	<0.02	<0.02	<0.02	<0.02	<0.02	<0.02	<0.05	<0.05	<0.05	<0.05	<0.05	<0.02	<0.05	<0.02	<0.05	<0.05	<0.02	<0.05
SW024	31 May 2022	0902_QC212_220531	Interlab_D	NSW_0902_PFASOMP	<0.01	<0.01	<0.01	<0.01	<0.01	<0.01	<0.01	<0.01	<0.02	<0.02	<0.02	<0.01	<0.01	<0.01	<0.02	<0.02	<0.05	<0.1	<0.5	<0.01	<0.01	<0.02	<0.02	<0.1	<0.05	<0.02	<0.05	<0.1	<0.02	<0.5
SW024	31 May 2022	0902_SW024_220531	Normal	NSW_0902_PFASOMP	<0.01	<0.01	<0.01	<0.01	<0.01	<0.02	<0.02	<0.02	<0.02	<0.1	<0.02	<0.02	<0.02	<0.02	<0.02	<0.02	<0.02	<0.02	<0.05	<0.05	<0.05	<0.05	<0.05	<0.02	<0.05	<0.02	<0.05	<0.05	<0.02	<0.05
SW024	03 Nov 2022	0902_SW024_221103	Normal	NSW_0902_PFASOMP	<0.01	<0.01	<0.01	<0.01	<0.01	<0.02	<0.02	<0.02	<0.02	<0.1	<0.02	<0.02	<0.02	<0.02	<0.02	<0.02	<0.02	<0.02	<0.05	<0.05	<0.05	<0.05	<0.05	<0.02	<0.05	<0.02	<0.05	<0.05	<0.02	<0.05
SW024	09 May 2023	0902_QC107_230509	Field_D	NSW_0902_PFASOMP_23	<0.01	<0.01	<0.01	<0.01	<0.01	<0.02	<0.02	<0.02	<0.02	<0.1	<0.02	<0.02	<0.02	<0.02	<0.02	<0.02	<0.02	<0.02	<0.05	<0.05	<0.05	<0.05	<0.05	<0.02	<0.05	<0.02	<0.05	<0.05	<0.02	<0.05
SW024	09 May 2023	0902_QC207_230509	Interlab_D	NSW_0902_PFASOMP_23	<0.01	<0.01	<0.01	<0.01	<0.01	<0.01	<0.01	<0.01	<0.02	<0.02	<0.02	<0.01	<0.01	<0.01	<0.02	<0.02	<0.05	<0.1	<0.5	<0.01	<0.01	<0.02	<0.02	<0.1	<0.05	<0.02	<0.05	<0.1	<0.02	<0.5
SW024	09 May 2023	0902_SW024_230509	Normal	NSW_0902_PFASOMP_23	<0.01	<0.01	<0.01	<0.01	<0.01	<0.02	<0.02	<0.02	<0.02	<0.1	<0.02	<0.02	<0.02	<0.02	<0.02	<0.02	<0.02	<0.02	<0.05	<0.05	<0.05	<0.05	<0.05	<0.02	<0.05	<0.02	<0.05	<0.05	<0.02	<0.05
SW024	27 Nov 2023	0902_SW024_231127	Normal	NSW_0902_PFASOMP_23	<0.01	<0.01	<0.01	<0.01	<0.01	<0.02	<0.02	<0.02	<0.02	<0.1	<0.02	<0.02	<0.02	<0.02	<0.02	<0.02	<0.02	<0.02	<0.05	<0.05	<0.05	<0.05	<0.05	<0.02	<0.05	<0.02	<0.05	<0.05	<0.02	<0.05
SW030	17 Nov 2013	0902_QC280_131117	Interlab_D	NSW_0902_PFAS	<0.01	<0.01	<0.01	<0.01	-	<0.01	<0.01	<0.01	<0.02	<0.02	<0.02	<0.01	<0.01	<0.01	<0.02	<0.02	<0.05	<0.1	<0.5	<0.01	<0.01	<0.01	<0.01	<0.1	<0.05	<0.02	<0.05	<0.1	<0.02	<0.5
SW030	13 Nov 2017	0902_SW30_131117	Normal	NSW_0902_PFAS	<0.01	0.02	<0.02	0.02	0.02	<0.02	<0.02	<0.02	<0.02	<0.1	<0.02	<0.02	<0.02	<0.02	<0.02	<0.02	<0.02	<0.02	<0.05	<0.05	<0.05	<0.05	<0.05	<0.02	<0.05	<0.02	<0.05	<0.05	<0.02	<0.05
SW030	18 Jan 2018	0902_SW030_180118	Normal	NSW_0902_PFAS	<0.01	0.01	<0.02	0.01	0.01	<0.02	<0.02	<0.02	<0.02	<0.1	<0.02	<0.02	<0.02	<0.02	<0.02	<0.02	<0.02	<0.02	<0.05	<0.05	<0.05	<0.05	<0.05	<0.02	<0.05	<0.02	<0.05	<0.05	<0.02	<0.05
SW030	27 Feb 2018	0902_SW030_270218	Normal	NSW_0902_PFAS	<0.01	0.03	<0.02	0.03	0.03	<0.02	<0.02	<0.02	<0.02	<0.1	<0.02	<0.02	<0.02	<0.02	<0.02	<0.02	<0.02	<0.02	<0.05	<0.05	<0.05	<0.05	<0.05	<0.02	<0.05	<0.02	<0.05	<0.05	<0.02	<0.05
SW030	15 Nov 2019	0902_SW030_191115	Normal	NSW_0902_PFASOMP	<0.01	0.01	<0.02	0.01	0.01	<0.02	<0.02	<0.02	<0.02	<0.1	<0.02	<0.02	<0.02	<0.02	<0.02	<0.02	<0.02	<0.02	<0.05	<0.05	<0.05	<0.05	<0.05	<0.02	<0.05	<0.02	<0.05	<0.05	<0.02	<0.05
SW030	15 May 2020	0902_SW030_200515	Normal	NSW_0902_PFASOMP	<0.01	<0.01	<0.02	<0.01	<0.01	<0.02	<0.02	<0.02	<0.02	<0.1	<0.02	<0.02	<0.02	<0.02	<0.02	<0.02	<0.02	<0.02	<0.05	<0.05	<0.05	<0.05	<0.05	<0.02	<0.05	<0.02	<0.05	<0.05	<0.02	<0.05
SW030	13 Nov 2020	0902_SW030_201113	Normal	NSW_0902_PFASOMP	<0.01	<0.01	<0.02	<0.01	<0.01	<0.02	<0.02	<0.02	<0.02	<0.1	<0.02	<0.02	<0.02	<0.02	<0.02	<0.02	<0.02	<0.02	<0.05	<0.05	<0.05	<0.05	<0.05	<0.02	<0.05	<0.02	<0.05	<0.05	<0.02	<0.05
SW030	07 May 2021	0902_SW030_210507	Normal	NSW_0902_PFASOMP	<0.01	0.04	0.02	0.06	0.06	<0.02	<0.02	<0.02	<0.02	<0.1	<0.02	<0.02	<0.02	<0.02	<0.02	<0.02	<0.02	<0.02	<0.05	<0.05	<0.05	<0.05	<0.05	<0.02	<0.05	<0.02	<0.05	<0.05	<0.02	<0.05

Table T9 - Historical Surface Water Analytical Results

					PFAS					PFAS - Perfluoroalkyl Sulfonic Acids				PFAS - Perfluoroalkyl Carboxylic Acids										PFAS - (n:2) Fluorotelomer Sulfonic Acids				PFAS - Perfluoroalkyl Sulfonamides						
					Perfluorooctanoic acid (PFOA)	Perfluorooctane sulfonic acid (PFOS)	Perfluorohexane sulfonic acid (PFHxS)	Sum of PFHxS and PFOS	Sum of PFAS	Perfluorobutane sulfonic acid (PFBS)	Perfluoropentane sulfonic acid (PFPeS)	Perfluoroheptane sulfonic acid (PFHpS)	Perfluorodecane sulfonic acid (PFDS)	Perfluorobutanoic acid (PFBA)	Perfluoropentanoic acid (PFPeA)	Perfluorohexanoic acid (PFHxA)	Perfluoroheptanoic acid (PFHpA)	Perfluorononanoic acid (PFNA)	Perfluorodecanoic acid (PFDA)	Perfluoroundecanoic acid (PFUnDA)	Perfluorododecanoic acid (PFDoDA)	Perfluorotridecanoic acid (PFTrDA)	Perfluorotetradecanoic acid (PFTeDA)	4:2 Fluorotelomer sulfonic acid (4:2 FTS)	6:2 Fluorotelomer sulfonic acid (6:2 FTS)	8:2 Fluorotelomer sulfonic acid (8:2 FTS)	10:2 Fluorotelomer sulfonic acid (10:2 FTS)	Perfluorooctane sulfonamide (FOSA)	N-Methyl perfluorooctane sulfonamide (MeFOSA)	N-Methyl perfluorooctane sulfonamidoacetic acid (MeFOSAA)	N-methyl perfluorooctane sulfonamidoethanol (MeFOSE)	N-Ethyl perfluorooctane sulfonamide (EtFOSA)	N-Ethyl perfluorooctane sulfonamidoacetic acid (EtFOSAA)	N-Ethyl perfluorooctane sulfonamidoethanol (EtFOSE)
					µg/L	µg/L	µg/L	µg/L	µg/L	µg/L	µg/L	µg/L	µg/L	µg/L	µg/L	µg/L	µg/L	µg/L	µg/L	µg/L	µg/L	µg/L	µg/L	µg/L	µg/L	µg/L	µg/L	µg/L	µg/L	µg/L	µg/L	µg/L	µg/L	µg/L
SW030	29 Nov 2021	0902_SW030_211129	Normal	NSW_0902_PFASOMP	<0.01	<0.01	<0.01	<0.01	<0.01	<0.02	<0.02	<0.02	<0.02	<0.1	<0.02	<0.02	<0.02	<0.02	<0.02	<0.02	<0.02	<0.02	<0.05	<0.05	<0.05	<0.05	<0.05	<0.02	<0.05	<0.02	<0.05	<0.05	<0.02	<0.05
SW030	31 May 2022	0902_QC112_220531	Field_D	NSW_0902_PFASOMP	<0.01	<0.01	<0.01	<0.01	<0.01	<0.02	<0.02	<0.02	<0.02	<0.1	<0.02	<0.02	<0.02	<0.02	<0.02	<0.02	<0.02	<0.02	<0.05	<0.05	<0.05	<0.05	<0.05	<0.02	<0.05	<0.02	<0.05	<0.05	<0.02	<0.05
SW030	31 May 2022	0902_SW030_220531	Normal	NSW_0902_PFASOMP	<0.01	<0.01	<0.01	<0.01	<0.01	<0.02	<0.02	<0.02	<0.02	<0.1	<0.02	<0.02	<0.02	<0.02	<0.02	<0.02	<0.02	<0.02	<0.05	<0.05	<0.05	<0.05	<0.05	<0.02	<0.05	<0.02	<0.05	<0.05	<0.02	<0.05
SW030	07 Nov 2022	0902_SW030_221107	Normal	NSW_0902_PFASOMP	<0.01	<0.01	<0.01	<0.01	<0.01	<0.02	<0.02	<0.02	<0.02	<0.1	<0.02	<0.02	<0.02	<0.02	<0.02	<0.02	<0.02	<0.02	<0.05	<0.05	<0.05	<0.05	<0.05	<0.02	<0.05	<0.02	<0.05	<0.05	<0.02	<0.05
SW030	10 May 2023	0902_SW030_230510	Normal	NSW_0902_PFASOMP_23	<0.01	<0.01	<0.01	<0.01	<0.01	<0.02	<0.02	<0.02	<0.02	<0.1	<0.02	<0.02	<0.02	<0.02	<0.02	<0.02	<0.02	<0.02	<0.05	<0.05	<0.05	<0.05	<0.05	<0.02	<0.05	<0.02	<0.05	<0.05	<0.02	<0.05
SW030	27 Nov 2023	0902_SW030_231127	Normal	NSW_0902_PFASOMP_23	<0.01	<0.01	<0.01	<0.01	<0.01	<0.02	<0.02	<0.02	<0.02	<0.1	<0.02	<0.02	<0.02	<0.02	<0.02	<0.02	<0.02	<0.02	<0.05	<0.05	<0.05	<0.05	<0.05	<0.02	<0.05	<0.02	<0.05	<0.05	<0.02	<0.05
SW035	16 Nov 2017	0902_SW035_161117	Normal	NSW_0902_PFAS	<0.01	*0.01*	<0.02	0.01	0.01	<0.02	<0.02	<0.02	<0.02	<0.1	<0.02	<0.02	<0.02	<0.02	<0.02	<0.02	<0.02	<0.02	<0.05	<0.05	<0.05	<0.05	<0.05	<0.02	<0.05	<0.02	<0.05	<0.05	<0.02	<0.05
SW035	15 Jan 2018	0902_SW035_180115	Normal	NSW_0902_PFAS	<0.01	*0.02*	<0.02	0.02	0.02	<0.02	<0.02	<0.02	<0.02	<0.1	<0.02	<0.02	<0.02	<0.02	<0.02	<0.02	<0.02	<0.02	<0.05	<0.05	<0.05	<0.05	<0.05	<0.02	<0.05	<0.02	<0.05	<0.05	<0.02	<0.05
SW035	15 Nov 2019	0902_SW035_191115	Normal	NSW_0902_PFASOMP	<0.01	*0.02*	<0.02	0.02	0.02	<0.02	<0.02	<0.02	<0.02	<0.1	<0.02	<0.02	<0.02	<0.02	<0.02	<0.02	<0.02	<0.02	<0.05	<0.05	<0.05	<0.05	<0.05	<0.02	<0.05	<0.02	<0.05	<0.05	<0.02	<0.05
SW035	14 May 2020	0902_SW035_200514	Normal	NSW_0902_PFASOMP	<0.01	*0.01*	<0.02	0.01	0.01	<0.02	<0.02	<0.02	<0.02	<0.1	<0.02	<0.02	<0.02	<0.02	<0.02	<0.02	<0.02	<0.02	<0.05	<0.05	<0.05	<0.05	<0.05	<0.02	<0.05	<0.02	<0.05	<0.05	<0.02	<0.05
SW035	13 Nov 2020	0902_SW035_201113	Normal	NSW_0902_PFASOMP	<0.01	*0.01*	<0.02	0.01	0.01	<0.02	<0.02	<0.02	<0.02	<0.1	<0.02	<0.02	<0.02	<0.02	<0.02	<0.02	<0.02	<0.02	<0.05	<0.05	<0.05	<0.05	<0.05	<0.02	<0.05	<0.02	<0.05	<0.05	<0.02	<0.05
SW035	06 May 2021	0902_SW035_210506	Normal	NSW_0902_PFASOMP	<0.01	*0.05*	<0.02	0.05	0.07	<0.02	<0.02	<0.02	<0.02	<0.1	0.02	<0.02	<0.02	<0.02	<0.02	<0.02	<0.02	<0.02	<0.05	<0.05	<0.05	<0.05	<0.05	<0.02	<0.05	<0.02	<0.05	<0.05	<0.02	<0.05
SW035	25 Nov 2021	0902_SW035_211125	Normal	NSW_0902_PFASOMP	<0.01	*0.03*	0.02	0.05	0.05	<0.02	<0.02	<0.02	<0.02	<0.1	<0.02	<0.02	<0.02	<0.02	<0.02	<0.02	<0.02	<0.02	<0.05	<0.05	<0.05	<0.05	<0.05	<0.02	<0.05	<0.02	<0.05	<0.05	<0.02	<0.05
SW035	30 May 2022	0902_SW035_220530	Normal	NSW_0902_PFASOMP	<0.01	*0.03*	0.05	0.08	0.08	<0.02	<0.02	<0.02	<0.02	<0.1	<0.02	<0.02	<0.02	<0.02	<0.02	<0.02	<0.02	<0.02	<0.05	<0.05	<0.05	<0.05	<0.05	<0.02	<0.05	<0.02	<0.05	<0.05	<0.02	<0.05
SW035	03 Nov 2022	0902_SW035_221103	Normal	NSW_0902_PFASOMP	<0.01	*0.04*	0.05	0.09	0.09	<0.02	<0.02	<0.02	<0.02	<0.1	<0.02	<0.02	<0.02	<0.02	<0.02	<0.02	<0.02	<0.02	<0.05	<0.05	<0.05	<0.05	<0.05	<0.02	<0.05	<0.02	<0.05	<0.05	<0.02	<0.05
SW035	09 May 2023	0902_SW035_230509	Normal	NSW_0902_PFASOMP_23	<0.01	*0.04*	0.04	0.08	0.08	<0.02	<0.02	<0.02	<0.02	<0.1	<0.02	<0.02	<0.02	<0.02	<0.02	<0.02	<0.02	<0.02	<0.05	<0.05	<0.05	<0.05	<0.05	<0.02	<0.05	<0.02	<0.05	<0.05	<0.02	<0.05
SW035	27 Nov 2023	0902_SW035_231127	Normal	NSW_0902_PFASOMP_23	<0.01	*0.03*	0.03	0.06	0.06	<0.02	<0.02	<0.02	<0.02	<0.1	<0.02	<0.02	<0.02	<0.02	<0.02	<0.02	<0.02	<0.02	<0.05	<0.05	<0.05	<0.05	<0.05	<0.02	<0.05	<0.02	<0.05	<0.05	<0.02	<0.05
SW037	27 Nov 2017	0902_SW037_271117	Normal	NSW_0902_PFAS	0.01	*0.12*	0.06	0.18	0.24	<0.02	<0.02	<0.02	<0.02	<0.1	<0.02	0.05	<0.02	<0.02	<0.02	<0.02	<0.02	<0.02	<0.05	<0.05	<0.05	<0.05	<0.05	<0.02	<0.05	<0.02	<0.05	<0.05	<0.02	<0.05
SW037	15 Jan 2018	0902_SW037_180115	Normal	NSW_0902_PFAS	0.03	*0.76*	0.07	0.83	0.94	<0.02	<0.02	<0.02	<0.02	<0.1	0.02	0.06	<0.02	<0.02	<0.02	<0.02	<0.02	<0.02	<0.05	<0.05	<0.05	<0.05	<0.05	<0.02	<0.05	<0.02	<0.05	<0.05	<0.02	<0.05
SW037	27 Feb 2018	0902_SW037_270218	Normal	NSW_0902_PFAS	0.02	*0.32*	0.04	0.36	0.43	0.02	<0.02	<0.02	<0.02	<0.1	<0.02	0.03	<0.02	<0.02	<0.02	<0.02	<0.02	<0.02	<0.05	<0.05	<0.05	<0.05	<0.05	<0.02	<0.05	<0.02	<0.05	<0.05	<0.02	<0.05
SW037	11 Nov 2019	0902_SW037_191111	Normal	NSW_0902_PFASOMP	0.01	*0.19*	0.04	0.23	0.27	<0.02	<0.02	<0.02	<0.02	<0.1	<0.02	0.03	<0.02	<0.02	<0.02	<0.02	<0.02	<0.02	<0.05	<0.05	<0.05	<0.05	<0.05	<0.02	<0.05	<0.02	<0.05	<0.05	<0.02	<0.05
SW037	14 May 2020	0902_SW037_200514	Normal	NSW_0902_PFASOMP	0.02	*0.31*	0.16	0.47	0.67	0.03	0.02	<0.02	<0.02	<0.1	0.04	0.09	<0.02	<0.02	<0.02	<0.02	<0.02	<0.02	<0.05	<0.05	<0.05	<0.05	<0.05	<0.02	<0.05	<0.02	<0.05	<0.05	<0.02	<0.05
SW037	13 Nov 2020	0902_SW037_201113	Normal	NSW_0902_PFASOMP	0.01	*0.15*	0.07	0.22	0.38	0.1	<0.02	<0.02	<0.02	<0.1	<0.02	0.05	<0.02	<0.02	<0.02	<0.02	<0.02	<0.02	<0.05	<0.05	<0.05	<0.05	<0.05	<0.02	<0.05	<0.02	<0.05	<0.05	<0.02	<0.05
SW037	05 May 2021	0902_SW037_210505	Normal	NSW_0902_PFASOMP	<0.01	*0.19*	0.07	0.26	0.28	<0.02	<0.02	<0.02	<0.02	<0.1	<0.02	0.02	<0.02	<0.02	<0.02	<0.02	<0.02	<0.02	<0.05	<0.05	<0.05	<0.05	<0.05	<0.02	<0.05	<0.02	<0.05	<0.05	<0.02	<0.05
SW037	29 Nov 2021	0902_SW037_211129	Normal	NSW_0902_PFASOMP	0.01	*0.42*	0.13	0.55	0.67	0.04	<0.02	<0.02	<0.02	<0.1	0.02	0.05	<0.02	<0.02	<0.02	<0.02	<0.02	<0.02	<0.05	<0.05	<0.05	<0.05	<0.05	<0.02	<0.05	<0.02	<0.05	<0.05	<0.02	<0.05
SW037	27 May 2022	0902_SW037_220527	Normal	NSW_0902_PFASOMP	0.02	*0.56*	0.27	0.83	1.02	0.03	0.02	<0.02	<0.02	<0.1	0.03	0.09	<0.02	<0.02	<0.02	<0.02	<0.02	<0.02	<0.05	<0.05	<0.05	<0.05	<0.05	<0.02	<0.05	<0.02	<0.05	<0.05	<0.02	<0.05
SW037	08 Nov 2022	0902_SW037_221108	Normal	NSW_0902_PFASOMP	<0.01	*0.18*	0.08	0.26	0.28	<0.02	<0.02	<0.02	<0.02	<0.1	<0.02	0.02	<0.02	<0.02	<0.02	<0.02	<0.02	<0.02	<0.05	<0.05	<0.05	<0.05	<0.05	<0.02	<0.05	<0.02	<0.05	<0.05	<0.02	<0.05
SW037	08 May 2023	0902_SW037_230508	Normal	NSW_0902_PFASOMP_23	0.03	*0.74*	0.17	0.91	1.01	<0.02	0.02	<0.02	<0.02	<0.1	<0.02	0.05	<0.02	<0.02	<0.02	<0.02	<0.02	<0.02	<0.05	<0.05	<0.05	<0.05	<0.05	<0.02	<0.05	<0.02	<0.05	<0.05	<0.02	<0.05
SW037	20 Nov 2023	0902_SW037_231120	Normal	NSW_0902_PFASOMP_23	0.06	*0.61*	0.39	1	1.45	0.05	0.04	<0.02	<0.02	<0.1	0.05	0.22	0.03	<0.02	<0.02	<0.02	<0.02	<0.02	<0.05	<0.05	<0.05	<0.05	<0.05	<0.02	<0.05	<0.02	<0.05	<0.05	<0.02	<0.05

Notes

LOR	Limit of Reporting
Normal	Primary sample
Field_D	Intra-laboratory duplicate sample
Interlab_D	Inter-laboratory duplicate sample

Table T10 - Historical Sediment Analytical Results

					PFAS					PFAS - Perfluoroalkyl Sulfonic Acids				PFAS - Perfluoroalkyl Carboxylic Acids										PFAS - (n:2) Fluorotelomer Sulfonic Acids			
					Perfluorooctanoic acid (PFOA)	Perfluorooctane sulfonic acid (PFOS)	Perfluorohexane sulfonic acid (PFHxS)	Sum of PFHxS and PFOS	Sum of PFAS	Perfluorobutane sulfonic acid (PFBS)	Perfluoropentane sulfonic acid (PFPeS)	Perfluoroheptane sulfonic acid (PFHpS)	Perfluorodecane sulfonic acid (PFDS)	Perfluorobutanoic acid (PFBA)	Perfluoropentanoic acid (PFPeA)	Perfluorohexanoic acid (PFHxA)	Perfluoroheptanoic acid (PFHpA)	Perfluorononanoic acid (PFNA)	Perfluorodecanoic acid (PFDA)	Perfluoroundecanoic acid (PFUnDA)	Perfluorododecanoic acid (PFDoDA)	Perfluorotridecanoic acid (PFTrDA)	Perfluorotetradecanoic acid (PFTeDA)	4:2 Fluorotelomer sulfonic acid (4:2 FTS)	6:2 Fluorotelomer sulfonic acid (6:2 FTS)	8:2 Fluorotelomer sulfonic acid (8:2 FTS)	10:2 Fluorotelomer sulfonic acid (10:2 FTS)
					mg/kg	mg/kg	mg/kg	mg/kg	mg/kg	mg/kg	mg/kg	mg/kg	mg/kg	mg/kg	mg/kg	mg/kg	mg/kg	mg/kg	mg/kg	mg/kg	mg/kg	mg/kg	mg/kg	mg/kg	mg/kg	mg/kg	mg/kg
LOR					0.0001	0.0001	0.0001	0.0001	0.0001	0.0001	0.0001	0.0001	0.0002	0.0002	0.0002	0.0001	0.0001	0.0001	0.0002	0.0002	0.0002	0.0002	0.0005	0.0001	0.0001	0.0001	0.0001
Location Code	**Date**	**Field ID**	**Sample Type**	**Project ID**																							
SD001	03 Jul 2017	0902_QC108_030717	Field_D	NSW_0902_PFAS	0.634	38.9	0.671	39.6	151	<0.0100	0.0135	0.183	0.318	<0.010	0.0135	0.508	0.105	3.25	22.9	8.38	4.46	0.631	0.249	<0.0100	11	57.7	0.497
SD001	03 Jul 2017	0902_SD001_030717	Normal	NSW_0902_PFAS	0.0348	2.05	0.0175	2.07	10	0.0003	0.0005	0.0052	0.0329	0.002	0.0032	0.0139	0.0071	0.228	1.12	1.03	0.15	0.0121	0.0031	<0.0005	0.508	4.73	0.039
SD001	27 Feb 2018	0902_SD001_270218	Normal	NSW_0902_PFAS	0.252	5.01	0.0253	5.04	18.6	0.0006	0.0006	0.0221	0.0411	0.002	0.0056	0.0319	0.0413	1.16	2.76	2.06	0.825	0.105	0.0293	<0.0005	0.532	5.66	0.0065
SD001	04 Nov 2019	0902_QC101_191104	Field_D	NSW_0902_PFASOMP	0.0435	7.84	0.0124	7.85	42.2	<0.0050	<0.0050	0.0171	0.106	<0.005	<0.0050	0.0171	0.0109	0.464	8.87	8.01	2.59	0.177	0.0373	<0.0050	0.0995	13.5	0.284
SD001	04 Nov 2019	0902_SD001_191104	Normal	NSW_0902_PFASOMP	0.0565	14.6	0.016	14.6	66.4	0.0051	<0.0050	0.0244	0.153	<0.005	0.0067	0.0219	0.0152	0.729	13.9	12.6	3.42	0.25	0.0506	<0.0050	0.124	19.9	0.351
SD001	15 May 2020	0902_SD001_200515	Normal	NSW_0902_PFASOMP	0.0938	6.56	0.0255	6.58	30.9	0.0015	0.0017	0.0175	0.25	0.002	0.0097	0.0289	0.0297	0.607	5.32	5.83	3.93	0.592	0.424	<0.0005	0.119	6.83	0.101
SD001	13 Nov 2020	0902_QC107_201113	Field_D	NSW_0902_PFASOMP	0.031	2.7	0.0081	2.71	10.1	0.0005	0.0005	0.0074	0.0393	0.002	0.0031	0.0071	0.0085	0.363	1.46	1.34	0.876	0.14	0.0659	<0.0005	0.0358	2.97	0.0354
SD001	13 Nov 2020	0902_SD001_201113	Normal	NSW_0902_PFASOMP	0.0622	5.84	0.0149	5.85	21.5	0.0008	0.0008	0.0153	0.0903	0.003	0.0056	0.0133	0.0136	0.732	3.14	2.72	1.9	0.292	0.167	<0.0005	0.0683	6.32	0.0541
SD001	07 May 2021	0902_QC107_210507	Field_D	NSW_0902_PFASOMP	0.0493	2.78	0.0498	2.83	23.4	0.0031	0.0031	0.0422	0.318	<0.005	0.0067	0.0146	0.0146	0.494	3.81	5.53	3.95	0.417	0.117	<0.0010	0.0458	5.22	0.323
SD001	07 May 2021	0902_SD001_210507	Normal	NSW_0902_PFASOMP	0.0124	1.98	0.0135	1.99	7.45	0.0012	0.0006	0.0086	0.0576	<0.002	0.0035	0.0068	0.0051	0.112	1.1	1.22	0.77	0.159	0.0488	<0.0005	0.0158	1.81	0.0914
SD001	26 Nov 2021	0902_QC209_211126	Interlab_D	NSW_0902_PFASOMP	0.11	11	0.093	11	52	0.0052	0.0068	0.028	0.28	0.0042	0.011	0.029	0.037	0.66	5.6	8.8	11	2.5	1.2	<0.0001	0.12	8.5	1.1
SD001	26 Nov 2021	0902_SD001_211126	Normal	NSW_0902_PFASOMP	0.104	14.3	0.0885	14.4	51.1	0.0054	0.0075	0.0282	0.322	<0.001	0.0105	0.0366	0.0339	0.708	6.81	10.7	8.99	1.52	1.01	<0.0005	0.132	5.35	0.718
SD001	24 May 2022	0902_QC101_220524	Field_D	NSW_0902_PFASOMP	0.0634	6.59	0.098	6.69	19.3	0.0076	0.009	0.0236	0.349	0.004	0.0105	0.0263	0.022	0.127	0.891	3.5	4.41	0.622	0.389	<0.0005	0.0539	1.83	0.0688
SD001	24 May 2022	0902_SD001_220524	Normal	NSW_0902_PFASOMP	0.0315	4.24	0.061	4.3	13.9	0.0037	0.005	0.0096	0.218	0.002	0.0061	0.012	0.0098	0.0817	0.49	2.94	3.72	0.477	0.207	<0.0005	0.022	1.03	0.244
SD001	07 Nov 2022	0902_QC106_221107	Field_D	NSW_0902_PFASOMP	0.101	8.53	0.204	8.73	29.7	0.0053	0.0109	0.0347	0.32	<0.005	0.0055	0.0224	0.0275	0.386	2.27	5.58	5.46	1.13	1.03	<0.0010	0.0926	3.82	0.511
SD001	07 Nov 2022	0902_QC206_221107	Interlab_D	NSW_0902_PFASOMP	0.051	6.5	0.069	6.6	26	0.0038	0.0053	0.019	0.32	0.002	0.0051	0.014	0.014	0.33	2.6	4.6	5.1	1.2	0.98	<0.0005	0.046	3.6	0.35
SD001	07 Nov 2022	0902_SD001_221107	Normal	NSW_0902_PFASOMP	0.0926	8.2	0.218	8.42	28.9	0.0051	0.0112	0.0367	0.318	<0.005	0.0054	0.0222	0.0291	0.423	2.21	5.53	5.36	1.23	1.02	<0.0010	0.0925	3.52	0.493
SD001	08 May 2023	0902_QC101_230508	Field_D	NSW_0902_PFASOMP_23	0.103	13.9	0.0995	14	42.3	0.0043	0.0068	0.0517	0.477	<0.012	0.0122	0.0257	0.0324	0.597	3.85	8.25	6.9	1.5	0.679	<0.0025	0.114	4.99	0.562
SD001	08 May 2023	0902_QC201_230508	Interlab_D	NSW_0902_PFASOMP_23	0.017	1.7	0.017	1.8	5.6	0.0011	0.0013	0.0057	0.071	0.002	0.0036	0.0058	0.0054	0.063	0.46	0.85	1.1	0.25	0.19	<0.0001	0.027	0.71	0.056
SD001	08 May 2023	0902_SD001_230508	Normal	NSW_0902_PFASOMP_23	0.0037	0.599	0.0032	0.602	1.47	0.0004	0.0003	0.0025	0.0214	<0.001	0.0016	0.002	0.0015	0.023	0.137	0.199	0.193	0.0419	0.0285	<0.0005	0.0039	0.174	0.0254
SD001	20 Nov 2023	0902_SD001_231120	Normal	NSW_0902_PFASOMP_23	0.0901	5.45	0.0637	5.51	18.9	0.0026	0.0036	0.0205	0.165	<0.002	0.0065	0.0165	0.0221	0.396	1.4	3.61	3.75	0.889	0.431	<0.0005	0.0716	2.11	0.291
SD002	04 Jul 2017	0902_SD002_040717	Normal	NSW_0902_PFAS	0.0298	1.68	0.237	1.92	2.21	0.0023	0.0032	0.0157	0.0177	0.002	0.0059	0.0097	0.0076	0.0133	0.0026	0.006	0.0114	0.0017	0.0032	<0.0005	0.0742	0.0424	0.0023
SD002	15 Jan 2018	0902_SD002_180115	Normal	NSW_0902_PFAS	0.0039	0.461	0.016	0.477	0.573	0.0014	0.0018	0.0034	0.0051	<0.001	0.0016	0.003	0.0019	0.005	0.0063	0.0059	0.0057	0.0018	0.0037	<0.0005	0.0179	0.0112	0.0008
SD002	04 Nov 2019	0902_SD002_191104	Normal	NSW_0902_PFASOMP	0.0069	0.404	0.0394	0.443	0.604	0.0028	0.0029	0.0036	0.0179	0.003	0.0088	0.0062	0.0028	0.0072	0.015	0.0134	0.0143	0.0054	0.0049	<0.0005	0.0031	0.0051	0.0108
SD002	14 May 2020	0902_SD002_200514	Normal	NSW_0902_PFASOMP	0.0059	0.311	0.0446	0.356	0.469	0.0047	0.0045	0.0047	0.0034	0.004	0.0054	0.0106	0.0026	0.0054	0.0117	0.0115	0.0126	0.0024	<0.0025	<0.0010	<0.0010	0.0048	0.002
SD002	13 Nov 2020	0902_QC207_201113	Interlab_D	NSW_0902_PFASOMP	0.0045	0.51	0.035	0.545	-	0.0027	0.0026	0.0037	0.0048	<0.002	0.0041	0.0058	0.0021	0.0045	0.022	0.016	0.017	0.0043	0.004	<0.001	0.0016	0.0042	<0.002
SD002	13 Nov 2020	0902_SD002_201113	Normal	NSW_0902_PFASOMP	0.0046	0.345	0.0286	0.374	0.462	0.0031	0.0024	0.0036	0.0031	<0.001	0.0022	0.008	<0.0002	0.0042	0.0189	0.0105	0.0075	0.002	<0.0005	<0.0005	0.0018	0.003	<0.0005
SD002	05 May 2021	0902_SD002_210505	Normal	NSW_0902_PFASOMP	0.0107	0.599	0.0599	0.659	0.853	0.0036	0.0051	0.0083	0.0122	<0.005	0.0059	0.0074	0.0033	0.0107	0.0198	0.0282	0.0344	0.0092	0.0056	<0.0010	0.0021	0.0048	0.0043
SD002	29 Nov 2021	0902_SD002_211129	Normal	NSW_0902_PFASOMP	0.0028	0.593	0.0379	0.631	0.743	0.0028	0.0028	0.006	0.0121	<0.001	0.0016	0.0052	0.0009	0.0034	0.0117	0.0116	0.0147	0.0048	0.0045	<0.0005	0.0007	0.0026	0.0006
SD002	27 May 2022	0902_QC207_220527	Interlab_D	NSW_0902_PFASOMP	0.01	1.4	0.11	1.5	1.8	0.011	0.013	0.025	0.019	0.0028	0.0046	0.018	0.0036	0.0024	0.0053	0.012	0.031	0.014	0.009	<0.0001	0.0013	0.0058	0.0044
SD002	27 May 2022	0902_SD002_220527	Normal	NSW_0902_PFASOMP	0.0115	1.49	0.157	1.65	1.87	0.0124	0.0153	0.0261	0.0138	0.003	0.0054	0.0214	0.0044	0.0027	0.0067	0.0152	0.0263	0.0084	0.0072	<0.0005	0.0011	0.0098	0.0022
SD002	08 Nov 2022	0902_SD002_221108	Normal	NSW_0902_PFASOMP	0.0053	1.09	0.0864	1.18	1.3	0.0048	0.0055	0.0151	0.0136	<0.005	0.0022	0.0072	0.0016	0.0014	0.003	0.005	0.014	0.0058	0.0059	<0.0010	<0.0010	0.0019	<0.0010
SD002	08 May 2023	0902_SD002_230508	Normal	NSW_0902_PFASOMP_23	0.0006	0.186	0.0046	0.191	0.242	0.0005	0.0005	0.0018	0.0059	<0.001	0.0004	0.0006	<0.0002	0.0004	0.0015	0.0022	0.0055	0.0022	0.0019	<0.0005	<0.0005	0.0018	0.0011
SD002	20 Nov 2023	0902_SD002_231120	Normal	NSW_0902_PFASOMP_23	0.0054	0.184	0.0483	0.232	0.323	0.0032	0.0029	0.0029	0.0034	0.004	0.0085	0.0092	0.0035	0.0038	0.0074	0.0102	0.0127	0.002	0.003	<0.0005	<0.0005	0.0008	<0.0005
SD003	04 Jul 2017	0902_SD003_040717	Normal	NSW_0902_PFAS	0.0082	0.936	0.0947	1.03	1.16	0.0022	0.0027	0.0054	0.0212	0.001	0.0029	0.0077	0.0031	0.0073	0.0148	0.011	0.0039	0.0011	0.0006	<0.0005	0.0084	0.0125	0.0005
SD003	15 Jan 2018	0902_QC211_180115	Interlab_D	NSW_0902_PFAS	0.022	3.7	0.086	3.786	-	0.0052	0.0063	0.039	0.083	0.0036	0.01	0.018	0.0095	0.03	0.042	0.032	0.058	0.013	<0.05	<0.001	0.055	0.052	0.01
SD003	15 Jan 2018	0902_SD003_180115	Normal	NSW_0902_PFAS	0.026	1.98	0.0968	2.08	3.3	0.006	0.0058	0.0187	0.0214	<0.001	0.0192	0.0192	0.012	0.0299	0.0388	0.0193	0.0245	0.0099	0.0349	<0.0005	0.779	0.0778	0.0067
SD003	27 Feb 2018	0902_QC121_270218	Field_D	NSW_0902_PFAS	0.0071	0.297	0.0215	0.318	0.391	0.0019	0.0016	0.003	0.0081	<0.001	0.0026	0.0058	0.0028	0.0048	0.0088	0.005	0.0058	0.0006	<0.0005	<0.0005	0.0037	0.0045	<0.0005
SD003	27 Feb 2018	0902_SD003_270218	Normal	NSW_0902_PFAS	0.0069	0.289	0.02	0.309	0.376	0.0016	0.0014	0.0023	0.0068	<0.001	0.0027	0.0055	0.0028	0.006	0.0087	0.0047	0.005	0.0004	<0.0005	<0.0005	0.0043	0.0027	<0.0005
SD003	11 Nov 2019	0902_SD003_191111	Normal	NSW_0902_PFASOMP	0.0114	2.66	0.149	2.81	3.12	0.0132	0.0136	0.0158	0.0359	0.003	0.0047	0.0245	0.0032	0.0217	0.0411	0.0136	0.0209	0.0043	0.0039	<0.0005	0.0066	0.037	0.0063
SD003	14 May 2020	0902_SD003_200514	Normal	NSW_0902_PFASOMP	0.0113	1.46	0.0683	1.53	2.03	0.0061	0.0057	0.0117	0.055	0.009	0.0032	0.0133	0.0036	0.0113	0.0441	0.0514	0.0784	0.0194	0.0113	<0.0025	0.0194	0.0639	0.015
SD003	13 Nov 2020	0902_SD003_201113	Normal	NSW_0902_PFASOMP	0.0047	0.497	0.035	0.532	0.629	0.0022	0.0025	0.0044	0.0138	0.001	0.002	0.0055	0.0018	0.0038	0.0121	0.0115	0.0084	0.0021	0.0005	<0.0005	0.0008	0.0019	<0.0005
SD003	05 May 2021	0902_SD003_210505	Normal	NSW_0902_PFASOMP	0.0105	0.63	0.0771	0.707	0.888	0.0041	0.0066	0.0092	0.0288	0.003	0.0077	0.0109	0.0039	0.0096	0.0198	0.0211	0.023	0.0049	0.0025	<0.0005	0.001	0.001	<0.0005
SD003	29 Nov 2021	0902_QC210_211129	Interlab_D	NSW_0902_PFASOMP	0.0054	1.1	0.07	1.1	1.4	0.0038	0.0046	0.011	0.015	0.002	0.0031	0.0073	0.0022	0.0068	0.025	0.029	0.051	0.03	0.005	<0.0001	0.0014	0.01	0.002
SD003	29 Nov 2021	0902_SD003_211129	Normal	NSW_0902_PFASOMP	0.0094	1.29	0.106	1.4	1.66	0.0067	0.0073	0.0092	0.0534	0.003	0.0076	0.0136	0.0039	0.0076	0.0247	0.0344	0.049	0.011	<0.0005	<0.0005	0.0013	0.003	0.0009
SD003	27 May 2022	0902_SD003_220527	Normal	NSW_0902_PFASOMP	0.0055	1.18	0.0818	1.26	1.36	0.0064	0.0073	0.0149	0.0092	0.001	0.0022	0.0103	0.0022	0.0013	0.0034	0.0068	0.012	0.0035	0.0025	<0.0005	0.0007	0.0046	0.0013
SD003	08 Nov 2022	0902_SD003_221108	Normal	NSW_0902_PFASOMP	0.005	0.783	0.068	0.851	0.931	0.0046	0.0053	0.0097	0.007	<0.005	0.0019	0.0081	0.0018	<0.0010	0.0023	0.0062	0.0103	0.0035	0.0028	<0.0010	<0.0010	0.0026	<0.0010
SD003	08 May 2023	0902_SD003_230508	Normal	NSW_0902_PFASOMP_23	0.0016	0.628	0.0204	0.648	0.719	0.0019	0.0022	0.0067	0.0069	0.001	0.0011	0.0027	<0.0002	0.0012	0.0033	0.0062	0.0171	0.0028	0.0018	<0.0005	0.0007	0.0048	0.0014
SD003	20 Nov 2023	0902_SD003_231120	Normal	NSW_0902_PFASOMP_23	0.0041	0.978	0.0339	1.01	1.12	0.002	0.002	0.006	0.014	<0.005	0.0019	0.0039	0.0014	0.0039	0.0092	0.0121	0.0216	0.0055	0.0045	<0.0010	0.0016	0.0034	0.0015
SD005	04 Jul 2017	0902_SD005_040717	Normal	NSW_0902_PFAS	<0.0002	0.0068	0.0004	0.0072	0.0072	<0.0002	<0.0002	<0.0002	<0.0002	<0.001	<0.0002	<0.0002	<0.0002	<0.0002	<0.0002	<0.0002	<0.0002	<0.0002	<0.0005	<0.0005	<0.0005	<0.0005	<0.0005
SD005	08 Nov 2019	0902_SD005_191108	Normal	NSW_0902_PFASOMP	<0.0002	0.0044	<0.0002	0.0044	0.0044	<0.0002	<0.0002	<0.0002	<0.0002	<0.001	<0.0002	<0.0002	<0.0002	<0.0002	<0.0002	<0.0002	<0.0002	<0.0002	<0.0005	<0.0005	<0.0005	<0.0005	<0.0005
SD005	14 May 2020	0902_QC105_200514	Field_D	NSW_0902_PFASOMP	<0.0002	0.0148	0.0007	0.0155	0.0155	<0.0002	<0.0002	<0.0002	<0.0002	<0.001	<0.0002	<0.0002	<0.0002	<0.0002	<0.0002	<0.0002	<0.0002	<0.0002	<0.0005	<0.0005	<0.0005	<0.0005	<0.0005
SD005	14 May 2020	0902_SD005_200514	Normal	NSW_0902_PFASOMP	<0.0002	0.0112	0.0007	0.0119	0.0119	<0.0002	<0.0002	<0.0002	<0.0002	<0.001	<0.0002	<0.0002	<0.0002	<0.0002	<0.0002	<0.0002	<0.0002	<0.0002	<0.0005	<0.0005	<0.0005	<0.0005	<0.0005
SD005	12 Nov 2020	0902_QC105_201112	Field_D	NSW_0902_PFASOMP	<0.0002	0.0093	0.0008	0.0101	0.0101	<0.0002	<0.0002	<0.0002	<0.0002	<0.001	<0.0002	<0.0002	<0.0002	<0.0002	<0.0002	<0.0002	<0.0002	<0.0002	<0.0005	<0.0005	<0.0005	<0.0005	<0.0005
SD005	12 Nov 2020	0902_SD005_201112	Normal	NSW_0902_PFASOMP	<0.0002	0.0083	0.0005	0.0088	0.0088	<0.0002	<0.0002	<0.0002	<0.0002	<0.001	<0.0002	<0.0002	<0.0002	<0.0002	<0.0002	<0.0002	<0.0002	<0.0002	<0.0005	<0.0005	<0.0005	<0.0005	<0.0005
SD005	06 May 2021	0902_SD005_210506	Normal	NSW_0902_PFASOMP	<0.0002	0.0116	0.0012	0.0128	0.013	0.0002	<0.0002	<0.0002	<0.0002	<0.001	<0.0002	<0.0002	<0.0002	<0.0002	<0.0002	<0.0002	<0.0002	<0.0002	<0.0005	<0.0005	<0.0005	<0.0005	<0.0005

Table T10 - Historical Sediment Analytical Results

					PFAS					PFAS - Perfluoroalkyl Sulfonic Acids				PFAS - Perfluoroalkyl Carboxylic Acids										PFAS - (n:2) Fluorotelomer Sulfonic Acids			
					Perfluorooctanoic acid (PFOA)	Perfluorooctane sulfonic acid (PFOS)	Perfluorohexane sulfonic acid (PFHxS)	Sum of PFHxS and PFOS	Sum of PFAS	Perfluorobutane sulfonic acid (PFBS)	Perfluoropentane sulfonic acid (PFPeS)	Perfluoroheptane sulfonic acid (PFHpS)	Perfluorodecane sulfonic acid (PFDS)	Perfluorobutanoic acid (PFBA)	Perfluoropentanoic acid (PFPeA)	Perfluorohexanoic acid (PFHxA)	Perfluoroheptanoic acid (PFHpA)	Perfluorononanoic acid (PFNA)	Perfluorodecanoic acid (PFDA)	Perfluoroundecanoic acid (PFUnDA)	Perfluorododecanoic acid (PFDoDA)	Perfluorotridecanoic acid (PFTrDA)	Perfluorotetradecanoic acid (PFTeDA)	4:2 Fluorotelomer sulfonic acid (4:2 FTS)	6:2 Fluorotelomer sulfonic acid (6:2 FTS)	8:2 Fluorotelomer sulfonic acid (8:2 FTS)	10:2 Fluorotelomer sulfonic acid (10:2 FTS)
					mg/kg	mg/kg	mg/kg	mg/kg	mg/kg	mg/kg	mg/kg	mg/kg	mg/kg	mg/kg	mg/kg	mg/kg	mg/kg	mg/kg	mg/kg	mg/kg	mg/kg	mg/kg	mg/kg	mg/kg	mg/kg	mg/kg	mg/kg
SD005	25 Nov 2021	0902_SD005_211125	Normal	NSW_0902_PFASOMP	<0.0002	0.0167	0.0012	0.0179	0.0183	<0.0002	<0.0002	<0.0002	<0.0002	<0.001	<0.0002	0.0004	<0.0002	<0.0002	<0.0002	<0.0002	<0.0002	<0.0002	<0.0005	<0.0005	<0.0005	<0.0005	<0.0005
SD005	26 May 2022	0902_SD005_220526	Normal	NSW_0902_PFASOMP	<0.0002	0.0073	0.0002	0.0075	0.0075	<0.0002	<0.0002	<0.0002	<0.0002	<0.001	<0.0002	<0.0002	<0.0002	<0.0002	<0.0002	<0.0002	<0.0002	<0.0002	<0.0005	<0.0005	<0.0005	<0.0005	<0.0005
SD005	11 Nov 2022	0902_SD005_221111	Normal	NSW_0902_PFASOMP	<0.0002	0.0108	0.0003	0.0111	0.0111	<0.0002	<0.0002	<0.0002	<0.0002	<0.001	<0.0002	<0.0002	<0.0002	<0.0002	<0.0002	<0.0002	<0.0002	<0.0002	<0.0005	<0.0005	<0.0005	<0.0005	<0.0005
SD005	11 May 2023	0902_SD005_230511	Normal	NSW_0902_PFASOMP_23	<0.0002	0.004	0.0002	0.0042	0.0042	<0.0002	<0.0002	<0.0002	<0.0002	<0.001	<0.0002	<0.0002	<0.0002	<0.0002	<0.0002	<0.0002	<0.0002	<0.0002	<0.0005	<0.0005	<0.0005	<0.0005	<0.0005
SD005	22 Nov 2023	0902_SD005_231122	Normal	NSW_0902_PFASOMP_23	<0.0002	0.0096	0.0006	0.0102	0.0102	<0.0002	<0.0002	<0.0002	<0.0002	<0.001	<0.0002	<0.0002	<0.0002	<0.0002	<0.0002	<0.0002	<0.0002	<0.0002	<0.0005	<0.0005	<0.0005	<0.0005	<0.0005
SD007	04 Jul 2017	0902_SD007_040717	Normal	NSW_0902_PFAS	0.0003	0.0146	0.0015	0.0161	0.0187	<0.0002	<0.0002	<0.0002	<0.0002	<0.001	<0.0002	<0.0002	<0.0002	0.0003	0.0003	<0.0002	<0.0002	<0.0002	<0.0005	<0.0005	0.0017	<0.0005	<0.0005
SD007	15 Jan 2018	0902_SD007_180115	Normal	NSW_0902_PFAS	<0.0002	0.0103	0.0009	0.0112	0.0123	<0.0002	<0.0002	0.0009	<0.0002	<0.001	<0.0002	<0.0002	<0.0002	<0.0002	<0.0002	<0.0002	0.0002	<0.0002	<0.0005	<0.0005	<0.0005	<0.0005	<0.0005
SD007	08 Nov 2019	0902_SD007_191108	Normal	NSW_0902_PFASOMP	<0.0002	0.0044	0.0007	0.0051	0.0051	<0.0002	<0.0002	<0.0002	<0.0002	<0.001	<0.0002	<0.0002	<0.0002	<0.0002	<0.0002	<0.0002	<0.0002	<0.0002	<0.0005	<0.0005	<0.0005	<0.0005	<0.0005
SD007	14 May 2020	0902_QC207_200514	Interlab_D	NSW_0902_PFASOMP	<0.001	0.0057	<0.001	<0.001	-	<0.001	<0.001	<0.001	<0.001	<0.002	<0.002	<0.001	<0.001	<0.001	<0.001	<0.002	<0.002	<0.002	<0.002	<0.001	<0.001	<0.001	<0.002
SD007	14 May 2020	0902_SD007_200514	Normal	NSW_0902_PFASOMP	<0.0002	0.0033	0.0002	0.0035	0.0035	<0.0002	<0.0002	<0.0002	<0.0002	<0.001	<0.0002	<0.0002	<0.0002	<0.0002	<0.0002	<0.0002	<0.0002	<0.0002	<0.0005	<0.0005	<0.0005	<0.0005	<0.0005
SD007	12 Nov 2020	0902_QC205_201112	Interlab_D	NSW_0902_PFASOMP	<0.001	0.0041	<0.001	<0.001	-	<0.001	<0.001	<0.001	<0.001	<0.002	<0.002	<0.001	<0.001	<0.001	<0.001	<0.002	<0.002	<0.002	<0.002	<0.001	<0.001	<0.001	<0.002
SD007	12 Nov 2020	0902_SD007_201112	Normal	NSW_0902_PFASOMP	<0.0002	0.0035	0.0005	0.004	0.0042	<0.0002	<0.0002	<0.0002	<0.0002	<0.001	0.0002	<0.0002	<0.0002	<0.0002	<0.0002	<0.0002	<0.0002	<0.0002	<0.0005	<0.0005	<0.0005	<0.0005	<0.0005
SD007	06 May 2021	0902_SD007_210506	Normal	NSW_0902_PFASOMP	<0.0002	0.0012	0.0002	0.0014	0.0019	<0.0002	<0.0002	<0.0002	<0.0002	<0.001	<0.0002	0.0005	<0.0002	<0.0002	<0.0002	<0.0002	<0.0002	<0.0002	<0.0005	<0.0005	<0.0005	<0.0005	<0.0005
SD007	29 Nov 2021	0902_QC111_211129	Field_D	NSW_0902_PFASOMP	<0.0002	0.01	0.0012	0.0112	0.0115	<0.0002	<0.0002	<0.0002	<0.0002	<0.001	<0.0002	0.0003	<0.0002	<0.0002	<0.0002	<0.0002	<0.0002	<0.0002	<0.0005	<0.0005	<0.0005	<0.0005	<0.0005
SD007	29 Nov 2021	0902_SD007_211129	Normal	NSW_0902_PFASOMP	<0.0002	0.0121	0.0008	0.0129	0.0129	<0.0002	<0.0002	<0.0002	<0.0002	<0.001	<0.0002	<0.0002	<0.0002	<0.0002	<0.0002	<0.0002	<0.0002	<0.0002	<0.0005	<0.0005	<0.0005	<0.0005	<0.0005
SD007	26 May 2022	0902_SD007_220526	Normal	NSW_0902_PFASOMP	<0.0002	0.0018	<0.0002	0.0018	0.0018	<0.0002	<0.0002	<0.0002	<0.0002	<0.001	<0.0002	<0.0002	<0.0002	<0.0002	<0.0002	<0.0002	<0.0002	<0.0002	<0.0005	<0.0005	<0.0005	<0.0005	<0.0005
SD007	11 Nov 2022	0902_SD007_221111	Normal	NSW_0902_PFASOMP	<0.0002	0.0045	0.0004	0.0049	0.0049	<0.0002	<0.0002	<0.0002	<0.0002	<0.001	<0.0002	<0.0002	<0.0002	<0.0002	<0.0002	<0.0002	<0.0002	<0.0002	<0.0005	<0.0005	<0.0005	<0.0005	<0.0005
SD007	11 May 2023	0902_SD007_230511	Normal	NSW_0902_PFASOMP_23	<0.0002	0.001	<0.0002	0.001	0.001	<0.0002	<0.0002	<0.0002	<0.0002	<0.001	<0.0002	<0.0002	<0.0002	<0.0002	<0.0002	<0.0002	<0.0002	<0.0002	<0.0005	<0.0005	<0.0005	<0.0005	<0.0005
SD007	22 Nov 2023	0902_SD007_231122	Normal	NSW_0902_PFASOMP_23	<0.0002	0.0028	<0.0002	0.0028	0.0028	<0.0002	<0.0002	<0.0002	<0.0002	<0.001	<0.0002	<0.0002	<0.0002	<0.0002	<0.0002	<0.0002	<0.0002	<0.0002	<0.0005	<0.0005	<0.0005	<0.0005	<0.0005
SD008	03 Jul 2017	0902_SD008_030717	Normal	NSW_0902_PFAS	<0.0002	0.0385	0.0019	0.0404	0.043	<0.0002	<0.0002	0.0003	0.0008	<0.001	<0.0002	<0.0002	<0.0002	0.0002	0.0003	0.0002	<0.0002	<0.0002	<0.0005	<0.0005	0.0008	<0.0005	<0.0005
SD008	27 Feb 2018	0902_SD008_270218	Normal	NSW_0902_PFAS	0.0004	0.0367	0.0043	0.041	0.0452	0.0003	0.0003	0.0003	0.0008	<0.001	<0.0002	0.0006	0.0005	0.0002	0.0002	0.0004	0.0002	<0.0002	<0.0005	<0.0005	<0.0005	<0.0005	<0.0005
SD008	08 Nov 2019	0902_SD008_191108	Normal	NSW_0902_PFASOMP	<0.0002	0.0068	0.0006	0.0074	0.0086	<0.0002	<0.0002	<0.0002	<0.0002	<0.001	<0.0002	<0.0002	<0.0002	<0.0002	<0.0002	<0.0002	<0.0002	<0.0002	<0.0005	<0.0005	<0.0005	<0.0005	<0.0005
SD008	14 May 2020	0902_QC108_200514	Field_D	NSW_0902_PFASOMP	<0.0002	0.0161	0.0032	0.0193	0.0201	0.0003	0.0003	<0.0002	<0.0002	<0.001	<0.0002	<0.0002	<0.0002	<0.0002	<0.0002	0.0002	<0.0002	<0.0002	<0.0005	<0.0005	<0.0005	<0.0005	<0.0005
SD008	14 May 2020	0902_SD008_200514	Normal	NSW_0902_PFASOMP	<0.0002	0.0109	0.0018	0.0127	0.0133	0.0002	0.0004	<0.0002	<0.0002	<0.001	<0.0002	<0.0002	<0.0002	<0.0002	<0.0002	<0.0002	<0.0002	<0.0002	<0.0005	<0.0005	<0.0005	<0.0005	<0.0005
SD008	12 Nov 2020	0902_SD008_201112	Normal	NSW_0902_PFASOMP	0.0002	0.0172	0.0019	0.0191	0.0204	0.0006	<0.0002	<0.0002	<0.0002	<0.001	0.0005	<0.0002	<0.0002	<0.0002	<0.0002	<0.0002	<0.0002	<0.0002	<0.0005	<0.0005	<0.0005	<0.0005	<0.0005
SD008	06 May 2021	0902_SD008_210506	Normal	NSW_0902_PFASOMP	<0.0002	0.0043	0.002	0.0063	0.0069	0.0004	<0.0002	<0.0002	<0.0002	<0.001	<0.0002	<0.0002	<0.0002	<0.0002	<0.0002	<0.0002	0.0002	<0.0002	<0.0005	<0.0005	<0.0005	<0.0005	<0.0005
SD008	29 Nov 2021	0902_QC114_211129	Field_D	NSW_0902_PFASOMP	<0.0002	0.0036	0.001	0.0046	0.0046	<0.0002	<0.0002	<0.0002	<0.0002	<0.001	<0.0002	<0.0002	<0.0002	<0.0002	<0.0002	<0.0002	<0.0002	<0.0002	<0.0005	<0.0005	<0.0005	<0.0005	<0.0005
SD008	29 Nov 2021	0902_SD008_211129	Normal	NSW_0902_PFASOMP	<0.0002	0.0056	0.0011	0.0067	0.0086	<0.0002	<0.0002	0.001	<0.0002	<0.001	<0.0002	<0.0002	<0.0002	<0.0002	0.0009	<0.0002	<0.0002	<0.0002	<0.0005	<0.0005	<0.0005	<0.0005	<0.0005
SD008	26 May 2022	0902_SD008_220526	Normal	NSW_0902_PFASOMP	<0.0002	0.0072	0.001	0.0082	0.0084	<0.0002	<0.0002	<0.0002	0.0002	<0.001	<0.0002	<0.0002	<0.0002	<0.0002	<0.0002	<0.0002	<0.0002	<0.0002	<0.0005	<0.0005	<0.0005	<0.0005	<0.0005
SD008	11 Nov 2022	0902_SD008_221111	Normal	NSW_0902_PFASOMP	<0.0002	0.0209	0.0024	0.0233	0.0236	<0.0002	<0.0002	<0.0002	<0.0002	<0.001	<0.0002	<0.0002	<0.0002	<0.0002	<0.0002	<0.0002	0.0003	<0.0002	<0.0005	<0.0005	<0.0005	<0.0005	<0.0005
SD008	11 May 2023	0902_SD008_230511	Normal	NSW_0902_PFASOMP_23	<0.0002	0.0406	0.0007	0.0413	0.0465	<0.0002	<0.0002	0.0002	0.0032	<0.001	<0.0002	<0.0002	<0.0002	<0.0002	<0.0002	0.0005	0.0008	<0.0002	<0.0005	<0.0005	<0.0005	<0.0005	<0.0005
SD008	22 Nov 2023	0902_SD008_231122	Normal	NSW_0902_PFASOMP_23	0.0003	0.0361	0.0032	0.0393	0.0432	<0.0002	<0.0002	0.0002	0.0007	0.001	<0.0002	0.0006	0.0002	<0.0002	0.0002	0.0002	0.0002	<0.0002	<0.0005	<0.0005	<0.0005	<0.0005	<0.0005
SD009	03 Jul 2017	0902_SD009_030717	Normal	NSW_0902_PFAS	0.0016	0.183	0.0067	0.19	0.201	<0.0002	<0.0002	0.001	0.0029	<0.001	0.0005	0.0006	0.0004	0.0008	0.0007	0.0007	0.0006	0.0002	<0.0005	<0.0005	<0.0005	<0.0005	<0.0005
SD009	15 Jan 2018	0902_SD009_180115	Normal	NSW_0902_PFAS	0.0008	0.263	0.0086	0.272	0.287	<0.0002	<0.0002	0.0011	0.0064	<0.001	<0.0002	0.0003	0.0002	0.0003	0.0006	0.0004	0.0005	<0.0002	<0.0005	<0.0005	<0.0005	<0.0005	<0.0005
SD009	05 Feb 2018	0902_SD09_050218	Normal	NSW_0902_PFAS	0.0004	0.191	0.0024	0.193	0.206	<0.0002	<0.0002	0.0007	0.0094	<0.001	<0.0002	<0.0002	<0.0002	0.0002	0.0004	0.0005	0.0004	<0.0002	<0.0005	<0.0005	<0.0005	<0.0005	<0.0005
SD009	27 Feb 2018	0902_SD009_270218	Normal	NSW_0902_PFAS	0.0016	0.0917	0.0071	0.0988	0.113	0.0003	0.0004	0.0008	0.0027	0.002	<0.0002	0.0006	0.0004	0.0003	0.0006	0.0007	0.0007	<0.0002	<0.0005	<0.0005	0.0014	0.0007	<0.0005
SD009	04 Nov 2019	0902_SD009_191104	Normal	NSW_0902_PFASOMP	<0.0002	0.0178	0.0009	0.0187	0.0223	<0.0002	<0.0002	<0.0002	0.0008	<0.001	<0.0002	0.0003	<0.0002	<0.0002	<0.0002	0.0002	0.0003	<0.0002	<0.0005	<0.0005	<0.0005	<0.0005	<0.0005
SD009	14 May 2020	0902_SD009_200514	Normal	NSW_0902_PFASOMP	0.0024	0.147	0.0227	0.17	0.227	0.0016	0.0041	0.0017	0.0041	0.002	0.0044	0.0032	0.002	0.0008	0.0006	0.0017	0.0106	0.0054	0.0043	<0.0005	0.0018	0.0016	0.0009
SD009	12 Nov 2020	0902_SD009_201112	Normal	NSW_0902_PFASOMP	0.0007	0.0822	0.0086	0.0908	0.116	0.0007	0.0007	0.0006	0.0016	0.001	0.0011	0.0019	0.0004	<0.0002	0.0003	0.0008	0.0053	0.003	0.0028	<0.0005	0.001	0.0012	0.0006
SD009	06 May 2021	0902_SD009_210506	Normal	NSW_0902_PFASOMP	0.0005	0.0712	0.0037	0.0749	0.0878	<0.0002	<0.0002	0.0007	0.0066	<0.001	0.0004	0.0004	0.0003	0.0005	0.0009	0.0012	0.001	<0.0002	<0.0005	<0.0005	<0.0005	<0.0005	<0.0005
SD009	29 Nov 2021	0902_QC215_211129	Interlab_D	NSW_0902_PFASOMP	0.0003	0.047	0.0031	0.05	0.057	0.0002	0.0002	0.0005	0.0006	<0.0002	0.0004	0.0004	0.0002	0.0002	<0.0005	0.0006	0.001	0.001	<0.005	<0.0001	0.0001	0.0004	0.0003
SD009	29 Nov 2021	0902_SD009_211129	Normal	NSW_0902_PFASOMP	0.0003	0.0493	0.0032	0.0525	0.0561	0.0003	0.0003	0.0003	0.001	<0.001	<0.0002	0.0006	<0.0002	<0.0002	<0.0002	<0.0002	0.0005	<0.0002	<0.0005	<0.0005	<0.0005	<0.0005	<0.0005
SD009	26 May 2022	0902_SD009_220526	Normal	NSW_0902_PFASOMP	0.0005	0.0541	0.0079	0.062	0.0665	<0.0002	0.0003	0.0007	0.001	<0.001	<0.0002	0.0004	<0.0002	0.0005	0.0003	0.0003	0.0003	<0.0002	<0.0005	<0.0005	<0.0005	<0.0005	<0.0005
SD009	18 Nov 2022	0902_SD009_221118	Normal	NSW_0902_PFASOMP	<0.0002	0.0161	0.0018	0.0179	0.0194	<0.0002	<0.0002	<0.0002	0.0008	<0.001	<0.0002	<0.0002	<0.0002	<0.0002	<0.0002	0.0002	<0.0002	<0.0002	<0.0005	<0.0005	<0.0005	<0.0005	<0.0005
SD009	11 May 2023	0902_SD009_230511	Normal	NSW_0902_PFASOMP_23	0.0002	0.0182	0.0013	0.0195	0.0227	<0.0002	<0.0002	0.0004	0.0008	<0.001	<0.0002	0.0004	<0.0002	<0.0002	<0.0002	<0.0002	0.0007	0.0004	<0.0005	<0.0005	<0.0005	<0.0005	<0.0005
SD009	22 Nov 2023	0902_SD009_231122	Normal	NSW_0902_PFASOMP_23	0.0014	0.155	0.0084	0.163	0.208	0.0004	0.0004	0.001	0.0054	0.002	0.0035	0.0026	0.001	0.0007	0.0011	0.0016	0.0063	0.0042	0.005	<0.0005	0.0029	0.0008	0.0013
SD011	04 Jul 2017	0902_QC206_040717	Interlab_D	NSW_0902_PFAS	0.0026	0.38	0.017	0.397	-	0.0009	0.0013	0.0022	0.0024	0.001	<0.0002	0.0024	<0.0001	0.0011	0.002	0.004	0.011	0.0084	0.009	<0.0001	0.0005	0.0078	0.0024
SD011	04 Jul 2017	0902_SD011_040717	Normal	NSW_0902_PFAS	0.0066	0.722	0.0479	0.77	0.911	0.0003	0.0005	0.0068	0.006	<0.001	<0.0002	0.0057	0.0014	0.0042	0.0041	0.0085	0.0152	0.0078	0.0063	<0.0005	0.004	0.0463	0.0065
SD011	15 Jan 2018	0902_SD011_180115	Normal	NSW_0902_PFAS	0.0014	0.178	0.0085	0.186	0.226	<0.0002	0.0006	0.0021	0.0022	<0.001	<0.0002	0.0012	0.0006	0.0005	0.001	0.0016	0.0028	0.0029	0.0076	<0.0005	0.0028	0.0047	0.0007
SD011	27 Feb 2018	0902_QC221_270218	Interlab_D	NSW_0902_PFAS	0.0005	0.035	0.006	0.041	-	0.0005	0.0005	0.0006	0.0005	0.0006	0.0007	0.0011	0.0002	0.0003	<0.0005	<0.0005	0.0007	<0.0005	<0.005	<0.0001	0.0002	0.0003	0.0001
SD011	27 Feb 2018	0902_SD011_270218	Normal	NSW_0902_PFAS	0.0003	0.009	0.0012	0.0102	0.0146	<0.0002	<0.0002	<0.0002	<0.0002	<0.001	<0.0002	0.0007	0.0002	<0.0002	<0.0002	<0.0002	0.0002	<0.0002	<0.0005	<0.0005	0.003	<0.0005	<0.0005
SD011	08 Nov 2019	0902_SD011_191108	Normal	NSW_0902_PFASOMP	<0.0002	0.0027	<0.0002	0.0027	0.0027	<0.0002	<0.0002	<0.0002	<0.0002	<0.001	<0.0002	<0.0002	<0.0002	<0.0002	<0.0002	<0.0002	<0.0002	<0.0002	<0.0005	<0.0005	<0.0005	<0.0005	<0.0005
SD011	15 May 2020	0902_SD011_200515	Normal	NSW_0902_PFASOMP	<0.0005	0.0217	0.0027	0.0244	0.0271	<0.0005	<0.0005	<0.0005	<0.0005	<0.001	<0.0005	<0.0005	<0.0005	<0.0005	<0.0005	0.0009	0.0018	<0.0005	<0.0012	<0.0005	<0.0005	<0.0005	<0.0005
SD011	12 Nov 2020	0902_SD011_201112	Normal	NSW_0902_PFASOMP	0.0005	0.0664	0.0045	0.0709	0.0815	<0.0002	0.0002	0.0004	0.0006	<0.001	0.0006	0.0011	0.0003	0.0003	0.0006	0.0011	0.0028	0.0007	0.0006	<0.0005	<0.0005	<0.0005	<0.0005
SD011	07 May 2021	0902_SD011_210507	Normal	NSW_0902_PFASOMP	<0.0002	0.0311	0.0021	0.0332	0.0352	<0.0002	<0.0002	<0.0002	0.0012	<0.001	<0.0002	<0.0002	<0.0002	<0.0002	0.0002	0.0003	0.0003	<0.0002	<0.0005	<0.0005	<0.0005	<0.0005	<0.0005
SD011	29 Nov 2021	0902_SD011_211129	Normal	NSW_0902_PFASOMP	0.0006	0.117	0.005	0.122	0.138	0.0003	0.0003	0.0006	0.0027	<0.001	0.0004	0.0013	0.0004	0.0008	0.0014	0.0019	0.0025	0.0008	0.0008	<0.0005	<0.0005	<0.0005	<0.0005
SD011	27 May 2022	0902_SD011_220527	Normal	NSW_0902_PFASOMP	0.0004	0.0407	0.0059	0.0466	0.0527	0.0008	0.0008	0.0005	0.0007	<0.001	0.0003	0.0011	0.0002	<0.0002	<0.0002	0.0003	0.0006	0.0002	<0.0005	<0.0005	<0.0005	<0.0005	<0.0005
SD011	11 Nov 2022	0902_SD011_221111	Normal	NSW_0902_PFASOMP	0.0004	0.0871	0.0075	0.0946	0.105	0.0003	0.0004	0.0006	0.0021	<0.001	<0.0002	0.0008	<0.0002	<0.0002	<0.0002	0.0006	0.0028	0.001	0.0008	<0.0005	<0.0005	<0.0005	<0.0005
SD011	11 May 2023	0902_SD011_230511	Normal	NSW_0902_PFASOMP_23	<0.0002	0.036	0.0019	0.0379	0.0392	<0.0002	<0.0002	0.0003	0.0007	<0.001	<0.0002	<0.0002	<0.0002	<0.0002	<0.0002	<0.0002	<0.0002	<0.0002	<0.0005	<0.0005	<0.0005	<0.0005	<0.0005

Table T10 - Historical Sediment Analytical Results

					PFAS					PFAS - Perfluoroalkyl Sulfonic Acids				PFAS - Perfluoroalkyl Carboxylic Acids											PFAS - (n:2) Fluorotelomer Sulfonic Acids			
					Perfluorooctanoic acid (PFOA)	Perfluorooctane sulfonic acid (PFOS)	Perfluorohexane sulfonic acid (PFHxS)	Sum of PFHxS and PFOS	Sum of PFAS	Perfluorobutane sulfonic acid (PFBS)	Perfluoropentane sulfonic acid (PFPeS)	Perfluoroheptane sulfonic acid (PFHpS)	Perfluorodecane sulfonic acid (PFDS)	Perfluorobutanoic acid (PFBA)	Perfluoropentanoic acid (PFPeA)	Perfluorohexanoic acid (PFHxA)	Perfluoroheptanoic acid (PFHpA)	Perfluorononanoic acid (PFNA)	Perfluorodecanoic acid (PFDA)	Perfluoroundecanoic acid (PFUnDA)	Perfluorododecanoic acid (PFDoDA)	Perfluorotridecanoic acid (PFTrDA)	Perfluorotetradecanoic acid (PFTeDA)	4:2 Fluorotelomer sulfonic acid (4:2 FTS)	6:2 Fluorotelomer sulfonic acid (6:2 FTS)	8:2 Fluorotelomer sulfonic acid (8:2 FTS)	10:2 Fluorotelomer sulfonic acid (10:2 FTS)
					mg/kg	mg/kg	mg/kg	mg/kg	mg/kg	mg/kg	mg/kg	mg/kg	mg/kg	mg/kg	mg/kg	mg/kg	mg/kg	mg/kg	mg/kg	mg/kg	mg/kg	mg/kg	mg/kg	mg/kg	mg/kg	mg/kg	mg/kg	mg/kg
SD011	22 Nov 2023	0902_QC104_231122	Field_D	NSW_0902_PFASOMP_23	<0.0002	0.0084	0.0008	0.0092	0.0102	<0.0002	<0.0002	<0.0002	0.0006	<0.001	<0.0002	<0.0002	<0.0002	<0.0002	<0.0002	<0.0002	0.0004	<0.0002	<0.0005	<0.0005	<0.0005	<0.0005	<0.0005
SD011	22 Nov 2023	0902_QC204_231122	Interlab_D	NSW_0902_PFASOMP_23	0.0001	0.012	0.0012	0.013	0.016	<0.0001	0.0001	0.0001	0.0007	<0.0002	<0.0002	0.0001	<0.0001	<0.0001	<0.0005	<0.0005	0.0007	<0.0005	<0.005	<0.0001	0.0002	<0.0002	<0.0002
SD011	22 Nov 2023	0902_SD011_231122	Normal	NSW_0902_PFASOMP_23	0.0003	0.0378	0.0022	0.04	0.0484	<0.0002	<0.0002	0.0002	0.0021	<0.001	<0.0002	0.0004	<0.0002	<0.0002	0.0003	0.0006	0.0021	0.0006	0.0005	<0.0005	0.0009	<0.0005	<0.0005
SD013	03 Jul 2017	0902_SD013_030717	Normal	NSW_0902_PFAS	0.0006	0.0416	0.0064	0.048	0.0506	<0.0002	0.0002	0.0003	0.0005	<0.001	<0.0002	0.0005	0.0003	0.0002	<0.0002	<0.0002	<0.0002	<0.0002	<0.0005	<0.0005	<0.0005	<0.0005	<0.0005
SD013	08 Nov 2019	0902_SD013_191108	Normal	NSW_0902_PFASOMP	<0.0002	0.0135	0.0018	0.0153	0.0184	<0.0002	<0.0002	<0.0002	<0.0002	<0.001	<0.0002	<0.0002	<0.0002	<0.0002	0.0004	0.0008	0.0014	<0.0002	<0.0005	<0.0005	<0.0005	<0.0005	<0.0005
SD013	14 May 2020	0902_QC209_200514	Interlab_D	NSW_0902_PFASOMP	<0.001	0.054	0.0035	0.0575	-	<0.001	<0.001	<0.001	<0.001	0.029	<0.002	<0.001	<0.001	<0.001	<0.001	<0.002	<0.002	<0.002	<0.002	<0.001	<0.001	<0.001	<0.002
SD013	14 May 2020	0902_SD013_200514	Normal	NSW_0902_PFASOMP	0.0002	0.0382	0.0029	0.0411	0.0428	0.0002	0.0004	0.0002	0.0004	<0.001	<0.0002	0.0003	<0.0002	<0.0002	<0.0002	<0.0002	<0.0002	<0.0002	<0.0005	<0.0005	<0.0005	<0.0005	<0.0005
SD013	12 Nov 2020	0902_SD013_201112	Normal	NSW_0902_PFASOMP	<0.0002	0.0148	0.0025	0.0173	0.0173	<0.0002	<0.0002	<0.0002	<0.0002	<0.001	<0.0002	<0.0002	<0.0002	<0.0002	<0.0002	<0.0002	<0.0002	<0.0002	<0.0005	<0.0005	<0.0005	<0.0005	<0.0005
SD013	06 May 2021	0902_SD013_210506	Normal	NSW_0902_PFASOMP	0.0006	0.0276	0.0022	0.0298	0.0322	<0.0002	<0.0002	0.0002	0.0003	<0.001	0.0003	0.0006	0.0004	<0.0002	<0.0002	<0.0002	<0.0002	<0.0002	<0.0005	<0.0005	<0.0005	<0.0005	<0.0005
SD013	29 Nov 2021	0902_SD013_211129	Normal	NSW_0902_PFASOMP	0.0008	0.178	0.0358	0.214	0.225	0.0006	0.0011	0.0024	0.0017	<0.001	0.0019	0.0013	0.0003	0.0003	0.0004	0.0002	<0.0002	<0.0002	<0.0005	<0.0005	<0.0005	<0.0005	<0.0005
SD013	27 May 2022	0902_SD013_220527	Normal	NSW_0902_PFASOMP	<0.0002	0.0463	0.003	0.0493	0.0507	<0.0002	<0.0002	0.0007	0.0005	<0.001	<0.0002	0.0002	<0.0002	<0.0002	<0.0002	<0.0002	<0.0002	<0.0002	<0.0005	<0.0005	<0.0005	<0.0005	<0.0005
SD013	18 Nov 2022	0902_SD013_221118	Normal	NSW_0902_PFASOMP	<0.0002	0.014	0.0027	0.0167	0.0169	<0.0002	<0.0002	<0.0002	<0.0002	<0.001	<0.0002	0.0002	<0.0002	<0.0002	<0.0002	<0.0002	<0.0002	<0.0002	<0.0005	<0.0005	<0.0005	<0.0005	<0.0005
SD013	11 May 2023	0902_SD013_230511	Normal	NSW_0902_PFASOMP_23	<0.0002	0.004	0.0012	0.0052	0.0052	<0.0002	<0.0002	<0.0002	<0.0002	<0.001	<0.0002	<0.0002	<0.0002	<0.0002	<0.0002	<0.0002	<0.0002	<0.0002	<0.0005	<0.0005	<0.0005	<0.0005	<0.0005
SD013	22 Nov 2023	0902_SD013_231122	Normal	NSW_0902_PFASOMP_23	0.0002	0.0124	0.0041	0.0165	0.018	0.0004	0.0003	<0.0002	<0.0002	<0.001	<0.0002	0.0006	<0.0002	<0.0002	<0.0002	<0.0002	<0.0002	<0.0002	<0.0005	<0.0005	<0.0005	<0.0005	<0.0005
SD014	03 Jul 2017	0902_SD014_030717	Normal	NSW_0902_PFAS	0.0008	0.158	0.0151	0.173	0.182	0.0004	0.0007	0.0019	0.0008	<0.001	<0.0002	0.0006	<0.0002	<0.0002	0.0005	0.0011	0.0005	<0.0002	<0.0005	<0.0005	<0.0005	<0.0005	<0.0005
SD014	08 Nov 2019	0902_QC103_191108	Field_D	NSW_0902_PFASOMP	<0.0002	0.0006	0.0003	0.0009	0.0009	<0.0002	<0.0002	<0.0002	<0.0002	<0.001	<0.0002	<0.0002	<0.0002	<0.0002	<0.0002	<0.0002	<0.0002	<0.0002	<0.0005	<0.0005	<0.0005	<0.0005	<0.0005
SD014	08 Nov 2019	0902_SD014_191108	Normal	NSW_0902_PFASOMP	<0.0002	0.0004	<0.0002	0.0004	0.0004	<0.0002	<0.0002	<0.0002	<0.0002	<0.001	<0.0002	<0.0002	<0.0002	<0.0002	<0.0002	<0.0002	<0.0002	<0.0002	<0.0005	<0.0005	<0.0005	<0.0005	<0.0005
SD014	14 May 2020	0902_SD014_200514	Normal	NSW_0902_PFASOMP	<0.0002	0.0247	0.0019	0.0266	0.0307	<0.0002	<0.0002	<0.0002	<0.0002	0.001	<0.0002	<0.0002	<0.0002	<0.0002	0.0006	0.0014	0.0011	<0.0002	<0.0005	<0.0005	<0.0005	<0.0005	<0.0005
SD014	12 Nov 2020	0902_SD014_201112	Normal	NSW_0902_PFASOMP	<0.0002	0.0136	0.0015	0.0151	0.0198	0.0005	<0.0002	<0.0002	<0.0002	0.002	<0.0002	<0.0002	<0.0002	<0.0002	0.0003	0.0006	0.0011	<0.0002	<0.0005	<0.0005	<0.0005	<0.0005	<0.0005
SD014	06 May 2021	0902_QC202_210506	Interlab_D	NSW_0902_PFASOMP	<0.01	0.094	0.056	0.15	-	<0.01	<0.01	<0.01	<0.01	<0.02	<0.01	0.014	<0.01	<0.01	<0.01	<0.01	0.013	<0.01	<0.01	<0.01	<0.01	<0.01	<0.02
SD014	06 May 2021	0902_SD014_210506	Normal	NSW_0902_PFASOMP	0.0032	0.0625	0.0523	0.115	0.163	0.0044	0.0054	0.0027	0.001	<0.001	0.0041	0.0151	0.0014	<0.0002	0.0011	0.0028	0.006	0.001	<0.0006	<0.0005	<0.0005	<0.0005	<0.0005
SD014	25 Nov 2021	0902_SD014_211125	Normal	NSW_0902_PFASOMP	0.0005	0.0629	0.0064	0.0693	0.0896	0.0005	0.0004	0.0008	0.0017	<0.001	<0.0002	0.0022	0.0003	<0.0002	0.0009	0.0032	0.007	0.0012	0.001	<0.0005	<0.0005	<0.0005	<0.0005
SD014	26 May 2022	0902_QC204_220526	Interlab_D	NSW_0902_PFASOMP	<0.0001	0.0059	0.0008	0.0067	0.0068	<0.0001	<0.0001	<0.0001	<0.0002	<0.0002	<0.0002	0.0001	<0.0001	<0.0001	<0.0005	<0.0005	<0.0005	<0.0005	<0.005	<0.0001	<0.0001	<0.0002	<0.0002
SD014	26 May 2022	0902_SD014_220526	Normal	NSW_0902_PFASOMP	<0.0002	0.0015	0.0003	0.0018	0.0018	<0.0002	<0.0002	<0.0002	<0.0002	<0.001	<0.0002	<0.0002	<0.0002	<0.0002	<0.0002	<0.0002	<0.0002	<0.0002	<0.0005	<0.0005	<0.0005	<0.0005	<0.0005
SD014	11 Nov 2022	0902_SD014_221111	Normal	NSW_0902_PFASOMP	<0.0002	0.0096	0.0021	0.0117	0.0124	<0.0002	<0.0002	<0.0002	<0.0002	<0.001	<0.0002	0.0003	<0.0002	<0.0002	<0.0002	<0.0002	0.0004	<0.0002	<0.0005	<0.0005	<0.0005	<0.0005	<0.0005
SD014	11 May 2023	0902_SD014_230511	Normal	NSW_0902_PFASOMP_23	<0.0002	0.0038	0.0003	0.0041	0.0041	<0.0002	<0.0002	<0.0002	<0.0002	<0.001	<0.0002	<0.0002	<0.0002	<0.0002	<0.0002	<0.0002	<0.0002	<0.0002	<0.0005	<0.0005	<0.0005	<0.0005	<0.0005
SD014	22 Nov 2023	0902_SD014_231122	Normal	NSW_0902_PFASOMP_23	0.0004	0.0277	0.0047	0.0324	0.0355	0.0002	0.0003	0.0003	0.0002	<0.001	<0.0002	0.001	<0.0002	<0.0002	0.0002	0.0002	0.0003	<0.0002	<0.0005	<0.0005	<0.0005	<0.0005	<0.0005
SD015	03 Jul 2017	0902_SD015_030717	Normal	NSW_0902_PFAS	0.0003	0.0367	0.0033	0.04	0.0437	<0.0002	<0.0002	0.0003	0.0005	0.001	<0.0002	0.0002	<0.0002	0.0003	0.0003	0.0002	<0.0002	<0.0002	<0.0005	<0.0005	0.0006	<0.0005	<0.0005
SD015	27 Feb 2018	0902_SD015_270218	Normal	NSW_0902_PFAS	0.0003	0.0179	0.0019	0.0198	0.0201	<0.0002	<0.0002	<0.0002	<0.0002	<0.001	<0.0002	<0.0002	<0.0002	<0.0002	<0.0002	<0.0002	<0.0002	<0.0002	<0.0005	<0.0005	<0.0005	<0.0005	<0.0005
SD015	15 Nov 2019	0902_QC106_191115	Field_D	NSW_0902_PFASOMP	<0.0002	0.0153	0.0012	0.0165	0.017	<0.0002	<0.0002	<0.0002	0.0003	<0.001	<0.0002	<0.0002	<0.0002	<0.0002	0.0002	<0.0002	<0.0002	<0.0002	<0.0005	<0.0005	<0.0005	<0.0005	<0.0005
SD015	15 Nov 2019	0902_SD015_191115	Normal	NSW_0902_PFASOMP	<0.0002	0.0221	0.0016	0.0237	0.0243	<0.0002	<0.0002	<0.0002	0.0003	<0.001	<0.0002	<0.0002	<0.0002	<0.0002	0.0003	<0.0002	<0.0002	<0.0002	<0.0005	<0.0005	<0.0005	<0.0005	<0.0005
SD015	14 May 2020	0902_SD015_200514	Normal	NSW_0902_PFASOMP	<0.0002	0.0119	0.0006	0.0125	0.0128	<0.0002	<0.0002	<0.0002	0.0003	<0.001	<0.0002	<0.0002	<0.0002	<0.0002	<0.0002	<0.0002	<0.0002	<0.0002	<0.0005	<0.0005	<0.0005	<0.0005	<0.0005
SD015	12 Nov 2020	0902_SD015_201112	Normal	NSW_0902_PFASOMP	<0.0002	0.0088	0.0007	0.0095	0.0095	<0.0002	<0.0002	<0.0002	<0.0002	<0.001	<0.0002	<0.0002	<0.0002	<0.0002	<0.0002	<0.0002	<0.0002	<0.0002	<0.0005	<0.0005	<0.0005	<0.0005	<0.0005
SD015	05 May 2021	0902_SD015_210505	Normal	NSW_0902_PFASOMP	<0.0002	0.0048	0.0005	0.0053	0.0062	<0.0002	<0.0002	<0.0002	0.0009	<0.001	<0.0002	<0.0002	<0.0002	<0.0002	<0.0002	<0.0002	<0.0002	<0.0002	<0.0005	<0.0005	<0.0005	<0.0005	<0.0005
SD015	29 Nov 2021	0902_SD015_211129	Normal	NSW_0902_PFASOMP	<0.0002	0.0016	<0.0002	0.0016	0.0016	<0.0002	<0.0002	<0.0002	<0.0002	<0.001	<0.0002	<0.0002	<0.0002	<0.0002	<0.0002	<0.0002	<0.0002	<0.0002	<0.0005	<0.0005	<0.0005	<0.0005	<0.0005
SD015	30 May 2022	0902_QC110_220530	Field_D	NSW_0902_PFASOMP	<0.0002	0.0031	0.0005	0.0036	0.0039	<0.0002	<0.0002	<0.0002	<0.0002	<0.001	<0.0002	<0.0002	<0.0002	<0.0002	<0.0002	0.0003	<0.0002	<0.0002	<0.0005	<0.0005	<0.0005	<0.0005	<0.0005
SD015	30 May 2022	0902_SD015_220530	Normal	NSW_0902_PFASOMP	<0.0002	0.0044	0.0005	0.0049	0.0049	<0.0002	<0.0002	<0.0002	<0.0002	<0.001	<0.0002	<0.0002	<0.0002	<0.0002	<0.0002	<0.0002	<0.0002	<0.0002	<0.0005	<0.0005	<0.0005	<0.0005	<0.0005
SD015	10 Nov 2022	0902_SD015_221110	Normal	NSW_0902_PFASOMP	<0.0002	0.003	0.0006	0.0036	0.0036	<0.0002	<0.0002	<0.0002	<0.0002	<0.001	<0.0002	<0.0002	<0.0002	<0.0002	<0.0002	<0.0002	<0.0002	<0.0002	<0.0005	<0.0005	<0.0005	<0.0005	<0.0005
SD015	10 May 2023	0902_SD015_230510	Normal	NSW_0902_PFASOMP_23	<0.0002	0.011	0.0008	0.0118	0.0125	<0.0002	<0.0002	<0.0002	0.0007	<0.001	<0.0002	<0.0002	<0.0002	<0.0002	<0.0002	<0.0002	<0.0002	<0.0002	<0.0005	<0.0005	<0.0005	<0.0005	<0.0005
SD015	24 Nov 2023	0902_SD015_231124	Normal	NSW_0902_PFASOMP_23	<0.0002	0.0058	0.0004	0.0062	0.0062	<0.0002	<0.0002	<0.0002	<0.0002	<0.001	<0.0002	<0.0002	<0.0002	<0.0002	<0.0002	<0.0002	<0.0002	<0.0002	<0.0005	<0.0005	<0.0005	<0.0005	<0.0005
SD016	03 Jul 2017	0902_SD016_030717	Normal	NSW_0902_PFAS	<0.0002	0.0022	<0.0002	0.0022	0.0022	<0.0002	<0.0002	<0.0002	<0.0002	<0.001	<0.0002	<0.0002	<0.0002	<0.0002	<0.0002	<0.0002	<0.0002	<0.0002	<0.0005	<0.0005	<0.0005	<0.0005	<0.0005
SD016	15 Jan 2018	0902_SD016_180115	Normal	NSW_0902_PFAS	<0.0002	0.0006	<0.0002	0.0006	0.0006	<0.0002	<0.0002	<0.0002	<0.0002	<0.001	<0.0002	<0.0002	<0.0002	<0.0002	<0.0002	<0.0002	<0.0002	<0.0002	<0.0005	<0.0005	<0.0005	<0.0005	<0.0005
SD016	27 Feb 2018	0902_SD016_270218	Normal	NSW_0902_PFAS	<0.0002	0.0027	<0.0002	0.0027	0.0027	<0.0002	<0.0002	<0.0002	<0.0002	<0.001	<0.0002	<0.0002	<0.0002	<0.0002	<0.0002	<0.0002	<0.0002	<0.0002	<0.0005	<0.0005	<0.0005	<0.0005	<0.0005
SD016	14 Nov 2019	0902_QC204_191114	Interlab_D	NSW_0902_PFASOMP	<0.001	0.004	<0.001	0.004	-	<0.001	<0.001	<0.001	<0.001	<0.002	<0.002	<0.001	<0.001	<0.001	<0.001	<0.002	<0.002	<0.002	<0.002	<0.001	<0.001	<0.001	<0.002
SD016	14 Nov 2019	0902_SD016_191114	Normal	NSW_0902_PFASOMP	<0.0002	0.0005	<0.0002	0.0005	0.0005	<0.0002	<0.0002	<0.0002	<0.0002	<0.001	<0.0002	<0.0002	<0.0002	<0.0002	<0.0002	<0.0002	<0.0002	<0.0002	<0.0005	<0.0005	<0.0005	<0.0005	<0.0005
SD016	14 May 2020	0902_SD016_200514	Normal	NSW_0902_PFASOMP	<0.0002	0.0037	<0.0002	0.0037	0.0037	<0.0002	<0.0002	<0.0002	<0.0002	<0.001	<0.0002	<0.0002	<0.0002	<0.0002	<0.0002	<0.0002	<0.0002	<0.0002	<0.0005	<0.0005	<0.0005	<0.0005	<0.0005
SD016	13 Nov 2020	0902_SD016_201113	Normal	NSW_0902_PFASOMP	<0.0002	0.0015	<0.0002	0.0015	0.0015	<0.0002	<0.0002	<0.0002	<0.0002	<0.001	<0.0002	<0.0002	<0.0002	<0.0002	<0.0002	<0.0002	<0.0002	<0.0002	<0.0005	<0.0005	<0.0005	<0.0005	<0.0005
SD016	05 May 2021	0902_SD016_210505	Normal	NSW_0902_PFASOMP	0.0005	0.008	0.0006	0.0086	0.0091	<0.0002	<0.0002	<0.0002	<0.0002	<0.001	<0.0002	<0.0002	<0.0002	<0.0002	<0.0002	<0.0002	<0.0002	<0.0002	<0.0005	<0.0005	<0.0005	<0.0005	<0.0005
SD016	29 Nov 2021	0902_SD016_211129	Normal	NSW_0902_PFASOMP	<0.0002	0.0027	<0.0002	0.0027	0.0027	<0.0002	<0.0002	<0.0002	<0.0002	<0.001	<0.0002	<0.0002	<0.0002	<0.0002	<0.0002	<0.0002	<0.0002	<0.0002	<0.0005	<0.0005	<0.0005	<0.0005	<0.0005
SD016	30 May 2022	0902_SD016_220530	Normal	NSW_0902_PFASOMP	<0.0002	0.0009	<0.0002	0.0009	0.0009	<0.0002	<0.0002	<0.0002	<0.0002	<0.001	<0.0002	<0.0002	<0.0002	<0.0002	<0.0002	<0.0002	<0.0002	<0.0002	<0.0005	<0.0005	<0.0005	<0.0005	<0.0005
SD016	10 Nov 2022	0902_SD016_221110	Normal	NSW_0902_PFASOMP	<0.0002	0.0069	0.0004	0.0073	0.0073	<0.0002	<0.0002	<0.0002	<0.0002	<0.001	<0.0002	<0.0002	<0.0002	<0.0002	<0.0002	<0.0002	<0.0002	<0.0002	<0.0005	<0.0005	<0.0005	<0.0005	<0.0005
SD016	10 May 2023	0902_SD016_230510	Normal	NSW_0902_PFASOMP_23	<0.0002	0.0042	0.0005	0.0047	0.0047	<0.0002	<0.0002	<0.0002	<0.0002	<0.001	<0.0002	<0.0002	<0.0002	<0.0002	<0.0002	<0.0002	<0.0002	<0.0002	<0.0005	<0.0005	<0.0005	<0.0005	<0.0005
SD016	23 Nov 2023	0902_SD016_231123	Normal	NSW_0902_PFASOMP_23	<0.0002	0.0079	0.0006	0.0085	0.0085	<0.0002	<0.0002	<0.0002	<0.0002	<0.001	<0.0002	<0.0002	<0.0002	<0.0002	<0.0002	<0.0002	<0.0002	<0.0002	<0.0005	<0.0005	<0.0005	<0.0005	<0.0005
SD018	04 Jul 2017	0902_SD018_040717	Normal	NSW_0902_PFAS	0.0013	0.0235	0.0014	0.0249	0.035	<0.0002	<0.0002	0.0002	0.0004	<0.001	0.0005	0.0005	0.0005	0.0011	0.0037	0.0012	0.0003	<0.0002	<0.0005	<0.0005	<0.0005	<0.0005	<0.0005
SD018	27 Feb 2018	0902_SD018_270218	Normal	NSW_0902_PFAS	0.0004	0.002	<0.0002	0.002	0.003	<0.0002	<0.0002	<0.0002	<0.0002	<0.001	<0.0002	0.0004	0.0002	<0.0002	<0.0002	<0.0002	<0.0002	<0.0002	<0.0005	<0.0005	<0.0005	<0.0005	<0.0005
SD018	25 Nov 2019	0902_QC110_191125	Field_D	NSW_0902_PFASOMP	0.0005	0.006	0.0004	0.0064	0.0096	<0.0002	<0.0002	<0.0002	<0.0002	<0.001	0.0007	0.0011	0.0003	0.0002	0.0004	<0.0002	<0.0002	<0.0002	<0.0005	<0.0005	<0.0005	<0.0005	<0.0005
SD018	25 Nov 2019	0902_SD018_191125	Normal	NSW_0902_PFASOMP	0.0005	0.0071	0.0004	0.0075	0.0103	<0.0002	<0.0002	<0.0002	<0.0002	<0.001	0.0006	0.0009	0.0002	0.0002	0.0004	<0.0002	<0.0002	<0.0002	<0.0005	<0.0005	<0.0005	<0.0005	<0.0005
SD018	15 May 2020	0902_SD018_200515	Normal	NSW_0902_PFASOMP	<0.0005	<0.0005	<0.0005	<0.0005	0.0015	<0.0005	<0.0005	<0.0005	<0.0005	<0.001	<0.0005	<0.0005	<0.0005	<0.0005	<0.0005	0.0008	0.0007	<0.0005	<0.0012	<0.0005	<0.0005	<0.0005	<0.0005
SD018	13 Nov 2020	0902_SD018_201113	Normal	NSW_0902_PFASOMP	<0.0002	0.0009	0.0004	0.0013	0.0026	<0.0002	<0.0002	<0.0002	<0.0002	<0.001	0.001	0.0003	<0.0002	<0.0002	<0.0002	<0.0002	<0.0002	<0.0002	<0.0005	<0.0005	<0.0005	<0.0005	<0.0005

Table T10 - Historical Sediment Analytical Results

					PFAS					PFAS - Perfluoroalkyl Sulfonic Acids				PFAS - Perfluoroalkyl Carboxylic Acids										PFAS - (n:2) Fluorotelomer Sulfonic Acids			
					Perfluorooctanoic acid (PFOA)	Perfluorooctane sulfonic acid (PFOS)	Perfluorohexane sulfonic acid (PFHxS)	Sum of PFHxS and PFOS	Sum of PFAS	Perfluorobutane sulfonic acid (PFBS)	Perfluoropentane sulfonic acid (PFPeS)	Perfluoroheptane sulfonic acid (PFHpS)	Perfluorodecane sulfonic acid (PFDS)	Perfluorobutanoic acid (PFBA)	Perfluoropentanoic acid (PFPeA)	Perfluorohexanoic acid (PFHxA)	Perfluoroheptanoic acid (PFHpA)	Perfluorononanoic acid (PFNA)	Perfluorodecanoic acid (PFDA)	Perfluoroundecanoic acid (PFUnDA)	Perfluorododecanoic acid (PFDoDA)	Perfluorotridecanoic acid (PFTrDA)	Perfluorotetradecanoic acid (PFTeDA)	4:2 Fluorotelomer sulfonic acid (4:2 FTS)	6:2 Fluorotelomer sulfonic acid (6:2 FTS)	8:2 Fluorotelomer sulfonic acid (8:2 FTS)	10:2 Fluorotelomer sulfonic acid (10:2 FTS)
					mg/kg	mg/kg	mg/kg	mg/kg	mg/kg	mg/kg	mg/kg	mg/kg	mg/kg	mg/kg	mg/kg	mg/kg	mg/kg	mg/kg	mg/kg	mg/kg	mg/kg	mg/kg	mg/kg	mg/kg	mg/kg	mg/kg	mg/kg
SD018	29 Nov 2021	0902_SD018_211129	Normal	NSW_0902_PFASOMP	<0.0002	0.0005	<0.0002	0.0005	0.0005	<0.0002	<0.0002	<0.0002	<0.0002	<0.001	<0.0002	<0.0002	<0.0002	<0.0002	<0.0002	<0.0002	<0.0002	<0.0002	<0.0005	<0.0005	<0.0005	<0.0005	<0.0005
SD018	31 May 2022	0902_SD018_220531	Normal	NSW_0902_PFASOMP	<0.0002	0.0004	<0.0002	0.0004	0.0004	<0.0002	<0.0002	<0.0002	<0.0002	<0.001	<0.0002	<0.0002	<0.0002	<0.0002	<0.0002	<0.0002	<0.0002	<0.0002	<0.0005	<0.0005	<0.0005	<0.0005	<0.0005
SD018	07 Nov 2022	0902_SD018_221107	Normal	NSW_0902_PFASOMP	<0.0002	0.0022	0.0005	0.0027	0.0027	<0.0002	<0.0002	<0.0002	<0.0002	<0.001	<0.0002	<0.0002	<0.0002	<0.0002	<0.0002	<0.0002	<0.0002	<0.0002	<0.0005	<0.0005	<0.0005	<0.0005	<0.0005
SD018	10 May 2023	0902_SD018_230510	Normal	NSW_0902_PFASOMP_23	<0.0002	0.0002	<0.0002	0.0002	0.0002	<0.0002	<0.0002	<0.0002	<0.0002	<0.001	<0.0002	<0.0002	<0.0002	<0.0002	<0.0002	<0.0002	<0.0002	<0.0002	<0.0005	<0.0005	<0.0005	<0.0005	<0.0005
SD018	27 Nov 2023	0902_SD018_231127	Normal	NSW_0902_PFASOMP_23	<0.0002	0.0013	<0.0002	0.0013	0.0013	<0.0002	<0.0002	<0.0002	<0.0002	<0.001	<0.0002	<0.0002	<0.0002	<0.0002	<0.0002	<0.0002	<0.0002	<0.0002	<0.0005	<0.0005	<0.0005	<0.0005	<0.0005
SD019	04 Jul 2017	0902_SD019_040717	Normal	NSW_0902_PFAS	<0.0002	0.0027	0.0005	0.0032	0.0032	<0.0002	<0.0002	<0.0002	<0.0002	<0.001	<0.0002	<0.0002	<0.0002	<0.0002	<0.0002	<0.0002	<0.0002	<0.0002	<0.0005	<0.0005	<0.0005	<0.0005	<0.0005
SD019	25 Nov 2019	0902_SD019_191125	Normal	NSW_0902_PFASOMP	<0.0002	0.0016	<0.0002	0.0016	0.0016	<0.0002	<0.0002	<0.0002	<0.0002	<0.001	<0.0002	<0.0002	<0.0002	<0.0002	<0.0002	<0.0002	<0.0002	<0.0002	<0.0005	<0.0005	<0.0005	<0.0005	<0.0005
SD019	15 May 2020	0902_SD019_200515	Normal	NSW_0902_PFASOMP	<0.0002	0.0014	<0.0002	0.0014	0.0014	<0.0002	<0.0002	<0.0002	<0.0002	<0.001	<0.0002	<0.0002	<0.0002	<0.0002	<0.0002	<0.0002	<0.0002	<0.0002	<0.0005	<0.0005	<0.0005	<0.0005	<0.0005
SD019	13 Nov 2020	0902_SD019_201113	Normal	NSW_0902_PFASOMP	<0.0002	0.0014	<0.0002	0.0014	0.0014	<0.0002	<0.0002	<0.0002	<0.0002	<0.001	<0.0002	<0.0002	<0.0002	<0.0002	<0.0002	<0.0002	<0.0002	<0.0002	<0.0005	<0.0005	<0.0005	<0.0005	<0.0005
SD019	07 May 2021	0902_SD019_210507	Normal	NSW_0902_PFASOMP	0.0002	0.0036	0.0006	0.0042	0.0044	<0.0002	<0.0002	<0.0002	<0.0002	<0.001	<0.0002	<0.0002	<0.0002	<0.0002	<0.0002	<0.0002	<0.0002	<0.0002	<0.0005	<0.0005	<0.0005	<0.0005	<0.0005
SD019	29 Nov 2021	0902_SD019_211129	Normal	NSW_0902_PFASOMP	<0.0002	0.0056	0.0009	0.0065	0.0065	<0.0002	<0.0002	<0.0002	<0.0002	<0.001	<0.0002	<0.0002	<0.0002	<0.0002	<0.0002	<0.0002	<0.0002	<0.0002	<0.0005	<0.0005	<0.0005	<0.0005	<0.0005
SD019	31 May 2022	0902_SD019_220531	Normal	NSW_0902_PFASOMP	<0.0002	0.0008	<0.0002	0.0008	0.0008	<0.0002	<0.0002	<0.0002	<0.0002	<0.001	<0.0002	<0.0002	<0.0002	<0.0002	<0.0002	<0.0002	<0.0002	<0.0002	<0.0005	<0.0005	<0.0005	<0.0005	<0.0005
SD019	07 Nov 2022	0902_SD019_221107	Normal	NSW_0902_PFASOMP	<0.0002	0.0023	<0.0002	0.0023	0.0023	<0.0002	<0.0002	<0.0002	<0.0002	<0.001	<0.0002	<0.0002	<0.0002	<0.0002	<0.0002	<0.0002	<0.0002	<0.0002	<0.0005	<0.0005	<0.0005	<0.0005	<0.0005
SD019	10 May 2023	0902_SD019_230510	Normal	NSW_0902_PFASOMP_23	<0.0002	0.0005	<0.0002	0.0005	0.0005	<0.0002	<0.0002	<0.0002	<0.0002	<0.001	<0.0002	<0.0002	<0.0002	<0.0002	<0.0002	<0.0002	<0.0002	<0.0002	<0.0005	<0.0005	<0.0005	<0.0005	<0.0005
SD019	27 Nov 2023	0902_SD019_231127	Normal	NSW_0902_PFASOMP_23	<0.0002	0.0012	<0.0002	0.0012	0.0012	<0.0002	<0.0002	<0.0002	<0.0002	<0.001	<0.0002	<0.0002	<0.0002	<0.0002	<0.0002	<0.0002	<0.0002	<0.0002	<0.0005	<0.0005	<0.0005	<0.0005	<0.0005
SD020	13 Nov 2017	0902_SD20_131117	Normal	NSW_0902_PFAS	<0.0002	<0.0002	<0.0002	<0.0002	<0.0002	<0.0002	<0.0002	<0.0002	<0.0002	<0.001	<0.0002	<0.0002	<0.0002	<0.0002	<0.0002	<0.0002	<0.0002	<0.0002	<0.0005	<0.0005	<0.0005	<0.0005	<0.0005
SD020	25 Nov 2019	0902_SD020_191125	Normal	NSW_0902_PFASOMP	<0.0002	<0.0002	<0.0002	<0.0002	<0.0002	<0.0002	<0.0002	<0.0002	<0.0002	<0.001	<0.0002	<0.0002	<0.0002	<0.0002	<0.0002	<0.0002	<0.0002	<0.0002	<0.0005	<0.0005	<0.0005	<0.0005	<0.0005
SD020	15 May 2020	0902_SD020_200515	Normal	NSW_0902_PFASOMP	<0.0002	<0.0002	<0.0002	<0.0002	<0.0002	<0.0002	<0.0002	<0.0002	<0.0002	<0.001	<0.0002	<0.0002	<0.0002	<0.0002	<0.0002	<0.0002	<0.0002	<0.0002	<0.0005	<0.0005	<0.0005	<0.0005	<0.0005
SD020	13 Nov 2020	0902_SD020_201113	Normal	NSW_0902_PFASOMP	<0.0002	<0.0002	<0.0002	<0.0002	<0.0002	<0.0002	<0.0002	<0.0002	<0.0002	<0.001	<0.0002	<0.0002	<0.0002	<0.0002	<0.0002	<0.0002	<0.0002	<0.0002	<0.0005	<0.0005	<0.0005	<0.0005	<0.0005
SD020	07 May 2021	0902_SD020_210507	Normal	NSW_0902_PFASOMP	<0.0002	0.0055	<0.0002	0.0055	0.0055	<0.0002	<0.0002	<0.0002	<0.0002	<0.001	<0.0002	<0.0002	<0.0002	<0.0002	<0.0002	<0.0002	<0.0002	<0.0002	<0.0005	<0.0005	<0.0005	<0.0005	<0.0005
SD020	29 Nov 2021	0902_SD020_211129	Normal	NSW_0902_PFASOMP	<0.0002	0.0047	<0.0002	0.0047	0.0047	<0.0002	<0.0002	<0.0002	<0.0002	<0.001	<0.0002	<0.0002	<0.0002	<0.0002	<0.0002	<0.0002	<0.0002	<0.0002	<0.0005	<0.0005	<0.0005	<0.0005	<0.0005
SD020	31 May 2022	0902_SD020_220531	Normal	NSW_0902_PFASOMP	<0.0002	0.0007	<0.0002	0.0007	0.0007	<0.0002	<0.0002	<0.0002	<0.0002	<0.001	<0.0002	<0.0002	<0.0002	<0.0002	<0.0002	<0.0002	<0.0002	<0.0002	<0.0005	<0.0005	<0.0005	<0.0005	<0.0005
SD020	07 Nov 2022	0902_SD020_221107	Normal	NSW_0902_PFASOMP	<0.0002	0.0007	<0.0002	0.0007	0.0007	<0.0002	<0.0002	<0.0002	<0.0002	<0.001	<0.0002	<0.0002	<0.0002	<0.0002	<0.0002	<0.0002	<0.0002	<0.0002	<0.0005	<0.0005	<0.0005	<0.0005	<0.0005
SD020	10 May 2023	0902_SD020_230510	Normal	NSW_0902_PFASOMP_23	<0.0002	<0.0002	<0.0002	<0.0002	<0.0002	<0.0002	<0.0002	<0.0002	<0.0002	<0.001	<0.0002	<0.0002	<0.0002	<0.0002	<0.0002	<0.0002	<0.0002	<0.0002	<0.0005	<0.0005	<0.0005	<0.0005	<0.0005
SD020	27 Nov 2023	0902_SD020_231127	Normal	NSW_0902_PFASOMP_23	<0.0002	0.0012	<0.0002	0.0012	0.0012	<0.0002	<0.0002	<0.0002	<0.0002	<0.001	<0.0002	<0.0002	<0.0002	<0.0002	<0.0002	<0.0002	<0.0002	<0.0002	<0.0005	<0.0005	<0.0005	<0.0005	<0.0005
SD022	13 Nov 2017	0902_SD22_131117	Normal	NSW_0902_PFAS	<0.0002	0.0014	<0.0002	0.0014	0.0101	<0.0002	<0.0002	<0.0002	0.0058	<0.001	<0.0002	<0.0002	<0.0002	<0.0002	<0.0002	<0.0002	0.0002	<0.0002	<0.0005	<0.0005	<0.0005	<0.0005	<0.0005
SD022	15 Nov 2019	0902_QC108_191115	Field_D	NSW_0902_PFASOMP	<0.0002	0.0003	<0.0002	0.0003	0.0003	<0.0002	<0.0002	<0.0002	<0.0002	<0.001	<0.0002	<0.0002	<0.0002	<0.0002	<0.0002	<0.0002	<0.0002	<0.0002	<0.0005	<0.0005	<0.0005	<0.0005	<0.0005
SD022	15 Nov 2019	0902_SD022_191115	Normal	NSW_0902_PFASOMP	<0.0002	0.0004	<0.0002	0.0004	0.0004	<0.0002	<0.0002	<0.0002	<0.0002	<0.001	<0.0002	<0.0002	<0.0002	<0.0002	<0.0002	<0.0002	<0.0002	<0.0002	<0.0005	<0.0005	<0.0005	<0.0005	<0.0005
SD022	15 May 2020	0902_SD022_200515	Normal	NSW_0902_PFASOMP	<0.0005	0.0037	<0.0005	0.0037	0.0068	<0.0005	<0.0005	<0.0005	<0.0005	<0.001	<0.0005	<0.0005	<0.0005	<0.0005	<0.0005	0.0017	0.0014	<0.0005	<0.0012	<0.0005	<0.0005	<0.0005	<0.0005
SD022	13 Nov 2020	0902_SD022_201113	Normal	NSW_0902_PFASOMP	0.0003	0.0047	0.0004	0.0051	0.0144	<0.0002	<0.0002	<0.0002	0.0068	<0.001	<0.0002	<0.0002	<0.0002	<0.0002	0.0008	0.0003	0.0005	<0.0002	<0.0005	<0.0005	<0.0005	<0.0005	<0.0005
SD022	05 May 2021	0902_SD022_210505	Normal	NSW_0902_PFASOMP	0.0002	0.0036	0.0003	0.0039	0.0095	<0.0002	<0.0002	<0.0002	0.0032	<0.001	<0.0002	<0.0002	<0.0002	<0.0002	0.0005	<0.0002	0.0005	<0.0002	<0.0005	<0.0005	<0.0005	<0.0005	<0.0005
SD022	29 Nov 2021	0902_SD022_211129	Normal	NSW_0902_PFASOMP	<0.0002	0.0027	0.0003	0.003	0.0045	<0.0002	<0.0002	<0.0002	0.0012	<0.001	<0.0002	<0.0002	<0.0002	<0.0002	<0.0002	<0.0002	0.0003	<0.0002	<0.0005	<0.0005	<0.0005	<0.0005	<0.0005
SD022	30 May 2022	0902_SD022_220530	Normal	NSW_0902_PFASOMP	<0.0002	0.0006	<0.0002	0.0006	0.0006	<0.0002	<0.0002	<0.0002	<0.0002	<0.001	<0.0002	<0.0002	<0.0002	<0.0002	<0.0002	<0.0002	<0.0002	<0.0002	<0.0005	<0.0005	<0.0005	<0.0005	<0.0005
SD022	03 Nov 2022	0902_QC102_221103	Field_D	NSW_0902_PFASOMP	<0.0002	0.01	0.0016	0.0116	0.0211	0.0002	<0.0002	<0.0002	0.0035	<0.001	<0.0002	<0.0002	<0.0002	<0.0002	0.0006	<0.0002	<0.0002	<0.0002	<0.0005	<0.0005	<0.0005	<0.0005	<0.0005
SD022	03 Nov 2022	0902_QC202_221103	Interlab_D	NSW_0902_PFASOMP	<0.0001	0.0068	0.0009	0.0077	0.017	0.0001	0.0001	<0.0001	0.0053	<0.0002	<0.0002	0.0001	<0.0001	<0.0001	<0.0005	<0.0005	<0.0005	<0.0005	<0.005	<0.0001	<0.0001	<0.0002	<0.0002
SD022	03 Nov 2022	0902_SD022_221103	Normal	NSW_0902_PFASOMP	<0.0002	0.0049	0.0007	0.0056	0.0075	<0.0002	<0.0002	<0.0002	0.0011	<0.001	<0.0002	<0.0002	<0.0002	<0.0002	0.0003	<0.0002	<0.0002	<0.0002	<0.0005	<0.0005	<0.0005	<0.0005	<0.0005
SD022	09 May 2023	0902_SD022_230509	Normal	NSW_0902_PFASOMP_23	<0.0002	0.0006	<0.0002	0.0006	0.0006	<0.0002	<0.0002	<0.0002	<0.0002	<0.001	<0.0002	<0.0002	<0.0002	<0.0002	<0.0002	<0.0002	<0.0002	<0.0002	<0.0005	<0.0005	<0.0005	<0.0005	<0.0005
SD022	24 Nov 2023	0902_QC110_231124	Field_D	NSW_0902_PFASOMP_23	<0.0002	0.0004	<0.0002	0.0004	0.0004	<0.0002	<0.0002	<0.0002	<0.0002	<0.001	<0.0002	<0.0002	<0.0002	<0.0002	<0.0002	<0.0002	<0.0002	<0.0002	<0.0005	<0.0005	<0.0005	<0.0005	<0.0005
SD022	24 Nov 2023	0902_QC210_231124	Interlab_D	NSW_0902_PFASOMP_23	<0.0001	0.0008	<0.0001	0.0008	0.001	<0.0001	<0.0001	<0.0001	0.0002	<0.0002	<0.0002	<0.0001	<0.0001	<0.0001	<0.0005	<0.0005	<0.0005	<0.0005	<0.005	<0.0001	<0.0001	<0.0002	<0.0002
SD022	24 Nov 2023	0902_SD022_231124	Normal	NSW_0902_PFASOMP_23	<0.0002	0.0007	<0.0002	0.0007	0.0007	<0.0002	<0.0002	<0.0002	<0.0002	<0.001	<0.0002	<0.0002	<0.0002	<0.0002	<0.0002	<0.0002	<0.0002	<0.0002	<0.0005	<0.0005	<0.0005	<0.0005	<0.0005
SD023	13 Nov 2017	0902_QC180_131117	Field_D	NSW_0902_PFAS	<0.0002	0.0126	0.0008	0.0134	0.0145	<0.0002	<0.0002	<0.0002	<0.0002	<0.001	0.0002	<0.0002	<0.0002	<0.0002	0.0002	0.0003	0.0004	<0.0002	<0.0005	<0.0005	<0.0005	<0.0005	<0.0005
SD023	13 Nov 2017	0902_SD23_131117	Normal	NSW_0902_PFAS	<0.0002	0.0158	0.0008	0.0166	0.0194	<0.0002	<0.0002	<0.0002	<0.0002	<0.001	0.0002	0.0003	<0.0002	<0.0002	0.0002	0.0005	0.0006	<0.0002	<0.0005	<0.0005	<0.0005	0.001	<0.0005
SD023	15 Jan 2018	0902_QC111_180115	Field_D	NSW_0902_PFAS	<0.0002	0.0006	<0.0002	0.0006	0.0006	<0.0002	<0.0002	<0.0002	<0.0002	<0.001	<0.0002	<0.0002	<0.0002	<0.0002	<0.0002	<0.0002	<0.0002	<0.0002	<0.0005	<0.0005	<0.0005	<0.0005	<0.0005
SD023	15 Jan 2018	0902_SD023_180115	Normal	NSW_0902_PFAS	<0.0002	0.0004	<0.0002	0.0004	0.0004	<0.0002	<0.0002	<0.0002	<0.0002	<0.001	<0.0002	<0.0002	<0.0002	<0.0002	<0.0002	<0.0002	<0.0002	<0.0002	<0.0005	<0.0005	<0.0005	<0.0005	<0.0005
SD023	11 Nov 2019	0902_SD023_191111	Normal	NSW_0902_PFASOMP	<0.0002	0.0075	0.0006	0.0081	0.0089	<0.0002	<0.0002	<0.0002	<0.0002	<0.001	0.0003	0.0003	<0.0002	<0.0002	<0.0002	0.0002	<0.0002	<0.0002	<0.0005	<0.0005	<0.0005	<0.0005	<0.0005
SD023	15 May 2020	0902_SD023_200515	Normal	NSW_0902_PFASOMP	0.0005	0.0312	0.0008	0.032	0.0373	<0.0002	<0.0002	<0.0002	0.0003	0.002	<0.0002	0.0004	<0.0002	0.0004	0.0004	0.0004	0.0005	<0.0002	<0.0005	<0.0005	<0.0005	<0.0005	<0.0005
SD023	13 Nov 2020	0902_SD023_201113	Normal	NSW_0902_PFASOMP	<0.0002	0.0019	0.0002	0.0021	0.0021	<0.0002	<0.0002	<0.0002	<0.0002	<0.001	<0.0002	<0.0002	<0.0002	<0.0002	<0.0002	<0.0002	<0.0002	<0.0002	<0.0005	<0.0005	<0.0005	<0.0005	<0.0005
SD023	25 Nov 2021	0902_QC109_211125	Field_D	NSW_0902_PFASOMP	<0.0002	0.0087	0.0003	0.009	0.009	<0.0002	<0.0002	<0.0002	<0.0002	<0.001	<0.0002	<0.0002	<0.0002	<0.0002	<0.0002	<0.0002	<0.0002	<0.0002	<0.0005	<0.0005	<0.0005	<0.0005	<0.0005
SD023	25 Nov 2021	0902_SD023_211125	Normal	NSW_0902_PFASOMP	<0.0002	0.0094	0.0004	0.0098	0.0098	<0.0002	<0.0002	<0.0002	<0.0002	<0.001	<0.0002	<0.0002	<0.0002	<0.0002	<0.0002	<0.0002	<0.0002	<0.0002	<0.0005	<0.0005	<0.0005	<0.0005	<0.0005
SD023	31 May 2022	0902_SD023_220531	Normal	NSW_0902_PFASOMP	<0.0002	0.0003	<0.0002	0.0003	0.0003	<0.0002	<0.0002	<0.0002	<0.0002	<0.001	<0.0002	<0.0002	<0.0002	<0.0002	<0.0002	<0.0002	<0.0002	<0.0002	<0.0005	<0.0005	<0.0005	<0.0005	<0.0005
SD023	07 Nov 2022	0902_QC110_221107	Field_D	NSW_0902_PFASOMP	<0.0002	0.002	0.0004	0.0024	0.0024	<0.0002	<0.0002	<0.0002	<0.0002	<0.001	<0.0002	<0.0002	<0.0002	<0.0002	<0.0002	<0.0002	<0.0002	<0.0002	<0.0005	<0.0005	<0.0005	<0.0005	<0.0005
SD023	07 Nov 2022	0902_SD023_221107	Normal	NSW_0902_PFASOMP	<0.0002	0.0023	0.0005	0.0028	0.0028	<0.0002	<0.0002	<0.0002	<0.0002	<0.001	<0.0002	<0.0002	<0.0002	<0.0002	<0.0002	<0.0002	<0.0002	<0.0002	<0.0005	<0.0005	<0.0005	<0.0005	<0.0005
SD023	10 May 2023	0902_SD023_230510	Normal	NSW_0902_PFASOMP_23	<0.0002	0.0004	<0.0002	0.0004	0.0004	<0.0002	<0.0002	<0.0002	<0.0002	<0.001	<0.0002	<0.0002	<0.0002	<0.0002	<0.0002	<0.0002	<0.0002	<0.0002	<0.0005	<0.0005	<0.0005	<0.0005	<0.0005
SD023	24 Nov 2023	0902_SD023_231124	Normal	NSW_0902_PFASOMP_23	<0.0002	0.0089	0.0006	0.0095	0.0098	<0.0002	<0.0002	<0.0002	0.0003	<0.001	<0.0002	<0.0002	<0.0002	<0.0002	<0.0002	<0.0002	<0.0002	<0.0002	<0.0005	<0.0005	<0.0005	<0.0005	<0.0005
SD024	13 Nov 2017	0902_SD24_131117	Normal	NSW_0902_PFAS	<0.0002	<0.0002	<0.0002	<0.0002	<0.0002	<0.0002	<0.0002	<0.0002	<0.0002	<0.001	<0.0002	<0.0002	<0.0002	<0.0002	<0.0002	<0.0002	<0.0002	<0.0002	<0.0005	<0.0005	<0.0005	<0.0005	<0.0005
SD024	15 Nov 2019	0902_SD024_191115	Normal	NSW_0902_PFASOMP	<0.0002	<0.0002	<0.0002	<0.0002	<0.0002	<0.0002	<0.0002	<0.0002	<0.0002	<0.001	<0.0002	<0.0002	<0.0002	<0.0002	<0.0002	<0.0002	<0.0002	<0.0002	<0.0005	<0.0005	<0.0005	<0.0005	<0.0005
SD024	14 May 2020	0902_SD024_200514	Normal	NSW_0902_PFASOMP	<0.0002	<0.0002	<0.0002	<0.0002	<0.0002	<0.0002	<0.0002	<0.0002	<0.0002	<0.001	<0.0002	<0.0002	<0.0002	<0.0002	<0.0002	<0.0002	<0.0002	<0.0002	<0.0005	<0.0005	<0.0005	<0.0005	<0.0005
SD024	12 Nov 2020	0902_SD024_201112	Normal	NSW_0902_PFASOMP	<0.0002	<0.0002	<0.0002	<0.0002	<0.0002	<0.0002	<0.0002	<0.0002	<0.0002	<0.001	<0.0002	<0.0002	<0.0002	<0.0002	<0.0002	<0.0002	<0.0002	<0.0002	<0.0005	<0.0005	<0.0005	<0.0005	<0.0005
SD024	05 May 2021	0902_SD024_210505	Normal	NSW_0902_PFASOMP	<0.0002	<0.0002	<0.0002	<0.0002	<0.0002	<0.0002	<0.0002	<0.0002	<0.0002	<0.001	<0.0002	<0.0002	<0.0002	<0.0002	<0.0002	<0.0002	<0.0002	<0.0002	<0.0005	<0.0005	<0.0005	<0.0005	<0.0005

Table T10 - Historical Sediment Analytical Results

					PFAS					PFAS - Perfluoroalkyl Sulfonic Acids				PFAS - Perfluoroalkyl Carboxylic Acids										PFAS - (n:2) Fluorotelomer Sulfonic Acids			
					Perfluorooctanoic acid (PFOA)	Perfluorooctane sulfonic acid (PFOS)	Perfluorohexane sulfonic acid (PFHxS)	Sum of PFHxS and PFOS	Sum of PFAS	Perfluorobutane sulfonic acid (PFBS)	Perfluoropentane sulfonic acid (PFPeS)	Perfluoroheptane sulfonic acid (PFHpS)	Perfluorodecane sulfonic acid (PFDS)	Perfluorobutanoic acid (PFBA)	Perfluoropentanoic acid (PFPeA)	Perfluorohexanoic acid (PFHxA)	Perfluoroheptanoic acid (PFHpA)	Perfluorononanoic acid (PFNA)	Perfluorodecanoic acid (PFDA)	Perfluoroundecanoic acid (PFUnDA)	Perfluorododecanoic acid (PFDoDA)	Perfluorotridecanoic acid (PFTrDA)	Perfluorotetradecanoic acid (PFTeDA)	4:2 Fluorotelomer sulfonic acid (4:2 FTS)	6:2 Fluorotelomer sulfonic acid (6:2 FTS)	8:2 Fluorotelomer sulfonic acid (8:2 FTS)	10:2 Fluorotelomer sulfonic acid (10:2 FTS)
					mg/kg	mg/kg	mg/kg	mg/kg	mg/kg	mg/kg	mg/kg	mg/kg	mg/kg	mg/kg	mg/kg	mg/kg	mg/kg	mg/kg	mg/kg	mg/kg	mg/kg	mg/kg	mg/kg	mg/kg	mg/kg	mg/kg	mg/kg
SD024	26 Nov 2021	0902_SD024_211126	Normal	NSW_0902_PFASOMP	<0.0002	<0.0002	<0.0002	<0.0002	<0.0002	<0.0002	<0.0002	<0.0002	<0.0002	<0.001	<0.0002	<0.0002	<0.0002	<0.0002	<0.0002	<0.0002	<0.0002	<0.0002	<0.0005	<0.0005	<0.0005	<0.0005	<0.0005
SD024	31 May 2022	0902_SD024_220531	Normal	NSW_0902_PFASOMP	<0.0002	0.0009	<0.0002	0.0009	0.0012	<0.0002	<0.0002	<0.0002	<0.0002	<0.001	<0.0002	0.0003	<0.0002	<0.0002	<0.0002	<0.0002	<0.0002	<0.0002	<0.0005	<0.0005	<0.0005	<0.0005	<0.0005
SD024	03 Nov 2022	0902_SD024_221103	Normal	NSW_0902_PFASOMP	<0.0002	<0.0002	<0.0002	<0.0002	<0.0002	<0.0002	<0.0002	<0.0002	<0.0002	<0.001	<0.0002	<0.0002	<0.0002	<0.0002	<0.0002	<0.0002	<0.0002	<0.0002	<0.0005	<0.0005	<0.0005	<0.0005	<0.0005
SD024	09 May 2023	0902_SD024_230509	Normal	NSW_0902_PFASOMP_23	<0.0002	0.0005	<0.0002	0.0005	0.0005	<0.0002	<0.0002	<0.0002	<0.0002	<0.001	<0.0002	<0.0002	<0.0002	<0.0002	<0.0002	<0.0002	<0.0002	<0.0002	<0.0005	<0.0005	<0.0005	<0.0005	<0.0005
SD024	27 Nov 2023	0902_SD024_231127	Normal	NSW_0902_PFASOMP_23	<0.0002	<0.0002	<0.0002	<0.0002	<0.0002	<0.0002	<0.0002	<0.0002	<0.0002	<0.001	<0.0002	<0.0002	<0.0002	<0.0002	<0.0002	<0.0002	<0.0002	<0.0002	<0.0005	<0.0005	<0.0005	<0.0005	<0.0005
SD030	17 Nov 2013	0902_QC281_131117	Interlab_D	NSW_0902_PFAS	<0.0001	<0.0001	<0.0001	<0.0001	-	<0.0001	<0.0001	<0.0001	<0.0002	<0.0002	<0.0002	<0.0001	<0.0001	<0.0001	<0.0005	<0.0005	<0.0005	<0.0005	<0.005	<0.0001	<0.0001	<0.0001	<0.0001
SD030	13 Nov 2017	0902_SD30_131117	Normal	NSW_0902_PFAS	<0.0002	<0.0002	<0.0002	<0.0002	<0.0002	<0.0002	<0.0002	<0.0002	<0.0002	<0.001	<0.0002	<0.0002	<0.0002	<0.0002	<0.0002	<0.0002	<0.0002	<0.0002	<0.0005	<0.0005	<0.0005	<0.0005	<0.0005
SD030	18 Jan 2018	0902_SD030_180118	Normal	NSW_0902_PFAS	<0.0002	<0.0002	<0.0002	<0.0002	<0.0002	<0.0002	<0.0002	<0.0002	<0.0002	<0.001	<0.0002	<0.0002	<0.0002	<0.0002	<0.0002	<0.0002	<0.0002	<0.0002	<0.0005	<0.0005	<0.0005	<0.0005	<0.0005
SD030	27 Feb 2018	0902_SD030_270218	Normal	NSW_0902_PFAS	<0.0002	<0.0002	<0.0002	<0.0002	<0.0002	<0.0002	<0.0002	<0.0002	<0.0002	<0.001	<0.0002	<0.0002	<0.0002	<0.0002	<0.0002	<0.0002	<0.0002	<0.0002	<0.0005	<0.0005	<0.0005	<0.0005	<0.0005
SD030	15 Nov 2019	0902_SD030_191115	Normal	NSW_0902_PFASOMP	<0.0002	0.0003	<0.0002	0.0003	0.0003	<0.0002	<0.0002	<0.0002	<0.0002	<0.001	<0.0002	<0.0002	<0.0002	<0.0002	<0.0002	<0.0002	<0.0002	<0.0002	<0.0005	<0.0005	<0.0005	<0.0005	<0.0005
SD030	15 May 2020	0902_SD030_200515	Normal	NSW_0902_PFASOMP	<0.0002	<0.0002	<0.0002	<0.0002	<0.0002	<0.0002	<0.0002	<0.0002	<0.0002	<0.001	<0.0002	<0.0002	<0.0002	<0.0002	<0.0002	<0.0002	<0.0002	<0.0002	<0.0005	<0.0005	<0.0005	<0.0005	<0.0005
SD030	13 Nov 2020	0902_SD030_201113	Normal	NSW_0902_PFASOMP	<0.0002	<0.0002	<0.0002	<0.0002	<0.0002	<0.0002	<0.0002	<0.0002	<0.0002	<0.001	<0.0002	<0.0002	<0.0002	<0.0002	<0.0002	<0.0002	<0.0002	<0.0002	<0.0005	<0.0005	<0.0005	<0.0005	<0.0005
SD030	07 May 2021	0902_SD030_210507	Normal	NSW_0902_PFASOMP	<0.0002	<0.0002	<0.0002	<0.0002	<0.0002	<0.0002	<0.0002	<0.0002	<0.0002	<0.001	<0.0002	<0.0002	<0.0002	<0.0002	<0.0002	<0.0002	<0.0002	<0.0002	<0.0005	<0.0005	<0.0005	<0.0005	<0.0005
SD030	29 Nov 2021	0902_SD030_211129	Normal	NSW_0902_PFASOMP	<0.0002	<0.0002	<0.0002	<0.0002	<0.0002	<0.0002	<0.0002	<0.0002	<0.0002	<0.001	<0.0002	<0.0002	<0.0002	<0.0002	<0.0002	<0.0002	<0.0002	<0.0002	<0.0005	<0.0005	<0.0005	<0.0005	<0.0005
SD030	31 May 2022	0902_SD030_220531	Normal	NSW_0902_PFASOMP	<0.0002	<0.0002	<0.0002	<0.0002	<0.0002	<0.0002	<0.0002	<0.0002	<0.0002	<0.001	<0.0002	<0.0002	<0.0002	<0.0002	<0.0002	<0.0002	<0.0002	<0.0002	<0.0005	<0.0005	<0.0005	<0.0005	<0.0005
SD030	07 Nov 2022	0902_QC210_221107	Interlab_D	NSW_0902_PFASOMP	<0.0001	0.0025	0.0003	0.0029	0.0032	<0.0001	<0.0001	<0.0001	0.0004	<0.0002	<0.0002	<0.0001	<0.0001	<0.0001	<0.0005	<0.0005	<0.0005	<0.0005	<0.005	<0.0001	<0.0001	<0.0002	<0.0002
SD030	07 Nov 2022	0902_SD030_221107	Normal	NSW_0902_PFASOMP	<0.0002	<0.0002	<0.0002	<0.0002	<0.0002	<0.0002	<0.0002	<0.0002	<0.0002	<0.001	<0.0002	<0.0002	<0.0002	<0.0002	<0.0002	<0.0002	<0.0002	<0.0002	<0.0005	<0.0005	<0.0005	<0.0005	<0.0005
SD030	10 May 2023	0902_QC108_230510	Field_D	NSW_0902_PFASOMP_23	<0.0002	<0.0002	<0.0002	<0.0002	<0.0002	<0.0002	<0.0002	<0.0002	<0.0002	<0.001	<0.0002	<0.0002	<0.0002	<0.0002	<0.0002	<0.0002	<0.0002	<0.0002	<0.0005	<0.0005	<0.0005	<0.0005	<0.0005
SD030	10 May 2023	0902_QC208_230510	Interlab_D	NSW_0902_PFASOMP_23	<0.0001	0.0001	<0.0001	0.0001	0.0001	<0.0001	<0.0001	<0.0001	<0.0002	<0.0002	<0.0002	<0.0001	<0.0001	<0.0001	<0.0005	<0.0005	<0.0005	<0.0005	<0.005	<0.0001	<0.0001	<0.0002	<0.0002
SD030	10 May 2023	0902_SD030_230510	Normal	NSW_0902_PFASOMP_23	<0.0002	<0.0002	<0.0002	<0.0002	<0.0002	<0.0002	<0.0002	<0.0002	<0.0002	<0.001	<0.0002	<0.0002	<0.0002	<0.0002	<0.0002	<0.0002	<0.0002	<0.0002	<0.0005	<0.0005	<0.0005	<0.0005	<0.0005
SD030	27 Nov 2023	0902_QC112_231127	Field_D	NSW_0902_PFASOMP_23	<0.0002	<0.0002	<0.0002	<0.0002	<0.0002	<0.0002	<0.0002	<0.0002	<0.0002	<0.001	<0.0002	<0.0002	<0.0002	<0.0002	<0.0002	<0.0002	<0.0002	<0.0002	<0.0005	<0.0005	<0.0005	<0.0005	<0.0005
SD030	27 Nov 2023	0902_QC212_231127	Interlab_D	NSW_0902_PFASOMP_23	<0.0001	<0.0001	<0.0001	<0.0001	<0.0001	<0.0001	<0.0001	<0.0001	<0.0002	<0.0002	<0.0002	<0.0001	<0.0001	<0.0001	<0.0005	<0.0005	<0.0005	<0.0005	<0.005	<0.0001	<0.0001	<0.0002	<0.0002
SD030	27 Nov 2023	0902_SD030_231127	Normal	NSW_0902_PFASOMP_23	<0.0002	<0.0002	<0.0002	<0.0002	<0.0002	<0.0002	<0.0002	<0.0002	<0.0002	<0.001	<0.0002	<0.0002	<0.0002	<0.0002	<0.0002	<0.0002	<0.0002	<0.0002	<0.0005	<0.0005	<0.0005	<0.0005	<0.0005
SD035	16 Nov 2017	0902_SD035_161117	Normal	NSW_0902_PFAS	<0.0002	<0.0002	<0.0002	<0.0002	<0.0002	<0.0002	<0.0002	<0.0002	<0.0002	<0.001	<0.0002	<0.0002	<0.0002	<0.0002	<0.0002	<0.0002	<0.0002	<0.0002	<0.0005	<0.0005	<0.0005	<0.0005	<0.0005
SD035	15 Nov 2019	0902_SD035_191115	Normal	NSW_0902_PFASOMP	<0.0002	<0.0002	<0.0002	<0.0002	<0.0002	<0.0002	<0.0002	<0.0002	<0.0002	<0.001	<0.0002	<0.0002	<0.0002	<0.0002	<0.0002	<0.0002	<0.0002	<0.0002	<0.0005	<0.0005	<0.0005	<0.0005	<0.0005
SD035	14 May 2020	0902_SD035_200514	Normal	NSW_0902_PFASOMP	<0.0002	0.0012	<0.0002	0.0012	0.0022	<0.0002	<0.0002	<0.0002	<0.0002	0.001	<0.0002	<0.0002	<0.0002	<0.0002	<0.0002	<0.0002	<0.0002	<0.0002	<0.0005	<0.0005	<0.0005	<0.0005	<0.0005
SD035	13 Nov 2020	0902_SD035_201113	Normal	NSW_0902_PFASOMP	<0.0002	0.0003	<0.0002	0.0003	0.0003	<0.0002	<0.0002	<0.0002	<0.0002	<0.001	<0.0002	<0.0002	<0.0002	<0.0002	<0.0002	<0.0002	<0.0002	<0.0002	<0.0005	<0.0005	<0.0005	<0.0005	<0.0005
SD035	06 May 2021	0902_SD035_210506	Normal	NSW_0902_PFASOMP	<0.0002	0.0021	<0.0002	0.0021	0.0021	<0.0002	<0.0002	<0.0002	<0.0002	<0.001	<0.0002	<0.0002	<0.0002	<0.0002	<0.0002	<0.0002	<0.0002	<0.0002	<0.0005	<0.0005	<0.0005	<0.0005	<0.0005
SD035	25 Nov 2021	0902_SD035_211125	Normal	NSW_0902_PFASOMP	<0.0002	0.0018	0.0004	0.0022	0.0022	<0.0002	<0.0002	<0.0002	<0.0002	<0.001	<0.0002	<0.0002	<0.0002	<0.0002	<0.0002	<0.0002	<0.0002	<0.0002	<0.0005	<0.0005	<0.0005	<0.0005	<0.0005
SD035	30 May 2022	0902_SD035_220530	Normal	NSW_0902_PFASOMP	<0.0002	0.0015	0.0004	0.0019	0.0019	<0.0002	<0.0002	<0.0002	<0.0002	<0.001	<0.0002	<0.0002	<0.0002	<0.0002	<0.0002	<0.0002	<0.0002	<0.0002	<0.0005	<0.0005	<0.0005	<0.0005	<0.0005
SD035	03 Nov 2022	0902_SD035_221103	Normal	NSW_0902_PFASOMP	<0.0002	0.0006	<0.0002	0.0006	0.0006	<0.0002	<0.0002	<0.0002	<0.0002	<0.001	<0.0002	<0.0002	<0.0002	<0.0002	<0.0002	<0.0002	<0.0002	<0.0002	<0.0005	<0.0005	<0.0005	<0.0005	<0.0005
SD035	09 May 2023	0902_QC106_230509	Field_D	NSW_0902_PFASOMP_23	<0.0002	0.0006	<0.0002	0.0006	0.0006	<0.0002	<0.0002	<0.0002	<0.0002	<0.001	<0.0002	<0.0002	<0.0002	<0.0002	<0.0002	<0.0002	<0.0002	<0.0002	<0.0005	<0.0005	<0.0005	<0.0005	<0.0005
SD035	09 May 2023	0902_QC206_230509	Interlab_D	NSW_0902_PFASOMP_23	<0.0001	0.0007	<0.0001	0.0007	0.0007	<0.0001	<0.0001	<0.0001	<0.0002	<0.0002	<0.0002	<0.0001	<0.0001	<0.0001	<0.0005	<0.0005	<0.0005	<0.0005	<0.005	<0.0001	<0.0001	<0.0002	<0.0002
SD035	09 May 2023	0902_SD035_230509	Normal	NSW_0902_PFASOMP_23	<0.0002	0.0008	<0.0002	0.0008	0.0008	<0.0002	<0.0002	<0.0002	<0.0002	<0.001	<0.0002	<0.0002	<0.0002	<0.0002	<0.0002	<0.0002	<0.0002	<0.0002	<0.0005	<0.0005	<0.0005	<0.0005	<0.0005
SD035	27 Nov 2023	0902_SD035_231127	Normal	NSW_0902_PFASOMP_23	<0.0002	0.0007	<0.0002	0.0007	0.0007	<0.0002	<0.0002	<0.0002	<0.0002	<0.001	<0.0002	<0.0002	<0.0002	<0.0002	<0.0002	<0.0002	<0.0002	<0.0002	<0.0005	<0.0005	<0.0005	<0.0005	<0.0005
SD081	23 Nov 2023	0902_SD081_231123	Normal	NSW_0902_PFASOMP_23	<0.0002	0.0005	<0.0002	0.0005	0.0005	<0.0002	<0.0002	<0.0002	<0.0002	<0.001	<0.0002	<0.0002	<0.0002	<0.0002	<0.0002	<0.0002	<0.0002	<0.0002	<0.0005	<0.0005	<0.0005	<0.0005	<0.0005

Notes

LOR	Limit of Reporting
Normal	Primary sample
Field_D	Intra-laboratory duplicate sample
Interlab_D	Inter-laboratory duplicate sample

					PFAS - Perfluoroalkyl Sulfonamides						
					Perfluorooctane sulfonamide (FOSA)	N-Methyl perfluorooctane sulfonamide (MeFOSA)	N-Methyl perfluorooctane sulfonamidoacetic acid (MeFOSAA)	N-methyl perfluorooctane sulfonamidoethanol (MeFOSE)	N-Ethyl perfluorooctane sulfonamide (EtFOSA)	N-Ethyl perfluorooctane sulfonamidoacetic acid (EtFOSAA)	N-Ethyl perfluorooctane sulfonamidoethanol (EtFOSE)
					mg/kg	mg/kg	mg/kg	mg/kg	mg/kg	mg/kg	mg/kg
LOR					0.0002	0.0005	0.0002	0.0005	0.0005	0.0002	0.0005
Location Code	**Date**	**Field ID**	**Sample Type**	**Project ID**							
SD001	03 Jul 2017	0902_QC108_030717	Field_D	NSW_0902_PFAS	0.527	<0.0250	<0.0100	<0.0250	<0.0250	<0.0100	<0.0250
SD001	03 Jul 2017	0902_SD001_030717	Normal	NSW_0902_PFAS	0.0104	<0.0005	<0.0002	<0.0005	<0.0005	<0.0002	<0.0005
SD001	27 Feb 2018	0902_SD001_270218	Normal	NSW_0902_PFAS	0.0557	<0.0005	<0.0002	<0.0005	<0.0005	<0.0002	<0.0005
SD001	04 Nov 2019	0902_QC101_191104	Field_D	NSW_0902_PFASOMP	0.142	<0.0125	<0.0050	<0.0125	<0.0125	<0.0050	<0.0125
SD001	04 Nov 2019	0902_SD001_191104	Normal	NSW_0902_PFASOMP	0.185	<0.0125	<0.0050	<0.0125	<0.0125	<0.0050	<0.0125
SD001	15 May 2020	0902_SD001_200515	Normal	NSW_0902_PFASOMP	0.155	<0.0012	<0.0005	<0.0012	<0.0012	<0.0005	0.0067
SD001	13 Nov 2020	0902_QC107_201113	Field_D	NSW_0902_PFASOMP	0.0408	<0.0005	0.0003	<0.0005	<0.0005	<0.0002	<0.0005
SD001	13 Nov 2020	0902_SD001_201113	Normal	NSW_0902_PFASOMP	0.0694	<0.0005	0.0009	<0.0005	<0.0005	<0.0002	<0.0005
SD001	07 May 2021	0902_QC107_210507	Field_D	NSW_0902_PFASOMP	0.121	<0.0025	<0.0010	<0.0025	<0.0025	<0.0010	0.0899
SD001	07 May 2021	0902_SD001_210507	Normal	NSW_0902_PFASOMP	0.0251	<0.0012	<0.0005	<0.0012	<0.0012	<0.0005	0.0127
SD001	26 Nov 2021	0902_QC209_211126	Interlab_D	NSW_0902_PFASOMP	0.37	0.002	0.0027	<0.001	<0.001	0.0024	<0.005
SD001	26 Nov 2021	0902_SD001_211126	Normal	NSW_0902_PFASOMP	0.183	<0.0005	0.0024	<0.0005	<0.0005	0.002	<0.0005
SD001	24 May 2022	0902_QC101_220524	Field_D	NSW_0902_PFASOMP	0.0903	<0.0005	0.0018	<0.0005	<0.0005	<0.0002	0.0785
SD001	24 May 2022	0902_SD001_220524	Normal	NSW_0902_PFASOMP	0.0693	<0.0005	0.0014	<0.0005	<0.0005	<0.0002	0.0524
SD001	07 Nov 2022	0902_QC106_221107	Field_D	NSW_0902_PFASOMP	0.128	<0.0025	<0.0010	<0.0025	<0.0025	<0.0010	<0.0025
SD001	07 Nov 2022	0902_QC206_221107	Interlab_D	NSW_0902_PFASOMP	0.093	<0.005	<0.001	<0.005	<0.005	<0.001	<0.02
SD001	07 Nov 2022	0902_SD001_221107	Normal	NSW_0902_PFASOMP	0.128	<0.0025	<0.0010	<0.0025	<0.0025	<0.0010	<0.0025
SD001	08 May 2023	0902_QC101_230508	Field_D	NSW_0902_PFASOMP_23	0.149	<0.0062	<0.0025	<0.0062	<0.0062	<0.0025	<0.0062
SD001	08 May 2023	0902_QC201_230508	Interlab_D	NSW_0902_PFASOMP_23	0.017	<0.001	<0.0002	<0.001	<0.001	<0.0002	<0.005
SD001	08 May 2023	0902_SD001_230508	Normal	NSW_0902_PFASOMP_23	0.0065	<0.0005	<0.0002	<0.0005	<0.0005	<0.0002	<0.0005
SD001	20 Nov 2023	0902_SD001_231120	Normal	NSW_0902_PFASOMP_23	0.0848	<0.0012	<0.0005	<0.0012	<0.0012	<0.0005	<0.0012
SD002	04 Jul 2017	0902_SD002_040717	Normal	NSW_0902_PFAS	0.0378	<0.0005	<0.0002	<0.0005	<0.0005	0.0002	<0.0005
SD002	15 Jan 2018	0902_SD002_180115	Normal	NSW_0902_PFAS	0.0153	<0.0005	<0.0002	<0.0005	<0.0005	<0.0002	<0.0005
SD002	04 Nov 2019	0902_SD002_191104	Normal	NSW_0902_PFASOMP	0.0262	<0.0005	<0.0002	<0.0005	<0.0005	<0.0002	<0.0005
SD002	14 May 2020	0902_SD002_200514	Normal	NSW_0902_PFASOMP	0.0173	<0.0025	<0.0010	<0.0025	<0.0025	<0.0010	<0.0025
SD002	13 Nov 2020	0902_QC207_201113	Interlab_D	NSW_0902_PFASOMP	0.015	<0.002	<0.002	<0.005	<0.002	<0.002	<0.005
SD002	13 Nov 2020	0902_SD002_201113	Normal	NSW_0902_PFASOMP	0.0131	<0.0005	<0.0002	<0.0005	<0.0005	<0.0002	<0.0005
SD002	05 May 2021	0902_SD002_210505	Normal	NSW_0902_PFASOMP	0.0186	<0.0025	<0.0010	<0.0025	<0.0025	<0.0010	<0.0025
SD002	29 Nov 2021	0902_SD002_211129	Normal	NSW_0902_PFASOMP	0.0231	<0.0005	<0.0002	<0.0005	<0.0005	0.0003	<0.0005
SD002	27 May 2022	0902_QC207_220527	Interlab_D	NSW_0902_PFASOMP	0.044	<0.001	<0.0002	<0.001	<0.001	<0.0002	<0.005
SD002	27 May 2022	0902_SD002_220527	Normal	NSW_0902_PFASOMP	0.0349	<0.0005	<0.0002	<0.0005	<0.0005	<0.0002	<0.0005
SD002	08 Nov 2022	0902_SD002_221108	Normal	NSW_0902_PFASOMP	0.0318	<0.0025	<0.0010	<0.0025	<0.0025	<0.0010	<0.0025
SD002	08 May 2023	0902_SD002_230508	Normal	NSW_0902_PFASOMP_23	0.024	<0.0005	<0.0002	<0.0005	<0.0005	<0.0002	<0.0005
SD002	20 Nov 2023	0902_SD002_231120	Normal	NSW_0902_PFASOMP_23	0.0076	<0.0005	<0.0002	<0.0005	<0.0005	0.0003	<0.0005
SD003	04 Jul 2017	0902_SD003_040717	Normal	NSW_0902_PFAS	0.0174	<0.0005	<0.0002	<0.0005	<0.0005	<0.0002	<0.0005
SD003	15 Jan 2018	0902_QC211_180115	Interlab_D	NSW_0902_PFAS	0.034	<0.01	<0.002	<0.01	<0.01	<0.002	<0.05
SD003	15 Jan 2018	0902_SD003_180115	Normal	NSW_0902_PFAS	0.073	<0.0006	0.0006	<0.0006	<0.0006	0.0009	<0.0006
SD003	27 Feb 2018	0902_QC121_270218	Field_D	NSW_0902_PFAS	0.0067	<0.0005	<0.0002	<0.0005	<0.0005	<0.0002	<0.0005
SD003	27 Feb 2018	0902_SD003_270218	Normal	NSW_0902_PFAS	0.0055	<0.0005	<0.0002	<0.0005	<0.0005	<0.0002	<0.0005
SD003	11 Nov 2019	0902_SD003_191111	Normal	NSW_0902_PFASOMP	0.0337	<0.0005	<0.0002	<0.0005	<0.0005	0.0007	<0.0005
SD003	14 May 2020	0902_SD003_200514	Normal	NSW_0902_PFASOMP	0.0647	<0.0062	<0.0025	<0.0062	<0.0062	<0.0025	<0.0062
SD003	13 Nov 2020	0902_SD003_201113	Normal	NSW_0902_PFASOMP	0.0177	<0.0005	<0.0002	<0.0005	<0.0005	0.0002	<0.0005
SD003	05 May 2021	0902_SD003_210505	Normal	NSW_0902_PFASOMP	0.0128	<0.0005	<0.0002	<0.0005	<0.0005	<0.0002	<0.0005
SD003	29 Nov 2021	0902_QC210_211129	Interlab_D	NSW_0902_PFASOMP	0.024	<0.001	<0.0002	<0.001	<0.001	0.0002	<0.005
SD003	29 Nov 2021	0902_SD003_211129	Normal	NSW_0902_PFASOMP	0.0232	<0.0005	<0.0002	<0.0005	<0.0005	0.0003	<0.0005
SD003	27 May 2022	0902_SD003_220527	Normal	NSW_0902_PFASOMP	0.0066	<0.0005	<0.0002	<0.0005	<0.0005	<0.0002	<0.0005
SD003	08 Nov 2022	0902_SD003_221108	Normal	NSW_0902_PFASOMP	0.0085	<0.0025	<0.0010	<0.0025	<0.0025	<0.0010	<0.0025
SD003	08 May 2023	0902_SD003_230508	Normal	NSW_0902_PFASOMP_23	0.0071	<0.0005	<0.0002	<0.0005	<0.0005	<0.0002	<0.0005
SD003	20 Nov 2023	0902_SD003_231120	Normal	NSW_0902_PFASOMP_23	0.0153	<0.0025	<0.0010	<0.0025	<0.0025	<0.0010	<0.0025
SD005	04 Jul 2017	0902_SD005_040717	Normal	NSW_0902_PFAS	<0.0002	<0.0005	<0.0002	<0.0005	<0.0005	<0.0002	<0.0005
SD005	08 Nov 2019	0902_SD005_191108	Normal	NSW_0902_PFASOMP	<0.0002	<0.0005	<0.0002	<0.0005	<0.0005	<0.0002	<0.0005
SD005	14 May 2020	0902_QC105_200514	Field_D	NSW_0902_PFASOMP	<0.0002	<0.0005	<0.0002	<0.0005	<0.0005	<0.0002	<0.0005
SD005	14 May 2020	0902_SD005_200514	Normal	NSW_0902_PFASOMP	<0.0002	<0.0005	<0.0002	<0.0005	<0.0005	<0.0002	<0.0005
SD005	12 Nov 2020	0902_QC105_201112	Field_D	NSW_0902_PFASOMP	<0.0002	<0.0005	<0.0002	<0.0005	<0.0005	<0.0002	<0.0005
SD005	12 Nov 2020	0902_SD005_201112	Normal	NSW_0902_PFASOMP	<0.0002	<0.0005	<0.0002	<0.0005	<0.0005	<0.0002	<0.0005
SD005	06 May 2021	0902_SD005_210506	Normal	NSW_0902_PFASOMP	<0.0002	<0.0005	<0.0002	<0.0005	<0.0005	<0.0002	<0.0005

					PFAS - Perfluoroalkyl Sulfonamides						
					Perfluorooctane sulfonamide (FOSA)	N-Methyl perfluorooctane sulfonamide (MeFOSA)	N-Methyl perfluorooctane sulfonamidoacetic acid (MeFOSAA)	N-methyl perfluorooctane sulfonamidoethanol (MeFOSE)	N-Ethyl perfluorooctane sulfonamide (EtFOSA)	N-Ethyl perfluorooctane sulfonamidoacetic acid (EtFOSAA)	N-Ethyl perfluorooctane sulfonamidoethanol (EtFOSE)
					mg/kg	mg/kg	mg/kg	mg/kg	mg/kg	mg/kg	mg/kg
SD005	25 Nov 2021	0902_SD005_211125	Normal	NSW_0902_PFASOMP	<0.0002	<0.0005	<0.0002	<0.0005	<0.0005	<0.0002	<0.0005
SD005	26 May 2022	0902_SD005_220526	Normal	NSW_0902_PFASOMP	<0.0002	<0.0005	<0.0002	<0.0005	<0.0005	<0.0002	<0.0005
SD005	11 Nov 2022	0902_SD005_221111	Normal	NSW_0902_PFASOMP	<0.0002	<0.0005	<0.0002	<0.0005	<0.0005	<0.0002	<0.0005
SD005	11 May 2023	0902_SD005_230511	Normal	NSW_0902_PFASOMP_23	<0.0002	<0.0005	<0.0002	<0.0005	<0.0005	<0.0002	<0.0005
SD005	22 Nov 2023	0902_SD005_231122	Normal	NSW_0902_PFASOMP_23	<0.0002	<0.0005	<0.0002	<0.0005	<0.0005	<0.0002	<0.0005
SD007	04 Jul 2017	0902_SD007_040717	Normal	NSW_0902_PFAS	<0.0002	<0.0005	<0.0002	<0.0005	<0.0005	<0.0002	<0.0005
SD007	15 Jan 2018	0902_SD007_180115	Normal	NSW_0902_PFAS	<0.0002	<0.0005	<0.0002	<0.0005	<0.0005	<0.0002	<0.0005
SD007	08 Nov 2019	0902_SD007_191108	Normal	NSW_0902_PFASOMP	<0.0002	<0.0005	<0.0002	<0.0005	<0.0005	<0.0002	<0.0005
SD007	14 May 2020	0902_QC207_200514	Interlab_D	NSW_0902_PFASOMP	<0.001	<0.002	<0.002	<0.005	<0.002	<0.002	<0.005
SD007	14 May 2020	0902_SD007_200514	Normal	NSW_0902_PFASOMP	<0.0002	<0.0005	<0.0002	<0.0005	<0.0005	<0.0002	<0.0005
SD007	12 Nov 2020	0902_QC205_201112	Interlab_D	NSW_0902_PFASOMP	<0.001	<0.002	<0.002	<0.005	<0.002	<0.002	<0.005
SD007	12 Nov 2020	0902_SD007_201112	Normal	NSW_0902_PFASOMP	<0.0002	<0.0005	<0.0002	<0.0005	<0.0005	<0.0002	<0.0005
SD007	06 May 2021	0902_SD007_210506	Normal	NSW_0902_PFASOMP	<0.0002	<0.0005	<0.0002	<0.0005	<0.0005	<0.0002	<0.0005
SD007	29 Nov 2021	0902_QC111_211129	Field_D	NSW_0902_PFASOMP	<0.0002	<0.0005	<0.0002	<0.0005	<0.0005	<0.0002	<0.0005
SD007	29 Nov 2021	0902_SD007_211129	Normal	NSW_0902_PFASOMP	<0.0002	<0.0005	<0.0002	<0.0005	<0.0005	<0.0002	<0.0005
SD007	26 May 2022	0902_SD007_220526	Normal	NSW_0902_PFASOMP	<0.0002	<0.0005	<0.0002	<0.0005	<0.0005	<0.0002	<0.0005
SD007	11 Nov 2022	0902_SD007_221111	Normal	NSW_0902_PFASOMP	<0.0002	<0.0005	<0.0002	<0.0005	<0.0005	<0.0002	<0.0005
SD007	11 May 2023	0902_SD007_230511	Normal	NSW_0902_PFASOMP_23	<0.0002	<0.0005	<0.0002	<0.0005	<0.0005	<0.0002	<0.0005
SD007	22 Nov 2023	0902_SD007_231122	Normal	NSW_0902_PFASOMP_23	<0.0002	<0.0005	<0.0002	<0.0005	<0.0005	<0.0002	<0.0005
SD008	03 Jul 2017	0902_SD008_030717	Normal	NSW_0902_PFAS	<0.0002	<0.0005	<0.0002	<0.0005	<0.0005	<0.0002	<0.0005
SD008	27 Feb 2018	0902_SD008_270218	Normal	NSW_0902_PFAS	<0.0002	<0.0005	<0.0002	<0.0005	<0.0005	<0.0002	<0.0005
SD008	08 Nov 2019	0902_SD008_191108	Normal	NSW_0902_PFASOMP	<0.0002	<0.0005	<0.0002	<0.0005	<0.0005	0.0012	<0.0005
SD008	14 May 2020	0902_QC108_200514	Field_D	NSW_0902_PFASOMP	<0.0002	<0.0005	<0.0002	<0.0005	<0.0005	<0.0002	<0.0005
SD008	14 May 2020	0902_SD008_200514	Normal	NSW_0902_PFASOMP	<0.0002	<0.0005	<0.0002	<0.0005	<0.0005	<0.0002	<0.0005
SD008	12 Nov 2020	0902_SD008_201112	Normal	NSW_0902_PFASOMP	<0.0002	<0.0005	<0.0002	<0.0005	<0.0005	<0.0002	<0.0005
SD008	06 May 2021	0902_SD008_210506	Normal	NSW_0902_PFASOMP	<0.0002	<0.0005	<0.0002	<0.0005	<0.0005	<0.0002	<0.0005
SD008	29 Nov 2021	0902_QC114_211129	Field_D	NSW_0902_PFASOMP	<0.0002	<0.0005	<0.0002	<0.0005	<0.0005	<0.0002	<0.0005
SD008	29 Nov 2021	0902_SD008_211129	Normal	NSW_0902_PFASOMP	<0.0002	<0.0005	<0.0002	<0.0005	<0.0005	<0.0002	<0.0005
SD008	26 May 2022	0902_SD008_220526	Normal	NSW_0902_PFASOMP	<0.0002	<0.0005	<0.0002	<0.0005	<0.0005	<0.0002	<0.0005
SD008	11 Nov 2022	0902_SD008_221111	Normal	NSW_0902_PFASOMP	<0.0002	<0.0005	<0.0002	<0.0005	<0.0005	<0.0002	<0.0005
SD008	11 May 2023	0902_SD008_230511	Normal	NSW_0902_PFASOMP_23	0.0005	<0.0005	<0.0002	<0.0005	<0.0005	<0.0002	<0.0005
SD008	22 Nov 2023	0902_SD008_231122	Normal	NSW_0902_PFASOMP_23	0.0003	<0.0005	<0.0002	<0.0005	<0.0005	<0.0002	<0.0005
SD009	03 Jul 2017	0902_SD009_030717	Normal	NSW_0902_PFAS	0.001	<0.0005	<0.0002	<0.0005	<0.0005	<0.0002	<0.0005
SD009	15 Jan 2018	0902_SD009_180115	Normal	NSW_0902_PFAS	0.0048	<0.0005	<0.0002	<0.0005	<0.0005	<0.0002	<0.0005
SD009	05 Feb 2018	0902_SD09_050218	Normal	NSW_0902_PFAS	0.0011	<0.0005	<0.0002	<0.0005	<0.0005	<0.0002	<0.0005
SD009	27 Feb 2018	0902_SD009_270218	Normal	NSW_0902_PFAS	0.0009	<0.0005	<0.0002	<0.0005	<0.0005	<0.0002	<0.0005
SD009	04 Nov 2019	0902_SD009_191104	Normal	NSW_0902_PFASOMP	0.002	<0.0005	<0.0002	<0.0005	<0.0005	<0.0002	<0.0005
SD009	14 May 2020	0902_SD009_200514	Normal	NSW_0902_PFASOMP	0.004	<0.0005	<0.0002	<0.0005	<0.0005	<0.0002	<0.0005
SD009	12 Nov 2020	0902_SD009_201112	Normal	NSW_0902_PFASOMP	0.0018	<0.0005	<0.0002	<0.0005	<0.0005	<0.0002	<0.0005
SD009	06 May 2021	0902_SD009_210506	Normal	NSW_0902_PFASOMP	0.0004	<0.0005	<0.0002	<0.0005	<0.0005	<0.0002	<0.0005
SD009	29 Nov 2021	0902_QC215_211129	Interlab_D	NSW_0902_PFASOMP	<0.001	<0.001	<0.0002	<0.001	<0.001	<0.0002	<0.005
SD009	29 Nov 2021	0902_SD009_211129	Normal	NSW_0902_PFASOMP	0.0003	<0.0005	<0.0002	<0.0005	<0.0005	<0.0002	<0.0005
SD009	26 May 2022	0902_SD009_220526	Normal	NSW_0902_PFASOMP	0.0002	<0.0005	<0.0002	<0.0005	<0.0005	<0.0002	<0.0005
SD009	18 Nov 2022	0902_SD009_221118	Normal	NSW_0902_PFASOMP	0.0005	<0.0005	<0.0002	<0.0005	<0.0005	<0.0002	<0.0005
SD009	11 May 2023	0902_SD009_230511	Normal	NSW_0902_PFASOMP_23	0.0003	<0.0005	<0.0002	<0.0005	<0.0005	<0.0002	<0.0005
SD009	22 Nov 2023	0902_SD009_231122	Normal	NSW_0902_PFASOMP_23	0.0032	<0.0005	<0.0002	<0.0005	<0.0005	<0.0002	<0.0005
SD011	04 Jul 2017	0902_QC206_040717	Interlab_D	NSW_0902_PFAS	0.004	<0.001	<0.0002	<0.001	<0.001	<0.0002	<0.005
SD011	04 Jul 2017	0902_SD011_040717	Normal	NSW_0902_PFAS	0.0106	<0.0005	<0.0002	<0.0005	<0.0005	<0.0002	<0.0005
SD011	15 Jan 2018	0902_SD011_180115	Normal	NSW_0902_PFAS	0.0072	<0.0005	<0.0002	<0.0005	<0.0005	<0.0002	<0.0005
SD011	27 Feb 2018	0902_QC221_270218	Interlab_D	NSW_0902_PFAS	<0.001	<0.001	<0.0002	<0.001	<0.001	<0.0002	<0.005
SD011	27 Feb 2018	0902_SD011_270218	Normal	NSW_0902_PFAS	<0.0002	<0.0005	<0.0002	<0.0005	<0.0005	<0.0002	<0.0005
SD011	08 Nov 2019	0902_SD011_191108	Normal	NSW_0902_PFASOMP	<0.0002	<0.0005	<0.0002	<0.0005	<0.0005	<0.0002	<0.0005
SD011	15 May 2020	0902_SD011_200515	Normal	NSW_0902_PFASOMP	<0.0005	<0.0012	<0.0005	<0.0012	<0.0012	<0.0005	<0.0012
SD011	12 Nov 2020	0902_SD011_201112	Normal	NSW_0902_PFASOMP	0.0008	<0.0005	<0.0002	<0.0005	<0.0005	<0.0002	<0.0005
SD011	07 May 2021	0902_SD011_210507	Normal	NSW_0902_PFASOMP	<0.0002	<0.0005	<0.0002	<0.0005	<0.0005	<0.0002	<0.0005
SD011	29 Nov 2021	0902_SD011_211129	Normal	NSW_0902_PFASOMP	0.0007	<0.0005	<0.0002	<0.0005	<0.0005	<0.0002	<0.0005
SD011	27 May 2022	0902_SD011_220527	Normal	NSW_0902_PFASOMP	0.0002	<0.0005	<0.0002	<0.0005	<0.0005	<0.0002	<0.0005
SD011	11 Nov 2022	0902_SD011_221111	Normal	NSW_0902_PFASOMP	0.0005	<0.0005	<0.0002	<0.0005	<0.0005	<0.0002	<0.0005
SD011	11 May 2023	0902_SD011_230511	Normal	NSW_0902_PFASOMP_23	0.0003	<0.0005	<0.0002	<0.0005	<0.0005	<0.0002	<0.0005

					PFAS - Perfluoroalkyl Sulfonamides						
					Perfluorooctane sulfonamide (FOSA)	N-Methyl perfluorooctane sulfonamide (MeFOSA)	N-Methyl perfluorooctane sulfonamidoacetic acid (MeFOSAA)	N-methyl perfluorooctane sulfonamidoethanol (MeFOSE)	N-Ethyl perfluorooctane sulfonamide (EtFOSA)	N-Ethyl perfluorooctane sulfonamidoacetic acid (EtFOSAA)	N-Ethyl perfluorooctane sulfonamidoethanol (EtFOSE)
					mg/kg	mg/kg	mg/kg	mg/kg	mg/kg	mg/kg	mg/kg
SD011	22 Nov 2023	0902_QC104_231122	Field_D	NSW_0902_PFASOMP_23	<0.0002	<0.0005	<0.0002	<0.0005	<0.0005	<0.0002	<0.0005
SD011	22 Nov 2023	0902_QC204_231122	Interlab_D	NSW_0902_PFASOMP_23	<0.001	<0.001	<0.0002	<0.001	<0.001	<0.0002	<0.005
SD011	22 Nov 2023	0902_SD011_231122	Normal	NSW_0902_PFASOMP_23	0.0004	<0.0005	<0.0002	<0.0005	<0.0005	<0.0002	<0.0005
SD013	03 Jul 2017	0902_SD013_030717	Normal	NSW_0902_PFAS	<0.0002	<0.0005	<0.0002	<0.0005	<0.0005	<0.0002	<0.0005
SD013	08 Nov 2019	0902_SD013_191108	Normal	NSW_0902_PFASOMP	0.0005	<0.0005	<0.0002	<0.0005	<0.0005	<0.0002	<0.0005
SD013	14 May 2020	0902_QC209_200514	Interlab_D	NSW_0902_PFASOMP	<0.001	<0.002	<0.002	<0.005	<0.002	<0.002	<0.005
SD013	14 May 2020	0902_SD013_200514	Normal	NSW_0902_PFASOMP	<0.0002	<0.0005	<0.0002	<0.0005	<0.0005	<0.0002	<0.0005
SD013	12 Nov 2020	0902_SD013_201112	Normal	NSW_0902_PFASOMP	<0.0002	<0.0005	<0.0002	<0.0005	<0.0005	<0.0002	<0.0005
SD013	06 May 2021	0902_SD013_210506	Normal	NSW_0902_PFASOMP	<0.0002	<0.0005	<0.0002	<0.0005	<0.0005	<0.0002	<0.0005
SD013	29 Nov 2021	0902_SD013_211129	Normal	NSW_0902_PFASOMP	<0.0002	<0.0005	<0.0002	<0.0005	<0.0005	<0.0002	<0.0005
SD013	27 May 2022	0902_SD013_220527	Normal	NSW_0902_PFASOMP	<0.0002	<0.0005	<0.0002	<0.0005	<0.0005	<0.0002	<0.0005
SD013	18 Nov 2022	0902_SD013_221118	Normal	NSW_0902_PFASOMP	<0.0002	<0.0005	<0.0002	<0.0005	<0.0005	<0.0002	<0.0005
SD013	11 May 2023	0902_SD013_230511	Normal	NSW_0902_PFASOMP_23	<0.0002	<0.0005	<0.0002	<0.0005	<0.0005	<0.0002	<0.0005
SD013	22 Nov 2023	0902_SD013_231122	Normal	NSW_0902_PFASOMP_23	<0.0002	<0.0005	<0.0002	<0.0005	<0.0005	<0.0002	<0.0005
SD014	03 Jul 2017	0902_SD014_030717	Normal	NSW_0902_PFAS	0.002	<0.0005	<0.0002	<0.0005	<0.0005	<0.0002	<0.0005
SD014	08 Nov 2019	0902_QC103_191108	Field_D	NSW_0902_PFASOMP	<0.0002	<0.0005	<0.0002	<0.0005	<0.0005	<0.0002	<0.0005
SD014	08 Nov 2019	0902_SD014_191108	Normal	NSW_0902_PFASOMP	<0.0002	<0.0005	<0.0002	<0.0005	<0.0005	<0.0002	<0.0005
SD014	14 May 2020	0902_SD014_200514	Normal	NSW_0902_PFASOMP	<0.0002	<0.0005	<0.0002	<0.0005	<0.0005	<0.0002	<0.0005
SD014	12 Nov 2020	0902_SD014_201112	Normal	NSW_0902_PFASOMP	0.0002	<0.0005	<0.0002	<0.0005	<0.0005	<0.0002	<0.0005
SD014	06 May 2021	0902_QC202_210506	Interlab_D	NSW_0902_PFASOMP	<0.01	<0.01	<0.01	<0.02	<0.01	<0.01	<0.02
SD014	06 May 2021	0902_SD014_210506	Normal	NSW_0902_PFASOMP	0.0003	<0.0006	<0.0002	<0.0006	<0.0006	<0.0002	<0.0006
SD014	25 Nov 2021	0902_SD014_211125	Normal	NSW_0902_PFASOMP	0.0006	<0.0006	<0.0002	<0.0006	<0.0006	<0.0002	<0.0006
SD014	26 May 2022	0902_QC204_220526	Interlab_D	NSW_0902_PFASOMP	<0.001	<0.001	<0.0002	<0.001	<0.001	<0.0002	<0.005
SD014	26 May 2022	0902_SD014_220526	Normal	NSW_0902_PFASOMP	<0.0002	<0.0005	<0.0002	<0.0005	<0.0005	<0.0002	<0.0005
SD014	11 Nov 2022	0902_SD014_221111	Normal	NSW_0902_PFASOMP	<0.0002	<0.0005	<0.0002	<0.0005	<0.0005	<0.0002	<0.0005
SD014	11 May 2023	0902_SD014_230511	Normal	NSW_0902_PFASOMP_23	<0.0002	<0.0005	<0.0002	<0.0005	<0.0005	<0.0002	<0.0005
SD014	22 Nov 2023	0902_SD014_231122	Normal	NSW_0902_PFASOMP_23	<0.0002	<0.0005	<0.0002	<0.0005	<0.0005	<0.0002	<0.0005
SD015	03 Jul 2017	0902_SD015_030717	Normal	NSW_0902_PFAS	<0.0002	<0.0005	<0.0002	<0.0005	<0.0005	<0.0002	<0.0005
SD015	27 Feb 2018	0902_SD015_270218	Normal	NSW_0902_PFAS	<0.0002	<0.0005	<0.0002	<0.0005	<0.0005	<0.0002	<0.0005
SD015	15 Nov 2019	0902_QC106_191115	Field_D	NSW_0902_PFASOMP	<0.0002	<0.0005	<0.0002	<0.0005	<0.0005	<0.0002	<0.0005
SD015	15 Nov 2019	0902_SD015_191115	Normal	NSW_0902_PFASOMP	<0.0002	<0.0005	<0.0002	<0.0005	<0.0005	<0.0002	<0.0005
SD015	14 May 2020	0902_SD015_200514	Normal	NSW_0902_PFASOMP	<0.0002	<0.0005	<0.0002	<0.0005	<0.0005	<0.0002	<0.0005
SD015	12 Nov 2020	0902_SD015_201112	Normal	NSW_0902_PFASOMP	<0.0002	<0.0005	<0.0002	<0.0005	<0.0005	<0.0002	<0.0005
SD015	05 May 2021	0902_SD015_210505	Normal	NSW_0902_PFASOMP	<0.0002	<0.0005	<0.0002	<0.0005	<0.0005	<0.0002	<0.0005
SD015	29 Nov 2021	0902_SD015_211129	Normal	NSW_0902_PFASOMP	<0.0002	<0.0005	<0.0002	<0.0005	<0.0005	<0.0002	<0.0005
SD015	30 May 2022	0902_QC110_220530	Field_D	NSW_0902_PFASOMP	<0.0002	<0.0005	<0.0002	<0.0005	<0.0005	<0.0002	<0.0005
SD015	30 May 2022	0902_SD015_220530	Normal	NSW_0902_PFASOMP	<0.0002	<0.0005	<0.0002	<0.0005	<0.0005	<0.0002	<0.0005
SD015	10 Nov 2022	0902_SD015_221110	Normal	NSW_0902_PFASOMP	<0.0002	<0.0005	<0.0002	<0.0005	<0.0005	<0.0002	<0.0005
SD015	10 May 2023	0902_SD015_230510	Normal	NSW_0902_PFASOMP_23	<0.0002	<0.0005	<0.0002	<0.0005	<0.0005	<0.0002	<0.0005
SD015	24 Nov 2023	0902_SD015_231124	Normal	NSW_0902_PFASOMP_23	<0.0002	<0.0005	<0.0002	<0.0005	<0.0005	<0.0002	<0.0005
SD016	03 Jul 2017	0902_SD016_030717	Normal	NSW_0902_PFAS	<0.0002	<0.0005	<0.0002	<0.0005	<0.0005	<0.0002	<0.0005
SD016	15 Jan 2018	0902_SD016_180115	Normal	NSW_0902_PFAS	<0.0002	<0.0005	<0.0002	<0.0005	<0.0005	<0.0002	<0.0005
SD016	27 Feb 2018	0902_SD016_270218	Normal	NSW_0902_PFAS	<0.0002	<0.0005	<0.0002	<0.0005	<0.0005	<0.0002	<0.0005
SD016	14 Nov 2019	0902_QC204_191114	Interlab_D	NSW_0902_PFASOMP	<0.001	<0.002	<0.002	<0.005	<0.002	<0.002	<0.005
SD016	14 Nov 2019	0902_SD016_191114	Normal	NSW_0902_PFASOMP	<0.0002	<0.0005	<0.0002	<0.0005	<0.0005	<0.0002	<0.0005
SD016	14 May 2020	0902_SD016_200514	Normal	NSW_0902_PFASOMP	<0.0002	<0.0005	<0.0002	<0.0005	<0.0005	<0.0002	<0.0005
SD016	13 Nov 2020	0902_SD016_201113	Normal	NSW_0902_PFASOMP	<0.0002	<0.0005	<0.0002	<0.0005	<0.0005	<0.0002	<0.0005
SD016	05 May 2021	0902_SD016_210505	Normal	NSW_0902_PFASOMP	<0.0002	<0.0005	<0.0002	<0.0005	<0.0005	<0.0002	<0.0005
SD016	29 Nov 2021	0902_SD016_211129	Normal	NSW_0902_PFASOMP	<0.0002	<0.0005	<0.0002	<0.0005	<0.0005	<0.0002	<0.0005
SD016	30 May 2022	0902_SD016_220530	Normal	NSW_0902_PFASOMP	<0.0002	<0.0005	<0.0002	<0.0005	<0.0005	<0.0002	<0.0005
SD016	10 Nov 2022	0902_SD016_221110	Normal	NSW_0902_PFASOMP	<0.0002	<0.0005	<0.0002	<0.0005	<0.0005	<0.0002	<0.0005
SD016	10 May 2023	0902_SD016_230510	Normal	NSW_0902_PFASOMP_23	<0.0002	<0.0005	<0.0002	<0.0005	<0.0005	<0.0002	<0.0005
SD016	23 Nov 2023	0902_SD016_231123	Normal	NSW_0902_PFASOMP_23	<0.0002	<0.0005	<0.0002	<0.0005	<0.0005	<0.0002	<0.0005
SD018	04 Jul 2017	0902_SD018_040717	Normal	NSW_0902_PFAS	0.0004	<0.0005	<0.0002	<0.0005	<0.0005	<0.0002	<0.0005
SD018	27 Feb 2018	0902_SD018_270218	Normal	NSW_0902_PFAS	<0.0002	<0.0005	<0.0002	<0.0005	<0.0005	<0.0002	<0.0005
SD018	25 Nov 2019	0902_QC110_191125	Field_D	NSW_0902_PFASOMP	<0.0002	<0.0005	<0.0002	<0.0005	<0.0005	<0.0002	<0.0005
SD018	25 Nov 2019	0902_SD018_191125	Normal	NSW_0902_PFASOMP	<0.0002	<0.0005	<0.0002	<0.0005	<0.0005	<0.0002	<0.0005
SD018	15 May 2020	0902_SD018_200515	Normal	NSW_0902_PFASOMP	<0.0005	<0.0012	<0.0005	<0.0012	<0.0012	<0.0005	<0.0012
SD018	13 Nov 2020	0902_SD018_201113	Normal	NSW_0902_PFASOMP	<0.0002	<0.0005	<0.0002	<0.0005	<0.0005	<0.0002	<0.0005

					PFAS - Perfluoroalkyl Sulfonamides						
					Perfluorooctane sulfonamide (FOSA)	N-Methyl perfluorooctane sulfonamide (MeFOSA)	N-Methyl perfluorooctane sulfonamidoacetic acid (MeFOSAA)	N-methyl perfluorooctane sulfonamidoethanol (MeFOSE)	N-Ethyl perfluorooctane sulfonamide (EtFOSA)	N-Ethyl perfluorooctane sulfonamidoacetic acid (EtFOSAA)	N-Ethyl perfluorooctane sulfonamidoethanol (EtFOSE)
					mg/kg	mg/kg	mg/kg	mg/kg	mg/kg	mg/kg	mg/kg
SD018	29 Nov 2021	0902_SD018_211129	Normal	NSW_0902_PFASOMP	<0.0002	<0.0005	<0.0002	<0.0005	<0.0005	<0.0002	<0.0005
SD018	31 May 2022	0902_SD018_220531	Normal	NSW_0902_PFASOMP	<0.0002	<0.0005	<0.0002	<0.0005	<0.0005	<0.0002	<0.0005
SD018	07 Nov 2022	0902_SD018_221107	Normal	NSW_0902_PFASOMP	<0.0002	<0.0005	<0.0002	<0.0005	<0.0005	<0.0002	<0.0005
SD018	10 May 2023	0902_SD018_230510	Normal	NSW_0902_PFASOMP_23	<0.0002	<0.0005	<0.0002	<0.0005	<0.0005	<0.0002	<0.0005
SD018	27 Nov 2023	0902_SD018_231127	Normal	NSW_0902_PFASOMP_23	<0.0002	<0.0005	<0.0002	<0.0005	<0.0005	<0.0002	<0.0005
SD019	04 Jul 2017	0902_SD019_040717	Normal	NSW_0902_PFAS	<0.0002	<0.0005	<0.0002	<0.0005	<0.0005	<0.0002	<0.0005
SD019	25 Nov 2019	0902_SD019_191125	Normal	NSW_0902_PFASOMP	<0.0002	<0.0005	<0.0002	<0.0005	<0.0005	<0.0002	<0.0005
SD019	15 May 2020	0902_SD019_200515	Normal	NSW_0902_PFASOMP	<0.0002	<0.0005	<0.0002	<0.0005	<0.0005	<0.0002	<0.0005
SD019	13 Nov 2020	0902_SD019_201113	Normal	NSW_0902_PFASOMP	<0.0002	<0.0005	<0.0002	<0.0005	<0.0005	<0.0002	<0.0005
SD019	07 May 2021	0902_SD019_210507	Normal	NSW_0902_PFASOMP	<0.0002	<0.0005	<0.0002	<0.0005	<0.0005	<0.0002	<0.0005
SD019	29 Nov 2021	0902_SD019_211129	Normal	NSW_0902_PFASOMP	<0.0002	<0.0005	<0.0002	<0.0005	<0.0005	<0.0002	<0.0005
SD019	31 May 2022	0902_SD019_220531	Normal	NSW_0902_PFASOMP	<0.0002	<0.0005	<0.0002	<0.0005	<0.0005	<0.0002	<0.0005
SD019	07 Nov 2022	0902_SD019_221107	Normal	NSW_0902_PFASOMP	<0.0002	<0.0005	<0.0002	<0.0005	<0.0005	<0.0002	<0.0005
SD019	10 May 2023	0902_SD019_230510	Normal	NSW_0902_PFASOMP_23	<0.0002	<0.0005	<0.0002	<0.0005	<0.0005	<0.0002	<0.0005
SD019	27 Nov 2023	0902_SD019_231127	Normal	NSW_0902_PFASOMP_23	<0.0002	<0.0005	<0.0002	<0.0005	<0.0005	<0.0002	<0.0005
SD020	13 Nov 2017	0902_SD20_131117	Normal	NSW_0902_PFAS	<0.0002	<0.0005	<0.0002	<0.0005	<0.0005	<0.0002	<0.0005
SD020	25 Nov 2019	0902_SD020_191125	Normal	NSW_0902_PFASOMP	<0.0002	<0.0005	<0.0002	<0.0005	<0.0005	<0.0002	<0.0005
SD020	15 May 2020	0902_SD020_200515	Normal	NSW_0902_PFASOMP	<0.0002	<0.0005	<0.0002	<0.0005	<0.0005	<0.0002	<0.0005
SD020	13 Nov 2020	0902_SD020_201113	Normal	NSW_0902_PFASOMP	<0.0002	<0.0005	<0.0002	<0.0005	<0.0005	<0.0002	<0.0005
SD020	07 May 2021	0902_SD020_210507	Normal	NSW_0902_PFASOMP	<0.0002	<0.0005	<0.0002	<0.0005	<0.0005	<0.0002	<0.0005
SD020	29 Nov 2021	0902_SD020_211129	Normal	NSW_0902_PFASOMP	<0.0002	<0.0005	<0.0002	<0.0005	<0.0005	<0.0002	<0.0005
SD020	31 May 2022	0902_SD020_220531	Normal	NSW_0902_PFASOMP	<0.0002	<0.0005	<0.0002	<0.0005	<0.0005	<0.0002	<0.0005
SD020	07 Nov 2022	0902_SD020_221107	Normal	NSW_0902_PFASOMP	<0.0002	<0.0005	<0.0002	<0.0005	<0.0005	<0.0002	<0.0005
SD020	10 May 2023	0902_SD020_230510	Normal	NSW_0902_PFASOMP_23	<0.0002	<0.0005	<0.0002	<0.0005	<0.0005	<0.0002	<0.0005
SD020	27 Nov 2023	0902_SD020_231127	Normal	NSW_0902_PFASOMP_23	<0.0002	<0.0005	<0.0002	<0.0005	<0.0005	<0.0002	<0.0005
SD022	13 Nov 2017	0902_SD22_131117	Normal	NSW_0902_PFAS	0.0003	<0.0005	<0.0002	<0.0005	<0.0005	0.0024	<0.0005
SD022	15 Nov 2019	0902_QC108_191115	Field_D	NSW_0902_PFASOMP	<0.0002	<0.0005	<0.0002	<0.0005	<0.0005	<0.0002	<0.0005
SD022	15 Nov 2019	0902_SD022_191115	Normal	NSW_0902_PFASOMP	<0.0002	<0.0005	<0.0002	<0.0005	<0.0005	<0.0002	<0.0005
SD022	15 May 2020	0902_SD022_200515	Normal	NSW_0902_PFASOMP	<0.0005	<0.0012	<0.0005	<0.0012	<0.0012	<0.0005	<0.0012
SD022	13 Nov 2020	0902_SD022_201113	Normal	NSW_0902_PFASOMP	<0.0002	<0.0005	<0.0002	<0.0005	<0.0005	0.0006	<0.0005
SD022	05 May 2021	0902_SD022_210505	Normal	NSW_0902_PFASOMP	<0.0002	<0.0005	<0.0002	<0.0005	<0.0005	0.0012	<0.0005
SD022	29 Nov 2021	0902_SD022_211129	Normal	NSW_0902_PFASOMP	<0.0002	<0.0005	<0.0002	<0.0005	<0.0005	<0.0002	<0.0005
SD022	30 May 2022	0902_SD022_220530	Normal	NSW_0902_PFASOMP	<0.0002	<0.0005	<0.0002	<0.0005	<0.0005	<0.0002	<0.0005
SD022	03 Nov 2022	0902_QC102_221103	Field_D	NSW_0902_PFASOMP	0.0013	<0.0005	0.0006	<0.0005	<0.0005	0.0033	<0.0005
SD022	03 Nov 2022	0902_QC202_221103	Interlab_D	NSW_0902_PFASOMP	0.001	<0.001	0.0003	<0.001	<0.001	0.0021	<0.005
SD022	03 Nov 2022	0902_SD022_221103	Normal	NSW_0902_PFASOMP	0.0005	<0.0005	<0.0002	<0.0005	<0.0005	<0.0002	<0.0005
SD022	09 May 2023	0902_SD022_230509	Normal	NSW_0902_PFASOMP_23	<0.0002	<0.0005	<0.0002	<0.0005	<0.0005	<0.0002	<0.0005
SD022	24 Nov 2023	0902_QC110_231124	Field_D	NSW_0902_PFASOMP_23	<0.0002	<0.0005	<0.0002	<0.0005	<0.0005	<0.0002	<0.0005
SD022	24 Nov 2023	0902_QC210_231124	Interlab_D	NSW_0902_PFASOMP_23	<0.001	<0.001	<0.0002	<0.001	<0.001	<0.0002	<0.005
SD022	24 Nov 2023	0902_SD022_231124	Normal	NSW_0902_PFASOMP_23	<0.0002	<0.0005	<0.0002	<0.0005	<0.0005	<0.0002	<0.0005
SD023	13 Nov 2017	0902_QC180_131117	Field_D	NSW_0902_PFAS	<0.0002	<0.0005	<0.0002	<0.0005	<0.0005	<0.0002	<0.0005
SD023	13 Nov 2017	0902_SD23_131117	Normal	NSW_0902_PFAS	<0.0002	<0.0005	<0.0002	<0.0005	<0.0005	<0.0002	<0.0005
SD023	15 Jan 2018	0902_QC111_180115	Field_D	NSW_0902_PFAS	<0.0002	<0.0005	<0.0002	<0.0005	<0.0005	<0.0002	<0.0005
SD023	15 Jan 2018	0902_SD023_180115	Normal	NSW_0902_PFAS	<0.0002	<0.0005	<0.0002	<0.0005	<0.0005	<0.0002	<0.0005
SD023	11 Nov 2019	0902_SD023_191111	Normal	NSW_0902_PFASOMP	<0.0002	<0.0005	<0.0002	<0.0005	<0.0005	<0.0002	<0.0005
SD023	15 May 2020	0902_SD023_200515	Normal	NSW_0902_PFASOMP	0.0004	<0.0005	<0.0002	<0.0005	<0.0005	<0.0002	<0.0005
SD023	13 Nov 2020	0902_SD023_201113	Normal	NSW_0902_PFASOMP	<0.0002	<0.0005	<0.0002	<0.0005	<0.0005	<0.0002	<0.0005
SD023	25 Nov 2021	0902_QC109_211125	Field_D	NSW_0902_PFASOMP	<0.0002	<0.0005	<0.0002	<0.0005	<0.0005	<0.0002	<0.0005
SD023	25 Nov 2021	0902_SD023_211125	Normal	NSW_0902_PFASOMP	<0.0002	<0.0005	<0.0002	<0.0005	<0.0005	<0.0002	<0.0005
SD023	31 May 2022	0902_SD023_220531	Normal	NSW_0902_PFASOMP	<0.0002	<0.0005	<0.0002	<0.0005	<0.0005	<0.0002	<0.0005
SD023	07 Nov 2022	0902_QC110_221107	Field_D	NSW_0902_PFASOMP	<0.0002	<0.0005	<0.0002	<0.0005	<0.0005	<0.0002	<0.0005
SD023	07 Nov 2022	0902_SD023_221107	Normal	NSW_0902_PFASOMP	<0.0002	<0.0005	<0.0002	<0.0005	<0.0005	<0.0002	<0.0005
SD023	10 May 2023	0902_SD023_230510	Normal	NSW_0902_PFASOMP_23	<0.0002	<0.0005	<0.0002	<0.0005	<0.0005	<0.0002	<0.0005
SD023	24 Nov 2023	0902_SD023_231124	Normal	NSW_0902_PFASOMP_23	<0.0002	<0.0005	<0.0002	<0.0005	<0.0005	<0.0002	<0.0005
SD024	13 Nov 2017	0902_SD24_131117	Normal	NSW_0902_PFAS	<0.0002	<0.0005	<0.0002	<0.0005	<0.0005	<0.0002	<0.0005
SD024	15 Nov 2019	0902_SD024_191115	Normal	NSW_0902_PFASOMP	<0.0002	<0.0005	<0.0002	<0.0005	<0.0005	<0.0002	<0.0005
SD024	14 May 2020	0902_SD024_200514	Normal	NSW_0902_PFASOMP	<0.0002	<0.0005	<0.0002	<0.0005	<0.0005	<0.0002	<0.0005
SD024	12 Nov 2020	0902_SD024_201112	Normal	NSW_0902_PFASOMP	<0.0002	<0.0005	<0.0002	<0.0005	<0.0005	<0.0002	<0.0005
SD024	05 May 2021	0902_SD024_210505	Normal	NSW_0902_PFASOMP	<0.0002	<0.0005	<0.0002	<0.0005	<0.0005	<0.0002	<0.0005

					PFAS - Perfluoroalkyl Sulfonamides						
					Perfluorooctane sulfonamide (FOSA)	N-Methyl perfluorooctane sulfonamide (MeFOSA)	N-Methyl perfluorooctane sulfonamidoacetic acid (MeFOSAA)	N-methyl perfluorooctane sulfonamidoethanol (MeFOSE)	N-Ethyl perfluorooctane sulfonamide (EtFOSA)	N-Ethyl perfluorooctane sulfonamidoacetic acid (EtFOSAA)	N-Ethyl perfluorooctane sulfonamidoethanol (EtFOSE)
					mg/kg	mg/kg	mg/kg	mg/kg	mg/kg	mg/kg	mg/kg
SD024	26 Nov 2021	0902_SD024_211126	Normal	NSW_0902_PFASOMP	<0.0002	<0.0005	<0.0002	<0.0005	<0.0005	<0.0002	<0.0005
SD024	31 May 2022	0902_SD024_220531	Normal	NSW_0902_PFASOMP	<0.0002	<0.0005	<0.0002	<0.0005	<0.0005	<0.0002	<0.0005
SD024	03 Nov 2022	0902_SD024_221103	Normal	NSW_0902_PFASOMP	<0.0002	<0.0005	<0.0002	<0.0005	<0.0005	<0.0002	<0.0005
SD024	09 May 2023	0902_SD024_230509	Normal	NSW_0902_PFASOMP_23	<0.0002	<0.0005	<0.0002	<0.0005	<0.0005	<0.0002	<0.0005
SD024	27 Nov 2023	0902_SD024_231127	Normal	NSW_0902_PFASOMP_23	<0.0002	<0.0005	<0.0002	<0.0005	<0.0005	<0.0002	<0.0005
SD030	17 Nov 2013	0902_QC281_131117	Interlab_D	NSW_0902_PFAS	<0.001	<0.001	<0.0002	<0.001	<0.001	<0.0002	<0.005
SD030	13 Nov 2017	0902_SD30_131117	Normal	NSW_0902_PFAS	<0.0002	<0.0005	<0.0002	<0.0005	<0.0005	<0.0002	<0.0005
SD030	18 Jan 2018	0902_SD030_180118	Normal	NSW_0902_PFAS	<0.0002	<0.0005	<0.0002	<0.0005	<0.0005	<0.0002	<0.0005
SD030	27 Feb 2018	0902_SD030_270218	Normal	NSW_0902_PFAS	<0.0002	<0.0005	<0.0002	<0.0005	<0.0005	<0.0002	<0.0005
SD030	15 Nov 2019	0902_SD030_191115	Normal	NSW_0902_PFASOMP	<0.0002	<0.0005	<0.0002	<0.0005	<0.0005	<0.0002	<0.0005
SD030	15 May 2020	0902_SD030_200515	Normal	NSW_0902_PFASOMP	<0.0002	<0.0005	<0.0002	<0.0005	<0.0005	<0.0002	<0.0005
SD030	13 Nov 2020	0902_SD030_201113	Normal	NSW_0902_PFASOMP	<0.0002	<0.0005	<0.0002	<0.0005	<0.0005	<0.0002	<0.0005
SD030	07 May 2021	0902_SD030_210507	Normal	NSW_0902_PFASOMP	<0.0002	<0.0005	<0.0002	<0.0005	<0.0005	<0.0002	<0.0005
SD030	29 Nov 2021	0902_SD030_211129	Normal	NSW_0902_PFASOMP	<0.0002	<0.0005	<0.0002	<0.0005	<0.0005	<0.0002	<0.0005
SD030	31 May 2022	0902_SD030_220531	Normal	NSW_0902_PFASOMP	<0.0002	<0.0005	<0.0002	<0.0005	<0.0005	<0.0002	<0.0005
SD030	07 Nov 2022	0902_QC210_221107	Interlab_D	NSW_0902_PFASOMP	<0.001	<0.001	<0.0002	<0.001	<0.001	<0.0002	<0.005
SD030	07 Nov 2022	0902_SD030_221107	Normal	NSW_0902_PFASOMP	<0.0002	<0.0005	<0.0002	<0.0005	<0.0005	<0.0002	<0.0005
SD030	10 May 2023	0902_QC108_230510	Field_D	NSW_0902_PFASOMP_23	<0.0002	<0.0005	<0.0002	<0.0005	<0.0005	<0.0002	<0.0005
SD030	10 May 2023	0902_QC208_230510	Interlab_D	NSW_0902_PFASOMP_23	<0.001	<0.001	<0.0002	<0.001	<0.001	<0.0002	<0.005
SD030	10 May 2023	0902_SD030_230510	Normal	NSW_0902_PFASOMP_23	<0.0002	<0.0005	<0.0002	<0.0005	<0.0005	<0.0002	<0.0005
SD030	27 Nov 2023	0902_QC112_231127	Field_D	NSW_0902_PFASOMP_23	<0.0002	<0.0005	<0.0002	<0.0005	<0.0005	<0.0002	<0.0005
SD030	27 Nov 2023	0902_QC212_231127	Interlab_D	NSW_0902_PFASOMP_23	<0.001	<0.001	<0.0002	<0.001	<0.001	<0.0002	<0.005
SD030	27 Nov 2023	0902_SD030_231127	Normal	NSW_0902_PFASOMP_23	<0.0002	<0.0005	<0.0002	<0.0005	<0.0005	<0.0002	<0.0005
SD035	16 Nov 2017	0902_SD035_161117	Normal	NSW_0902_PFAS	<0.0002	<0.0005	<0.0002	<0.0005	<0.0005	<0.0002	<0.0005
SD035	15 Nov 2019	0902_SD035_191115	Normal	NSW_0902_PFASOMP	<0.0002	<0.0005	<0.0002	<0.0005	<0.0005	<0.0002	<0.0005
SD035	14 May 2020	0902_SD035_200514	Normal	NSW_0902_PFASOMP	<0.0002	<0.0005	<0.0002	<0.0005	<0.0005	<0.0002	<0.0005
SD035	13 Nov 2020	0902_SD035_201113	Normal	NSW_0902_PFASOMP	<0.0002	<0.0005	<0.0002	<0.0005	<0.0005	<0.0002	<0.0005
SD035	06 May 2021	0902_SD035_210506	Normal	NSW_0902_PFASOMP	<0.0002	<0.0005	<0.0002	<0.0005	<0.0005	<0.0002	<0.0005
SD035	25 Nov 2021	0902_SD035_211125	Normal	NSW_0902_PFASOMP	<0.0002	<0.0005	<0.0002	<0.0005	<0.0005	<0.0002	<0.0005
SD035	30 May 2022	0902_SD035_220530	Normal	NSW_0902_PFASOMP	<0.0002	<0.0005	<0.0002	<0.0005	<0.0005	<0.0002	<0.0005
SD035	03 Nov 2022	0902_SD035_221103	Normal	NSW_0902_PFASOMP	<0.0002	<0.0005	<0.0002	<0.0005	<0.0005	<0.0002	<0.0005
SD035	09 May 2023	0902_QC106_230509	Field_D	NSW_0902_PFASOMP_23	<0.0002	<0.0005	<0.0002	<0.0005	<0.0005	<0.0002	<0.0005
SD035	09 May 2023	0902_QC206_230509	Interlab_D	NSW_0902_PFASOMP_23	<0.001	<0.001	<0.0002	<0.001	<0.001	<0.0002	<0.005
SD035	09 May 2023	0902_SD035_230509	Normal	NSW_0902_PFASOMP_23	<0.0002	<0.0005	<0.0002	<0.0005	<0.0005	<0.0002	<0.0005
SD035	27 Nov 2023	0902_SD035_231127	Normal	NSW_0902_PFASOMP_23	<0.0002	<0.0005	<0.0002	<0.0005	<0.0005	<0.0002	<0.0005
SD081	23 Nov 2023	0902_SD081_231123	Normal	NSW_0902_PFASOMP_23	<0.0002	<0.0005	<0.0002	<0.0005	<0.0005	<0.0002	<0.0005

Notes

LOR	Limit of Reporting
Normal	Primary sample
Field_D	Intra-laboratory duplicate sample
Interlab_D	Inter-laboratory duplicate sample

Appendix C

Calibration Certificates

AECOM

ANZ

FQM - Water Quality Meter Calibration Record

Q4AN(EV)-410-FM1

Project Name:	OMP Richmond	**Project Number:**	60612562/5.1
Project Location:	Richmond	**Client:**	Defence
PM Name:	GT	**Fieldwork Staff Name:**	NT, TD

This calibration record is intended to prompt fieldwork staff to calibrate water quality meter (WQM) daily before the start of fieldworks.

INSTRUMENT DETAILS

Supplier:	WAM Scientific
Make and Model:	YSI Pro Plus
Serial Number:	20L105295

CALIBRATION

CALIBRATE WITH CALIBRATION SOLUTIONS

Date and Time:					
Parameter	Acidity		Conductivity	Dissolved Oxygen	
Units	pH	pH	µS/cm	ppm	ppm
Calibration Standard Concentration:					
Calibration Reading:				~~0.0~~ JR	
Calibration Temperature:					

ONGOING CHECKS

BUMP TEST WITH CALIBRATION SOLUTION

Date and Time:					
Parameter	Acidity		Conductivity	Dissolved Oxygen	
Units	pH	pH	µS/cm	ppm	ppm
Calibration Standard Concentration:	4	7	2625	0.0	
Bump Test Reading:	4.03	6.98	2613	0.0	
Bump Test Temperature:	22.5	22.5	22.5	22.5	

COMMENTS

Detail any equipment faults, minor maintenance performed, change of batteries or technical support provided.

No calibration required

Approval and Distribution

☑ Each individual instrument has been inspected and calibrated daily and bump tested as required by fieldwork staff.

Fieldwork Staff Signature — **Date** 20/11/23

Distribution: Project Central File

AECOM

ANZ

FQM - Water Quality Meter Calibration Record

Q4AN(EV)-410-FM1

Project Name:	OMP Richmond	**Project Number:**	60612562/5.1
Project Location:	Richmond	**Client:**	Defence
PM Name:	GT	**Fieldwork Staff Name:**	NT, TD

This calibration record is intended to prompt fieldwork staff to calibrate water quality meter (WQM) daily before the start of fieldworks.

INSTRUMENT DETAILS

Supplier:	WAM Scientific
Make and Model:	YSI Pro Plus
Serial Number:	20L105295

CALIBRATION

CALIBRATE WITH CALIBRATION SOLUTIONS

Date and Time:					
Parameter	Acidity		Conductivity	Dissolved Oxygen	
Units	pH	pH	µS/cm	ppm	ppm
Calibration Standard Concentration:	4.0	7	2549		
Calibration Reading:	4.0	7.0	2588		
Calibration Temperature:	21.5	21.5	21.1		

ONGOING CHECKS

BUMP TEST WITH CALIBRATION SOLUTION

Date and Time:	21/11/23 7:45				
Parameter	Acidity		Conductivity	Dissolved Oxygen	
Units	pH	pH	µS/cm	ppm	ppm
Calibration Standard Concentration:	4	7	2549	0.0	
Bump Test Reading:	4.12	6.92	2348	0.0	
Bump Test Temperature:	21.5	21.5	21.1	21.7	

COMMENTS

Detail any equipment faults, minor maintenance performed, change of batteries or technical support provided.

Calibration required for pH 4, 7, and conductivity.

Approval and Distribution

☑ Each individual instrument has been inspected and calibrated daily and bump tested as required by fieldwork staff.

Fieldwork Staff Signature — **Date** 21/11/23

Distribution: Project Central File

AECOM

ANZ

FQM - Water Quality Meter Calibration Record

Q4AN(EV)-410-FM1

Project Name:	OMP Richmond	**Project Number:**	60612562/5.1
Project Location:	Richmond	**Client:**	Defence
PM Name:	GT	**Fieldwork Staff Name:**	NT, TD

This calibration record is intended to prompt fieldwork staff to calibrate water quality meter (WQM) daily before the start of fieldworks.

INSTRUMENT DETAILS

Supplier:	WAM SCIENTIFIC
Make and Model:	VSI PRO DLUS
Serial Number:	20L105295

CALIBRATION

CALIBRATE WITH CALIBRATION SOLUTIONS

Date and Time:	22/11/23				
Parameter	Acidity		Conductivity	Dissolved Oxygen	
Units	pH	pH	µS/cm	~~ppm~~	~~ppm~~
Calibration Standard Concentration:	4	7	2865	0	
Calibration Reading:	4.01	7.00	2829		
Calibration Temperature:	29.5	27.1	27.5		

ONGOING CHECKS

BUMP TEST WITH CALIBRATION SOLUTION

Date and Time:	22/11/23				
Parameter	Acidity		Conductivity	Dissolved Oxygen	
Units	pH	pH	µS/cm	0 ~~ppm~~ MG/L	ppm
Calibration Standard Concentration:	4	7	2865	0	
Bump Test Reading:	4.09	6.89	2030	0	
Bump Test Temperature:	29.5	27.0	27.6	28.7	

COMMENTS

Detail any equipment faults, minor maintenance performed, change of batteries or technical support provided.

N/A

Approval and Distribution

☑ Each individual instrument has been inspected and calibrated daily and bump tested as required by fieldwork staff.

Fieldwork Staff Signature

22/11/23
Date

Distribution: Project Central File

AECOM

ANZ

FQM - Water Quality Meter Calibration Record

Q4AN(EV)-410-FM1

Project Name:	OMP Richmond	**Project Number:**	60612562/5.1
Project Location:	Richmond	**Client:**	Defence
PM Name:	GT	**Fieldwork Staff Name:**	NT, TD

This calibration record is intended to prompt fieldwork staff to calibrate water quality meter (WQM) daily before the start of fieldworks.

INSTRUMENT DETAILS

Supplier:	WAN SCIENTIFIC
Make and Model:	YSI PRO PLUS
Serial Number:	20L105295

CALIBRATION

CALIBRATE WITH CALIBRATION SOLUTIONS

Date and Time:	23/11/23				
Parameter	Acidity		Conductivity	Dissolved Oxygen	
Units	pH	pH	µS/cm	ppm	ppm
Calibration Standard Concentration:	4	7			
Calibration Reading:	3.99	7.01			
Calibration Temperature:	22	22.4			

ONGOING CHECKS

BUMP TEST WITH CALIBRATION SOLUTION

Date and Time:	23/11/23				
Parameter	Acidity		Conductivity	Dissolved Oxygen	
Units	pH	pH	µS/cm	ppm	ppm
Calibration Standard Concentration:	4	7	2640	0	
Bump Test Reading:	4.22	6.86	2665	0	
Bump Test Temperature:	22	22.5	22.6	22.3	

COMMENTS

Detail any equipment faults, minor maintenance performed, change of batteries or technical support provided.

N/A

Approval and Distribution

☑ Each individual instrument has been inspected and calibrated daily and bump tested as required by fieldwork staff.

Fieldwork Staff Signature — **Date** 23/11/23

Distribution: Project Central File

AECOM

ANZ

FQM - Water Quality Meter Calibration Record

Q4AN(EV)-410-FM1

Project Name:	OMP Richmond	**Project Number:**	60612562/5.1
Project Location:	Richmond	**Client:**	Defence
PM Name:	GT	**Fieldwork Staff Name:**	NT, TD

This calibration record is intended to prompt fieldwork staff to calibrate water quality meter (WQM) daily before the start of fieldworks.

INSTRUMENT DETAILS

Supplier:	WAM SCIENTIFIC
Make and Model:	YSI PRO PLUS
Serial Number:	20L105295

CALIBRATION

CALIBRATE WITH CALIBRATION SOLUTIONS

Date and Time:					
Parameter	Acidity		Conductivity	Dissolved Oxygen	
Units	pH	pH	µS/cm	ppm	ppm
Calibration Standard Concentration:	4		2602		
Calibration Reading:	3.99		2597		
Calibration Temperature:	21.2		22.1		

ONGOING CHECKS

BUMP TEST WITH CALIBRATION SOLUTION

Date and Time:					
Parameter	Acidity		Conductivity	Dissolved Oxygen	
Units	pH	pH	µS/cm	ppm	ppm
Calibration Standard Concentration:	4	7	2602	0	
Bump Test Reading:	4.20	6.96	2740	0	
Bump Test Temperature:	21.1	22.2	22	22	

COMMENTS

Detail any equipment faults, minor maintenance performed, change of batteries or technical support provided.

N/A

Approval and Distribution

☑ Each individual instrument has been inspected and calibrated daily and bump tested as required by fieldwork staff.

Fieldwork Staff Signature — **Date** 24/11/23

Distribution: Project Central File

AECOM

ANZ

FQM - Water Quality Meter Calibration Record

Q4AN(EV)-410-FM1

Project Name:	OMP Richmond	**Project Number:**	60612562/5.1
Project Location:	Richmond	**Client:**	Defence
PM Name:	GT	**Fieldwork Staff Name:**	NT, TD

This calibration record is intended to prompt fieldwork staff to calibrate water quality meter (WQM) daily before the start of fieldworks.

INSTRUMENT DETAILS

Supplier:	WAM SCIENTIFIC
Make and Model:	YSI PRO
Serial Number:	20L105295

CALIBRATION

CALIBRATE WITH CALIBRATION SOLUTIONS

Date and Time:	27/11/23				
Parameter	Acidity		Conductivity	Dissolved Oxygen	
Units	pH	pH	µS/cm	ppm	ppm
Calibration Standard Concentration:		7	2628		
Calibration Reading:		7.01	2618		
Calibration Temperature:		22.6	22.5		

ONGOING CHECKS

BUMP TEST WITH CALIBRATION SOLUTION

Date and Time:	27/11/23				
Parameter	Acidity		Conductivity	Dissolved Oxygen	
Units	pH	pH	µS/cm	~~ppm~~ mg/L	ppm
Calibration Standard Concentration:	4	7	2628	0	
Bump Test Reading:	4.04	6.86	2450	0	
Bump Test Temperature:	22.6	22.6	22.5	22.6	

COMMENTS

Detail any equipment faults, minor maintenance performed, change of batteries or technical support provided.

Approval and Distribution

☐ Each individual instrument has been inspected and calibrated daily and bump tested as required by fieldwork staff.

Fieldwork Staff Signature: [signature]

Date: 27/11/23

Distribution: Project Central File

Appendix D

Analytical Data Validation

DATA VALIDATION REPORT

Project number:	60612562	**Validation by:**	NT	**Date:**	11/12/2023
Client:	Department of Defence	**Data verified by:**	ST	**Date:**	14/12/2023
Site:	RAAF Base Richmond				
Matrix type:	Groundwater, Surface Water, and Sediment				
Primary samples:	79 Groundwater samples, 20 Surface Water samples, 21 Sediment samples				
Laboratory:	Primary: ALS, Secondary: Envirolab				
Lab reference:	ES2341217, ES2341219 (ALS), 338730 (Envirolab)				

Key Issues: No QA/QC issues were identified in the field or laboratory datasets that could have a material implication to decision-making on the project.

Field Quality Assurance and Quality Control

Field DQOs and DQIs	The data quality objectives (DQOs) and data quality indicators (DQIs) adopted for these works are presented in the SAQP (AECOM, 2023).
Sampling personnel	Sampling was conducted by suitably qualified and experienced AECOM Environmental Scientists and Engineers.
Sampling Methodology	All water and sediment samples were collected in accordance with the methodology outlined in the SAQP (AECOM, 2023). After each sample was collected, reusable equipment was decontaminated using Liquinox and potable water, and the consumables (nitrile gloves and HydraSleeve™ materials) were disposed of in waste bins.
Chain of Custody (COC)	All samples collected were reported on the Chain of Custody documents (COC) and subsequent email amendments and analysed for requested analytes.
Rinsate Blank	Rinsate blank samples were collected at a frequency of 1 per day of sampling where equipment was re-used and decontaminated between sample points (a total of 6 rinsate blank samples were collected). Rinsate blank samples were either collected from the final rinse of the interface probe or sampling trowel following decontamination, using laboratory-supplied de-ionised water.
Frequency of field QC	Field duplicates (intra-laboratory duplicates) and triplicates (inter-laboratory duplicates) were collected at a frequency slightly greater than one in ten primary samples (10%), exceeding the DQI. In total: • 10 water field duplicates and 10 water field triplicates were collected (10.1%) for 99 primary water samples • 3 sediment field duplicates and 3 sediment field triplicates were collected (14.3%) for 21 primary sediment samples.
Handling and preservation	All samples were received by the primary laboratory in appropriate containers, with ice present, between 3.2 – 7 °C, slightly above the recommended temperature range (≤6 ˚C). Given that PFAS are non-volatile, the slightly elevated temperature is not considered likely to significantly impact analytical results. Samples were received by the secondary laboratory in appropriate containers at 3.0 °C, within the recommended temperature range.
Calibration of equipment	Measurements of water geochemical parameters were undertaken using YSI Professional Plus water quality meters, which were calibrated by the supplier prior to use, in accordance with the manufacturer's instructions and bump tested daily by the field personnel. Measurements of depth to groundwater were undertaken using interface probes, which were serviced by the supplier prior to use.

	All equipment calibration and service certificates are presented in **Appendix C**.
Laboratory QA/QC	
Laboratory DQOs and DQIs	The data quality objectives (DQOs) and data quality indicators (DQIs) adopted for these works are presented in the SAQP (AECOM, 2023).
Tests requested/reported	All samples were analysed for per- and polyfluoroalkyl substances (PFAS) extended suite. All sample requests for analysis are reported on the Chain of Custody (COC).
Holding time compliance	All samples were extracted and analysed by the laboratory within the recommended holding times.
Laboratory accreditation	The primary laboratory analysis was conducted by ALS Environmental Pty Ltd (Sydney) a National Association of Testing Authorities (NATA) accredited laboratory (Accreditation No. 825). The secondary samples were analysed at Envirolab Services, also a NATA accredited laboratory (accreditation number 2901).
Frequency of laboratory QC	The primary laboratory ALS reported a sufficient frequency of quality control samples to assess whether the results have been reported with acceptable accuracy and precision.
Method Blank	All method blank concentrations were reported <LOR (limit of reporting) for the analytes tested, meeting the project requirements. This is presented in the Quality Control Reports for both laboratories.
Laboratory duplicate RPDs	The reported laboratory duplicate's Relative Percentage Differences (RPDs) were within laboratory control limits. The laboratory duplicate RPDs are presented in the Quality Control Reports for the primary laboratory.
LCS recovery	Laboratory control spike (LCS) recoveries were within control limits. This is presented in the Quality Control Reports for both laboratories.
Matrix spike recovery	Matrix spike (MS) recoveries were within control limits with the exception of: **Non-determined MS recoveries** • ES2341217: PFHxS, 0902_MW026_231123 • ES2341219: various PFAS, 0902_SD001_231120 • ES2341219: PFHxS, PFOS, anonymous sample (soil) These non-determinations were due to background levels being greater than or equal to four times spike levels, which do not reflect method bias or affect data interpretation.
Surrogate spike recovery	The reported surrogate spike recoveries were within laboratory control limits.
QA/QC Data Evaluation	
Comparison of Field Observations and Laboratory Results	No anomalies between field observations and analytical results were noted.
Anomalous data / Repeat Analysis	Following the reporting of a PFAS concentration which was a new exceedance at one location (MW113) the primary laboratory was requested to repeat the analysis which reported PFAS concentrations below LOR. The primary laboratory investigated this discrepancy and identified that there was a sample swap between sample #76 and #77 of workorder ES2341217 that occurred either at the sample preparation stage or when sample was loaded on instrument for analysis. Laboratory documents were reissued with the corrected results for samples #76 and #77.

DATA VALIDATION REPORT

Data transcription	A check of the laboratory results identified no anomalies within the electronic data, the laboratory reports, and the tables generated by AECOM.
Limits of reporting	With the exception of the PFAS NEMP Freshwater 99% species protection (HEPA 2020) values for PFOS, the laboratory LORs were sufficiently low to enable assessment against adopted guideline criteria.
Rinsate Blank sample results	The concentrations of PFAS in the Rinsate Blank samples (**Table D3**) were below the LOR, indicating that decontamination procedures were adequate.
Intra/Inter-laboratory duplicate RPDs for Field Duplicates / Triplicates	Field duplicates (intra-laboratory duplicates) RPDs for field duplicates (intra-laboratory duplicates) and triplicates (inter-laboratory duplicates) were reported within acceptable limits (≤30%, or ≤50% for results 10-20 x LOR, or No Limit for results <10 x LOR), with the exception of: <u>Intra-laboratory duplicates (Field Duplicates) RPDs</u> - **0902_SD011/QC104 -** RPDs ranging between 93% and 136% for various PFAS. <u>Inter-laboratory duplicates (Field Triplicates) RPDs</u> - **0902_SD011/QC204 -** RPDs ranging between 59% and 104% for various PFAS. - **0902_SW016/QC208 -** RPDs ranging between 31% and 39% for various PFAS. - **0902_MW045/QC207 -** RPDs of 125% for sum of PFAS. - **0902_SW013/QC203 -** RPDs ranging between 40% and 55% for various PFAS. The elevated RPDs for water duplicate pairs were generally within the same order of magnitude and therefore considered acceptable. The elevated RPDs for sediments are likely to be attributed to the heterogeneous nature of the sediment sampled and therefore are considered acceptable. Where required for quantitative purposes, the highest concentrations from the primary and duplicate pairs will be used in the report.
Overall Assessment	
	Data validation procedure employed in the assessment of the field and laboratory QA/QC data indicated that the reported analytical results are representative of the sample locations and that the overall quality of the analytical data produced is acceptably reliable for the purpose of this report.

Attached:

Table D1 – Water RPDs

Table D2 – Sediment RPDs

Table D3 – Rinsate Blank Results

Table D1 - Water Duplicate RPDs

		Lab Report Number	ES2341217	ES2341217		ES2341217	338730		ES2341217	ES2341217		ES2341217	338730
		Field ID	0902_MW021_231120	0902_QC100_231120		0902_MW021_231120	0902_QC200_231120		0902_MW056_231120	0902_QC101_231120		0902_MW056_231120	0902_QC201_231120
		Matrix Type	Water	Water		Water	Water		Water	Water		Water	Water
		Date	20 Nov 2023	20 Nov 2023	RPD	20 Nov 2023	20 Nov 2023	RPD	20 Nov 2023	20 Nov 2023	RPD	20 Nov 2023	20 Nov 2023
	Unit	LOR											
PFAS													
Perfluorooctanoic acid (PFOA)	µg/L	0.01	0.28	0.25	11	0.28	0.32	13	<0.01	<0.01	nc	<0.01	<0.01
Perfluorooctane sulfonic acid (PFOS)	µg/L	0.01	3.04	2.99	2	3.04	3.5	14	0.07	0.06	15	0.07	0.04
Perfluorohexane sulfonic acid (PFHxS)	µg/L	0.01	2.54	2.25	12	2.54	2.7	6	0.01	0.02	67	0.01	0.01
Sum of PFHxS and PFOS	µg/L	0.01	5.58	5.24	6	5.58	6.2	11	0.08	0.08	0	0.08	0.05
Sum of PFAS	µg/L	0.01	6.78	6.4	6	6.78	7.7	13	0.08	0.08	0	0.08	0.05
PFAS - Perfluoroalkyl Sulfonic Acids													
Perfluorobutane sulfonic acid (PFBS)	µg/L	0.01	0.1	0.09	11	0.1	0.12	18	<0.02	<0.02	nc	<0.02	<0.01
Perfluoropentane sulfonic acid (PFPeS)	µg/L	0.01	0.16	0.1	46	0.16	0.16	0	<0.02	<0.02	nc	<0.02	<0.01
Perfluoroheptane sulfonic acid (PFHpS)	µg/L	0.01	0.08	0.08	0	0.08	0.08	0	<0.02	<0.02	nc	<0.02	<0.01
Perfluorodecane sulfonic acid (PFDS)	µg/L	0.02	<0.02	<0.02	nc	<0.02	<0.02	nc	<0.02	<0.02	nc	<0.02	<0.02
PFAS - Perfluoroalkyl Carboxylic Acids													
Perfluorobutanoic acid (PFBA)	µg/L	0.02	0.1	0.1	0	0.1	0.2	67	<0.1	<0.1	nc	<0.1	<0.02
Perfluoropentanoic acid (PFPeA)	µg/L	0.02	0.1	0.1	0	0.1	0.1	0	<0.02	<0.02	nc	<0.02	<0.02
Perfluorohexanoic acid (PFHxA)	µg/L	0.01	0.29	0.34	16	0.29	0.36	22	<0.02	<0.02	nc	<0.02	<0.01
Perfluoroheptanoic acid (PFHpA)	µg/L	0.01	0.09	0.08	12	0.09	0.1	11	<0.02	<0.02	nc	<0.02	<0.01
Perfluorononanoic acid (PFNA)	µg/L	0.01	<0.02	0.02	nc	<0.02	0.03	nc	<0.02	<0.02	nc	<0.02	<0.01
Perfluorodecanoic acid (PFDA)	µg/L	0.02	<0.02	<0.02	nc	<0.02	<0.02	nc	<0.02	<0.02	nc	<0.02	<0.02
Perfluoroundecanoic acid (PFUnDA)	µg/L	0.02	<0.02	<0.02	nc	<0.02	<0.02	nc	<0.02	<0.02	nc	<0.02	<0.02
Perfluorododecanoic acid (PFDoDA)	µg/L	0.02	<0.02	<0.02	nc	<0.02	<0.05	nc	<0.02	<0.02	nc	<0.02	<0.05
Perfluorotridecanoic acid (PFTrDA)	µg/L	0.02	<0.02	<0.02	nc	<0.02	<0.1	nc	<0.02	<0.02	nc	<0.02	<0.1
Perfluorotetradecanoic acid (PFTeDA)	µg/L	0.05	<0.05	<0.05	nc	<0.05	<0.5	nc	<0.05	<0.05	nc	<0.05	<0.5
PFAS - (n:2) Fluorotelomer Sulfonic Acids													
4:2 Fluorotelomer sulfonic acid (4:2 FTS)	µg/L	0.01	<0.05	<0.05	nc	<0.05	<0.01	nc	<0.05	<0.05	nc	<0.05	<0.01
6:2 Fluorotelomer sulfonic acid (6:2 FTS)	µg/L	0.01	<0.05	<0.05	nc	<0.05	<0.01	nc	<0.05	<0.05	nc	<0.05	<0.01
8:2 Fluorotelomer sulfonic acid (8:2 FTS)	µg/L	0.02	<0.05	<0.05	nc	<0.05	<0.02	nc	<0.05	<0.05	nc	<0.05	<0.02
10:2 Fluorotelomer sulfonic acid (10:2 FTS)	µg/L	0.02	<0.05	<0.05	nc	<0.05	<0.02	nc	<0.05	<0.05	nc	<0.05	<0.02
PFAS - Perfluoroalkyl Sulfonamides													
Perfluorooctane sulfonamide (FOSA)	µg/L	0.02	<0.02	<0.02	nc	<0.02	<0.1	nc	<0.02	<0.02	nc	<0.02	<0.1
N-Methyl perfluorooctane sulfonamide (MeFOSA)	µg/L	0.05	<0.05	<0.05	nc	<0.05	<0.05	nc	<0.05	<0.05	nc	<0.05	<0.05
N-Methyl perfluorooctane sulfonamidoacetic acid (MeFOSAA)	µg/L	0.02	<0.02	<0.02	nc	<0.02	<0.02	nc	<0.02	<0.02	nc	<0.02	<0.02
N-methyl perfluorooctane sulfonamidoethanol (MeFOSE)	µg/L	0.05	<0.05	<0.05	nc	<0.05	<0.05	nc	<0.05	<0.05	nc	<0.05	<0.05
N-Ethyl perfluorooctane sulfonamide (EtFOSA)	µg/L	0.05	<0.05	<0.05	nc	<0.05	<0.1	nc	<0.05	<0.05	nc	<0.05	<0.1
N-Ethyl perfluorooctane sulfonamidoacetic acid (EtFOSAA)	µg/L	0.02	<0.02	<0.02	nc	<0.02	<0.02	nc	<0.02	<0.02	nc	<0.02	<0.02
N-Ethyl perfluorooctane sulfonamidoethanol (EtFOSE)	µg/L	0.05	<0.05	<0.05	nc	<0.05	<0.5	nc	<0.05	<0.05	nc	<0.05	<0.5

Notes
LOR = Limit of Reporting
nc = non calculable as concentrations in one or both samples are below the LOR
High RPDs (>30%, or >50% for results 10-20 x LOR) are highlighted in bold

Table D1 - Water Duplicate RPDs

Lab Rep			ES2341217	ES2341217		ES2341217	338730		ES2341219	ES2341219		ES2341219	338730	
			0902_MW016_231122	0902_QC102_231122		0902_MW016_231122	0902_QC202_231122		0902_SW013_231122	0902_QC103_231122		0902_SW013_231122	0902_QC203_231122	
			Water	Water		Water	Water		Water	Water		Water	Water	
		RPD	22 Nov 2023	22 Nov 2023	RPD	22 Nov 2023	22 Nov 2023	RPD	22 Nov 2023	22 Nov 2023	RPD	22 Nov 2023	22 Nov 2023	RPD
	Unit													
PFAS														
Perfluorooctanoic acid (PFOA)	µg/L	nc	<0.01	<0.01	nc	<0.01	<0.01	nc	0.09	0.09	0	0.09	0.11	20
Perfluorooctane sulfonic acid (PFOS)	µg/L	55	0.02	<0.01	nc	0.02	0.01	67	0.57	0.59	3	0.57	0.67	16
Perfluorohexane sulfonic acid (PFHxS)	µg/L	0	<0.01	<0.01	nc	<0.01	<0.01	nc	1.76	1.82	3	1.76	2.2	22
Sum of PFHxS and PFOS	µg/L	46	0.02	<0.01	nc	0.02	0.01	67	2.33	2.41	3	2.33	2.9	22
Sum of PFAS	µg/L	46	0.02	<0.01	nc	0.02	0.01	67	3.67	3.75	2	3.67	4.8	27
PFAS - Perfluoroalkyl Sulfonic Acids														
Perfluorobutane sulfonic acid (PFBS)	µg/L	nc	<0.02	<0.02	nc	<0.02	<0.01	nc	0.28	0.27	4	0.28	0.42	**40**
Perfluoropentane sulfonic acid (PFPeS)	µg/L	nc	<0.02	<0.02	nc	<0.02	<0.01	nc	0.21	0.21	0	0.21	0.37	**55**
Perfluoroheptane sulfonic acid (PFHpS)	µg/L	nc	<0.02	<0.02	nc	<0.02	<0.01	nc	0.04	0.04	0	0.04	0.06	40
Perfluorodecane sulfonic acid (PFDS)	µg/L	nc	<0.02	<0.02	nc	<0.02	<0.02	nc	<0.02	<0.02	nc	<0.02	<0.02	nc
PFAS - Perfluoroalkyl Carboxylic Acids														
Perfluorobutanoic acid (PFBA)	µg/L	nc	<0.1	<0.1	nc	<0.1	<0.02	nc	0.2	0.2	0	0.2	0.34	**52**
Perfluoropentanoic acid (PFPeA)	µg/L	nc	<0.02	<0.02	nc	<0.02	<0.02	nc	0.08	0.09	12	0.08	0.1	22
Perfluorohexanoic acid (PFHxA)	µg/L	nc	<0.02	<0.02	nc	<0.02	<0.01	nc	0.4	0.4	0	0.4	0.45	12
Perfluoroheptanoic acid (PFHpA)	µg/L	nc	<0.02	<0.02	nc	<0.02	<0.01	nc	0.04	0.04	0	0.04	0.07	55
Perfluorononanoic acid (PFNA)	µg/L	nc	<0.02	<0.02	nc	<0.02	<0.01	nc	<0.02	<0.02	nc	<0.02	<0.01	nc
Perfluorodecanoic acid (PFDA)	µg/L	nc	<0.02	<0.02	nc	<0.02	<0.02	nc	<0.02	<0.02	nc	<0.02	<0.02	nc
Perfluoroundecanoic acid (PFUnDA)	µg/L	nc	<0.02	<0.02	nc	<0.02	<0.02	nc	<0.02	<0.02	nc	<0.02	<0.02	nc
Perfluorododecanoic acid (PFDoDA)	µg/L	nc	<0.02	<0.02	nc	<0.02	<0.05	nc	<0.02	<0.02	nc	<0.02	<0.05	nc
Perfluorotridecanoic acid (PFTrDA)	µg/L	nc	<0.02	<0.02	nc	<0.02	<0.1	nc	<0.02	<0.02	nc	<0.02	<0.1	nc
Perfluorotetradecanoic acid (PFTeDA)	µg/L	nc	<0.05	<0.05	nc	<0.05	<0.5	nc	<0.05	<0.05	nc	<0.05	<0.5	nc
PFAS - (n:2) Fluorotelomer Sulfonic Acids														
4:2 Fluorotelomer sulfonic acid (4:2 FTS)	µg/L	nc	<0.05	<0.05	nc	<0.05	<0.01	nc	<0.05	<0.05	nc	<0.05	<0.01	nc
6:2 Fluorotelomer sulfonic acid (6:2 FTS)	µg/L	nc	<0.05	<0.05	nc	<0.05	<0.01	nc	<0.05	<0.05	nc	<0.05	<0.01	nc
8:2 Fluorotelomer sulfonic acid (8:2 FTS)	µg/L	nc	<0.05	<0.05	nc	<0.05	<0.02	nc	<0.05	<0.05	nc	<0.05	<0.02	nc
10:2 Fluorotelomer sulfonic acid (10:2 FTS)	µg/L	nc	<0.05	<0.05	nc	<0.05	<0.02	nc	<0.05	<0.05	nc	<0.05	<0.02	nc
PFAS - Perfluoroalkyl Sulfonamides														
Perfluorooctane sulfonamide (FOSA)	µg/L	nc	<0.02	<0.02	nc	<0.02	<0.1	nc	<0.02	<0.02	nc	<0.02	<0.1	nc
N-Methyl perfluorooctane sulfonamide (MeFOSA)	µg/L	nc	<0.05	<0.05	nc	<0.05	<0.05	nc	<0.05	<0.05	nc	<0.05	<0.05	nc
N-Methyl perfluorooctane sulfonamidoacetic acid (MeFOSAA)	µg/L	nc	<0.02	<0.02	nc	<0.02	<0.02	nc	<0.02	<0.02	nc	<0.02	<0.02	nc
N-methyl perfluorooctane sulfonamidoethanol (MeFOSE)	µg/L	nc	<0.05	<0.05	nc	<0.05	<0.05	nc	<0.05	<0.05	nc	<0.05	<0.05	nc
N-Ethyl perfluorooctane sulfonamide (EtFOSA)	µg/L	nc	<0.05	<0.05	nc	<0.05	<0.1	nc	<0.05	<0.05	nc	<0.05	<0.1	nc
N-Ethyl perfluorooctane sulfonamidoacetic acid (EtFOSAA)	µg/L	nc	<0.02	<0.02	nc	<0.02	<0.02	nc	<0.02	<0.02	nc	<0.02	<0.02	nc
N-Ethyl perfluorooctane sulfonamidoethanol (EtFOSE)	µg/L	nc	<0.05	<0.05	nc	<0.05	<0.5	nc	<0.05	<0.05	nc	<0.05	<0.5	nc

Notes
LOR = Limit of Reporting
nc = non calculable as concentrations in one or both samples are below the LOR
High RPDs (>30%, or >50% for results 10-20 x LOR) are highlighted in bold

Table D1 - Water Duplicate RPDs

	Lab Rep	ES2341217	ES2341217		ES2341217	338730		ES2341217	ES2341217		ES2341217	338730	
		0902_MW060_231123	0902_QC105_231123		0902_MW060_231123	0902_QC205_231123		0902_MW067_231123	0902_QC106_231123		0902_MW067_231123	0902_QC206_231123	
		Water	Water		Water	Water		Water	Water		Water	Water	
		23 Nov 2023	23 Nov 2023	RPD	23 Nov 2023	23 Nov 2023	RPD	23 Nov 2023	23 Nov 2023	RPD	23 Nov 2023	23 Nov 2023	RPD
	Unit												
PFAS													
Perfluorooctanoic acid (PFOA)	µg/L	0.02	0.02	0	0.02	0.02	0	<0.01	<0.01	nc	<0.01	<0.01	nc
Perfluorooctane sulfonic acid (PFOS)	µg/L	0.18	0.16	12	0.18	0.19	5	0.03	0.02	40	0.03	<0.01	nc
Perfluorohexane sulfonic acid (PFHxS)	µg/L	0.49	0.46	6	0.49	0.61	22	0.03	0.03	0	0.03	0.04	29
Sum of PFHxS and PFOS	µg/L	0.67	0.62	8	0.67	0.79	16	0.06	0.05	18	0.06	0.04	40
Sum of PFAS	µg/L	0.9	0.83	8	0.9	1.1	20	0.06	0.05	18	0.06	0.06	0
PFAS - Perfluoroalkyl Sulfonic Acids													
Perfluorobutane sulfonic acid (PFBS)	µg/L	0.05	0.05	0	0.05	0.07	33	<0.02	<0.02	nc	<0.02	<0.01	nc
Perfluoropentane sulfonic acid (PFPeS)	µg/L	0.06	0.05	18	0.06	0.07	15	<0.02	<0.02	nc	<0.02	<0.01	nc
Perfluoroheptane sulfonic acid (PFHpS)	µg/L	0.02	<0.02	nc	0.02	0.01	67	<0.02	<0.02	nc	<0.02	<0.01	nc
Perfluorodecane sulfonic acid (PFDS)	µg/L	<0.02	<0.02	nc	<0.02	<0.02	nc	<0.02	<0.02	nc	<0.02	<0.02	nc
PFAS - Perfluoroalkyl Carboxylic Acids													
Perfluorobutanoic acid (PFBA)	µg/L	<0.1	<0.1	nc	<0.1	0.03	nc	<0.1	<0.1	nc	<0.1	0.03	nc
Perfluoropentanoic acid (PFPeA)	µg/L	<0.02	<0.02	nc	<0.02	0.02	nc	<0.02	<0.02	nc	<0.02	<0.02	nc
Perfluorohexanoic acid (PFHxA)	µg/L	0.08	0.09	12	0.08	0.11	32	<0.02	<0.02	nc	<0.02	<0.01	nc
Perfluoroheptanoic acid (PFHpA)	µg/L	<0.02	<0.02	nc	<0.02	0.02	nc	<0.02	<0.02	nc	<0.02	<0.01	nc
Perfluorononanoic acid (PFNA)	µg/L	<0.02	<0.02	nc	<0.02	<0.01	nc	<0.02	<0.02	nc	<0.02	<0.01	nc
Perfluorodecanoic acid (PFDA)	µg/L	<0.02	<0.02	nc	<0.02	<0.02	nc	<0.02	<0.02	nc	<0.02	<0.02	nc
Perfluoroundecanoic acid (PFUnDA)	µg/L	<0.02	<0.02	nc	<0.02	<0.02	nc	<0.02	<0.02	nc	<0.02	<0.02	nc
Perfluorododecanoic acid (PFDoDA)	µg/L	<0.02	<0.02	nc	<0.02	<0.05	nc	<0.02	<0.02	nc	<0.02	<0.05	nc
Perfluorotridecanoic acid (PFTrDA)	µg/L	<0.02	<0.02	nc	<0.02	<0.1	nc	<0.02	<0.02	nc	<0.02	<0.1	nc
Perfluorotetradecanoic acid (PFTeDA)	µg/L	<0.05	<0.05	nc	<0.05	<0.5	nc	<0.05	<0.05	nc	<0.05	<0.5	nc
PFAS - (n:2) Fluorotelomer Sulfonic Acids													
4:2 Fluorotelomer sulfonic acid (4:2 FTS)	µg/L	<0.05	<0.05	nc	<0.05	<0.01	nc	<0.05	<0.05	nc	<0.05	<0.01	nc
6:2 Fluorotelomer sulfonic acid (6:2 FTS)	µg/L	<0.05	<0.05	nc	<0.05	<0.01	nc	<0.05	<0.05	nc	<0.05	<0.01	nc
8:2 Fluorotelomer sulfonic acid (8:2 FTS)	µg/L	<0.05	<0.05	nc	<0.05	<0.02	nc	<0.05	<0.05	nc	<0.05	<0.02	nc
10:2 Fluorotelomer sulfonic acid (10:2 FTS)	µg/L	<0.05	<0.05	nc	<0.05	<0.02	nc	<0.05	<0.05	nc	<0.05	<0.02	nc
PFAS - Perfluoroalkyl Sulfonamides													
Perfluorooctane sulfonamide (FOSA)	µg/L	<0.02	<0.02	nc	<0.02	<0.1	nc	<0.02	<0.02	nc	<0.02	<0.1	nc
N-Methyl perfluorooctane sulfonamide (MeFOSA)	µg/L	<0.05	<0.05	nc	<0.05	<0.05	nc	<0.05	<0.05	nc	<0.05	<0.05	nc
N-Methyl perfluorooctane sulfonamidoacetic acid (MeFOSAA)	µg/L	<0.02	<0.02	nc	<0.02	<0.02	nc	<0.02	<0.02	nc	<0.02	<0.02	nc
N-methyl perfluorooctane sulfonamidoethanol (MeFOSE)	µg/L	<0.05	<0.05	nc	<0.05	<0.05	nc	<0.05	<0.05	nc	<0.05	<0.05	nc
N-Ethyl perfluorooctane sulfonamide (EtFOSA)	µg/L	<0.05	<0.05	nc	<0.05	<0.1	nc	<0.05	<0.05	nc	<0.05	<0.1	nc
N-Ethyl perfluorooctane sulfonamidoacetic acid (EtFOSAA)	µg/L	<0.02	<0.02	nc	<0.02	<0.02	nc	<0.02	<0.02	nc	<0.02	<0.02	nc
N-Ethyl perfluorooctane sulfonamidoethanol (EtFOSE)	µg/L	<0.05	<0.05	nc	<0.05	<0.5	nc	<0.05	<0.05	nc	<0.05	<0.5	nc

Notes
LOR = Limit of Reporting
nc = non calculable as concentrations in one or both samples are below the LOR
High RPDs (>30%, or >50% for results 10-20 x LOR) are highlighted in bold

Table D1 - Water Duplicate RPDs

	Lab Rep	ES2341217	ES2341217		ES2341217	338730		ES2341219	ES2341219		ES2341219	338730	
		0902_MW045_231123	0902_QC107_231123		0902_MW045_231123	0902_QC207_231123		0902_SW016_231123	0902_QC108_231123		0902_SW016_231123	0902_QC208_231123	
		Water	Water		Water	Water		Water	Water		Water	Water	
		23 Nov 2023	23 Nov 2023	RPD	23 Nov 2023	23 Nov 2023	RPD	23 Nov 2023	23 Nov 2023	RPD	23 Nov 2023	23 Nov 2023	RPD
	Unit												
PFAS													
Perfluorooctanoic acid (PFOA)	µg/L	<0.01	<0.01	nc	<0.01	<0.01	nc	0.02	0.02	0	0.02	0.02	0
Perfluorooctane sulfonic acid (PFOS)	µg/L	<0.01	<0.01	nc	<0.01	<0.01	nc	0.27	0.25	8	0.27	0.37	**31**
Perfluorohexane sulfonic acid (PFHxS)	µg/L	0.03	0.03	0	0.03	0.04	29	0.19	0.21	10	0.19	0.26	31
Sum of PFHxS and PFOS	µg/L	0.03	0.03	0	0.03	0.04	29	0.46	0.46	0	0.46	0.63	**31**
Sum of PFAS	µg/L	0.03	0.03	0	0.03	0.13	**125**	0.58	0.59	2	0.58	0.86	**39**
PFAS - Perfluoroalkyl Sulfonic Acids													
Perfluorobutane sulfonic acid (PFBS)	µg/L	<0.02	<0.02	nc	<0.02	0.02	nc	0.03	0.03	0	0.03	0.05	50
Perfluoropentane sulfonic acid (PFPeS)	µg/L	<0.02	<0.02	nc	<0.02	0.02	nc	0.02	0.03	40	0.02	0.04	67
Perfluoroheptane sulfonic acid (PFHpS)	µg/L	<0.02	<0.02	nc	<0.02	<0.01	nc	<0.02	<0.02	nc	<0.02	0.01	nc
Perfluorodecane sulfonic acid (PFDS)	µg/L	<0.02	<0.02	nc	<0.02	<0.02	nc	<0.02	<0.02	nc	<0.02	<0.02	nc
PFAS - Perfluoroalkyl Carboxylic Acids													
Perfluorobutanoic acid (PFBA)	µg/L	<0.1	<0.1	nc	<0.1	0.03	nc	<0.1	<0.1	nc	<0.1	<0.02	nc
Perfluoropentanoic acid (PFPeA)	µg/L	<0.02	<0.02	nc	<0.02	<0.02	nc	<0.02	<0.02	nc	<0.02	0.03	nc
Perfluorohexanoic acid (PFHxA)	µg/L	<0.02	<0.02	nc	<0.02	0.02	nc	0.05	0.05	0	0.05	0.06	18
Perfluoroheptanoic acid (PFHpA)	µg/L	<0.02	<0.02	nc	<0.02	<0.01	nc	<0.02	<0.02	nc	<0.02	0.01	nc
Perfluorononanoic acid (PFNA)	µg/L	<0.02	<0.02	nc	<0.02	<0.01	nc	<0.02	<0.02	nc	<0.02	<0.01	nc
Perfluorodecanoic acid (PFDA)	µg/L	<0.02	<0.02	nc	<0.02	<0.02	nc	<0.02	<0.02	nc	<0.02	<0.02	nc
Perfluoroundecanoic acid (PFUnDA)	µg/L	<0.02	<0.02	nc	<0.02	<0.02	nc	<0.02	<0.02	nc	<0.02	<0.02	nc
Perfluorododecanoic acid (PFDoDA)	µg/L	<0.02	<0.02	nc	<0.02	<0.05	nc	<0.02	<0.02	nc	<0.02	<0.05	nc
Perfluorotridecanoic acid (PFTrDA)	µg/L	<0.02	<0.02	nc	<0.02	<0.1	nc	<0.02	<0.02	nc	<0.02	<0.1	nc
Perfluorotetradecanoic acid (PFTeDA)	µg/L	<0.05	<0.05	nc	<0.05	<0.5	nc	<0.05	<0.05	nc	<0.05	<0.5	nc
PFAS - (n:2) Fluorotelomer Sulfonic Acids													
4:2 Fluorotelomer sulfonic acid (4:2 FTS)	µg/L	<0.05	<0.05	nc	<0.05	<0.01	nc	<0.05	<0.05	nc	<0.05	<0.01	nc
6:2 Fluorotelomer sulfonic acid (6:2 FTS)	µg/L	<0.05	<0.05	nc	<0.05	<0.01	nc	<0.05	<0.05	nc	<0.05	<0.01	nc
8:2 Fluorotelomer sulfonic acid (8:2 FTS)	µg/L	<0.05	<0.05	nc	<0.05	<0.02	nc	<0.05	<0.05	nc	<0.05	<0.02	nc
10:2 Fluorotelomer sulfonic acid (10:2 FTS)	µg/L	<0.05	<0.05	nc	<0.05	<0.02	nc	<0.05	<0.05	nc	<0.05	<0.02	nc
PFAS - Perfluoroalkyl Sulfonamides													
Perfluorooctane sulfonamide (FOSA)	µg/L	<0.02	<0.02	nc	<0.02	<0.1	nc	<0.02	<0.02	nc	<0.02	<0.1	nc
N-Methyl perfluorooctane sulfonamide (MeFOSA)	µg/L	<0.05	<0.05	nc	<0.05	<0.05	nc	<0.05	<0.05	nc	<0.05	<0.05	nc
N-Methyl perfluorooctane sulfonamidoacetic acid (MeFOSAA)	µg/L	<0.02	<0.02	nc	<0.02	<0.02	nc	<0.02	<0.02	nc	<0.02	<0.02	nc
N-methyl perfluorooctane sulfonamidoethanol (MeFOSE)	µg/L	<0.05	<0.05	nc	<0.05	<0.05	nc	<0.05	<0.05	nc	<0.05	<0.05	nc
N-Ethyl perfluorooctane sulfonamide (EtFOSA)	µg/L	<0.05	<0.05	nc	<0.05	<0.1	nc	<0.05	<0.05	nc	<0.05	<0.1	nc
N-Ethyl perfluorooctane sulfonamidoacetic acid (EtFOSAA)	µg/L	<0.02	<0.02	nc	<0.02	<0.02	nc	<0.02	<0.02	nc	<0.02	<0.02	nc
N-Ethyl perfluorooctane sulfonamidoethanol (EtFOSE)	µg/L	<0.05	<0.05	nc	<0.05	<0.5	nc	<0.05	<0.05	nc	<0.05	<0.5	nc

Notes
LOR = Limit of Reporting
nc = non calculable as concentrations in one or both samples are below the LOR
High RPDs (>30%, or >50% for results 10-20 x LOR) are highlighted in bold

Table D1 - Water Duplicate RPDs

	Lab Rep	ES2341217	ES2341217		ES2341217	338730		ES2341217	ES2341217		ES2341217	338730	
		0902_MW144_231124	0902_QC109_231124		0902_MW144_231124	0902_QC209_231124		0902_MW077_231124	0902_QC111_231124		0902_MW077_231124	0902_QC211_231124	
		Water	Water		Water	Water		Water	Water		Water	Water	
		24 Nov 2023	24 Nov 2023	RPD	24 Nov 2023	24 Nov 2023	RPD	24 Nov 2023	24 Nov 2023	RPD	24 Nov 2023	24 Nov 2023	RPD
	Unit												
PFAS													
Perfluorooctanoic acid (PFOA)	µg/L	<0.01	<0.01	nc	<0.01	<0.01	nc	<0.01	<0.01	nc	<0.01	<0.01	nc
Perfluorooctane sulfonic acid (PFOS)	µg/L	<0.01	<0.01	nc	<0.01	<0.01	nc	0.03	0.03	0	0.03	0.03	0
Perfluorohexane sulfonic acid (PFHxS)	µg/L	0.04	0.04	0	0.04	0.05	22	0.02	0.02	0	0.02	0.03	40
Sum of PFHxS and PFOS	µg/L	0.04	0.04	0	0.04	0.05	22	0.05	0.05	0	0.05	0.06	18
Sum of PFAS	µg/L	0.04	0.04	0	0.04	0.08	67	0.05	0.05	0	0.05	0.06	18
PFAS - Perfluoroalkyl Sulfonic Acids													
Perfluorobutane sulfonic acid (PFBS)	µg/L	<0.02	<0.02	nc	<0.02	0.02	nc	<0.02	<0.02	nc	<0.02	<0.01	nc
Perfluoropentane sulfonic acid (PFPeS)	µg/L	<0.02	<0.02	nc	<0.02	0.02	nc	<0.02	<0.02	nc	<0.02	<0.01	nc
Perfluoroheptane sulfonic acid (PFHpS)	µg/L	<0.02	<0.02	nc	<0.02	<0.01	nc	<0.02	<0.02	nc	<0.02	<0.01	nc
Perfluorodecane sulfonic acid (PFDS)	µg/L	<0.02	<0.02	nc	<0.02	<0.02	nc	<0.02	<0.02	nc	<0.02	<0.02	nc
PFAS - Perfluoroalkyl Carboxylic Acids													
Perfluorobutanoic acid (PFBA)	µg/L	<0.1	<0.1	nc	<0.1	<0.02	nc	<0.1	<0.1	nc	<0.1	<0.02	0
Perfluoropentanoic acid (PFPeA)	µg/L	<0.02	<0.02	nc	<0.02	<0.02	nc	<0.02	<0.02	nc	<0.02	<0.02	nc
Perfluorohexanoic acid (PFHxA)	µg/L	<0.02	<0.02	nc	<0.02	<0.01	nc	<0.02	<0.02	nc	<0.02	<0.01	nc
Perfluoroheptanoic acid (PFHpA)	µg/L	<0.02	<0.02	nc	<0.02	<0.01	nc	<0.02	<0.02	nc	<0.02	<0.01	nc
Perfluorononanoic acid (PFNA)	µg/L	<0.02	<0.02	nc	<0.02	<0.01	nc	<0.02	<0.02	nc	<0.02	<0.01	nc
Perfluorodecanoic acid (PFDA)	µg/L	<0.02	<0.02	nc	<0.02	<0.02	nc	<0.02	<0.02	nc	<0.02	<0.02	nc
Perfluoroundecanoic acid (PFUnDA)	µg/L	<0.02	<0.02	nc	<0.02	<0.02	nc	<0.02	<0.02	nc	<0.02	<0.02	nc
Perfluorododecanoic acid (PFDoDA)	µg/L	<0.02	<0.02	nc	<0.02	<0.05	nc	<0.02	<0.02	nc	<0.02	<0.05	nc
Perfluorotridecanoic acid (PFTrDA)	µg/L	<0.02	<0.02	nc	<0.02	<0.1	nc	<0.02	<0.02	nc	<0.02	<0.1	nc
Perfluorotetradecanoic acid (PFTeDA)	µg/L	<0.05	<0.05	nc	<0.05	<0.5	nc	<0.05	<0.05	nc	<0.05	<0.5	nc
PFAS - (n:2) Fluorotelomer Sulfonic Acids													
4:2 Fluorotelomer sulfonic acid (4:2 FTS)	µg/L	<0.05	<0.05	nc	<0.05	<0.01	nc	<0.05	<0.05	nc	<0.05	<0.01	nc
6:2 Fluorotelomer sulfonic acid (6:2 FTS)	µg/L	<0.05	<0.05	nc	<0.05	<0.01	nc	<0.05	<0.05	nc	<0.05	<0.01	nc
8:2 Fluorotelomer sulfonic acid (8:2 FTS)	µg/L	<0.05	<0.05	nc	<0.05	<0.02	nc	<0.05	<0.05	nc	<0.05	<0.02	nc
10:2 Fluorotelomer sulfonic acid (10:2 FTS)	µg/L	<0.05	<0.05	nc	<0.05	<0.02	nc	<0.05	<0.05	nc	<0.05	<0.02	nc
PFAS - Perfluoroalkyl Sulfonamides													
Perfluorooctane sulfonamide (FOSA)	µg/L	<0.02	<0.02	nc	<0.02	<0.1	nc	<0.02	<0.02	nc	<0.02	<0.1	nc
N-Methyl perfluorooctane sulfonamide (MeFOSA)	µg/L	<0.05	<0.05	nc	<0.05	<0.05	nc	<0.05	<0.05	nc	<0.05	<0.05	nc
N-Methyl perfluorooctane sulfonamidoacetic acid (MeFOSAA)	µg/L	<0.02	<0.02	nc	<0.02	<0.02	nc	<0.02	<0.02	nc	<0.02	<0.02	nc
N-methyl perfluorooctane sulfonamidoethanol (MeFOSE)	µg/L	<0.05	<0.05	nc	<0.05	<0.05	nc	<0.05	<0.05	nc	<0.05	<0.05	nc
N-Ethyl perfluorooctane sulfonamide (EtFOSA)	µg/L	<0.05	<0.05	nc	<0.05	<0.1	nc	<0.05	<0.05	nc	<0.05	<0.1	nc
N-Ethyl perfluorooctane sulfonamidoacetic acid (EtFOSAA)	µg/L	<0.02	<0.02	nc	<0.02	<0.02	nc	<0.02	<0.02	nc	<0.02	<0.02	nc
N-Ethyl perfluorooctane sulfonamidoethanol (EtFOSE)	µg/L	<0.05	<0.05	nc	<0.05	<0.5	nc	<0.05	<0.05	nc	<0.05	<0.5	nc

Notes
LOR = Limit of Reporting
nc = non calculable as concentrations in one or both samples are below the LOR
High RPDs (>30%, or >50% for results 10-20 x LOR) are highlighted in bold

Table D2 - Sediment Duplicate RPDs

		Lab Report Number	ES2341219	ES2341219		ES2341219	338730		ES2341219	ES2341219		ES2341219	338730		ES2341219
		Field ID	0902_SD011_231122	0902_QC104_231122		0902_SD011_231122	0902_QC204_231122		0902_SD022_231124	0902_QC110_231124		0902_SD022_231124	0902_QC210_231124		0902_SD030_231127
		Matrix Type	Soil	Soil		Soil	Soil		Soil	Soil		Soil	Soil		Soil
		Date	22 Nov 2023	22 Nov 2023	RPD	22 Nov 2023	22 Nov 2023	RPD	24 Nov 2023	24 Nov 2023	RPD	24 Nov 2023	24 Nov 2023	RPD	27 Nov 2023
	Unit	LOR													
PFAS															
Perfluorooctanoic acid (PFOA)	mg/kg	0.0001	0.0003	<0.0002	nc	0.0003	0.0001	100	<0.0002	<0.0002	nc	<0.0002	<0.0001	nc	<0.0002
Perfluorooctane sulfonic acid (PFOS)	mg/kg	0.0001	0.0378	0.0084	**127**	0.0378	0.012	**104**	0.0007	0.0004	55	0.0007	0.0008	13	<0.0002
Perfluorohexane sulfonic acid (PFHxS)	mg/kg	0.0001	0.0022	0.0008	**93**	0.0022	0.0012	**59**	<0.0002	<0.0002	nc	<0.0002	<0.0001	nc	<0.0002
Sum of PFHxS and PFOS	mg/kg	0.0001	0.04	0.0092	**125**	0.04	0.013	**102**	0.0007	0.0004	55	0.0007	0.0008	13	<0.0002
Sum of PFAS	mg/kg	0.0001	0.0484	0.0102	**130**	0.0484	0.016	**101**	0.0007	0.0004	55	0.0007	0.001	35	<0.0002
PFAS - Perfluoroalkyl Sulfonic Acids															
Perfluorobutane sulfonic acid (PFBS)	mg/kg	0.0001	<0.0002	<0.0002	nc	<0.0002	<0.0001	nc	<0.0002	<0.0002	nc	<0.0002	<0.0001	nc	<0.0002
Perfluoropentane sulfonic acid (PFPeS)	mg/kg	0.0001	<0.0002	<0.0002	nc	<0.0002	0.0001	nc	<0.0002	<0.0002	nc	<0.0002	<0.0001	nc	<0.0002
Perfluoroheptane sulfonic acid (PFHpS)	mg/kg	0.0001	0.0002	<0.0002	nc	0.0002	0.0001	67	<0.0002	<0.0002	nc	<0.0002	<0.0001	nc	<0.0002
Perfluorodecane sulfonic acid (PFDS)	mg/kg	0.0002	0.0021	0.0006	**111**	0.0021	0.0007	**100**	<0.0002	<0.0002	nc	<0.0002	0.0002	nc	<0.0002
PFAS - Perfluoroalkyl Carboxylic Acids															
Perfluorobutanoic acid (PFBA)	mg/kg	0.0002	<0.001	<0.001	nc	<0.001	<0.0002	nc	<0.001	<0.001	nc	<0.001	<0.0002	nc	<0.001
Perfluoropentanoic acid (PFPeA)	mg/kg	0.0002	<0.0002	<0.0002	nc	<0.0002	<0.0002	nc	<0.0002	<0.0002	nc	<0.0002	<0.0002	nc	<0.0002
Perfluorohexanoic acid (PFHxA)	mg/kg	0.0001	0.0004	<0.0002	nc	0.0004	0.0001	120	<0.0002	<0.0002	nc	<0.0002	<0.0001	nc	<0.0002
Perfluoroheptanoic acid (PFHpA)	mg/kg	0.0001	<0.0002	<0.0002	nc	<0.0002	<0.0001	nc	<0.0002	<0.0002	nc	<0.0002	<0.0001	nc	<0.0002
Perfluorononanoic acid (PFNA)	mg/kg	0.0001	<0.0002	<0.0002	nc	<0.0002	<0.0001	nc	<0.0002	<0.0002	nc	<0.0002	<0.0001	nc	<0.0002
Perfluorodecanoic acid (PFDA)	mg/kg	0.0002	0.0003	<0.0002	nc	0.0003	<0.0005	nc	<0.0002	<0.0002	nc	<0.0002	<0.0005	nc	<0.0002
Perfluoroundecanoic acid (PFUnDA)	mg/kg	0.0002	0.0006	<0.0002	nc	0.0006	<0.0005	nc	<0.0002	<0.0002	nc	<0.0002	<0.0005	nc	<0.0002
Perfluorododecanoic acid (PFDoDA)	mg/kg	0.0002	0.0021	0.0004	**136**	0.0021	0.0007	**100**	<0.0002	<0.0002	nc	<0.0002	<0.0005	nc	<0.0002
Perfluorotridecanoic acid (PFTrDA)	mg/kg	0.0002	0.0006	<0.0002	nc	0.0006	<0.0005	nc	<0.0002	<0.0002	nc	<0.0002	<0.0005	nc	<0.0002
Perfluorotetradecanoic acid (PFTeDA)	mg/kg	0.0005	0.0005	<0.0005	nc	0.0005	<0.005	nc	<0.0005	<0.0005	nc	<0.0005	<0.005	nc	<0.0005
PFAS - (n:2) Fluorotelomer Sulfonic Acids															
4:2 Fluorotelomer sulfonic acid (4:2 FTS)	mg/kg	0.0001	<0.0005	<0.0005	nc	<0.0005	<0.0001	nc	<0.0005	<0.0005	nc	<0.0005	<0.0001	nc	<0.0005
6:2 Fluorotelomer sulfonic acid (6:2 FTS)	mg/kg	0.0001	0.0009	<0.0005	nc	0.0009	0.0002	127	<0.0005	<0.0005	nc	<0.0005	<0.0001	nc	<0.0005
8:2 Fluorotelomer sulfonic acid (8:2 FTS)	mg/kg	0.0002	<0.0005	<0.0005	nc	<0.0005	<0.0002	nc	<0.0005	<0.0005	nc	<0.0005	<0.0002	nc	<0.0005
10:2 Fluorotelomer sulfonic acid (10:2 FTS)	mg/kg	0.0002	<0.0005	<0.0005	nc	<0.0005	<0.0002	nc	<0.0005	<0.0005	nc	<0.0005	<0.0002	nc	<0.0005
PFAS - Perfluoroalkyl Sulfonamides															
Perfluorooctane sulfonamide (FOSA)	mg/kg	0.0002	0.0004	<0.0002	nc	0.0004	<0.001	nc	<0.0002	<0.0002	nc	<0.0002	<0.001	nc	<0.0002
N-Methyl perfluorooctane sulfonamide (MeFOSA)	mg/kg	0.0005	<0.0005	<0.0005	nc	<0.0005	<0.001	nc	<0.0005	<0.0005	nc	<0.0005	<0.001	nc	<0.0005
N-Methyl perfluorooctane sulfonamidoacetic acid (MeFOSAA)	mg/kg	0.0002	<0.0002	<0.0002	nc	<0.0002	<0.0002	nc	<0.0002	<0.0002	nc	<0.0002	<0.0002	nc	<0.0002
N-methyl perfluorooctane sulfonamidoethanol (MeFOSE)	mg/kg	0.0005	<0.0005	<0.0005	nc	<0.0005	<0.001	nc	<0.0005	<0.0005	nc	<0.0005	<0.001	nc	<0.0005
N-Ethyl perfluorooctane sulfonamide (EtFOSA)	mg/kg	0.0005	<0.0005	<0.0005	nc	<0.0005	<0.001	nc	<0.0005	<0.0005	nc	<0.0005	<0.001	nc	<0.0005
N-Ethyl perfluorooctane sulfonamidoacetic acid (EtFOSAA)	mg/kg	0.0002	<0.0002	<0.0002	nc	<0.0002	<0.0002	nc	<0.0002	<0.0002	nc	<0.0002	<0.0002	nc	<0.0002
N-Ethyl perfluorooctane sulfonamidoethanol (EtFOSE)	mg/kg	0.0005	<0.0005	<0.0005	nc	<0.0005	<0.005	nc	<0.0005	<0.0005	nc	<0.0005	<0.005	nc	<0.0005

Notes
LOR = Limit of Reporting
nc = non calculable as concentrations in one or both samples are below the LOR
High RPDs (>30%, or >50% for results 10-20 x LOR) are highlighted in bold

Table D2 - Sediment Duplicate RPDs

	Lab Rep	ES2341219		ES2341219	338730	
		0902_QC112_231127		0902_SD030_231127	0902_QC212_231127	
		Soil		Soil	Soil	
		27 Nov 2023	RPD	27 Nov 2023	27 Nov 2023	RPD
	Unit					
PFAS						
Perfluorooctanoic acid (PFOA)	mg/kg	<0.0002	nc	<0.0002	<0.0001	nc
Perfluorooctane sulfonic acid (PFOS)	mg/kg	<0.0002	nc	<0.0002	<0.0001	nc
Perfluorohexane sulfonic acid (PFHxS)	mg/kg	<0.0002	nc	<0.0002	<0.0001	nc
Sum of PFHxS and PFOS	mg/kg	<0.0002	nc	<0.0002	<0.0001	nc
Sum of PFAS	mg/kg	<0.0002	nc	<0.0002	<0.0001	nc
PFAS - Perfluoroalkyl Sulfonic Acids						
Perfluorobutane sulfonic acid (PFBS)	mg/kg	<0.0002	nc	<0.0002	<0.0001	nc
Perfluoropentane sulfonic acid (PFPeS)	mg/kg	<0.0002	nc	<0.0002	<0.0001	nc
Perfluoroheptane sulfonic acid (PFHpS)	mg/kg	<0.0002	nc	<0.0002	<0.0001	nc
Perfluorodecane sulfonic acid (PFDS)	mg/kg	<0.0002	nc	<0.0002	<0.0002	nc
PFAS - Perfluoroalkyl Carboxylic Acids						
Perfluorobutanoic acid (PFBA)	mg/kg	<0.001	nc	<0.001	<0.0002	nc
Perfluoropentanoic acid (PFPeA)	mg/kg	<0.0002	nc	<0.0002	<0.0002	nc
Perfluorohexanoic acid (PFHxA)	mg/kg	<0.0002	nc	<0.0002	<0.0001	nc
Perfluoroheptanoic acid (PFHpA)	mg/kg	<0.0002	nc	<0.0002	<0.0001	nc
Perfluorononanoic acid (PFNA)	mg/kg	<0.0002	nc	<0.0002	<0.0001	nc
Perfluorodecanoic acid (PFDA)	mg/kg	<0.0002	nc	<0.0002	<0.0005	nc
Perfluoroundecanoic acid (PFUnDA)	mg/kg	<0.0002	nc	<0.0002	<0.0005	nc
Perfluorododecanoic acid (PFDoDA)	mg/kg	<0.0002	nc	<0.0002	<0.0005	nc
Perfluorotridecanoic acid (PFTrDA)	mg/kg	<0.0002	nc	<0.0002	<0.0005	nc
Perfluorotetradecanoic acid (PFTeDA)	mg/kg	<0.0005	nc	<0.0005	<0.005	nc
PFAS - (n:2) Fluorotelomer Sulfonic Acids						
4:2 Fluorotelomer sulfonic acid (4:2 FTS)	mg/kg	<0.0005	nc	<0.0005	<0.0001	nc
6:2 Fluorotelomer sulfonic acid (6:2 FTS)	mg/kg	<0.0005	nc	<0.0005	<0.0001	nc
8:2 Fluorotelomer sulfonic acid (8:2 FTS)	mg/kg	<0.0005	nc	<0.0005	<0.0002	nc
10:2 Fluorotelomer sulfonic acid (10:2 FTS)	mg/kg	<0.0005	nc	<0.0005	<0.0002	nc
PFAS - Perfluoroalkyl Sulfonamides						
Perfluorooctane sulfonamide (FOSA)	mg/kg	<0.0002	nc	<0.0002	<0.001	nc
N-Methyl perfluorooctane sulfonamide (MeFOSA)	mg/kg	<0.0005	nc	<0.0005	<0.001	nc
N-Methyl perfluorooctane sulfonamidoacetic acid (MeFOSAA)	mg/kg	<0.0002	nc	<0.0002	<0.0002	nc
N-methyl perfluorooctane sulfonamidoethanol (MeFOSE)	mg/kg	<0.0005	nc	<0.0005	<0.001	nc
N-Ethyl perfluorooctane sulfonamide (EtFOSA)	mg/kg	<0.0005	nc	<0.0005	<0.001	nc
N-Ethyl perfluorooctane sulfonamidoacetic acid (EtFOSAA)	mg/kg	<0.0002	nc	<0.0002	<0.0002	nc
N-Ethyl perfluorooctane sulfonamidoethanol (EtFOSE)	mg/kg	<0.0005	nc	<0.0005	<0.005	nc

Notes
LOR = Limit of Reporting
nc = non calculable as concentrations in one or both samples are below the LOR
High RPDs (>30%, or >50% for results 10-20 x LOR) are highlighted in bold

Table D3 - Rinsate Blank Analytical Results

		Lab Report Number	ES2341217	ES2341217	ES2341217	ES2341217	ES2341217	ES2341217
		Matrix Type	Water	Water	Water	Water	Water	Water
		Date	20 Nov 2023	21 Nov 2023	23 Nov 2023	23 Nov 2023	24 Nov 2023	27 Nov 2023
	Unit	LOR						
PFAS								
Perfluorooctanoic acid (PFOA)	µg/L	0.01	<0.01	<0.01	<0.01	<0.01	<0.01	<0.01
Perfluorooctane sulfonic acid (PFOS)	µg/L	0.01	<0.01	<0.01	<0.01	<0.01	<0.01	<0.01
Perfluorohexane sulfonic acid (PFHxS)	µg/L	0.01	<0.01	<0.01	<0.01	<0.01	<0.01	<0.01
Sum of PFHxS and PFOS	µg/L	0.01	<0.01	<0.01	<0.01	<0.01	<0.01	<0.01
Sum of PFAS	µg/L	0.01	<0.01	<0.01	<0.01	<0.01	<0.01	<0.01
PFAS - Perfluoroalkyl Sulfonic Acids								
Perfluorobutane sulfonic acid (PFBS)	µg/L	0.02	<0.02	<0.02	<0.02	<0.02	<0.02	<0.02
Perfluoropentane sulfonic acid (PFPeS)	µg/L	0.02	<0.02	<0.02	<0.02	<0.02	<0.02	<0.02
Perfluoroheptane sulfonic acid (PFHpS)	µg/L	0.02	<0.02	<0.02	<0.02	<0.02	<0.02	<0.02
Perfluorodecane sulfonic acid (PFDS)	µg/L	0.02	<0.02	<0.02	<0.02	<0.02	<0.02	<0.02
PFAS - Perfluoroalkyl Carboxylic Acids								
Perfluorobutanoic acid (PFBA)	µg/L	0.1	<0.1	<0.1	<0.1	<0.1	<0.1	<0.1
Perfluoropentanoic acid (PFPeA)	µg/L	0.02	<0.02	<0.02	<0.02	<0.02	<0.02	<0.02
Perfluorohexanoic acid (PFHxA)	µg/L	0.02	<0.02	<0.02	<0.02	<0.02	<0.02	<0.02
Perfluoroheptanoic acid (PFHpA)	µg/L	0.02	<0.02	<0.02	<0.02	<0.02	<0.02	<0.02
Perfluorononanoic acid (PFNA)	µg/L	0.02	<0.02	<0.02	<0.02	<0.02	<0.02	<0.02
Perfluorodecanoic acid (PFDA)	µg/L	0.02	<0.02	<0.02	<0.02	<0.02	<0.02	<0.02
Perfluoroundecanoic acid (PFUnDA)	µg/L	0.02	<0.02	<0.02	<0.02	<0.02	<0.02	<0.02
Perfluorododecanoic acid (PFDoDA)	µg/L	0.02	<0.02	<0.02	<0.02	<0.02	<0.02	<0.02
Perfluorotridecanoic acid (PFTrDA)	µg/L	0.02	<0.02	<0.02	<0.02	<0.02	<0.02	<0.02
Perfluorotetradecanoic acid (PFTeDA)	µg/L	0.05	<0.05	<0.05	<0.05	<0.05	<0.05	<0.05
PFAS - (n:2) Fluorotelomer Sulfonic Acids								
4:2 Fluorotelomer sulfonic acid (4:2 FTS)	µg/L	0.05	<0.05	<0.05	<0.05	<0.05	<0.05	<0.05
6:2 Fluorotelomer sulfonic acid (6:2 FTS)	µg/L	0.05	<0.05	<0.05	<0.05	<0.05	<0.05	<0.05
8:2 Fluorotelomer sulfonic acid (8:2 FTS)	µg/L	0.05	<0.05	<0.05	<0.05	<0.05	<0.05	<0.05
10:2 Fluorotelomer sulfonic acid (10:2 FTS)	µg/L	0.05	<0.05	<0.05	<0.05	<0.05	<0.05	<0.05
PFAS - Perfluoroalkyl Sulfonamides								
Perfluorooctane sulfonamide (FOSA)	µg/L	0.02	<0.02	<0.02	<0.02	<0.02	<0.02	<0.02
N-Methyl perfluorooctane sulfonamide (MeFOSA)	µg/L	0.05	<0.05	<0.05	<0.05	<0.05	<0.05	<0.05
N-Methyl perfluorooctane sulfonamidoacetic acid (MeFOSAA)	µg/L	0.02	<0.02	<0.02	<0.02	<0.02	<0.02	<0.02
N-methyl perfluorooctane sulfonamidoethanol (MeFOSE)	µg/L	0.05	<0.05	<0.05	<0.05	<0.05	<0.05	<0.05
N-Ethyl perfluorooctane sulfonamide (EtFOSA)	µg/L	0.05	<0.05	<0.05	<0.05	<0.05	<0.05	<0.05
N-Ethyl perfluorooctane sulfonamidoacetic acid (EtFOSAA)	µg/L	0.02	<0.02	<0.02	<0.02	<0.02	<0.02	<0.02
N-Ethyl perfluorooctane sulfonamidoethanol (EtFOSE)	µg/L	0.05	<0.05	<0.05	<0.05	<0.05	<0.05	<0.05

Appendix E

Laboratory Certificates

CERTIFICATE OF ANALYSIS

Work Order	: **ES2341217**	Page	: 1 of 43
Amendment	: **1**		
Client	: **AECOM AUSTRALIA PTY LTD**	Laboratory	: Environmental Division Sydney
Contact	: JESSICA ROY	Contact	: Sepan Mahamad
Address	: LEVEL 21 420 GEORGE STREET SYDNEY NSW, AUSTRALIA 2000	Address	: 277-289 Woodpark Road Smithfield NSW Australia 2164
Telephone	: ----	Telephone	: +61 2 8784 8555
Project	: NSW_0902_PFASOMP_23	Date Samples Received	: 28-Nov-2023 13:40
Order number	: 60612562_5.1	Date Analysis Commenced	: 29-Nov-2023
C-O-C number	: 59870	Issue Date	: 15-Dec-2023 12:56
Sampler	: NICOLA TOMLIN, Terrence Darma		
Site	: 0902		
Quote number	: SY/139/19 v4 60612562_5.1		
No. of samples received	: 93		
No. of samples analysed	: 93		

Accreditation No. 825
Accredited for compliance with
ISO/IEC 17025 - Testing

This report supersedes any previous report(s) with this reference. Results apply to the sample(s) as submitted, unless the sampling was conducted by ALS. This document shall not be reproduced, except in full.

This Certificate of Analysis contains the following information:

- General Comments
- Analytical Results
- Surrogate Control Limits

Additional information pertinent to this report will be found in the following separate attachments: Quality Control Report, QA/QC Compliance Assessment to assist with Quality Review and Sample Receipt Notification.

Signatories

This document has been electronically signed by the authorized signatories below. Electronic signing is carried out in compliance with procedures specified in 21 CFR Part 11.

Signatories	*Position*	*Accreditation Category*
Franco Lentini	LCMS Coordinator	Sydney Organics, Smithfield, NSW

General Comments

The analytical procedures used by ALS have been developed from established internationally recognised procedures such as those published by the USEPA, APHA, AS and NEPM. In house developed procedures are fully validated and are often at the client request.

Where moisture determination has been performed, results are reported on a dry weight basis.

Where a reported less than (<) result is higher than the LOR, this may be due to primary sample extract/digestate dilution and/or insufficient sample for analysis.

Where the LOR of a reported result differs from standard LOR, this may be due to high moisture content, insufficient sample (reduced weight employed) or matrix interference.

When sampling time information is not provided by the client, sampling dates are shown without a time component. In these instances, the time component has been assumed by the laboratory for processing purposes.

Where a result is required to meet compliance limits the associated uncertainty must be considered. Refer to the ALS Contract for details.

Key : CAS Number = CAS registry number from database maintained by Chemical Abstracts Services. The Chemical Abstracts Service is a division of the American Chemical Society.
LOR = Limit of reporting
^ = This result is computed from individual analyte detections at or above the level of reporting
ø = ALS is not NATA accredited for these tests.
~ = Indicates an estimated value.

- EP231X - Per- and Polyfluoroalkyl Substances (PFAS): Samples received in 20ml or 125ml bottles have been tested in accordance with the QSM5.3 compliant, NATA accredited method. 60mL or 250mL bottles have been tested to the legacy QSM 5.1 aligned, NATA accredited method.
- Amendment (14/12/2023): This report has been amended following a change to the EP231X result reported for sample 0902_MW113_231122 and 0902_MW114_231122 (ALS ID ES2341217-076 and 077 due to transcription error. All details are recorded in client query 23SYCC417 and a full investigation will be detailed in corrective action request 23SYC172.
- EP231: Stable isotope enriched internal standards are added to samples prior to extraction. Target compounds have a direct analogous internal standard with the exception of PFPeS, PFHpA, PFDS, PFTrDA and 10:2 FTS. These compounds use an internal standard that is chemically related and has a retention time close to that of the target compound. The DQO for internal standard response is 50-150% of that established at initial calibration. PFOS is quantified using a certified, traceable standard consisting of linear and branched PFOS isomers. These practices are in line with recommendations in the National Environmental Management Plan for PFAS (Australian HEPA) and also conform to QSM 5.3 (US DoD) requirements.

Analytical Results

Sub-Matrix: GROUNDWATER (Matrix: WATER)			Sample ID	0902_MW001_231122	0902_MW002_231122	0902_MW004_231122	0902_MW005_231122	0902_MW007_231121
			Sampling date / time	22-Nov-2023 10:47	22-Nov-2023 10:05	22-Nov-2023 09:17	22-Nov-2023 08:45	21-Nov-2023 09:13
Compound	CAS Number	LOR	Unit	ES2341217-001	ES2341217-002	ES2341217-003	ES2341217-004	ES2341217-005
				Result	Result	Result	Result	Result
EP231A: Perfluoroalkyl Sulfonic Acids								
Perfluorobutane sulfonic acid (PFBS)	375-73-5	0.02	µg/L	**0.02**	<0.02	<0.02	<0.02	**0.04**
Perfluoropentane sulfonic acid (PFPeS)	2706-91-4	0.02	µg/L	**0.02**	<0.02	<0.02	<0.02	**0.04**
Perfluorohexane sulfonic acid (PFHxS)	355-46-4	0.01	µg/L	**0.10**	<0.01	<0.01	**0.02**	**0.23**
Perfluoroheptane sulfonic acid (PFHpS)	375-92-8	0.02	µg/L	<0.02	<0.02	<0.02	<0.02	<0.02
Perfluorooctane sulfonic acid (PFOS)	1763-23-1	0.01	µg/L	<0.01	<0.01	<0.01	**0.04**	**0.04**
Perfluorodecane sulfonic acid (PFDS)	335-77-3	0.02	µg/L	<0.02	<0.02	<0.02	<0.02	<0.02
EP231B: Perfluoroalkyl Carboxylic Acids								
Perfluorobutanoic acid (PFBA)	375-22-4	0.1	µg/L	<0.1	<0.1	<0.1	<0.1	<0.1
Perfluoropentanoic acid (PFPeA)	2706-90-3	0.02	µg/L	<0.02	<0.02	<0.02	<0.02	<0.02
Perfluorohexanoic acid (PFHxA)	307-24-4	0.02	µg/L	<0.02	<0.02	<0.02	<0.02	**0.02**
Perfluoroheptanoic acid (PFHpA)	375-85-9	0.02	µg/L	<0.02	<0.02	<0.02	<0.02	<0.02
Perfluorooctanoic acid (PFOA)	335-67-1	0.01	µg/L	<0.01	<0.01	<0.01	<0.01	<0.01
Perfluorononanoic acid (PFNA)	375-95-1	0.02	µg/L	<0.02	<0.02	<0.02	<0.02	<0.02
Perfluorodecanoic acid (PFDA)	335-76-2	0.02	µg/L	<0.02	<0.02	<0.02	<0.02	<0.02
Perfluoroundecanoic acid (PFUnDA)	2058-94-8	0.02	µg/L	<0.02	<0.02	<0.02	<0.02	<0.02
Perfluorododecanoic acid (PFDoDA)	307-55-1	0.02	µg/L	<0.02	<0.02	<0.02	<0.02	<0.02
Perfluorotridecanoic acid (PFTrDA)	72629-94-8	0.02	µg/L	<0.02	<0.02	<0.02	<0.02	<0.02
Perfluorotetradecanoic acid (PFTeDA)	376-06-7	0.05	µg/L	<0.05	<0.05	<0.05	<0.05	<0.05
EP231C: Perfluoroalkyl Sulfonamides								
Perfluorooctane sulfonamide (FOSA)	754-91-6	0.02	µg/L	<0.02	<0.02	<0.02	<0.02	<0.02
N-Methyl perfluorooctane sulfonamide (MeFOSA)	31506-32-8	0.05	µg/L	<0.05	<0.05	<0.05	<0.05	<0.05

Analytical Results

Sub-Matrix: GROUNDWATER (Matrix: WATER)			Sample ID	0902_MW001_231122	0902_MW002_231122	0902_MW004_231122	0902_MW005_231122	0902_MW007_231121
			Sampling date / time	22-Nov-2023 10:47	22-Nov-2023 10:05	22-Nov-2023 09:17	22-Nov-2023 08:45	21-Nov-2023 09:13
Compound	CAS Number	LOR	Unit	ES2341217-001	ES2341217-002	ES2341217-003	ES2341217-004	ES2341217-005
				Result	Result	Result	Result	Result
EP231C: Perfluoroalkyl Sulfonamides - Continued								
N-Ethyl perfluorooctane sulfonamide (EtFOSA)	4151-50-2	0.05	µg/L	<0.05	<0.05	<0.05	<0.05	<0.05
N-Methyl perfluorooctane sulfonamidoethanol (MeFOSE)	24448-09-7	0.05	µg/L	<0.05	<0.05	<0.05	<0.05	<0.05
N-Ethyl perfluorooctane sulfonamidoethanol (EtFOSE)	1691-99-2	0.05	µg/L	<0.05	<0.05	<0.05	<0.05	<0.05
N-Methyl perfluorooctane sulfonamidoacetic acid (MeFOSAA)	2355-31-9	0.02	µg/L	<0.02	<0.02	<0.02	<0.02	<0.02
N-Ethyl perfluorooctane sulfonamidoacetic acid (EtFOSAA)	2991-50-6	0.02	µg/L	<0.02	<0.02	<0.02	<0.02	<0.02
EP231D: (n:2) Fluorotelomer Sulfonic Acids								
4:2 Fluorotelomer sulfonic acid (4:2 FTS)	757124-72-4	0.05	µg/L	<0.05	<0.05	<0.05	<0.05	<0.05
6:2 Fluorotelomer sulfonic acid (6:2 FTS)	27619-97-2	0.05	µg/L	<0.05	<0.05	<0.05	<0.05	<0.05
8:2 Fluorotelomer sulfonic acid (8:2 FTS)	39108-34-4	0.05	µg/L	<0.05	<0.05	<0.05	<0.05	<0.05
10:2 Fluorotelomer sulfonic acid (10:2 FTS)	120226-60-0	0.05	µg/L	<0.05	<0.05	<0.05	<0.05	<0.05
EP231P: PFAS Sums								
Sum of PFAS	----	0.01	µg/L	**0.14**	<0.01	<0.01	**0.06**	**0.37**
Sum of PFHxS and PFOS	355-46-4/1763-23-1	0.01	µg/L	**0.10**	<0.01	<0.01	**0.06**	**0.27**
Sum of PFAS (WA DER List)	----	0.01	µg/L	**0.12**	<0.01	<0.01	**0.06**	**0.33**
EP231S: PFAS Surrogate								
13C4-PFOS	----	0.02	%	**106**	**99.3**	**107**	**101**	**104**
13C8-PFOA	----	0.02	%	**104**	**101**	**98.7**	**104**	**97.1**

Analytical Results

Sub-Matrix: GROUNDWATER (Matrix: WATER)			Sample ID	0902_MW008_231121	0902_MW009_231121	0902_MW010_231121	0902_MW012_231122	0902_MW013_231122
			Sampling date / time	21-Nov-2023 08:16	21-Nov-2023 08:23	21-Nov-2023 08:30	22-Nov-2023 12:52	22-Nov-2023 13:53
Compound	CAS Number	LOR	Unit	ES2341217-006	ES2341217-007	ES2341217-008	ES2341217-009	ES2341217-010
				Result	Result	Result	Result	Result
EP231A: Perfluoroalkyl Sulfonic Acids								
Perfluorobutane sulfonic acid (PFBS)	375-73-5	0.02	µg/L	**0.05**	<0.02	**0.10**	**0.28**	**0.32**
Perfluoropentane sulfonic acid (PFPeS)	2706-91-4	0.02	µg/L	**0.05**	<0.02	**0.12**	**0.30**	**0.36**
Perfluorohexane sulfonic acid (PFHxS)	355-46-4	0.01	µg/L	**0.15**	**0.01**	**0.89**	**1.42**	**1.94**
Perfluoroheptane sulfonic acid (PFHpS)	375-92-8	0.02	µg/L	<0.02	<0.02	**0.04**	<0.02	**0.02**
Perfluorooctane sulfonic acid (PFOS)	1763-23-1	0.01	µg/L	**0.03**	**0.05**	**0.82**	**0.16**	**0.09**
Perfluorodecane sulfonic acid (PFDS)	335-77-3	0.02	µg/L	<0.02	<0.02	<0.02	<0.02	<0.02
EP231B: Perfluoroalkyl Carboxylic Acids								
Perfluorobutanoic acid (PFBA)	375-22-4	0.1	µg/L	<0.1	<0.1	<0.1	<0.1	<0.1
Perfluoropentanoic acid (PFPeA)	2706-90-3	0.02	µg/L	<0.02	<0.02	**0.04**	**0.04**	**0.05**
Perfluorohexanoic acid (PFHxA)	307-24-4	0.02	µg/L	**0.04**	<0.02	**0.21**	**0.17**	**0.22**
Perfluoroheptanoic acid (PFHpA)	375-85-9	0.02	µg/L	<0.02	<0.02	**0.02**	**0.02**	<0.02
Perfluorooctanoic acid (PFOA)	335-67-1	0.01	µg/L	<0.01	<0.01	**0.05**	**0.02**	**0.02**
Perfluorononanoic acid (PFNA)	375-95-1	0.02	µg/L	<0.02	<0.02	<0.02	<0.02	<0.02
Perfluorodecanoic acid (PFDA)	335-76-2	0.02	µg/L	<0.02	<0.02	<0.02	<0.02	<0.02
Perfluoroundecanoic acid (PFUnDA)	2058-94-8	0.02	µg/L	<0.02	<0.02	<0.02	<0.02	<0.02
Perfluorododecanoic acid (PFDoDA)	307-55-1	0.02	µg/L	<0.02	<0.02	<0.02	<0.02	<0.02
Perfluorotridecanoic acid (PFTrDA)	72629-94-8	0.02	µg/L	<0.02	<0.02	<0.02	<0.02	<0.02
Perfluorotetradecanoic acid (PFTeDA)	376-06-7	0.05	µg/L	<0.05	<0.05	<0.05	<0.05	<0.05
EP231C: Perfluoroalkyl Sulfonamides								
Perfluorooctane sulfonamide (FOSA)	754-91-6	0.02	µg/L	<0.02	<0.02	<0.02	<0.02	<0.02
N-Methyl perfluorooctane sulfonamide (MeFOSA)	31506-32-8	0.05	µg/L	<0.05	<0.05	<0.05	<0.05	<0.05

Analytical Results

Sub-Matrix: GROUNDWATER (Matrix: WATER)			Sample ID	0902_MW008_231121	0902_MW009_231121	0902_MW010_231121	0902_MW012_231122	0902_MW013_231122
			Sampling date / time	21-Nov-2023 08:16	21-Nov-2023 08:23	21-Nov-2023 08:30	22-Nov-2023 12:52	22-Nov-2023 13:53
Compound	CAS Number	LOR	Unit	ES2341217-006	ES2341217-007	ES2341217-008	ES2341217-009	ES2341217-010
				Result	Result	Result	Result	Result
EP231C: Perfluoroalkyl Sulfonamides - Continued								
N-Ethyl perfluorooctane sulfonamide (EtFOSA)	4151-50-2	0.05	µg/L	<0.05	<0.05	<0.05	<0.05	<0.05
N-Methyl perfluorooctane sulfonamidoethanol (MeFOSE)	24448-09-7	0.05	µg/L	<0.05	<0.05	<0.05	<0.05	<0.05
N-Ethyl perfluorooctane sulfonamidoethanol (EtFOSE)	1691-99-2	0.05	µg/L	<0.05	<0.05	<0.05	<0.05	<0.05
N-Methyl perfluorooctane sulfonamidoacetic acid (MeFOSAA)	2355-31-9	0.02	µg/L	<0.02	<0.02	<0.02	<0.02	<0.02
N-Ethyl perfluorooctane sulfonamidoacetic acid (EtFOSAA)	2991-50-6	0.02	µg/L	<0.02	<0.02	<0.02	<0.02	<0.02
EP231D: (n:2) Fluorotelomer Sulfonic Acids								
4:2 Fluorotelomer sulfonic acid (4:2 FTS)	757124-72-4	0.05	µg/L	<0.05	<0.05	<0.05	<0.05	<0.05
6:2 Fluorotelomer sulfonic acid (6:2 FTS)	27619-97-2	0.05	µg/L	<0.05	<0.05	<0.05	<0.05	<0.05
8:2 Fluorotelomer sulfonic acid (8:2 FTS)	39108-34-4	0.05	µg/L	<0.05	<0.05	<0.05	<0.05	<0.05
10:2 Fluorotelomer sulfonic acid (10:2 FTS)	120226-60-0	0.05	µg/L	<0.05	<0.05	<0.05	<0.05	<0.05
EP231P: PFAS Sums								
Sum of PFAS	----	0.01	µg/L	**0.32**	**0.06**	**2.29**	**2.41**	**3.02**
Sum of PFHxS and PFOS	355-46-4/1763-23-1	0.01	µg/L	**0.18**	**0.06**	**1.71**	**1.58**	**2.03**
Sum of PFAS (WA DER List)	----	0.01	µg/L	**0.27**	**0.06**	**2.13**	**2.11**	**2.64**
EP231S: PFAS Surrogate								
13C4-PFOS	----	0.02	%	**112**	**104**	**114**	**105**	**111**
13C8-PFOA	----	0.02	%	**97.9**	**102**	**98.1**	**96.7**	**100**

Analytical Results

Sub-Matrix: GROUNDWATER (Matrix: WATER)			Sample ID	0902_MW014_231122	0902_MW015_231122	0902_MW016_231122	0902_MW017_231122	0902_MW020_231120
			Sampling date / time	22-Nov-2023 14:47	22-Nov-2023 15:10	22-Nov-2023 08:13	22-Nov-2023 14:19	20-Nov-2023 11:56
Compound	CAS Number	LOR	Unit	ES2341217-011	ES2341217-012	ES2341217-013	ES2341217-014	ES2341217-015
				Result	Result	Result	Result	Result
EP231A: Perfluoroalkyl Sulfonic Acids								
Perfluorobutane sulfonic acid (PFBS)	375-73-5	0.02	µg/L	**0.30**	**0.41**	<0.02	**0.26**	**0.30**
Perfluoropentane sulfonic acid (PFPeS)	2706-91-4	0.02	µg/L	**0.32**	**0.52**	<0.02	**0.30**	**0.38**
Perfluorohexane sulfonic acid (PFHxS)	355-46-4	0.01	µg/L	**1.41**	**3.26**	<0.01	**1.98**	**1.67**
Perfluoroheptane sulfonic acid (PFHpS)	375-92-8	0.02	µg/L	**0.02**	**0.15**	<0.02	**0.04**	<0.02
Perfluorooctane sulfonic acid (PFOS)	1763-23-1	0.01	µg/L	**0.12**	**3.23**	**0.02**	**0.64**	**0.04**
Perfluorodecane sulfonic acid (PFDS)	335-77-3	0.02	µg/L	<0.02	<0.02	<0.02	<0.02	<0.02
EP231B: Perfluoroalkyl Carboxylic Acids								
Perfluorobutanoic acid (PFBA)	375-22-4	0.1	µg/L	<0.1	<0.1	<0.1	<0.1	<0.1
Perfluoropentanoic acid (PFPeA)	2706-90-3	0.02	µg/L	**0.06**	**0.09**	<0.02	<0.02	<0.02
Perfluorohexanoic acid (PFHxA)	307-24-4	0.02	µg/L	**0.28**	**0.40**	<0.02	<0.02	**0.02**
Perfluoroheptanoic acid (PFHpA)	375-85-9	0.02	µg/L	**0.03**	**0.06**	<0.02	<0.02	<0.02
Perfluorooctanoic acid (PFOA)	335-67-1	0.01	µg/L	**0.02**	**0.13**	<0.01	**0.02**	<0.01
Perfluorononanoic acid (PFNA)	375-95-1	0.02	µg/L	<0.02	<0.02	<0.02	<0.02	<0.02
Perfluorodecanoic acid (PFDA)	335-76-2	0.02	µg/L	<0.02	<0.02	<0.02	<0.02	<0.02
Perfluoroundecanoic acid (PFUnDA)	2058-94-8	0.02	µg/L	<0.02	<0.02	<0.02	<0.02	<0.02
Perfluorododecanoic acid (PFDoDA)	307-55-1	0.02	µg/L	<0.02	<0.02	<0.02	<0.02	<0.02
Perfluorotridecanoic acid (PFTrDA)	72629-94-8	0.02	µg/L	<0.02	<0.02	<0.02	<0.02	<0.02
Perfluorotetradecanoic acid (PFTeDA)	376-06-7	0.05	µg/L	<0.05	<0.05	<0.05	<0.05	<0.05
EP231C: Perfluoroalkyl Sulfonamides								
Perfluorooctane sulfonamide (FOSA)	754-91-6	0.02	µg/L	<0.02	<0.02	<0.02	<0.02	<0.02
N-Methyl perfluorooctane sulfonamide (MeFOSA)	31506-32-8	0.05	µg/L	<0.05	<0.05	<0.05	<0.05	<0.05

Analytical Results

Sub-Matrix: GROUNDWATER (Matrix: WATER)			Sample ID	0902_MW014_231122	0902_MW015_231122	0902_MW016_231122	0902_MW017_231122	0902_MW020_231120
			Sampling date / time	22-Nov-2023 14:47	22-Nov-2023 15:10	22-Nov-2023 08:13	22-Nov-2023 14:19	20-Nov-2023 11:56
Compound	CAS Number	LOR	Unit	ES2341217-011	ES2341217-012	ES2341217-013	ES2341217-014	ES2341217-015
				Result	Result	Result	Result	Result
EP231C: Perfluoroalkyl Sulfonamides - Continued								
N-Ethyl perfluorooctane sulfonamide (EtFOSA)	4151-50-2	0.05	µg/L	<0.05	<0.05	<0.05	<0.05	<0.05
N-Methyl perfluorooctane sulfonamidoethanol (MeFOSE)	24448-09-7	0.05	µg/L	<0.05	<0.05	<0.05	<0.05	<0.05
N-Ethyl perfluorooctane sulfonamidoethanol (EtFOSE)	1691-99-2	0.05	µg/L	<0.05	<0.05	<0.05	<0.05	<0.05
N-Methyl perfluorooctane sulfonamidoacetic acid (MeFOSAA)	2355-31-9	0.02	µg/L	<0.02	<0.02	<0.02	<0.02	<0.02
N-Ethyl perfluorooctane sulfonamidoacetic acid (EtFOSAA)	2991-50-6	0.02	µg/L	<0.02	<0.02	<0.02	<0.02	<0.02
EP231D: (n:2) Fluorotelomer Sulfonic Acids								
4:2 Fluorotelomer sulfonic acid (4:2 FTS)	757124-72-4	0.05	µg/L	<0.05	<0.05	<0.05	<0.05	<0.05
6:2 Fluorotelomer sulfonic acid (6:2 FTS)	27619-97-2	0.05	µg/L	<0.05	<0.05	<0.05	<0.05	<0.05
8:2 Fluorotelomer sulfonic acid (8:2 FTS)	39108-34-4	0.05	µg/L	<0.05	<0.05	<0.05	<0.05	<0.05
10:2 Fluorotelomer sulfonic acid (10:2 FTS)	120226-60-0	0.05	µg/L	<0.05	<0.05	<0.05	<0.05	<0.05
EP231P: PFAS Sums								
Sum of PFAS	----	0.01	µg/L	**2.56**	**8.25**	**0.02**	**3.24**	**2.41**
Sum of PFHxS and PFOS	355-46-4/1763-23-1	0.01	µg/L	**1.53**	**6.49**	**0.02**	**2.62**	**1.71**
Sum of PFAS (WA DER List)	----	0.01	µg/L	**2.22**	**7.58**	**0.02**	**2.90**	**2.03**
EP231S: PFAS Surrogate								
13C4-PFOS	----	0.02	%	**102**	**108**	**96.9**	**108**	**98.6**
13C8-PFOA	----	0.02	%	**102**	**96.5**	**95.9**	**100.0**	**103**

Analytical Results

Sub-Matrix: GROUNDWATER (Matrix: WATER)			Sample ID	0902_MW021_231120	0902_MW022_231123	0902_MW023_231120	0902_MW024_231121	0902_MW025_231123
			Sampling date / time	20-Nov-2023 12:14	23-Nov-2023 13:35	20-Nov-2023 11:23	21-Nov-2023 10:15	23-Nov-2023 12:03
Compound	CAS Number	LOR	Unit	ES2341217-016	ES2341217-017	ES2341217-018	ES2341217-019	ES2341217-020
				Result	Result	Result	Result	Result
EP231A: Perfluoroalkyl Sulfonic Acids								
Perfluorobutane sulfonic acid (PFBS)	375-73-5	0.02	µg/L	**0.10**	**0.34**	**0.03**	**0.46**	<0.02
Perfluoropentane sulfonic acid (PFPeS)	2706-91-4	0.02	µg/L	**0.16**	**0.43**	**0.02**	**0.46**	<0.02
Perfluorohexane sulfonic acid (PFHxS)	355-46-4	0.01	µg/L	**2.54**	**2.72**	**0.07**	**1.07**	**0.04**
Perfluoroheptane sulfonic acid (PFHpS)	375-92-8	0.02	µg/L	**0.08**	**0.08**	<0.02	<0.02	<0.02
Perfluorooctane sulfonic acid (PFOS)	1763-23-1	0.01	µg/L	**3.04**	**1.90**	**0.03**	**0.04**	**0.10**
Perfluorodecane sulfonic acid (PFDS)	335-77-3	0.02	µg/L	<0.02	<0.02	<0.02	<0.02	<0.02
EP231B: Perfluoroalkyl Carboxylic Acids								
Perfluorobutanoic acid (PFBA)	375-22-4	0.1	µg/L	**0.1**	<0.1	<0.1	<0.1	<0.1
Perfluoropentanoic acid (PFPeA)	2706-90-3	0.02	µg/L	**0.10**	**0.09**	<0.02	**0.05**	**0.03**
Perfluorohexanoic acid (PFHxA)	307-24-4	0.02	µg/L	**0.29**	**0.36**	<0.02	**0.26**	**0.03**
Perfluoroheptanoic acid (PFHpA)	375-85-9	0.02	µg/L	**0.09**	**0.08**	<0.02	<0.02	<0.02
Perfluorooctanoic acid (PFOA)	335-67-1	0.01	µg/L	**0.28**	**0.09**	<0.01	<0.01	<0.01
Perfluorononanoic acid (PFNA)	375-95-1	0.02	µg/L	<0.02	<0.02	<0.02	<0.02	<0.02
Perfluorodecanoic acid (PFDA)	335-76-2	0.02	µg/L	<0.02	<0.02	<0.02	<0.02	<0.02
Perfluoroundecanoic acid (PFUnDA)	2058-94-8	0.02	µg/L	<0.02	<0.02	<0.02	<0.02	<0.02
Perfluorododecanoic acid (PFDoDA)	307-55-1	0.02	µg/L	<0.02	<0.02	<0.02	<0.02	<0.02
Perfluorotridecanoic acid (PFTrDA)	72629-94-8	0.02	µg/L	<0.02	<0.02	<0.02	<0.02	<0.02
Perfluorotetradecanoic acid (PFTeDA)	376-06-7	0.05	µg/L	<0.05	<0.05	<0.05	<0.05	<0.05
EP231C: Perfluoroalkyl Sulfonamides								
Perfluorooctane sulfonamide (FOSA)	754-91-6	0.02	µg/L	<0.02	<0.02	<0.02	<0.02	<0.02
N-Methyl perfluorooctane sulfonamide (MeFOSA)	31506-32-8	0.05	µg/L	<0.05	<0.05	<0.05	<0.05	<0.05

Analytical Results

Sub-Matrix: GROUNDWATER (Matrix: WATER)			Sample ID	0902_MW021_231120	0902_MW022_231123	0902_MW023_231120	0902_MW024_231121	0902_MW025_231123
			Sampling date / time	20-Nov-2023 12:14	23-Nov-2023 13:35	20-Nov-2023 11:23	21-Nov-2023 10:15	23-Nov-2023 12:03
Compound	CAS Number	LOR	Unit	ES2341217-016	ES2341217-017	ES2341217-018	ES2341217-019	ES2341217-020
				Result	Result	Result	Result	Result
EP231C: Perfluoroalkyl Sulfonamides - Continued								
N-Ethyl perfluorooctane sulfonamide (EtFOSA)	4151-50-2	0.05	µg/L	<0.05	<0.05	<0.05	<0.05	<0.05
N-Methyl perfluorooctane sulfonamidoethanol (MeFOSE)	24448-09-7	0.05	µg/L	<0.05	<0.05	<0.05	<0.05	<0.05
N-Ethyl perfluorooctane sulfonamidoethanol (EtFOSE)	1691-99-2	0.05	µg/L	<0.05	<0.05	<0.05	<0.05	<0.05
N-Methyl perfluorooctane sulfonamidoacetic acid (MeFOSAA)	2355-31-9	0.02	µg/L	<0.02	<0.02	<0.02	<0.02	<0.02
N-Ethyl perfluorooctane sulfonamidoacetic acid (EtFOSAA)	2991-50-6	0.02	µg/L	<0.02	<0.02	<0.02	<0.02	<0.02
EP231D: (n:2) Fluorotelomer Sulfonic Acids								
4:2 Fluorotelomer sulfonic acid (4:2 FTS)	757124-72-4	0.05	µg/L	<0.05	<0.05	<0.05	<0.05	<0.05
6:2 Fluorotelomer sulfonic acid (6:2 FTS)	27619-97-2	0.05	µg/L	<0.05	<0.05	<0.05	<0.05	<0.05
8:2 Fluorotelomer sulfonic acid (8:2 FTS)	39108-34-4	0.05	µg/L	<0.05	<0.05	<0.05	<0.05	<0.05
10:2 Fluorotelomer sulfonic acid (10:2 FTS)	120226-60-0	0.05	µg/L	<0.05	<0.05	<0.05	<0.05	<0.05
EP231P: PFAS Sums								
Sum of PFAS	----	0.01	µg/L	**6.78**	**6.09**	**0.15**	**2.34**	**0.20**
Sum of PFHxS and PFOS	355-46-4/1763-23-1	0.01	µg/L	**5.58**	**4.62**	**0.10**	**1.11**	**0.14**
Sum of PFAS (WA DER List)	----	0.01	µg/L	**6.54**	**5.58**	**0.13**	**1.88**	**0.20**
EP231S: PFAS Surrogate								
13C4-PFOS	----	0.02	%	**103**	**101**	**96.8**	**112**	**99.4**
13C8-PFOA	----	0.02	%	**98.2**	**101**	**99.4**	**103**	**102**

Analytical Results

Sub-Matrix: GROUNDWATER (Matrix: WATER)			Sample ID	0902_MW026_231123	0902_MW028_231121	0902_MW030_231120	0902_MW032_231121	0902_MW033_231121
			Sampling date / time	23-Nov-2023 10:06	21-Nov-2023 10:03	20-Nov-2023 14:15	21-Nov-2023 11:23	21-Nov-2023 11:15
Compound	CAS Number	LOR	Unit	ES2341217-021	ES2341217-022	ES2341217-023	ES2341217-024	ES2341217-025
				Result	Result	Result	Result	Result
EP231A: Perfluoroalkyl Sulfonic Acids								
Perfluorobutane sulfonic acid (PFBS)	375-73-5	0.02	µg/L	**0.39**	**2.30**	**0.09**	**1.61**	**0.20**
Perfluoropentane sulfonic acid (PFPeS)	2706-91-4	0.02	µg/L	**0.56**	**3.70**	**0.09**	**2.17**	**0.26**
Perfluorohexane sulfonic acid (PFHxS)	355-46-4	0.01	µg/L	**3.43**	**12.8**	**0.52**	**8.82**	**2.01**
Perfluoroheptane sulfonic acid (PFHpS)	375-92-8	0.02	µg/L	**0.12**	**0.04**	<0.02	**0.34**	<0.02
Perfluorooctane sulfonic acid (PFOS)	1763-23-1	0.01	µg/L	**0.57**	**0.04**	**0.36**	**2.92**	**0.08**
Perfluorodecane sulfonic acid (PFDS)	335-77-3	0.02	µg/L	<0.02	<0.02	<0.02	<0.02	<0.02
EP231B: Perfluoroalkyl Carboxylic Acids								
Perfluorobutanoic acid (PFBA)	375-22-4	0.1	µg/L	<0.1	**0.5**	<0.1	**0.8**	<0.1
Perfluoropentanoic acid (PFPeA)	2706-90-3	0.02	µg/L	**0.08**	**0.87**	<0.02	**0.37**	**0.09**
Perfluorohexanoic acid (PFHxA)	307-24-4	0.02	µg/L	**0.38**	**3.74**	**0.07**	**1.96**	**0.26**
Perfluoroheptanoic acid (PFHpA)	375-85-9	0.02	µg/L	**0.07**	**0.69**	<0.02	**0.20**	**0.04**
Perfluorooctanoic acid (PFOA)	335-67-1	0.01	µg/L	**0.15**	**0.32**	**0.04**	**0.35**	**0.04**
Perfluorononanoic acid (PFNA)	375-95-1	0.02	µg/L	<0.02	<0.02	<0.02	<0.02	<0.02
Perfluorodecanoic acid (PFDA)	335-76-2	0.02	µg/L	<0.02	<0.02	<0.02	<0.02	<0.02
Perfluoroundecanoic acid (PFUnDA)	2058-94-8	0.02	µg/L	<0.02	<0.02	<0.02	<0.02	<0.02
Perfluorododecanoic acid (PFDoDA)	307-55-1	0.02	µg/L	<0.02	<0.02	<0.02	<0.02	<0.02
Perfluorotridecanoic acid (PFTrDA)	72629-94-8	0.02	µg/L	<0.02	<0.02	<0.02	<0.02	<0.02
Perfluorotetradecanoic acid (PFTeDA)	376-06-7	0.05	µg/L	<0.05	<0.05	<0.05	<0.05	<0.05
EP231C: Perfluoroalkyl Sulfonamides								
Perfluorooctane sulfonamide (FOSA)	754-91-6	0.02	µg/L	<0.02	<0.02	<0.02	<0.02	<0.02
N-Methyl perfluorooctane sulfonamide (MeFOSA)	31506-32-8	0.05	µg/L	<0.05	<0.05	<0.05	<0.05	<0.05

Analytical Results

Sub-Matrix: GROUNDWATER (Matrix: WATER)			Sample ID	0902_MW026_231123	0902_MW028_231121	0902_MW030_231120	0902_MW032_231121	0902_MW033_231121
			Sampling date / time	23-Nov-2023 10:06	21-Nov-2023 10:03	20-Nov-2023 14:15	21-Nov-2023 11:23	21-Nov-2023 11:15
Compound	CAS Number	LOR	Unit	ES2341217-021	ES2341217-022	ES2341217-023	ES2341217-024	ES2341217-025
				Result	Result	Result	Result	Result
EP231C: Perfluoroalkyl Sulfonamides - Continued								
N-Ethyl perfluorooctane sulfonamide (EtFOSA)	4151-50-2	0.05	µg/L	<0.05	<0.05	<0.05	<0.05	<0.05
N-Methyl perfluorooctane sulfonamidoethanol (MeFOSE)	24448-09-7	0.05	µg/L	<0.05	<0.05	<0.05	<0.05	<0.05
N-Ethyl perfluorooctane sulfonamidoethanol (EtFOSE)	1691-99-2	0.05	µg/L	<0.05	<0.05	<0.05	<0.05	<0.05
N-Methyl perfluorooctane sulfonamidoacetic acid (MeFOSAA)	2355-31-9	0.02	µg/L	<0.02	<0.02	<0.02	<0.02	<0.02
N-Ethyl perfluorooctane sulfonamidoacetic acid (EtFOSAA)	2991-50-6	0.02	µg/L	<0.02	<0.02	<0.02	<0.02	<0.02
EP231D: (n:2) Fluorotelomer Sulfonic Acids								
4:2 Fluorotelomer sulfonic acid (4:2 FTS)	757124-72-4	0.05	µg/L	<0.05	<0.05	<0.05	<0.05	<0.05
6:2 Fluorotelomer sulfonic acid (6:2 FTS)	27619-97-2	0.05	µg/L	<0.05	<0.05	<0.05	<0.05	<0.05
8:2 Fluorotelomer sulfonic acid (8:2 FTS)	39108-34-4	0.05	µg/L	<0.05	<0.05	<0.05	<0.05	<0.05
10:2 Fluorotelomer sulfonic acid (10:2 FTS)	120226-60-0	0.05	µg/L	<0.05	<0.05	<0.05	<0.05	<0.05
EP231P: PFAS Sums								
Sum of PFAS	----	0.01	µg/L	**5.75**	**25.0**	**1.17**	**19.5**	**2.98**
Sum of PFHxS and PFOS	355-46-4/1763-23-1	0.01	µg/L	**4.00**	**12.8**	**0.88**	**11.7**	**2.09**
Sum of PFAS (WA DER List)	----	0.01	µg/L	**5.07**	**21.3**	**1.08**	**17.0**	**2.72**
EP231S: PFAS Surrogate								
13C4-PFOS	----	0.02	%	**105**	**95.8**	**100**	**113**	**93.7**
13C8-PFOA	----	0.02	%	**107**	**103**	**106**	**102**	**107**

Analytical Results

Sub-Matrix: GROUNDWATER (Matrix: WATER)			Sample ID	0902_MW034_231121	0902_MW036_231120	0902_MW040_231121	0902_MW041_231121	0902_MW042_231121
			Sampling date / time	21-Nov-2023 11:30	20-Nov-2023 12:45	21-Nov-2023 08:08	21-Nov-2023 08:41	21-Nov-2023 14:10
Compound	CAS Number	LOR	Unit	ES2341217-026	ES2341217-027	ES2341217-028	ES2341217-029	ES2341217-030
				Result	Result	Result	Result	Result
EP231A: Perfluoroalkyl Sulfonic Acids								
Perfluorobutane sulfonic acid (PFBS)	375-73-5	0.02	µg/L	**0.08**	**0.17**	**2.24**	<0.02	<0.02
Perfluoropentane sulfonic acid (PFPeS)	2706-91-4	0.02	µg/L	**0.07**	**0.16**	**2.75**	<0.02	<0.02
Perfluorohexane sulfonic acid (PFHxS)	355-46-4	0.01	µg/L	**0.38**	**0.73**	**19.1**	<0.01	<0.01
Perfluoroheptane sulfonic acid (PFHpS)	375-92-8	0.02	µg/L	<0.02	<0.02	**1.25**	<0.02	<0.02
Perfluorooctane sulfonic acid (PFOS)	1763-23-1	0.01	µg/L	**0.14**	**0.04**	**51.1**	<0.01	<0.01
Perfluorodecane sulfonic acid (PFDS)	335-77-3	0.02	µg/L	<0.02	<0.02	**0.63**	<0.02	<0.02
EP231B: Perfluoroalkyl Carboxylic Acids								
Perfluorobutanoic acid (PFBA)	375-22-4	0.1	µg/L	<0.1	<0.1	**1.0**	<0.1	<0.1
Perfluoropentanoic acid (PFPeA)	2706-90-3	0.02	µg/L	**0.02**	**0.02**	**1.48**	<0.02	<0.02
Perfluorohexanoic acid (PFHxA)	307-24-4	0.02	µg/L	**0.08**	**0.11**	**4.94**	<0.02	<0.02
Perfluoroheptanoic acid (PFHpA)	375-85-9	0.02	µg/L	<0.02	<0.02	**0.69**	<0.02	<0.02
Perfluorooctanoic acid (PFOA)	335-67-1	0.01	µg/L	**0.02**	**0.02**	**1.38**	<0.01	<0.01
Perfluorononanoic acid (PFNA)	375-95-1	0.02	µg/L	<0.02	<0.02	**0.11**	<0.02	<0.02
Perfluorodecanoic acid (PFDA)	335-76-2	0.02	µg/L	<0.02	<0.02	<0.02	<0.02	<0.02
Perfluoroundecanoic acid (PFUnDA)	2058-94-8	0.02	µg/L	<0.02	<0.02	<0.02	<0.02	<0.02
Perfluorododecanoic acid (PFDoDA)	307-55-1	0.02	µg/L	<0.02	<0.02	<0.02	<0.02	<0.02
Perfluorotridecanoic acid (PFTrDA)	72629-94-8	0.02	µg/L	<0.02	<0.02	<0.02	<0.02	<0.02
Perfluorotetradecanoic acid (PFTeDA)	376-06-7	0.05	µg/L	<0.05	<0.05	<0.05	<0.05	<0.05
EP231C: Perfluoroalkyl Sulfonamides								
Perfluorooctane sulfonamide (FOSA)	754-91-6	0.02	µg/L	<0.02	<0.02	**0.14**	<0.02	<0.02
N-Methyl perfluorooctane sulfonamide (MeFOSA)	31506-32-8	0.05	µg/L	<0.05	<0.05	<0.05	<0.05	<0.05

Analytical Results

Sub-Matrix: GROUNDWATER (Matrix: WATER)			Sample ID	0902_MW034_231121	0902_MW036_231120	0902_MW040_231121	0902_MW041_231121	0902_MW042_231121
			Sampling date / time	21-Nov-2023 11:30	20-Nov-2023 12:45	21-Nov-2023 08:08	21-Nov-2023 08:41	21-Nov-2023 14:10
Compound	CAS Number	LOR	Unit	ES2341217-026	ES2341217-027	ES2341217-028	ES2341217-029	ES2341217-030
				Result	Result	Result	Result	Result
EP231C: Perfluoroalkyl Sulfonamides - Continued								
N-Ethyl perfluorooctane sulfonamide (EtFOSA)	4151-50-2	0.05	µg/L	<0.05	<0.05	<0.05	<0.05	<0.05
N-Methyl perfluorooctane sulfonamidoethanol (MeFOSE)	24448-09-7	0.05	µg/L	<0.05	<0.05	<0.05	<0.05	<0.05
N-Ethyl perfluorooctane sulfonamidoethanol (EtFOSE)	1691-99-2	0.05	µg/L	<0.05	<0.05	<0.05	<0.05	<0.05
N-Methyl perfluorooctane sulfonamidoacetic acid (MeFOSAA)	2355-31-9	0.02	µg/L	<0.02	<0.02	<0.02	<0.02	<0.02
N-Ethyl perfluorooctane sulfonamidoacetic acid (EtFOSAA)	2991-50-6	0.02	µg/L	<0.02	<0.02	<0.02	<0.02	<0.02
EP231D: (n:2) Fluorotelomer Sulfonic Acids								
4:2 Fluorotelomer sulfonic acid (4:2 FTS)	757124-72-4	0.05	µg/L	<0.05	<0.05	<0.05	<0.05	<0.05
6:2 Fluorotelomer sulfonic acid (6:2 FTS)	27619-97-2	0.05	µg/L	<0.05	<0.05	**0.05**	<0.05	<0.05
8:2 Fluorotelomer sulfonic acid (8:2 FTS)	39108-34-4	0.05	µg/L	<0.05	<0.05	<0.05	<0.05	<0.05
10:2 Fluorotelomer sulfonic acid (10:2 FTS)	120226-60-0	0.05	µg/L	<0.05	<0.05	<0.05	<0.05	<0.05
EP231P: PFAS Sums								
Sum of PFAS	----	0.01	µg/L	**0.79**	**1.25**	**86.9**	<0.01	<0.01
Sum of PFHxS and PFOS	355-46-4/1763-23-1	0.01	µg/L	**0.52**	**0.77**	**70.2**	<0.01	<0.01
Sum of PFAS (WA DER List)	----	0.01	µg/L	**0.72**	**1.09**	**82.0**	<0.01	<0.01
EP231S: PFAS Surrogate								
13C4-PFOS	----	0.02	%	**91.7**	**94.8**	**94.9**	**112**	**108**
13C8-PFOA	----	0.02	%	**109**	**112**	**110**	**101**	**102**

Analytical Results

Sub-Matrix: GROUNDWATER (Matrix: WATER)			Sample ID	0902_MW043_231121	0902_MW045_231123	0902_MW046_231123	0902_MW047_231121	0902_MW048_231121
			Sampling date / time	21-Nov-2023 09:02	23-Nov-2023 11:39	23-Nov-2023 11:51	21-Nov-2023 14:21	21-Nov-2023 09:22
Compound	CAS Number	LOR	Unit	ES2341217-031	ES2341217-032	ES2341217-033	ES2341217-034	ES2341217-035
				Result	Result	Result	Result	Result
EP231A: Perfluoroalkyl Sulfonic Acids								
Perfluorobutane sulfonic acid (PFBS)	375-73-5	0.02	µg/L	<0.02	<0.02	<0.02	**0.80**	**0.08**
Perfluoropentane sulfonic acid (PFPeS)	2706-91-4	0.02	µg/L	<0.02	<0.02	<0.02	**1.04**	**0.08**
Perfluorohexane sulfonic acid (PFHxS)	355-46-4	0.01	µg/L	**0.04**	**0.03**	**0.04**	**4.73**	**0.23**
Perfluoroheptane sulfonic acid (PFHpS)	375-92-8	0.02	µg/L	<0.02	<0.02	<0.02	**0.21**	<0.02
Perfluorooctane sulfonic acid (PFOS)	1763-23-1	0.01	µg/L	**0.18**	<0.01	<0.01	**2.30**	<0.01
Perfluorodecane sulfonic acid (PFDS)	335-77-3	0.02	µg/L	<0.02	<0.02	<0.02	<0.02	<0.02
EP231B: Perfluoroalkyl Carboxylic Acids								
Perfluorobutanoic acid (PFBA)	375-22-4	0.1	µg/L	<0.1	<0.1	<0.1	<0.1	<0.1
Perfluoropentanoic acid (PFPeA)	2706-90-3	0.02	µg/L	<0.02	<0.02	<0.02	**0.18**	**0.03**
Perfluorohexanoic acid (PFHxA)	307-24-4	0.02	µg/L	<0.02	<0.02	<0.02	**0.70**	**0.13**
Perfluoroheptanoic acid (PFHpA)	375-85-9	0.02	µg/L	<0.02	<0.02	<0.02	**0.11**	<0.02
Perfluorooctanoic acid (PFOA)	335-67-1	0.01	µg/L	<0.01	<0.01	<0.01	**0.20**	<0.01
Perfluorononanoic acid (PFNA)	375-95-1	0.02	µg/L	<0.02	<0.02	<0.02	<0.02	<0.02
Perfluorodecanoic acid (PFDA)	335-76-2	0.02	µg/L	<0.02	<0.02	<0.02	<0.02	<0.02
Perfluoroundecanoic acid (PFUnDA)	2058-94-8	0.02	µg/L	<0.02	<0.02	<0.02	<0.02	<0.02
Perfluorododecanoic acid (PFDoDA)	307-55-1	0.02	µg/L	<0.02	<0.02	<0.02	<0.02	<0.02
Perfluorotridecanoic acid (PFTrDA)	72629-94-8	0.02	µg/L	<0.02	<0.02	<0.02	<0.02	<0.02
Perfluorotetradecanoic acid (PFTeDA)	376-06-7	0.05	µg/L	<0.05	<0.05	<0.05	<0.05	<0.05
EP231C: Perfluoroalkyl Sulfonamides								
Perfluorooctane sulfonamide (FOSA)	754-91-6	0.02	µg/L	<0.02	<0.02	<0.02	<0.02	<0.02
N-Methyl perfluorooctane sulfonamide (MeFOSA)	31506-32-8	0.05	µg/L	<0.05	<0.05	<0.05	<0.05	<0.05

Analytical Results

Sub-Matrix: GROUNDWATER (Matrix: WATER)			Sample ID	0902_MW043_231121	0902_MW045_231123	0902_MW046_231123	0902_MW047_231121	0902_MW048_231121
			Sampling date / time	21-Nov-2023 09:02	23-Nov-2023 11:39	23-Nov-2023 11:51	21-Nov-2023 14:21	21-Nov-2023 09:22
Compound	CAS Number	LOR	Unit	ES2341217-031	ES2341217-032	ES2341217-033	ES2341217-034	ES2341217-035
				Result	Result	Result	Result	Result
EP231C: Perfluoroalkyl Sulfonamides - Continued								
N-Ethyl perfluorooctane sulfonamide (EtFOSA)	4151-50-2	0.05	µg/L	<0.05	<0.05	<0.05	<0.05	<0.05
N-Methyl perfluorooctane sulfonamidoethanol (MeFOSE)	24448-09-7	0.05	µg/L	<0.05	<0.05	<0.05	<0.05	<0.05
N-Ethyl perfluorooctane sulfonamidoethanol (EtFOSE)	1691-99-2	0.05	µg/L	<0.05	<0.05	<0.05	<0.05	<0.05
N-Methyl perfluorooctane sulfonamidoacetic acid (MeFOSAA)	2355-31-9	0.02	µg/L	<0.02	<0.02	<0.02	<0.02	<0.02
N-Ethyl perfluorooctane sulfonamidoacetic acid (EtFOSAA)	2991-50-6	0.02	µg/L	<0.02	<0.02	<0.02	<0.02	<0.02
EP231D: (n:2) Fluorotelomer Sulfonic Acids								
4:2 Fluorotelomer sulfonic acid (4:2 FTS)	757124-72-4	0.05	µg/L	<0.05	<0.05	<0.05	<0.05	<0.05
6:2 Fluorotelomer sulfonic acid (6:2 FTS)	27619-97-2	0.05	µg/L	<0.05	<0.05	<0.05	<0.05	<0.05
8:2 Fluorotelomer sulfonic acid (8:2 FTS)	39108-34-4	0.05	µg/L	<0.05	<0.05	<0.05	<0.05	<0.05
10:2 Fluorotelomer sulfonic acid (10:2 FTS)	120226-60-0	0.05	µg/L	<0.05	<0.05	<0.05	<0.05	<0.05
EP231P: PFAS Sums								
Sum of PFAS	----	0.01	µg/L	**0.22**	**0.03**	**0.04**	**10.3**	**0.55**
Sum of PFHxS and PFOS	355-46-4/1763-23-1	0.01	µg/L	**0.22**	**0.03**	**0.04**	**7.03**	**0.23**
Sum of PFAS (WA DER List)	----	0.01	µg/L	**0.22**	**0.03**	**0.04**	**9.02**	**0.47**
EP231S: PFAS Surrogate								
13C4-PFOS	----	0.02	%	**101**	**104**	**91.2**	**96.4**	**115**
13C8-PFOA	----	0.02	%	**112**	**99.0**	**109**	**106**	**103**

Analytical Results

Sub-Matrix: GROUNDWATER (Matrix: WATER)			Sample ID	0902_MW050_231121	0902_MW051_231121	0902_MW052_231121	0902_MW053_231120	0902_MW056_231120
			Sampling date / time	21-Nov-2023 09:52	21-Nov-2023 09:45	21-Nov-2023 09:39	20-Nov-2023 14:25	20-Nov-2023 14:40
Compound	CAS Number	LOR	Unit	ES2341217-036	ES2341217-037	ES2341217-038	ES2341217-039	ES2341217-040
				Result	Result	Result	Result	Result
EP231A: Perfluoroalkyl Sulfonic Acids								
Perfluorobutane sulfonic acid (PFBS)	375-73-5	0.02	µg/L	**0.35**	**38.0**	**4.30**	**2.76**	<0.02
Perfluoropentane sulfonic acid (PFPeS)	2706-91-4	0.02	µg/L	**0.38**	**58.9**	**4.09**	**2.60**	<0.02
Perfluorohexane sulfonic acid (PFHxS)	355-46-4	0.01	µg/L	**2.43**	**441**	**7.81**	**16.9**	**0.01**
Perfluoroheptane sulfonic acid (PFHpS)	375-92-8	0.02	µg/L	**0.21**	**58.9**	**0.03**	**0.09**	<0.02
Perfluorooctane sulfonic acid (PFOS)	1763-23-1	0.01	µg/L	**8.14**	**299**	**0.35**	**0.10**	**0.07**
Perfluorodecane sulfonic acid (PFDS)	335-77-3	0.02	µg/L	<0.02	**0.06**	<0.02	<0.02	<0.02
EP231B: Perfluoroalkyl Carboxylic Acids								
Perfluorobutanoic acid (PFBA)	375-22-4	0.1	µg/L	**0.1**	**13.7**	**0.7**	**0.5**	<0.1
Perfluoropentanoic acid (PFPeA)	2706-90-3	0.02	µg/L	**0.20**	**15.1**	**1.18**	**0.54**	<0.02
Perfluorohexanoic acid (PFHxA)	307-24-4	0.02	µg/L	**0.66**	**75.2**	**5.14**	**2.80**	<0.02
Perfluoroheptanoic acid (PFHpA)	375-85-9	0.02	µg/L	**0.10**	**8.82**	**0.31**	**0.67**	<0.02
Perfluorooctanoic acid (PFOA)	335-67-1	0.01	µg/L	**0.22**	**26.2**	**0.17**	**0.78**	<0.01
Perfluorononanoic acid (PFNA)	375-95-1	0.02	µg/L	<0.02	**0.28**	<0.02	<0.02	<0.02
Perfluorodecanoic acid (PFDA)	335-76-2	0.02	µg/L	<0.02	<0.02	<0.02	<0.02	<0.02
Perfluoroundecanoic acid (PFUnDA)	2058-94-8	0.02	µg/L	<0.02	<0.02	<0.02	<0.02	<0.02
Perfluorododecanoic acid (PFDoDA)	307-55-1	0.02	µg/L	<0.02	<0.02	<0.02	<0.02	<0.02
Perfluorotridecanoic acid (PFTrDA)	72629-94-8	0.02	µg/L	<0.02	<0.02	<0.02	<0.02	<0.02
Perfluorotetradecanoic acid (PFTeDA)	376-06-7	0.05	µg/L	<0.05	<0.05	<0.05	<0.05	<0.05
EP231C: Perfluoroalkyl Sulfonamides								
Perfluorooctane sulfonamide (FOSA)	754-91-6	0.02	µg/L	**0.02**	<0.02	<0.02	<0.02	<0.02
N-Methyl perfluorooctane sulfonamide (MeFOSA)	31506-32-8	0.05	µg/L	<0.05	<0.05	<0.05	<0.05	<0.05

Analytical Results

Sub-Matrix: GROUNDWATER (Matrix: WATER)			Sample ID	0902_MW050_231121	0902_MW051_231121	0902_MW052_231121	0902_MW053_231120	0902_MW056_231120
			Sampling date / time	21-Nov-2023 09:52	21-Nov-2023 09:45	21-Nov-2023 09:39	20-Nov-2023 14:25	20-Nov-2023 14:40
Compound	CAS Number	LOR	Unit	ES2341217-036	ES2341217-037	ES2341217-038	ES2341217-039	ES2341217-040
				Result	Result	Result	Result	Result
EP231C: Perfluoroalkyl Sulfonamides - Continued								
N-Ethyl perfluorooctane sulfonamide (EtFOSA)	4151-50-2	0.05	µg/L	<0.05	<0.05	<0.05	<0.05	<0.05
N-Methyl perfluorooctane sulfonamidoethanol (MeFOSE)	24448-09-7	0.05	µg/L	<0.05	<0.05	<0.05	<0.05	<0.05
N-Ethyl perfluorooctane sulfonamidoethanol (EtFOSE)	1691-99-2	0.05	µg/L	<0.05	<0.05	<0.05	<0.05	<0.05
N-Methyl perfluorooctane sulfonamidoacetic acid (MeFOSAA)	2355-31-9	0.02	µg/L	<0.02	<0.02	<0.02	<0.02	<0.02
N-Ethyl perfluorooctane sulfonamidoacetic acid (EtFOSAA)	2991-50-6	0.02	µg/L	<0.02	<0.02	<0.02	<0.02	<0.02
EP231D: (n:2) Fluorotelomer Sulfonic Acids								
4:2 Fluorotelomer sulfonic acid (4:2 FTS)	757124-72-4	0.05	µg/L	<0.05	<0.05	<0.05	<0.05	<0.05
6:2 Fluorotelomer sulfonic acid (6:2 FTS)	27619-97-2	0.05	µg/L	**0.07**	**0.15**	<0.05	<0.05	<0.05
8:2 Fluorotelomer sulfonic acid (8:2 FTS)	39108-34-4	0.05	µg/L	<0.05	<0.05	<0.05	<0.05	<0.05
10:2 Fluorotelomer sulfonic acid (10:2 FTS)	120226-60-0	0.05	µg/L	<0.05	<0.05	<0.05	<0.05	<0.05
EP231P: PFAS Sums								
Sum of PFAS	----	0.01	µg/L	**12.9**	**1040**	**24.1**	**27.7**	**0.08**
Sum of PFHxS and PFOS	355-46-4/1763-23-1	0.01	µg/L	**10.6**	**740**	**8.16**	**17.0**	**0.08**
Sum of PFAS (WA DER List)	----	0.01	µg/L	**12.3**	**917**	**20.0**	**25.0**	**0.08**
EP231S: PFAS Surrogate								
13C4-PFOS	----	0.02	%	**103**	**98.8**	**97.5**	**93.5**	**102**
13C8-PFOA	----	0.02	%	**106**	**102**	**102**	**105**	**103**

Analytical Results

Sub-Matrix: GROUNDWATER (Matrix: WATER)			Sample ID	0902_MW057_231120	0902_MW058_231120	0902_MW059_231121	0902_MW060_231123	0902_MW061_231123
			Sampling date / time	20-Nov-2023 15:58	20-Nov-2023 15:51	21-Nov-2023 13:45	23-Nov-2023 08:15	23-Nov-2023 08:10
Compound	CAS Number	LOR	Unit	ES2341217-041	ES2341217-042	ES2341217-043	ES2341217-044	ES2341217-045
				Result	Result	Result	Result	Result
EP231A: Perfluoroalkyl Sulfonic Acids								
Perfluorobutane sulfonic acid (PFBS)	375-73-5	0.02	µg/L	**0.09**	**3.23**	**2.80**	**0.05**	**0.06**
Perfluoropentane sulfonic acid (PFPeS)	2706-91-4	0.02	µg/L	**0.07**	**3.40**	**2.97**	**0.06**	**0.05**
Perfluorohexane sulfonic acid (PFHxS)	355-46-4	0.01	µg/L	**0.63**	**11.4**	**5.52**	**0.49**	**0.40**
Perfluoroheptane sulfonic acid (PFHpS)	375-92-8	0.02	µg/L	<0.02	**0.04**	<0.02	**0.02**	<0.02
Perfluorooctane sulfonic acid (PFOS)	1763-23-1	0.01	µg/L	**0.19**	**0.06**	**0.10**	**0.18**	**0.20**
Perfluorodecane sulfonic acid (PFDS)	335-77-3	0.02	µg/L	<0.02	<0.02	<0.02	<0.02	<0.02
EP231B: Perfluoroalkyl Carboxylic Acids								
Perfluorobutanoic acid (PFBA)	375-22-4	0.1	µg/L	**0.1**	**0.7**	**0.4**	<0.1	<0.1
Perfluoropentanoic acid (PFPeA)	2706-90-3	0.02	µg/L	**0.06**	**0.99**	**0.68**	<0.02	**0.04**
Perfluorohexanoic acid (PFHxA)	307-24-4	0.02	µg/L	**0.14**	**4.82**	**3.70**	**0.08**	**0.09**
Perfluoroheptanoic acid (PFHpA)	375-85-9	0.02	µg/L	**0.03**	**1.10**	**0.62**	<0.02	**0.03**
Perfluorooctanoic acid (PFOA)	335-67-1	0.01	µg/L	**0.06**	**0.71**	**0.06**	**0.02**	**0.04**
Perfluorononanoic acid (PFNA)	375-95-1	0.02	µg/L	<0.02	<0.02	<0.02	<0.02	<0.02
Perfluorodecanoic acid (PFDA)	335-76-2	0.02	µg/L	<0.02	<0.02	<0.02	<0.02	<0.02
Perfluoroundecanoic acid (PFUnDA)	2058-94-8	0.02	µg/L	<0.02	<0.02	<0.02	<0.02	<0.02
Perfluorododecanoic acid (PFDoDA)	307-55-1	0.02	µg/L	<0.02	<0.02	<0.02	<0.02	<0.02
Perfluorotridecanoic acid (PFTrDA)	72629-94-8	0.02	µg/L	<0.02	<0.02	<0.02	<0.02	<0.02
Perfluorotetradecanoic acid (PFTeDA)	376-06-7	0.05	µg/L	<0.05	<0.05	<0.05	<0.05	<0.05
EP231C: Perfluoroalkyl Sulfonamides								
Perfluorooctane sulfonamide (FOSA)	754-91-6	0.02	µg/L	<0.02	<0.02	<0.02	<0.02	<0.02
N-Methyl perfluorooctane sulfonamide (MeFOSA)	31506-32-8	0.05	µg/L	<0.05	<0.05	<0.05	<0.05	<0.05

Analytical Results

Sub-Matrix: GROUNDWATER (Matrix: WATER)			Sample ID	0902_MW057_231120	0902_MW058_231120	0902_MW059_231121	0902_MW060_231123	0902_MW061_231123
			Sampling date / time	20-Nov-2023 15:58	20-Nov-2023 15:51	21-Nov-2023 13:45	23-Nov-2023 08:15	23-Nov-2023 08:10
Compound	CAS Number	LOR	Unit	ES2341217-041	ES2341217-042	ES2341217-043	ES2341217-044	ES2341217-045
				Result	Result	Result	Result	Result
EP231C: Perfluoroalkyl Sulfonamides - Continued								
N-Ethyl perfluorooctane sulfonamide (EtFOSA)	4151-50-2	0.05	µg/L	<0.05	<0.05	<0.05	<0.05	<0.05
N-Methyl perfluorooctane sulfonamidoethanol (MeFOSE)	24448-09-7	0.05	µg/L	<0.05	<0.05	<0.05	<0.05	<0.05
N-Ethyl perfluorooctane sulfonamidoethanol (EtFOSE)	1691-99-2	0.05	µg/L	<0.05	<0.05	<0.05	<0.05	<0.05
N-Methyl perfluorooctane sulfonamidoacetic acid (MeFOSAA)	2355-31-9	0.02	µg/L	<0.02	<0.02	<0.02	<0.02	<0.02
N-Ethyl perfluorooctane sulfonamidoacetic acid (EtFOSAA)	2991-50-6	0.02	µg/L	<0.02	<0.02	<0.02	<0.02	<0.02
EP231D: (n:2) Fluorotelomer Sulfonic Acids								
4:2 Fluorotelomer sulfonic acid (4:2 FTS)	757124-72-4	0.05	µg/L	<0.05	<0.05	<0.05	<0.05	<0.05
6:2 Fluorotelomer sulfonic acid (6:2 FTS)	27619-97-2	0.05	µg/L	<0.05	<0.05	<0.05	<0.05	<0.05
8:2 Fluorotelomer sulfonic acid (8:2 FTS)	39108-34-4	0.05	µg/L	<0.05	<0.05	<0.05	<0.05	<0.05
10:2 Fluorotelomer sulfonic acid (10:2 FTS)	120226-60-0	0.05	µg/L	<0.05	<0.05	<0.05	<0.05	<0.05
EP231P: PFAS Sums								
Sum of PFAS	----	0.01	µg/L	**1.37**	**26.4**	**16.8**	**0.90**	**0.91**
Sum of PFHxS and PFOS	355-46-4/1763-23-1	0.01	µg/L	**0.82**	**11.5**	**5.62**	**0.67**	**0.60**
Sum of PFAS (WA DER List)	----	0.01	µg/L	**1.30**	**23.0**	**13.9**	**0.82**	**0.86**
EP231S: PFAS Surrogate								
13C4-PFOS	----	0.02	%	**110**	**95.2**	**96.0**	**104**	**104**
13C8-PFOA	----	0.02	%	**108**	**101**	**108**	**99.7**	**97.0**

Analytical Results

Sub-Matrix: GROUNDWATER (Matrix: WATER)			Sample ID	0902_MW062_231123	0902_MW063_231123	0902_MW064_231123	0902_MW065_231123	0902_MW066_231123
			Sampling date / time	23-Nov-2023 08:58	23-Nov-2023 08:44	23-Nov-2023 11:20	23-Nov-2023 10:31	23-Nov-2023 11:05
Compound	CAS Number	LOR	Unit	ES2341217-046	ES2341217-047	ES2341217-048	ES2341217-049	ES2341217-050
				Result	Result	Result	Result	Result
EP231A: Perfluoroalkyl Sulfonic Acids								
Perfluorobutane sulfonic acid (PFBS)	375-73-5	0.02	µg/L	<0.02	**2.69**	**0.07**	**0.04**	**0.04**
Perfluoropentane sulfonic acid (PFPeS)	2706-91-4	0.02	µg/L	<0.02	**2.95**	**0.08**	**0.04**	**0.06**
Perfluorohexane sulfonic acid (PFHxS)	355-46-4	0.01	µg/L	**0.18**	**16.6**	**0.59**	**0.24**	**0.42**
Perfluoroheptane sulfonic acid (PFHpS)	375-92-8	0.02	µg/L	<0.02	**0.49**	**0.02**	<0.02	<0.02
Perfluorooctane sulfonic acid (PFOS)	1763-23-1	0.01	µg/L	**0.50**	**2.46**	**0.18**	**0.01**	**0.19**
Perfluorodecane sulfonic acid (PFDS)	335-77-3	0.02	µg/L	<0.02	<0.02	<0.02	<0.02	<0.02
EP231B: Perfluoroalkyl Carboxylic Acids								
Perfluorobutanoic acid (PFBA)	375-22-4	0.1	µg/L	<0.1	**0.6**	<0.1	<0.1	<0.1
Perfluoropentanoic acid (PFPeA)	2706-90-3	0.02	µg/L	**0.07**	**1.23**	<0.02	<0.02	<0.02
Perfluorohexanoic acid (PFHxA)	307-24-4	0.02	µg/L	**0.07**	**5.40**	<0.02	<0.02	**0.03**
Perfluoroheptanoic acid (PFHpA)	375-85-9	0.02	µg/L	<0.02	**1.02**	<0.02	<0.02	<0.02
Perfluorooctanoic acid (PFOA)	335-67-1	0.01	µg/L	**0.01**	**1.37**	**0.01**	<0.01	**0.01**
Perfluorononanoic acid (PFNA)	375-95-1	0.02	µg/L	<0.02	<0.02	<0.02	<0.02	<0.02
Perfluorodecanoic acid (PFDA)	335-76-2	0.02	µg/L	<0.02	<0.02	<0.02	<0.02	<0.02
Perfluoroundecanoic acid (PFUnDA)	2058-94-8	0.02	µg/L	<0.02	<0.02	<0.02	<0.02	<0.02
Perfluorododecanoic acid (PFDoDA)	307-55-1	0.02	µg/L	<0.02	<0.02	<0.02	<0.02	<0.02
Perfluorotridecanoic acid (PFTrDA)	72629-94-8	0.02	µg/L	<0.02	<0.02	<0.02	<0.02	<0.02
Perfluorotetradecanoic acid (PFTeDA)	376-06-7	0.05	µg/L	<0.05	<0.05	<0.05	<0.05	<0.05
EP231C: Perfluoroalkyl Sulfonamides								
Perfluorooctane sulfonamide (FOSA)	754-91-6	0.02	µg/L	<0.02	<0.02	<0.02	<0.02	<0.02
N-Methyl perfluorooctane sulfonamide (MeFOSA)	31506-32-8	0.05	µg/L	<0.05	<0.05	<0.05	<0.05	<0.05

Analytical Results

Sub-Matrix: GROUNDWATER (Matrix: WATER)			Sample ID	0902_MW062_231123	0902_MW063_231123	0902_MW064_231123	0902_MW065_231123	0902_MW066_231123
			Sampling date / time	23-Nov-2023 08:58	23-Nov-2023 08:44	23-Nov-2023 11:20	23-Nov-2023 10:31	23-Nov-2023 11:05
Compound	CAS Number	LOR	Unit	ES2341217-046	ES2341217-047	ES2341217-048	ES2341217-049	ES2341217-050
				Result	Result	Result	Result	Result
EP231C: Perfluoroalkyl Sulfonamides - Continued								
N-Ethyl perfluorooctane sulfonamide (EtFOSA)	4151-50-2	0.05	µg/L	<0.05	<0.05	<0.05	<0.05	<0.05
N-Methyl perfluorooctane sulfonamidoethanol (MeFOSE)	24448-09-7	0.05	µg/L	<0.05	<0.05	<0.05	<0.05	<0.05
N-Ethyl perfluorooctane sulfonamidoethanol (EtFOSE)	1691-99-2	0.05	µg/L	<0.05	<0.05	<0.05	<0.05	<0.05
N-Methyl perfluorooctane sulfonamidoacetic acid (MeFOSAA)	2355-31-9	0.02	µg/L	<0.02	<0.02	<0.02	<0.02	<0.02
N-Ethyl perfluorooctane sulfonamidoacetic acid (EtFOSAA)	2991-50-6	0.02	µg/L	<0.02	<0.02	<0.02	<0.02	<0.02
EP231D: (n:2) Fluorotelomer Sulfonic Acids								
4:2 Fluorotelomer sulfonic acid (4:2 FTS)	757124-72-4	0.05	µg/L	<0.05	<0.05	<0.05	<0.05	<0.05
6:2 Fluorotelomer sulfonic acid (6:2 FTS)	27619-97-2	0.05	µg/L	<0.05	**0.33**	<0.05	<0.05	<0.05
8:2 Fluorotelomer sulfonic acid (8:2 FTS)	39108-34-4	0.05	µg/L	<0.05	<0.05	<0.05	<0.05	<0.05
10:2 Fluorotelomer sulfonic acid (10:2 FTS)	120226-60-0	0.05	µg/L	<0.05	<0.05	<0.05	<0.05	<0.05
EP231P: PFAS Sums								
Sum of PFAS	----	0.01	µg/L	**0.83**	**35.1**	**0.95**	**0.33**	**0.75**
Sum of PFHxS and PFOS	355-46-4/1763-23-1	0.01	µg/L	**0.68**	**19.1**	**0.77**	**0.25**	**0.61**
Sum of PFAS (WA DER List)	----	0.01	µg/L	**0.83**	**31.7**	**0.85**	**0.29**	**0.69**
EP231S: PFAS Surrogate								
13C4-PFOS	----	0.02	%	**99.9**	**107**	**107**	**97.2**	**95.3**
13C8-PFOA	----	0.02	%	**106**	**108**	**106**	**104**	**102**

Analytical Results

Sub-Matrix: GROUNDWATER (Matrix: WATER)			Sample ID	0902_MW067_231123	0902_MW068_231123	0902_MW069_231123	0902_MW070_231123	0902_MW071_231123
			Sampling date / time	23-Nov-2023 09:38	23-Nov-2023 08:31	23-Nov-2023 09:50	23-Nov-2023 09:23	23-Nov-2023 09:16
Compound	CAS Number	LOR	Unit	ES2341217-051	ES2341217-052	ES2341217-053	ES2341217-054	ES2341217-055
				Result	Result	Result	Result	Result
EP231A: Perfluoroalkyl Sulfonic Acids								
Perfluorobutane sulfonic acid (PFBS)	375-73-5	0.02	µg/L	<0.02	**0.19**	**0.07**	**0.21**	**0.12**
Perfluoropentane sulfonic acid (PFPeS)	2706-91-4	0.02	µg/L	<0.02	**0.33**	**0.04**	**0.07**	**0.07**
Perfluorohexane sulfonic acid (PFHxS)	355-46-4	0.01	µg/L	**0.03**	**2.75**	**0.28**	**0.54**	**0.52**
Perfluoroheptane sulfonic acid (PFHpS)	375-92-8	0.02	µg/L	<0.02	**0.10**	<0.02	**0.03**	**0.03**
Perfluorooctane sulfonic acid (PFOS)	1763-23-1	0.01	µg/L	**0.03**	**0.99**	**0.48**	**0.89**	**1.09**
Perfluorodecane sulfonic acid (PFDS)	335-77-3	0.02	µg/L	<0.02	<0.02	<0.02	<0.02	<0.02
EP231B: Perfluoroalkyl Carboxylic Acids								
Perfluorobutanoic acid (PFBA)	375-22-4	0.1	µg/L	<0.1	<0.1	<0.1	<0.1	<0.1
Perfluoropentanoic acid (PFPeA)	2706-90-3	0.02	µg/L	<0.02	**0.09**	**0.02**	**0.11**	**0.12**
Perfluorohexanoic acid (PFHxA)	307-24-4	0.02	µg/L	<0.02	**0.35**	**0.04**	**0.16**	**0.13**
Perfluoroheptanoic acid (PFHpA)	375-85-9	0.02	µg/L	<0.02	**0.06**	<0.02	**0.06**	**0.05**
Perfluorooctanoic acid (PFOA)	335-67-1	0.01	µg/L	<0.01	**0.15**	**0.03**	**0.09**	**0.06**
Perfluorononanoic acid (PFNA)	375-95-1	0.02	µg/L	<0.02	<0.02	<0.02	<0.02	<0.02
Perfluorodecanoic acid (PFDA)	335-76-2	0.02	µg/L	<0.02	<0.02	<0.02	<0.02	<0.02
Perfluoroundecanoic acid (PFUnDA)	2058-94-8	0.02	µg/L	<0.02	<0.02	<0.02	<0.02	<0.02
Perfluorododecanoic acid (PFDoDA)	307-55-1	0.02	µg/L	<0.02	<0.02	<0.02	<0.02	<0.02
Perfluorotridecanoic acid (PFTrDA)	72629-94-8	0.02	µg/L	<0.02	<0.02	<0.02	<0.02	<0.02
Perfluorotetradecanoic acid (PFTeDA)	376-06-7	0.05	µg/L	<0.05	<0.05	<0.05	<0.05	<0.05
EP231C: Perfluoroalkyl Sulfonamides								
Perfluorooctane sulfonamide (FOSA)	754-91-6	0.02	µg/L	<0.02	<0.02	<0.02	<0.02	<0.02
N-Methyl perfluorooctane sulfonamide (MeFOSA)	31506-32-8	0.05	µg/L	<0.05	<0.05	<0.05	<0.05	<0.05

Analytical Results

Sub-Matrix: GROUNDWATER (Matrix: WATER)			Sample ID	0902_MW067_231123	0902_MW068_231123	0902_MW069_231123	0902_MW070_231123	0902_MW071_231123
			Sampling date / time	23-Nov-2023 09:38	23-Nov-2023 08:31	23-Nov-2023 09:50	23-Nov-2023 09:23	23-Nov-2023 09:16
Compound	CAS Number	LOR	Unit	ES2341217-051	ES2341217-052	ES2341217-053	ES2341217-054	ES2341217-055
				Result	Result	Result	Result	Result
EP231C: Perfluoroalkyl Sulfonamides - Continued								
N-Ethyl perfluorooctane sulfonamide (EtFOSA)	4151-50-2	0.05	µg/L	<0.05	<0.05	<0.05	<0.05	<0.05
N-Methyl perfluorooctane sulfonamidoethanol (MeFOSE)	24448-09-7	0.05	µg/L	<0.05	<0.05	<0.05	<0.05	<0.05
N-Ethyl perfluorooctane sulfonamidoethanol (EtFOSE)	1691-99-2	0.05	µg/L	<0.05	<0.05	<0.05	<0.05	<0.05
N-Methyl perfluorooctane sulfonamidoacetic acid (MeFOSAA)	2355-31-9	0.02	µg/L	<0.02	<0.02	<0.02	<0.02	<0.02
N-Ethyl perfluorooctane sulfonamidoacetic acid (EtFOSAA)	2991-50-6	0.02	µg/L	<0.02	<0.02	<0.02	<0.02	<0.02
EP231D: (n:2) Fluorotelomer Sulfonic Acids								
4:2 Fluorotelomer sulfonic acid (4:2 FTS)	757124-72-4	0.05	µg/L	<0.05	<0.05	<0.05	<0.05	<0.05
6:2 Fluorotelomer sulfonic acid (6:2 FTS)	27619-97-2	0.05	µg/L	<0.05	**0.09**	<0.05	<0.05	<0.05
8:2 Fluorotelomer sulfonic acid (8:2 FTS)	39108-34-4	0.05	µg/L	<0.05	<0.05	<0.05	<0.05	<0.05
10:2 Fluorotelomer sulfonic acid (10:2 FTS)	120226-60-0	0.05	µg/L	<0.05	<0.05	<0.05	<0.05	<0.05
EP231P: PFAS Sums								
Sum of PFAS	----	0.01	µg/L	**0.06**	**5.10**	**0.96**	**2.16**	**2.19**
Sum of PFHxS and PFOS	355-46-4/1763-23-1	0.01	µg/L	**0.06**	**3.74**	**0.76**	**1.43**	**1.61**
Sum of PFAS (WA DER List)	----	0.01	µg/L	**0.06**	**4.67**	**0.92**	**2.06**	**2.09**
EP231S: PFAS Surrogate								
13C4-PFOS	----	0.02	%	**104**	**109**	**113**	**113**	**100**
13C8-PFOA	----	0.02	%	**100**	**108**	**106**	**103**	**102**

Analytical Results

Sub-Matrix: GROUNDWATER (Matrix: WATER)			Sample ID	0902_MW072_231121	0902_MW073_231121	0902_MW074_231121	0902_MW075_231124	0902_MW076_231124
			Sampling date / time	21-Nov-2023 11:45	21-Nov-2023 11:35	21-Nov-2023 11:38	24-Nov-2023 14:04	24-Nov-2023 13:27
Compound	CAS Number	LOR	Unit	ES2341217-056	ES2341217-057	ES2341217-058	ES2341217-059	ES2341217-060
				Result	Result	Result	Result	Result
EP231A: Perfluoroalkyl Sulfonic Acids								
Perfluorobutane sulfonic acid (PFBS)	375-73-5	0.02	µg/L	**7.62**	**5.09**	**5.69**	<0.02	<0.02
Perfluoropentane sulfonic acid (PFPeS)	2706-91-4	0.02	µg/L	**8.64**	**7.74**	**9.04**	<0.02	<0.02
Perfluorohexane sulfonic acid (PFHxS)	355-46-4	0.01	µg/L	**55.0**	**49.5**	**44.5**	<0.01	**0.03**
Perfluoroheptane sulfonic acid (PFHpS)	375-92-8	0.02	µg/L	**3.14**	**1.47**	**2.78**	<0.02	<0.02
Perfluorooctane sulfonic acid (PFOS)	1763-23-1	0.01	µg/L	**32.5**	**6.50**	**21.0**	<0.01	**0.03**
Perfluorodecane sulfonic acid (PFDS)	335-77-3	0.02	µg/L	<0.02	<0.02	<0.02	<0.02	<0.02
EP231B: Perfluoroalkyl Carboxylic Acids								
Perfluorobutanoic acid (PFBA)	375-22-4	0.1	µg/L	**5.8**	**5.8**	**5.2**	<0.1	<0.1
Perfluoropentanoic acid (PFPeA)	2706-90-3	0.02	µg/L	**1.98**	**2.30**	**1.88**	<0.02	<0.02
Perfluorohexanoic acid (PFHxA)	307-24-4	0.02	µg/L	**9.94**	**11.2**	**10.9**	<0.02	<0.02
Perfluoroheptanoic acid (PFHpA)	375-85-9	0.02	µg/L	**1.38**	**1.26**	**1.02**	<0.02	<0.02
Perfluorooctanoic acid (PFOA)	335-67-1	0.01	µg/L	**2.48**	**2.74**	**1.60**	<0.01	<0.01
Perfluorononanoic acid (PFNA)	375-95-1	0.02	µg/L	<0.02	<0.02	<0.02	<0.02	<0.02
Perfluorodecanoic acid (PFDA)	335-76-2	0.02	µg/L	<0.02	<0.02	<0.02	<0.02	<0.02
Perfluoroundecanoic acid (PFUnDA)	2058-94-8	0.02	µg/L	<0.02	<0.02	<0.02	<0.02	<0.02
Perfluorododecanoic acid (PFDoDA)	307-55-1	0.02	µg/L	<0.02	<0.02	<0.02	<0.02	<0.02
Perfluorotridecanoic acid (PFTrDA)	72629-94-8	0.02	µg/L	<0.02	<0.02	<0.02	<0.02	<0.02
Perfluorotetradecanoic acid (PFTeDA)	376-06-7	0.05	µg/L	<0.05	<0.05	<0.05	<0.05	<0.05
EP231C: Perfluoroalkyl Sulfonamides								
Perfluorooctane sulfonamide (FOSA)	754-91-6	0.02	µg/L	<0.02	<0.02	<0.02	<0.02	<0.02
N-Methyl perfluorooctane sulfonamide (MeFOSA)	31506-32-8	0.05	µg/L	<0.05	<0.05	<0.05	<0.05	<0.05

Analytical Results

Sub-Matrix: GROUNDWATER (Matrix: WATER)			Sample ID	0902_MW072_231121	0902_MW073_231121	0902_MW074_231121	0902_MW075_231124	0902_MW076_231124
			Sampling date / time	21-Nov-2023 11:45	21-Nov-2023 11:35	21-Nov-2023 11:38	24-Nov-2023 14:04	24-Nov-2023 13:27
Compound	CAS Number	LOR	Unit	ES2341217-056	ES2341217-057	ES2341217-058	ES2341217-059	ES2341217-060
				Result	Result	Result	Result	Result
EP231C: Perfluoroalkyl Sulfonamides - Continued								
N-Ethyl perfluorooctane sulfonamide (EtFOSA)	4151-50-2	0.05	µg/L	<0.05	<0.05	<0.05	<0.05	<0.05
N-Methyl perfluorooctane sulfonamidoethanol (MeFOSE)	24448-09-7	0.05	µg/L	<0.05	<0.05	<0.05	<0.05	<0.05
N-Ethyl perfluorooctane sulfonamidoethanol (EtFOSE)	1691-99-2	0.05	µg/L	<0.05	<0.05	<0.05	<0.05	<0.05
N-Methyl perfluorooctane sulfonamidoacetic acid (MeFOSAA)	2355-31-9	0.02	µg/L	<0.02	<0.02	<0.02	<0.02	<0.02
N-Ethyl perfluorooctane sulfonamidoacetic acid (EtFOSAA)	2991-50-6	0.02	µg/L	<0.02	<0.02	<0.02	<0.02	<0.02
EP231D: (n:2) Fluorotelomer Sulfonic Acids								
4:2 Fluorotelomer sulfonic acid (4:2 FTS)	757124-72-4	0.05	µg/L	<0.05	<0.05	<0.05	<0.05	<0.05
6:2 Fluorotelomer sulfonic acid (6:2 FTS)	27619-97-2	0.05	µg/L	<0.05	<0.05	<0.05	<0.05	<0.05
8:2 Fluorotelomer sulfonic acid (8:2 FTS)	39108-34-4	0.05	µg/L	<0.05	<0.05	<0.05	<0.05	<0.05
10:2 Fluorotelomer sulfonic acid (10:2 FTS)	120226-60-0	0.05	µg/L	<0.05	<0.05	<0.05	<0.05	<0.05
EP231P: PFAS Sums								
Sum of PFAS	----	0.01	µg/L	**128**	**93.6**	**104**	<0.01	**0.06**
Sum of PFHxS and PFOS	355-46-4/1763-23-1	0.01	µg/L	**87.5**	**56.0**	**65.5**	<0.01	**0.06**
Sum of PFAS (WA DER List)	----	0.01	µg/L	**117**	**84.4**	**91.8**	<0.01	**0.06**
EP231S: PFAS Surrogate								
13C4-PFOS	----	0.02	%	**107**	**112**	**94.2**	**94.5**	**88.2**
13C8-PFOA	----	0.02	%	**99.4**	**107**	**100**	**102**	**100**

Analytical Results

Sub-Matrix: GROUNDWATER (Matrix: WATER)			Sample ID	0902_MW077_231124	0902_MW078_231124	0902_MW079_231124	0902_MW080_231124	0902_MW081_231124
			Sampling date / time	24-Nov-2023 13:44	24-Nov-2023 14:32	24-Nov-2023 10:34	24-Nov-2023 09:53	24-Nov-2023 10:56
Compound	CAS Number	LOR	Unit	ES2341217-061	ES2341217-062	ES2341217-063	ES2341217-064	ES2341217-065
				Result	Result	Result	Result	Result
EP231A: Perfluoroalkyl Sulfonic Acids								
Perfluorobutane sulfonic acid (PFBS)	375-73-5	0.02	µg/L	<0.02	**0.09**	**0.14**	**0.31**	<0.02
Perfluoropentane sulfonic acid (PFPeS)	2706-91-4	0.02	µg/L	<0.02	**0.10**	**0.18**	**0.38**	<0.02
Perfluorohexane sulfonic acid (PFHxS)	355-46-4	0.01	µg/L	**0.02**	**0.75**	**1.44**	**2.46**	**0.03**
Perfluoroheptane sulfonic acid (PFHpS)	375-92-8	0.02	µg/L	<0.02	<0.02	**0.04**	**0.11**	<0.02
Perfluorooctane sulfonic acid (PFOS)	1763-23-1	0.01	µg/L	**0.03**	**0.02**	**1.08**	**0.97**	**0.04**
Perfluorodecane sulfonic acid (PFDS)	335-77-3	0.02	µg/L	<0.02	<0.02	<0.02	<0.02	<0.02
EP231B: Perfluoroalkyl Carboxylic Acids								
Perfluorobutanoic acid (PFBA)	375-22-4	0.1	µg/L	<0.1	**0.2**	<0.1	<0.1	<0.1
Perfluoropentanoic acid (PFPeA)	2706-90-3	0.02	µg/L	<0.02	**0.08**	**0.05**	**0.07**	<0.02
Perfluorohexanoic acid (PFHxA)	307-24-4	0.02	µg/L	<0.02	**0.22**	**0.21**	**0.33**	<0.02
Perfluoroheptanoic acid (PFHpA)	375-85-9	0.02	µg/L	<0.02	<0.02	**0.03**	**0.04**	<0.02
Perfluorooctanoic acid (PFOA)	335-67-1	0.01	µg/L	<0.01	**0.01**	**0.05**	**0.07**	<0.01
Perfluorononanoic acid (PFNA)	375-95-1	0.02	µg/L	<0.02	<0.02	<0.02	<0.02	<0.02
Perfluorodecanoic acid (PFDA)	335-76-2	0.02	µg/L	<0.02	<0.02	<0.02	<0.02	<0.02
Perfluoroundecanoic acid (PFUnDA)	2058-94-8	0.02	µg/L	<0.02	<0.02	<0.02	<0.02	<0.02
Perfluorododecanoic acid (PFDoDA)	307-55-1	0.02	µg/L	<0.02	<0.02	<0.02	<0.02	<0.02
Perfluorotridecanoic acid (PFTrDA)	72629-94-8	0.02	µg/L	<0.02	<0.02	<0.02	<0.02	<0.02
Perfluorotetradecanoic acid (PFTeDA)	376-06-7	0.05	µg/L	<0.05	<0.05	<0.05	<0.05	<0.05
EP231C: Perfluoroalkyl Sulfonamides								
Perfluorooctane sulfonamide (FOSA)	754-91-6	0.02	µg/L	<0.02	<0.02	<0.02	<0.02	<0.02
N-Methyl perfluorooctane sulfonamide (MeFOSA)	31506-32-8	0.05	µg/L	<0.05	<0.05	<0.05	<0.05	<0.05

Analytical Results

Sub-Matrix: GROUNDWATER (Matrix: WATER)			Sample ID	0902_MW077_231124	0902_MW078_231124	0902_MW079_231124	0902_MW080_231124	0902_MW081_231124
			Sampling date / time	24-Nov-2023 13:44	24-Nov-2023 14:32	24-Nov-2023 10:34	24-Nov-2023 09:53	24-Nov-2023 10:56
Compound	CAS Number	LOR	Unit	ES2341217-061	ES2341217-062	ES2341217-063	ES2341217-064	ES2341217-065
				Result	Result	Result	Result	Result
EP231C: Perfluoroalkyl Sulfonamides - Continued								
N-Ethyl perfluorooctane sulfonamide (EtFOSA)	4151-50-2	0.05	µg/L	<0.05	<0.05	<0.05	<0.05	<0.05
N-Methyl perfluorooctane sulfonamidoethanol (MeFOSE)	24448-09-7	0.05	µg/L	<0.05	<0.05	<0.05	<0.05	<0.05
N-Ethyl perfluorooctane sulfonamidoethanol (EtFOSE)	1691-99-2	0.05	µg/L	<0.05	<0.05	<0.05	<0.05	<0.05
N-Methyl perfluorooctane sulfonamidoacetic acid (MeFOSAA)	2355-31-9	0.02	µg/L	<0.02	<0.02	<0.02	<0.02	<0.02
N-Ethyl perfluorooctane sulfonamidoacetic acid (EtFOSAA)	2991-50-6	0.02	µg/L	<0.02	<0.02	<0.02	<0.02	<0.02
EP231D: (n:2) Fluorotelomer Sulfonic Acids								
4:2 Fluorotelomer sulfonic acid (4:2 FTS)	757124-72-4	0.05	µg/L	<0.05	<0.05	<0.05	<0.05	<0.05
6:2 Fluorotelomer sulfonic acid (6:2 FTS)	27619-97-2	0.05	µg/L	<0.05	<0.05	<0.05	<0.05	<0.05
8:2 Fluorotelomer sulfonic acid (8:2 FTS)	39108-34-4	0.05	µg/L	<0.05	<0.05	<0.05	<0.05	<0.05
10:2 Fluorotelomer sulfonic acid (10:2 FTS)	120226-60-0	0.05	µg/L	<0.05	<0.05	<0.05	<0.05	<0.05
EP231P: PFAS Sums								
Sum of PFAS	----	0.01	µg/L	**0.05**	**1.47**	**3.22**	**4.74**	**0.07**
Sum of PFHxS and PFOS	355-46-4/1763-23-1	0.01	µg/L	**0.05**	**0.77**	**2.52**	**3.43**	**0.07**
Sum of PFAS (WA DER List)	----	0.01	µg/L	**0.05**	**1.37**	**3.00**	**4.25**	**0.07**
EP231S: PFAS Surrogate								
13C4-PFOS	----	0.02	%	**90.6**	**94.7**	**95.0**	**93.0**	**92.9**
13C8-PFOA	----	0.02	%	**100**	**98.4**	**105**	**101**	**100**

Analytical Results

Sub-Matrix: GROUNDWATER (Matrix: WATER)			Sample ID	0902_MW091_231124	0902_MW092_231127	0902_MW106_231124	0902_MW107D_231120	0902_MW107I_231120
			Sampling date / time	24-Nov-2023 12:09	27-Nov-2023 09:24	24-Nov-2023 10:07	20-Nov-2023 15:18	20-Nov-2023 15:10
Compound	CAS Number	LOR	Unit	ES2341217-066	ES2341217-067	ES2341217-068	ES2341217-069	ES2341217-070
				Result	Result	Result	Result	Result
EP231A: Perfluoroalkyl Sulfonic Acids								
Perfluorobutane sulfonic acid (PFBS)	375-73-5	0.02	µg/L	<0.02	<0.02	**0.13**	**0.49**	**11.0**
Perfluoropentane sulfonic acid (PFPeS)	2706-91-4	0.02	µg/L	<0.02	<0.02	**0.19**	**0.66**	**15.8**
Perfluorohexane sulfonic acid (PFHxS)	355-46-4	0.01	µg/L	**0.01**	<0.01	**1.20**	**4.03**	**74.5**
Perfluoroheptane sulfonic acid (PFHpS)	375-92-8	0.02	µg/L	<0.02	<0.02	**0.05**	**0.21**	**3.73**
Perfluorooctane sulfonic acid (PFOS)	1763-23-1	0.01	µg/L	**0.02**	<0.01	**0.68**	**1.68**	**57.5**
Perfluorodecane sulfonic acid (PFDS)	335-77-3	0.02	µg/L	<0.02	<0.02	<0.02	<0.02	<0.02
EP231B: Perfluoroalkyl Carboxylic Acids								
Perfluorobutanoic acid (PFBA)	375-22-4	0.1	µg/L	<0.1	<0.1	<0.1	<0.1	**3.5**
Perfluoropentanoic acid (PFPeA)	2706-90-3	0.02	µg/L	<0.02	<0.02	**0.02**	**0.19**	**5.50**
Perfluorohexanoic acid (PFHxA)	307-24-4	0.02	µg/L	<0.02	<0.02	**0.10**	**1.02**	**25.0**
Perfluoroheptanoic acid (PFHpA)	375-85-9	0.02	µg/L	<0.02	<0.02	<0.02	**0.15**	**4.41**
Perfluorooctanoic acid (PFOA)	335-67-1	0.01	µg/L	<0.01	<0.01	**0.03**	**0.26**	**7.50**
Perfluorononanoic acid (PFNA)	375-95-1	0.02	µg/L	<0.02	<0.02	<0.02	<0.02	**0.04**
Perfluorodecanoic acid (PFDA)	335-76-2	0.02	µg/L	<0.02	<0.02	<0.02	<0.02	<0.02
Perfluoroundecanoic acid (PFUnDA)	2058-94-8	0.02	µg/L	<0.02	<0.02	<0.02	<0.02	<0.02
Perfluorododecanoic acid (PFDoDA)	307-55-1	0.02	µg/L	<0.02	<0.02	<0.02	<0.02	<0.02
Perfluorotridecanoic acid (PFTrDA)	72629-94-8	0.02	µg/L	<0.02	<0.02	<0.02	<0.02	<0.02
Perfluorotetradecanoic acid (PFTeDA)	376-06-7	0.05	µg/L	<0.05	<0.05	<0.05	<0.05	<0.05
EP231C: Perfluoroalkyl Sulfonamides								
Perfluorooctane sulfonamide (FOSA)	754-91-6	0.02	µg/L	<0.02	<0.02	<0.02	<0.02	<0.02
N-Methyl perfluorooctane sulfonamide (MeFOSA)	31506-32-8	0.05	µg/L	<0.05	<0.05	<0.05	<0.05	<0.05

Analytical Results

Sub-Matrix: GROUNDWATER (Matrix: WATER)			Sample ID	0902_MW091_231124	0902_MW092_231127	0902_MW106_231124	0902_MW107D_231120	0902_MW107I_231120
			Sampling date / time	24-Nov-2023 12:09	27-Nov-2023 09:24	24-Nov-2023 10:07	20-Nov-2023 15:18	20-Nov-2023 15:10
Compound	CAS Number	LOR	Unit	ES2341217-066	ES2341217-067	ES2341217-068	ES2341217-069	ES2341217-070
				Result	Result	Result	Result	Result
EP231C: Perfluoroalkyl Sulfonamides - Continued								
N-Ethyl perfluorooctane sulfonamide (EtFOSA)	4151-50-2	0.05	µg/L	<0.05	<0.05	<0.05	<0.05	<0.05
N-Methyl perfluorooctane sulfonamidoethanol (MeFOSE)	24448-09-7	0.05	µg/L	<0.05	<0.05	<0.05	<0.05	<0.05
N-Ethyl perfluorooctane sulfonamidoethanol (EtFOSE)	1691-99-2	0.05	µg/L	<0.05	<0.05	<0.05	<0.05	<0.05
N-Methyl perfluorooctane sulfonamidoacetic acid (MeFOSAA)	2355-31-9	0.02	µg/L	<0.02	<0.02	<0.02	<0.02	<0.02
N-Ethyl perfluorooctane sulfonamidoacetic acid (EtFOSAA)	2991-50-6	0.02	µg/L	<0.02	<0.02	<0.02	<0.02	<0.02
EP231D: (n:2) Fluorotelomer Sulfonic Acids								
4:2 Fluorotelomer sulfonic acid (4:2 FTS)	757124-72-4	0.05	µg/L	<0.05	<0.05	<0.05	<0.05	<0.05
6:2 Fluorotelomer sulfonic acid (6:2 FTS)	27619-97-2	0.05	µg/L	<0.05	<0.05	<0.05	<0.05	<0.05
8:2 Fluorotelomer sulfonic acid (8:2 FTS)	39108-34-4	0.05	µg/L	<0.05	<0.05	<0.05	<0.05	<0.05
10:2 Fluorotelomer sulfonic acid (10:2 FTS)	120226-60-0	0.05	µg/L	<0.05	<0.05	<0.05	<0.05	<0.05
EP231P: PFAS Sums								
Sum of PFAS	----	0.01	µg/L	**0.03**	<0.01	**2.40**	**8.69**	**208**
Sum of PFHxS and PFOS	355-46-4/1763-23-1	0.01	µg/L	**0.03**	<0.01	**1.88**	**5.71**	**132**
Sum of PFAS (WA DER List)	----	0.01	µg/L	**0.03**	<0.01	**2.16**	**7.82**	**189**
EP231S: PFAS Surrogate								
13C4-PFOS	----	0.02	%	**90.6**	**90.1**	**95.5**	**89.3**	**90.0**
13C8-PFOA	----	0.02	%	**105**	**98.8**	**106**	**99.9**	**102**

Analytical Results

Sub-Matrix: GROUNDWATER (Matrix: WATER)			Sample ID	0902_MW108_231120	0902_MW109_231120	0902_MW110_231120	0902_MW111_231122	0902_MW112_231122
			Sampling date / time	20-Nov-2023 14:03	20-Nov-2023 10:41	20-Nov-2023 11:45	22-Nov-2023 08:54	22-Nov-2023 09:11
Compound	CAS Number	LOR	Unit	ES2341217-071	ES2341217-072	ES2341217-073	ES2341217-074	ES2341217-075
				Result	Result	Result	Result	Result
EP231A: Perfluoroalkyl Sulfonic Acids								
Perfluorobutane sulfonic acid (PFBS)	375-73-5	0.02	µg/L	**0.28**	**0.34**	**0.13**	**0.11**	<0.02
Perfluoropentane sulfonic acid (PFPeS)	2706-91-4	0.02	µg/L	**0.25**	**0.44**	**0.17**	**0.10**	<0.02
Perfluorohexane sulfonic acid (PFHxS)	355-46-4	0.01	µg/L	**1.31**	**2.70**	**0.93**	**0.18**	<0.01
Perfluoroheptane sulfonic acid (PFHpS)	375-92-8	0.02	µg/L	**0.07**	**0.16**	<0.02	<0.02	<0.02
Perfluorooctane sulfonic acid (PFOS)	1763-23-1	0.01	µg/L	**1.75**	**3.42**	**0.13**	<0.01	<0.01
Perfluorodecane sulfonic acid (PFDS)	335-77-3	0.02	µg/L	<0.02	<0.02	<0.02	<0.02	<0.02
EP231B: Perfluoroalkyl Carboxylic Acids								
Perfluorobutanoic acid (PFBA)	375-22-4	0.1	µg/L	**0.1**	<0.1	<0.1	<0.1	<0.1
Perfluoropentanoic acid (PFPeA)	2706-90-3	0.02	µg/L	**0.11**	**0.13**	**0.06**	**0.04**	<0.02
Perfluorohexanoic acid (PFHxA)	307-24-4	0.02	µg/L	**0.33**	**0.58**	**0.18**	**0.19**	<0.02
Perfluoroheptanoic acid (PFHpA)	375-85-9	0.02	µg/L	**0.06**	**0.12**	**0.04**	<0.02	<0.02
Perfluorooctanoic acid (PFOA)	335-67-1	0.01	µg/L	**0.09**	**0.19**	**0.02**	<0.01	<0.01
Perfluorononanoic acid (PFNA)	375-95-1	0.02	µg/L	<0.02	<0.02	<0.02	<0.02	<0.02
Perfluorodecanoic acid (PFDA)	335-76-2	0.02	µg/L	<0.02	<0.02	<0.02	<0.02	<0.02
Perfluoroundecanoic acid (PFUnDA)	2058-94-8	0.02	µg/L	<0.02	<0.02	<0.02	<0.02	<0.02
Perfluorododecanoic acid (PFDoDA)	307-55-1	0.02	µg/L	<0.02	<0.02	<0.02	<0.02	<0.02
Perfluorotridecanoic acid (PFTrDA)	72629-94-8	0.02	µg/L	<0.02	<0.02	<0.02	<0.02	<0.02
Perfluorotetradecanoic acid (PFTeDA)	376-06-7	0.05	µg/L	<0.05	<0.05	<0.05	<0.05	<0.05
EP231C: Perfluoroalkyl Sulfonamides								
Perfluorooctane sulfonamide (FOSA)	754-91-6	0.02	µg/L	<0.02	<0.02	<0.02	<0.02	<0.02
N-Methyl perfluorooctane sulfonamide (MeFOSA)	31506-32-8	0.05	µg/L	<0.05	<0.05	<0.05	<0.05	<0.05

Analytical Results

Sub-Matrix: GROUNDWATER (Matrix: WATER)			Sample ID	0902_MW108_231120	0902_MW109_231120	0902_MW110_231120	0902_MW111_231122	0902_MW112_231122
			Sampling date / time	20-Nov-2023 14:03	20-Nov-2023 10:41	20-Nov-2023 11:45	22-Nov-2023 08:54	22-Nov-2023 09:11
Compound	CAS Number	LOR	Unit	ES2341217-071	ES2341217-072	ES2341217-073	ES2341217-074	ES2341217-075
				Result	Result	Result	Result	Result
EP231C: Perfluoroalkyl Sulfonamides - Continued								
N-Ethyl perfluorooctane sulfonamide (EtFOSA)	4151-50-2	0.05	µg/L	<0.05	<0.05	<0.05	<0.05	<0.05
N-Methyl perfluorooctane sulfonamidoethanol (MeFOSE)	24448-09-7	0.05	µg/L	<0.05	<0.05	<0.05	<0.05	<0.05
N-Ethyl perfluorooctane sulfonamidoethanol (EtFOSE)	1691-99-2	0.05	µg/L	<0.05	<0.05	<0.05	<0.05	<0.05
N-Methyl perfluorooctane sulfonamidoacetic acid (MeFOSAA)	2355-31-9	0.02	µg/L	<0.02	<0.02	<0.02	<0.02	<0.02
N-Ethyl perfluorooctane sulfonamidoacetic acid (EtFOSAA)	2991-50-6	0.02	µg/L	<0.02	<0.02	<0.02	<0.02	<0.02
EP231D: (n:2) Fluorotelomer Sulfonic Acids								
4:2 Fluorotelomer sulfonic acid (4:2 FTS)	757124-72-4	0.05	µg/L	<0.05	<0.05	<0.05	<0.05	<0.05
6:2 Fluorotelomer sulfonic acid (6:2 FTS)	27619-97-2	0.05	µg/L	<0.05	<0.05	**0.06**	<0.05	<0.05
8:2 Fluorotelomer sulfonic acid (8:2 FTS)	39108-34-4	0.05	µg/L	<0.05	<0.05	<0.05	<0.05	<0.05
10:2 Fluorotelomer sulfonic acid (10:2 FTS)	120226-60-0	0.05	µg/L	<0.05	<0.05	<0.05	<0.05	<0.05
EP231P: PFAS Sums								
Sum of PFAS	----	0.01	µg/L	**4.35**	**8.08**	**1.72**	**0.62**	<0.01
Sum of PFHxS and PFOS	355-46-4/1763-23-1	0.01	µg/L	**3.06**	**6.12**	**1.06**	**0.18**	<0.01
Sum of PFAS (WA DER List)	----	0.01	µg/L	**4.03**	**7.48**	**1.55**	**0.52**	<0.01
EP231S: PFAS Surrogate								
13C4-PFOS	----	0.02	%	**97.2**	**89.5**	**100**	**94.9**	**94.2**
13C8-PFOA	----	0.02	%	**104**	**105**	**104**	**103**	**100**

Analytical Results

Sub-Matrix: GROUNDWATER (Matrix: WATER)			Sample ID	0902_MW113_231122	0902_MW114_231122	0902_MW143_231123	0902_MW144_231124	0902_QC100_231120
			Sampling date / time	22-Nov-2023 10:11	22-Nov-2023 10:55	23-Nov-2023 15:05	24-Nov-2023 08:34	20-Nov-2023 12:14
Compound	CAS Number	LOR	Unit	ES2341217-076	ES2341217-077	ES2341217-078	ES2341217-079	ES2341217-080
				Result	Result	Result	Result	Result
EP231A: Perfluoroalkyl Sulfonic Acids								
Perfluorobutane sulfonic acid (PFBS)	375-73-5	0.02	µg/L	<0.02	**0.03**	<0.02	<0.02	**0.09**
Perfluoropentane sulfonic acid (PFPeS)	2706-91-4	0.02	µg/L	<0.02	**0.03**	<0.02	<0.02	**0.10**
Perfluorohexane sulfonic acid (PFHxS)	355-46-4	0.01	µg/L	<0.01	**0.17**	**0.06**	**0.04**	**2.25**
Perfluoroheptane sulfonic acid (PFHpS)	375-92-8	0.02	µg/L	<0.02	<0.02	<0.02	<0.02	**0.08**
Perfluorooctane sulfonic acid (PFOS)	1763-23-1	0.01	µg/L	<0.01	<0.01	**0.21**	<0.01	**2.99**
Perfluorodecane sulfonic acid (PFDS)	335-77-3	0.02	µg/L	<0.02	<0.02	<0.02	<0.02	<0.02
EP231B: Perfluoroalkyl Carboxylic Acids								
Perfluorobutanoic acid (PFBA)	375-22-4	0.1	µg/L	<0.1	<0.1	<0.1	<0.1	**0.1**
Perfluoropentanoic acid (PFPeA)	2706-90-3	0.02	µg/L	<0.02	<0.02	<0.02	<0.02	**0.10**
Perfluorohexanoic acid (PFHxA)	307-24-4	0.02	µg/L	<0.02	<0.02	<0.02	<0.02	**0.34**
Perfluoroheptanoic acid (PFHpA)	375-85-9	0.02	µg/L	<0.02	<0.02	<0.02	<0.02	**0.08**
Perfluorooctanoic acid (PFOA)	335-67-1	0.01	µg/L	<0.01	<0.01	<0.01	<0.01	**0.25**
Perfluorononanoic acid (PFNA)	375-95-1	0.02	µg/L	<0.02	<0.02	<0.02	<0.02	**0.02**
Perfluorodecanoic acid (PFDA)	335-76-2	0.02	µg/L	<0.02	<0.02	<0.02	<0.02	<0.02
Perfluoroundecanoic acid (PFUnDA)	2058-94-8	0.02	µg/L	<0.02	<0.02	<0.02	<0.02	<0.02
Perfluorododecanoic acid (PFDoDA)	307-55-1	0.02	µg/L	<0.02	<0.02	<0.02	<0.02	<0.02
Perfluorotridecanoic acid (PFTrDA)	72629-94-8	0.02	µg/L	<0.02	<0.02	<0.02	<0.02	<0.02
Perfluorotetradecanoic acid (PFTeDA)	376-06-7	0.05	µg/L	<0.05	<0.05	<0.05	<0.05	<0.05
EP231C: Perfluoroalkyl Sulfonamides								
Perfluorooctane sulfonamide (FOSA)	754-91-6	0.02	µg/L	<0.02	<0.02	<0.02	<0.02	<0.02
N-Methyl perfluorooctane sulfonamide (MeFOSA)	31506-32-8	0.05	µg/L	<0.05	<0.05	<0.05	<0.05	<0.05

Analytical Results

Sub-Matrix: GROUNDWATER (Matrix: WATER)			Sample ID	0902_MW113_231122	0902_MW114_231122	0902_MW143_231123	0902_MW144_231124	0902_QC100_231120
			Sampling date / time	22-Nov-2023 10:11	22-Nov-2023 10:55	23-Nov-2023 15:05	24-Nov-2023 08:34	20-Nov-2023 12:14
Compound	CAS Number	LOR	Unit	ES2341217-076	ES2341217-077	ES2341217-078	ES2341217-079	ES2341217-080
				Result	Result	Result	Result	Result
EP231C: Perfluoroalkyl Sulfonamides - Continued								
N-Ethyl perfluorooctane sulfonamide (EtFOSA)	4151-50-2	0.05	µg/L	<0.05	<0.05	<0.05	<0.05	<0.05
N-Methyl perfluorooctane sulfonamidoethanol (MeFOSE)	24448-09-7	0.05	µg/L	<0.05	<0.05	<0.05	<0.05	<0.05
N-Ethyl perfluorooctane sulfonamidoethanol (EtFOSE)	1691-99-2	0.05	µg/L	<0.05	<0.05	<0.05	<0.05	<0.05
N-Methyl perfluorooctane sulfonamidoacetic acid (MeFOSAA)	2355-31-9	0.02	µg/L	<0.02	<0.02	<0.02	<0.02	<0.02
N-Ethyl perfluorooctane sulfonamidoacetic acid (EtFOSAA)	2991-50-6	0.02	µg/L	<0.02	<0.02	<0.02	<0.02	<0.02
EP231D: (n:2) Fluorotelomer Sulfonic Acids								
4:2 Fluorotelomer sulfonic acid (4:2 FTS)	757124-72-4	0.05	µg/L	<0.05	<0.05	<0.05	<0.05	<0.05
6:2 Fluorotelomer sulfonic acid (6:2 FTS)	27619-97-2	0.05	µg/L	<0.05	<0.05	<0.05	<0.05	<0.05
8:2 Fluorotelomer sulfonic acid (8:2 FTS)	39108-34-4	0.05	µg/L	<0.05	<0.05	<0.05	<0.05	<0.05
10:2 Fluorotelomer sulfonic acid (10:2 FTS)	120226-60-0	0.05	µg/L	<0.05	<0.05	<0.05	<0.05	<0.05
EP231P: PFAS Sums								
Sum of PFAS	----	0.01	µg/L	<0.01	**0.23**	**0.27**	**0.04**	**6.40**
Sum of PFHxS and PFOS	355-46-4/1763-23-1	0.01	µg/L	<0.01	**0.17**	**0.27**	**0.04**	**5.24**
Sum of PFAS (WA DER List)	----	0.01	µg/L	<0.01	**0.20**	**0.27**	**0.04**	**6.20**
EP231S: PFAS Surrogate								
13C4-PFOS	----	0.02	%	**102**	**101**	**95.0**	**93.9**	**95.3**
13C8-PFOA	----	0.02	%	**99.6**	**98.7**	**98.7**	**96.1**	**94.8**

Analytical Results

Sub-Matrix: GROUNDWATER (Matrix: WATER)			Sample ID	0902_QC101_231120	0902_QC102_231122	0902_QC105_231123	0902_QC106_231123	0902_QC107_231123
			Sampling date / time	20-Nov-2023 14:42	22-Nov-2023 08:14	23-Nov-2023 08:16	23-Nov-2023 09:40	23-Nov-2023 11:37
Compound	CAS Number	LOR	Unit	ES2341217-081	ES2341217-082	ES2341217-083	ES2341217-084	ES2341217-085
				Result	Result	Result	Result	Result
EP231A: Perfluoroalkyl Sulfonic Acids								
Perfluorobutane sulfonic acid (PFBS)	375-73-5	0.02	µg/L	<0.02	<0.02	**0.05**	<0.02	<0.02
Perfluoropentane sulfonic acid (PFPeS)	2706-91-4	0.02	µg/L	<0.02	<0.02	**0.05**	<0.02	<0.02
Perfluorohexane sulfonic acid (PFHxS)	355-46-4	0.01	µg/L	**0.02**	<0.01	**0.46**	**0.03**	**0.03**
Perfluoroheptane sulfonic acid (PFHpS)	375-92-8	0.02	µg/L	<0.02	<0.02	<0.02	<0.02	<0.02
Perfluorooctane sulfonic acid (PFOS)	1763-23-1	0.01	µg/L	**0.06**	<0.01	**0.16**	**0.02**	<0.01
Perfluorodecane sulfonic acid (PFDS)	335-77-3	0.02	µg/L	<0.02	<0.02	<0.02	<0.02	<0.02
EP231B: Perfluoroalkyl Carboxylic Acids								
Perfluorobutanoic acid (PFBA)	375-22-4	0.1	µg/L	<0.1	<0.1	<0.1	<0.1	<0.1
Perfluoropentanoic acid (PFPeA)	2706-90-3	0.02	µg/L	<0.02	<0.02	<0.02	<0.02	<0.02
Perfluorohexanoic acid (PFHxA)	307-24-4	0.02	µg/L	<0.02	<0.02	**0.09**	<0.02	<0.02
Perfluoroheptanoic acid (PFHpA)	375-85-9	0.02	µg/L	<0.02	<0.02	<0.02	<0.02	<0.02
Perfluorooctanoic acid (PFOA)	335-67-1	0.01	µg/L	<0.01	<0.01	**0.02**	<0.01	<0.01
Perfluorononanoic acid (PFNA)	375-95-1	0.02	µg/L	<0.02	<0.02	<0.02	<0.02	<0.02
Perfluorodecanoic acid (PFDA)	335-76-2	0.02	µg/L	<0.02	<0.02	<0.02	<0.02	<0.02
Perfluoroundecanoic acid (PFUnDA)	2058-94-8	0.02	µg/L	<0.02	<0.02	<0.02	<0.02	<0.02
Perfluorododecanoic acid (PFDoDA)	307-55-1	0.02	µg/L	<0.02	<0.02	<0.02	<0.02	<0.02
Perfluorotridecanoic acid (PFTrDA)	72629-94-8	0.02	µg/L	<0.02	<0.02	<0.02	<0.02	<0.02
Perfluorotetradecanoic acid (PFTeDA)	376-06-7	0.05	µg/L	<0.05	<0.05	<0.05	<0.05	<0.05
EP231C: Perfluoroalkyl Sulfonamides								
Perfluorooctane sulfonamide (FOSA)	754-91-6	0.02	µg/L	<0.02	<0.02	<0.02	<0.02	<0.02
N-Methyl perfluorooctane sulfonamide (MeFOSA)	31506-32-8	0.05	µg/L	<0.05	<0.05	<0.05	<0.05	<0.05

Analytical Results

Sub-Matrix: GROUNDWATER (Matrix: WATER)			Sample ID	0902_QC101_231120	0902_QC102_231122	0902_QC105_231123	0902_QC106_231123	0902_QC107_231123
			Sampling date / time	20-Nov-2023 14:42	22-Nov-2023 08:14	23-Nov-2023 08:16	23-Nov-2023 09:40	23-Nov-2023 11:37
Compound	CAS Number	LOR	Unit	ES2341217-081	ES2341217-082	ES2341217-083	ES2341217-084	ES2341217-085
				Result	Result	Result	Result	Result
EP231C: Perfluoroalkyl Sulfonamides - Continued								
N-Ethyl perfluorooctane sulfonamide (EtFOSA)	4151-50-2	0.05	µg/L	<0.05	<0.05	<0.05	<0.05	<0.05
N-Methyl perfluorooctane sulfonamidoethanol (MeFOSE)	24448-09-7	0.05	µg/L	<0.05	<0.05	<0.05	<0.05	<0.05
N-Ethyl perfluorooctane sulfonamidoethanol (EtFOSE)	1691-99-2	0.05	µg/L	<0.05	<0.05	<0.05	<0.05	<0.05
N-Methyl perfluorooctane sulfonamidoacetic acid (MeFOSAA)	2355-31-9	0.02	µg/L	<0.02	<0.02	<0.02	<0.02	<0.02
N-Ethyl perfluorooctane sulfonamidoacetic acid (EtFOSAA)	2991-50-6	0.02	µg/L	<0.02	<0.02	<0.02	<0.02	<0.02
EP231D: (n:2) Fluorotelomer Sulfonic Acids								
4:2 Fluorotelomer sulfonic acid (4:2 FTS)	757124-72-4	0.05	µg/L	<0.05	<0.05	<0.05	<0.05	<0.05
6:2 Fluorotelomer sulfonic acid (6:2 FTS)	27619-97-2	0.05	µg/L	<0.05	<0.05	<0.05	<0.05	<0.05
8:2 Fluorotelomer sulfonic acid (8:2 FTS)	39108-34-4	0.05	µg/L	<0.05	<0.05	<0.05	<0.05	<0.05
10:2 Fluorotelomer sulfonic acid (10:2 FTS)	120226-60-0	0.05	µg/L	<0.05	<0.05	<0.05	<0.05	<0.05
EP231P: PFAS Sums								
Sum of PFAS	----	0.01	µg/L	**0.08**	<0.01	**0.83**	**0.05**	**0.03**
Sum of PFHxS and PFOS	355-46-4/1763-23-1	0.01	µg/L	**0.08**	<0.01	**0.62**	**0.05**	**0.03**
Sum of PFAS (WA DER List)	----	0.01	µg/L	**0.08**	<0.01	**0.78**	**0.05**	**0.03**
EP231S: PFAS Surrogate								
13C4-PFOS	----	0.02	%	**95.7**	**92.8**	**93.6**	**93.5**	**94.9**
13C8-PFOA	----	0.02	%	**92.3**	**94.0**	**93.2**	**94.2**	**95.4**

Analytical Results

Sub-Matrix: GROUNDWATER (Matrix: WATER)			Sample ID	0902_QC109_231124	0902_QC111_231124	----	----	----
			Sampling date / time	24-Nov-2023 08:33	24-Nov-2023 13:49	----	----	----
Compound	CAS Number	LOR	Unit	ES2341217-086	ES2341217-087	--------	--------	--------
				Result	Result	----	----	----
EP231A: Perfluoroalkyl Sulfonic Acids								
Perfluorobutane sulfonic acid (PFBS)	375-73-5	0.02	µg/L	<0.02	<0.02	----	----	----
Perfluoropentane sulfonic acid (PFPeS)	2706-91-4	0.02	µg/L	<0.02	<0.02	----	----	----
Perfluorohexane sulfonic acid (PFHxS)	355-46-4	0.01	µg/L	**0.04**	**0.02**	----	----	----
Perfluoroheptane sulfonic acid (PFHpS)	375-92-8	0.02	µg/L	<0.02	<0.02	----	----	----
Perfluorooctane sulfonic acid (PFOS)	1763-23-1	0.01	µg/L	<0.01	**0.03**	----	----	----
Perfluorodecane sulfonic acid (PFDS)	335-77-3	0.02	µg/L	<0.02	<0.02	----	----	----
EP231B: Perfluoroalkyl Carboxylic Acids								
Perfluorobutanoic acid (PFBA)	375-22-4	0.1	µg/L	<0.1	<0.1	----	----	----
Perfluoropentanoic acid (PFPeA)	2706-90-3	0.02	µg/L	<0.02	<0.02	----	----	----
Perfluorohexanoic acid (PFHxA)	307-24-4	0.02	µg/L	<0.02	<0.02	----	----	----
Perfluoroheptanoic acid (PFHpA)	375-85-9	0.02	µg/L	<0.02	<0.02	----	----	----
Perfluorooctanoic acid (PFOA)	335-67-1	0.01	µg/L	<0.01	<0.01	----	----	----
Perfluorononanoic acid (PFNA)	375-95-1	0.02	µg/L	<0.02	<0.02	----	----	----
Perfluorodecanoic acid (PFDA)	335-76-2	0.02	µg/L	<0.02	<0.02	----	----	----
Perfluoroundecanoic acid (PFUnDA)	2058-94-8	0.02	µg/L	<0.02	<0.02	----	----	----
Perfluorododecanoic acid (PFDoDA)	307-55-1	0.02	µg/L	<0.02	<0.02	----	----	----
Perfluorotridecanoic acid (PFTrDA)	72629-94-8	0.02	µg/L	<0.02	<0.02	----	----	----
Perfluorotetradecanoic acid (PFTeDA)	376-06-7	0.05	µg/L	<0.05	<0.05	----	----	----
EP231C: Perfluoroalkyl Sulfonamides								
Perfluorooctane sulfonamide (FOSA)	754-91-6	0.02	µg/L	<0.02	<0.02	----	----	----
N-Methyl perfluorooctane sulfonamide (MeFOSA)	31506-32-8	0.05	µg/L	<0.05	<0.05	----	----	----

Analytical Results

Sub-Matrix: GROUNDWATER (Matrix: WATER)			Sample ID	0902_QC109_231124	0902_QC111_231124	----	----	----
			Sampling date / time	24-Nov-2023 08:33	24-Nov-2023 13:49	----	----	----
Compound	CAS Number	LOR	Unit	ES2341217-086	ES2341217-087	--------	--------	--------
				Result	Result	----	----	----
EP231C: Perfluoroalkyl Sulfonamides - Continued								
N-Ethyl perfluorooctane sulfonamide (EtFOSA)	4151-50-2	0.05	µg/L	<0.05	<0.05	----	----	----
N-Methyl perfluorooctane sulfonamidoethanol (MeFOSE)	24448-09-7	0.05	µg/L	<0.05	<0.05	----	----	----
N-Ethyl perfluorooctane sulfonamidoethanol (EtFOSE)	1691-99-2	0.05	µg/L	<0.05	<0.05	----	----	----
N-Methyl perfluorooctane sulfonamidoacetic acid (MeFOSAA)	2355-31-9	0.02	µg/L	<0.02	<0.02	----	----	----
N-Ethyl perfluorooctane sulfonamidoacetic acid (EtFOSAA)	2991-50-6	0.02	µg/L	<0.02	<0.02	----	----	----
EP231D: (n:2) Fluorotelomer Sulfonic Acids								
4:2 Fluorotelomer sulfonic acid (4:2 FTS)	757124-72-4	0.05	µg/L	<0.05	<0.05	----	----	----
6:2 Fluorotelomer sulfonic acid (6:2 FTS)	27619-97-2	0.05	µg/L	<0.05	<0.05	----	----	----
8:2 Fluorotelomer sulfonic acid (8:2 FTS)	39108-34-4	0.05	µg/L	<0.05	<0.05	----	----	----
10:2 Fluorotelomer sulfonic acid (10:2 FTS)	120226-60-0	0.05	µg/L	<0.05	<0.05	----	----	----
EP231P: PFAS Sums								
Sum of PFAS	----	0.01	µg/L	**0.04**	**0.05**	----	----	----
Sum of PFHxS and PFOS	355-46-4/1763-23-1	0.01	µg/L	**0.04**	**0.05**	----	----	----
Sum of PFAS (WA DER List)	----	0.01	µg/L	**0.04**	**0.05**	----	----	----
EP231S: PFAS Surrogate								
13C4-PFOS	----	0.02	%	**97.3**	**91.1**	----	----	----
13C8-PFOA	----	0.02	%	**94.1**	**99.8**	----	----	----

Analytical Results

Sub-Matrix: RINSATE (Matrix: WATER)			Sample ID	0902_QC300_231120	0902_QC301_231121	0902_QC302_231122	0902_QC303_231123	0902_QC304_231124
			Sampling date / time	20-Nov-2023 16:13	21-Nov-2023 14:23	23-Nov-2023 15:29	23-Nov-2023 14:49	24-Nov-2023 14:35
Compound	CAS Number	LOR	Unit	ES2341217-088	ES2341217-089	ES2341217-090	ES2341217-091	ES2341217-092
				Result	Result	Result	Result	Result
EP231A: Perfluoroalkyl Sulfonic Acids								
Perfluorobutane sulfonic acid (PFBS)	375-73-5	0.02	µg/L	<0.02	<0.02	<0.02	<0.02	<0.02
Perfluoropentane sulfonic acid (PFPeS)	2706-91-4	0.02	µg/L	<0.02	<0.02	<0.02	<0.02	<0.02
Perfluorohexane sulfonic acid (PFHxS)	355-46-4	0.01	µg/L	<0.01	<0.01	<0.01	<0.01	<0.01
Perfluoroheptane sulfonic acid (PFHpS)	375-92-8	0.02	µg/L	<0.02	<0.02	<0.02	<0.02	<0.02
Perfluorooctane sulfonic acid (PFOS)	1763-23-1	0.01	µg/L	<0.01	<0.01	<0.01	<0.01	<0.01
Perfluorodecane sulfonic acid (PFDS)	335-77-3	0.02	µg/L	<0.02	<0.02	<0.02	<0.02	<0.02
EP231B: Perfluoroalkyl Carboxylic Acids								
Perfluorobutanoic acid (PFBA)	375-22-4	0.1	µg/L	<0.1	<0.1	<0.1	<0.1	<0.1
Perfluoropentanoic acid (PFPeA)	2706-90-3	0.02	µg/L	<0.02	<0.02	<0.02	<0.02	<0.02
Perfluorohexanoic acid (PFHxA)	307-24-4	0.02	µg/L	<0.02	<0.02	<0.02	<0.02	<0.02
Perfluoroheptanoic acid (PFHpA)	375-85-9	0.02	µg/L	<0.02	<0.02	<0.02	<0.02	<0.02
Perfluorooctanoic acid (PFOA)	335-67-1	0.01	µg/L	<0.01	<0.01	<0.01	<0.01	<0.01
Perfluorononanoic acid (PFNA)	375-95-1	0.02	µg/L	<0.02	<0.02	<0.02	<0.02	<0.02
Perfluorodecanoic acid (PFDA)	335-76-2	0.02	µg/L	<0.02	<0.02	<0.02	<0.02	<0.02
Perfluoroundecanoic acid (PFUnDA)	2058-94-8	0.02	µg/L	<0.02	<0.02	<0.02	<0.02	<0.02
Perfluorododecanoic acid (PFDoDA)	307-55-1	0.02	µg/L	<0.02	<0.02	<0.02	<0.02	<0.02
Perfluorotridecanoic acid (PFTrDA)	72629-94-8	0.02	µg/L	<0.02	<0.02	<0.02	<0.02	<0.02
Perfluorotetradecanoic acid (PFTeDA)	376-06-7	0.05	µg/L	<0.05	<0.05	<0.05	<0.05	<0.05
EP231C: Perfluoroalkyl Sulfonamides								
Perfluorooctane sulfonamide (FOSA)	754-91-6	0.02	µg/L	<0.02	<0.02	<0.02	<0.02	<0.02
N-Methyl perfluorooctane sulfonamide (MeFOSA)	31506-32-8	0.05	µg/L	<0.05	<0.05	<0.05	<0.05	<0.05

Analytical Results

Sub-Matrix: RINSATE (Matrix: WATER)			Sample ID	0902_QC300_231120	0902_QC301_231121	0902_QC302_231122	0902_QC303_231123	0902_QC304_231124
			Sampling date / time	20-Nov-2023 16:13	21-Nov-2023 14:23	23-Nov-2023 15:29	23-Nov-2023 14:49	24-Nov-2023 14:35
Compound	CAS Number	LOR	Unit	ES2341217-088	ES2341217-089	ES2341217-090	ES2341217-091	ES2341217-092
				Result	Result	Result	Result	Result
EP231C: Perfluoroalkyl Sulfonamides - Continued								
N-Ethyl perfluorooctane sulfonamide (EtFOSA)	4151-50-2	0.05	µg/L	<0.05	<0.05	<0.05	<0.05	<0.05
N-Methyl perfluorooctane sulfonamidoethanol (MeFOSE)	24448-09-7	0.05	µg/L	<0.05	<0.05	<0.05	<0.05	<0.05
N-Ethyl perfluorooctane sulfonamidoethanol (EtFOSE)	1691-99-2	0.05	µg/L	<0.05	<0.05	<0.05	<0.05	<0.05
N-Methyl perfluorooctane sulfonamidoacetic acid (MeFOSAA)	2355-31-9	0.02	µg/L	<0.02	<0.02	<0.02	<0.02	<0.02
N-Ethyl perfluorooctane sulfonamidoacetic acid (EtFOSAA)	2991-50-6	0.02	µg/L	<0.02	<0.02	<0.02	<0.02	<0.02
EP231D: (n:2) Fluorotelomer Sulfonic Acids								
4:2 Fluorotelomer sulfonic acid (4:2 FTS)	757124-72-4	0.05	µg/L	<0.05	<0.05	<0.05	<0.05	<0.05
6:2 Fluorotelomer sulfonic acid (6:2 FTS)	27619-97-2	0.05	µg/L	<0.05	<0.05	<0.05	<0.05	<0.05
8:2 Fluorotelomer sulfonic acid (8:2 FTS)	39108-34-4	0.05	µg/L	<0.05	<0.05	<0.05	<0.05	<0.05
10:2 Fluorotelomer sulfonic acid (10:2 FTS)	120226-60-0	0.05	µg/L	<0.05	<0.05	<0.05	<0.05	<0.05
EP231P: PFAS Sums								
Sum of PFAS	----	0.01	µg/L	<0.01	<0.01	<0.01	<0.01	<0.01
Sum of PFHxS and PFOS	355-46-4/1763-23-1	0.01	µg/L	<0.01	<0.01	<0.01	<0.01	<0.01
Sum of PFAS (WA DER List)	----	0.01	µg/L	<0.01	<0.01	<0.01	<0.01	<0.01
EP231S: PFAS Surrogate								
13C4-PFOS	----	0.02	%	**91.4**	**89.4**	**91.6**	**95.9**	**90.4**
13C8-PFOA	----	0.02	%	**92.2**	**94.3**	**93.8**	**94.9**	**90.8**

Analytical Results

Sub-Matrix: RINSATE (Matrix: WATER)			Sample ID	0902_QC305_231127	----	----	----	----
			Sampling date / time	27-Nov-2023 11:48	----	----	----	----
Compound	CAS Number	LOR	Unit	ES2341217-093	--------	--------	--------	--------
				Result	----	----	----	----
EP231A: Perfluoroalkyl Sulfonic Acids								
Perfluorobutane sulfonic acid (PFBS)	375-73-5	0.02	µg/L	<0.02	----	----	----	----
Perfluoropentane sulfonic acid (PFPeS)	2706-91-4	0.02	µg/L	<0.02	----	----	----	----
Perfluorohexane sulfonic acid (PFHxS)	355-46-4	0.01	µg/L	<0.01	----	----	----	----
Perfluoroheptane sulfonic acid (PFHpS)	375-92-8	0.02	µg/L	<0.02	----	----	----	----
Perfluorooctane sulfonic acid (PFOS)	1763-23-1	0.01	µg/L	<0.01	----	----	----	----
Perfluorodecane sulfonic acid (PFDS)	335-77-3	0.02	µg/L	<0.02	----	----	----	----
EP231B: Perfluoroalkyl Carboxylic Acids								
Perfluorobutanoic acid (PFBA)	375-22-4	0.1	µg/L	<0.1	----	----	----	----
Perfluoropentanoic acid (PFPeA)	2706-90-3	0.02	µg/L	<0.02	----	----	----	----
Perfluorohexanoic acid (PFHxA)	307-24-4	0.02	µg/L	<0.02	----	----	----	----
Perfluoroheptanoic acid (PFHpA)	375-85-9	0.02	µg/L	<0.02	----	----	----	----
Perfluorooctanoic acid (PFOA)	335-67-1	0.01	µg/L	<0.01	----	----	----	----
Perfluorononanoic acid (PFNA)	375-95-1	0.02	µg/L	<0.02	----	----	----	----
Perfluorodecanoic acid (PFDA)	335-76-2	0.02	µg/L	<0.02	----	----	----	----
Perfluoroundecanoic acid (PFUnDA)	2058-94-8	0.02	µg/L	<0.02	----	----	----	----
Perfluorododecanoic acid (PFDoDA)	307-55-1	0.02	µg/L	<0.02	----	----	----	----
Perfluorotridecanoic acid (PFTrDA)	72629-94-8	0.02	µg/L	<0.02	----	----	----	----
Perfluorotetradecanoic acid (PFTeDA)	376-06-7	0.05	µg/L	<0.05	----	----	----	----
EP231C: Perfluoroalkyl Sulfonamides								
Perfluorooctane sulfonamide (FOSA)	754-91-6	0.02	µg/L	<0.02	----	----	----	----
N-Methyl perfluorooctane sulfonamide (MeFOSA)	31506-32-8	0.05	µg/L	<0.05	----	----	----	----

Analytical Results

Sub-Matrix: RINSATE (Matrix: WATER)			Sample ID	0902_QC305_231127	----	----	----	----
			Sampling date / time	27-Nov-2023 11:48	----	----	----	----
Compound	CAS Number	LOR	Unit	ES2341217-093	--------	--------	--------	--------
				Result	----	----	----	----
EP231C: Perfluoroalkyl Sulfonamides - Continued								
N-Ethyl perfluorooctane sulfonamide (EtFOSA)	4151-50-2	0.05	µg/L	<0.05	----	----	----	----
N-Methyl perfluorooctane sulfonamidoethanol (MeFOSE)	24448-09-7	0.05	µg/L	<0.05	----	----	----	----
N-Ethyl perfluorooctane sulfonamidoethanol (EtFOSE)	1691-99-2	0.05	µg/L	<0.05	----	----	----	----
N-Methyl perfluorooctane sulfonamidoacetic acid (MeFOSAA)	2355-31-9	0.02	µg/L	<0.02	----	----	----	----
N-Ethyl perfluorooctane sulfonamidoacetic acid (EtFOSAA)	2991-50-6	0.02	µg/L	<0.02	----	----	----	----
EP231D: (n:2) Fluorotelomer Sulfonic Acids								
4:2 Fluorotelomer sulfonic acid (4:2 FTS)	757124-72-4	0.05	µg/L	<0.05	----	----	----	----
6:2 Fluorotelomer sulfonic acid (6:2 FTS)	27619-97-2	0.05	µg/L	<0.05	----	----	----	----
8:2 Fluorotelomer sulfonic acid (8:2 FTS)	39108-34-4	0.05	µg/L	<0.05	----	----	----	----
10:2 Fluorotelomer sulfonic acid (10:2 FTS)	120226-60-0	0.05	µg/L	<0.05	----	----	----	----
EP231P: PFAS Sums								
Sum of PFAS	----	0.01	µg/L	<0.01	----	----	----	----
Sum of PFHxS and PFOS	355-46-4/1763-23-1	0.01	µg/L	<0.01	----	----	----	----
Sum of PFAS (WA DER List)	----	0.01	µg/L	<0.01	----	----	----	----
EP231S: PFAS Surrogate								
13C4-PFOS	----	0.02	%	**96.5**	----	----	----	----
13C8-PFOA	----	0.02	%	**100**	----	----	----	----

Surrogate Control Limits

Sub-Matrix: GROUNDWATER		Recovery Limits (%)	
Compound	CAS Number	Low	High
EP231S: PFAS Surrogate			
13C4-PFOS	----	60	120
13C8-PFOA	----	60	120

Sub-Matrix: RINSATE		Recovery Limits (%)	
Compound	CAS Number	Low	High
EP231S: PFAS Surrogate			
13C4-PFOS	----	60	120
13C8-PFOA	----	60	120

QUALITY CONTROL REPORT

Work Order	: **ES2341217**	Page	: 1 of 24
Amendment	: **1**		
Client	: **AECOM AUSTRALIA PTY LTD**	Laboratory	: Environmental Division Sydney
Contact	: JESSICA ROY	Contact	: Sepan Mahamad
Address	: LEVEL 21 420 GEORGE STREET SYDNEY NSW, AUSTRALIA 2000	Address	: 277-289 Woodpark Road Smithfield NSW Australia 2164
Telephone	: ----	Telephone	: +61 2 8784 8555
Project	: NSW_0902_PFASOMP_23	Date Samples Received	: 28-Nov-2023
Order number	: 60612562_5.1	Date Analysis Commenced	: 29-Nov-2023
C-O-C number	: 59870	Issue Date	: 15-Dec-2023
Sampler	: NICOLA TOMLIN, Terrence Darma		
Site	: 0902		
Quote number	: SY/139/19 v4 60612562_5.1		
No. of samples received	: 93		
No. of samples analysed	: 93		

Accreditation No. 825
Accredited for compliance with
ISO/IEC 17025 - Testing

This report supersedes any previous report(s) with this reference. Results apply to the sample(s) as submitted, unless the sampling was conducted by ALS. This document shall not be reproduced, except in full.

This Quality Control Report contains the following information:

- Laboratory Duplicate (DUP) Report; Relative Percentage Difference (RPD) and Acceptance Limits
- Method Blank (MB) and Laboratory Control Spike (LCS) Report; Recovery and Acceptance Limits
- Matrix Spike (MS) Report; Recovery and Acceptance Limits

Signatories

This document has been electronically signed by the authorized signatories below. Electronic signing is carried out in compliance with procedures specified in 21 CFR Part 11.

Signatories	*Position*	*Accreditation Category*
Franco Lentini	LCMS Coordinator	Sydney Organics, Smithfield, NSW

General Comments

The analytical procedures used by ALS have been developed from established internationally recognised procedures such as those published by the USEPA, APHA, AS and NEPM. In house developed procedures are fully validated and are often at the client request.

Where moisture determination has been performed, results are reported on a dry weight basis.

Where a reported less than (<) result is higher than the LOR, this may be due to primary sample extract/digestate dilution and/or insufficient sample for analysis. Where the LOR of a reported result differs from standard LOR, this may be due to high moisture content, insufficient sample (reduced weight employed) or matrix interference.

Key : Anonymous = Refers to samples which are not specifically part of this work order but formed part of the QC process lot
CAS Number = CAS registry number from database maintained by Chemical Abstracts Services. The Chemical Abstracts Service is a division of the American Chemical Society.
LOR = Limit of reporting
RPD = Relative Percentage Difference
# = Indicates failed QC

Laboratory Duplicate (DUP) Report

The quality control term Laboratory Duplicate refers to a randomly selected intralaboratory split. Laboratory duplicates provide information regarding method precision and sample heterogeneity. The permitted ranges for the Relative Percent Deviation (RPD) of Laboratory Duplicates are specified in ALS Method QWI-EN/38 and are dependent on the magnitude of results in comparison to the level of reporting: Result < 10 times LOR: No Limit; Result between 10 and 20 times LOR: 0% - 50%; Result > 20 times LOR: 0% - 20%.

Sub-Matrix: **WATER**

				Laboratory Duplicate (DUP) Report					
Laboratory sample ID	Sample ID	Method: Compound	CAS Number	LOR	Unit	Original Result	Duplicate Result	RPD (%)	Acceptable RPD (%)
EP231A: Perfluoroalkyl Sulfonic Acids (QC Lot: 5457872)									
ES2341217-001	0902_MW001_231122	EP231X: Perfluorohexane sulfonic acid (PFHxS)	355-46-4	0.01	µg/L	0.10	0.09	0.0	No Limit
		EP231X: Perfluorooctane sulfonic acid (PFOS)	1763-23-1	0.01	µg/L	<0.01	<0.01	0.0	No Limit
		EP231X: Perfluorobutane sulfonic acid (PFBS)	375-73-5	0.02	µg/L	0.02	0.02	0.0	No Limit
		EP231X: Perfluoropentane sulfonic acid (PFPeS)	2706-91-4	0.02	µg/L	0.02	<0.02	0.0	No Limit
		EP231X: Perfluoroheptane sulfonic acid (PFHpS)	375-92-8	0.02	µg/L	<0.02	<0.02	0.0	No Limit
		EP231X: Perfluorodecane sulfonic acid (PFDS)	335-77-3	0.02	µg/L	<0.02	<0.02	0.0	No Limit
ES2341217-011	0902_MW014_231122	EP231X: Perfluorohexane sulfonic acid (PFHxS)	355-46-4	0.01	µg/L	1.41	1.43	1.1	0% - 20%
		EP231X: Perfluorooctane sulfonic acid (PFOS)	1763-23-1	0.01	µg/L	0.12	0.15	17.3	0% - 50%
		EP231X: Perfluorobutane sulfonic acid (PFBS)	375-73-5	0.02	µg/L	0.30	0.30	0.0	0% - 50%
		EP231X: Perfluoropentane sulfonic acid (PFPeS)	2706-91-4	0.02	µg/L	0.32	0.33	4.0	0% - 50%
		EP231X: Perfluoroheptane sulfonic acid (PFHpS)	375-92-8	0.02	µg/L	0.02	0.03	0.0	No Limit
		EP231X: Perfluorodecane sulfonic acid (PFDS)	335-77-3	0.02	µg/L	<0.02	<0.02	0.0	No Limit
EP231A: Perfluoroalkyl Sulfonic Acids (QC Lot: 5457877)									
ES2341217-020	0902_MW025_231123	EP231X: Perfluorohexane sulfonic acid (PFHxS)	355-46-4	0.01	µg/L	0.04	0.04	0.0	No Limit
		EP231X: Perfluorooctane sulfonic acid (PFOS)	1763-23-1	0.01	µg/L	0.10	0.10	0.0	0% - 50%
		EP231X: Perfluorobutane sulfonic acid (PFBS)	375-73-5	0.02	µg/L	<0.02	<0.02	0.0	No Limit
		EP231X: Perfluoropentane sulfonic acid (PFPeS)	2706-91-4	0.02	µg/L	<0.02	<0.02	0.0	No Limit
		EP231X: Perfluoroheptane sulfonic acid (PFHpS)	375-92-8	0.02	µg/L	<0.02	<0.02	0.0	No Limit
		EP231X: Perfluorodecane sulfonic acid (PFDS)	335-77-3	0.02	µg/L	<0.02	<0.02	0.0	No Limit
ES2341217-030	0902_MW042_231121	EP231X: Perfluorohexane sulfonic acid (PFHxS)	355-46-4	0.01	µg/L	<0.01	0.01	0.0	No Limit
		EP231X: Perfluorooctane sulfonic acid (PFOS)	1763-23-1	0.01	µg/L	<0.01	0.02	77.9	No Limit
		EP231X: Perfluorobutane sulfonic acid (PFBS)	375-73-5	0.02	µg/L	<0.02	<0.02	0.0	No Limit

Sub-Matrix: **WATER**

Laboratory sample ID	Sample ID	Method: Compound	CAS Number	Laboratory Duplicate (DUP) Report LOR	Unit	Original Result	Duplicate Result	RPD (%)	Acceptable RPD (%)
EP231A: Perfluoroalkyl Sulfonic Acids (QC Lot: 5457877) - continued									
ES2341217-030	0902_MW042_231121	EP231X: Perfluoropentane sulfonic acid (PFPeS)	2706-91-4	0.02	µg/L	<0.02	<0.02	0.0	No Limit
		EP231X: Perfluoroheptane sulfonic acid (PFHpS)	375-92-8	0.02	µg/L	<0.02	<0.02	0.0	No Limit
		EP231X: Perfluorodecane sulfonic acid (PFDS)	335-77-3	0.02	µg/L	<0.02	<0.02	0.0	No Limit
EP231A: Perfluoroalkyl Sulfonic Acids (QC Lot: 5457879)									
ES2341217-039	0902_MW053_231120	EP231X: Perfluorohexane sulfonic acid (PFHxS)	355-46-4	0.01	µg/L	16.9	19.0	11.5	0% - 20%
		EP231X: Perfluorooctane sulfonic acid (PFOS)	1763-23-1	0.01	µg/L	0.10	0.10	0.0	0% - 50%
		EP231X: Perfluorobutane sulfonic acid (PFBS)	375-73-5	0.02	µg/L	2.76	2.98	7.6	0% - 20%
		EP231X: Perfluoropentane sulfonic acid (PFPeS)	2706-91-4	0.02	µg/L	2.60	3.03	15.4	0% - 20%
		EP231X: Perfluoroheptane sulfonic acid (PFHpS)	375-92-8	0.02	µg/L	0.09	0.09	0.0	No Limit
		EP231X: Perfluorodecane sulfonic acid (PFDS)	335-77-3	0.02	µg/L	<0.02	<0.02	0.0	No Limit
ES2341217-049	0902_MW065_231123	EP231X: Perfluorohexane sulfonic acid (PFHxS)	355-46-4	0.01	µg/L	0.24	0.27	9.4	0% - 20%
		EP231X: Perfluorooctane sulfonic acid (PFOS)	1763-23-1	0.01	µg/L	0.01	0.01	0.0	No Limit
		EP231X: Perfluorobutane sulfonic acid (PFBS)	375-73-5	0.02	µg/L	0.04	0.04	0.0	No Limit
		EP231X: Perfluoropentane sulfonic acid (PFPeS)	2706-91-4	0.02	µg/L	0.04	0.04	0.0	No Limit
		EP231X: Perfluoroheptane sulfonic acid (PFHpS)	375-92-8	0.02	µg/L	<0.02	<0.02	0.0	No Limit
		EP231X: Perfluorodecane sulfonic acid (PFDS)	335-77-3	0.02	µg/L	<0.02	<0.02	0.0	No Limit
EP231A: Perfluoroalkyl Sulfonic Acids (QC Lot: 5459791)									
ES2341217-078	0902_MW143_231123	EP231X: Perfluorohexane sulfonic acid (PFHxS)	355-46-4	0.01	µg/L	0.06	0.06	0.0	No Limit
		EP231X: Perfluorooctane sulfonic acid (PFOS)	1763-23-1	0.01	µg/L	0.21	0.22	0.0	0% - 20%
		EP231X: Perfluorobutane sulfonic acid (PFBS)	375-73-5	0.02	µg/L	<0.02	<0.02	0.0	No Limit
		EP231X: Perfluoropentane sulfonic acid (PFPeS)	2706-91-4	0.02	µg/L	<0.02	<0.02	0.0	No Limit
		EP231X: Perfluoroheptane sulfonic acid (PFHpS)	375-92-8	0.02	µg/L	<0.02	<0.02	0.0	No Limit
		EP231X: Perfluorodecane sulfonic acid (PFDS)	335-77-3	0.02	µg/L	<0.02	<0.02	0.0	No Limit
ES2341217-087	0902_QC111_231124	EP231X: Perfluorohexane sulfonic acid (PFHxS)	355-46-4	0.01	µg/L	0.02	0.02	0.0	No Limit
		EP231X: Perfluorooctane sulfonic acid (PFOS)	1763-23-1	0.01	µg/L	0.03	0.04	0.0	No Limit
		EP231X: Perfluorobutane sulfonic acid (PFBS)	375-73-5	0.02	µg/L	<0.02	<0.02	0.0	No Limit
		EP231X: Perfluoropentane sulfonic acid (PFPeS)	2706-91-4	0.02	µg/L	<0.02	<0.02	0.0	No Limit
		EP231X: Perfluoroheptane sulfonic acid (PFHpS)	375-92-8	0.02	µg/L	<0.02	<0.02	0.0	No Limit
		EP231X: Perfluorodecane sulfonic acid (PFDS)	335-77-3	0.02	µg/L	<0.02	<0.02	0.0	No Limit
EP231A: Perfluoroalkyl Sulfonic Acids (QC Lot: 5465737)									
ES2341217-058	0902_MW074_231121	EP231X: Perfluorohexane sulfonic acid (PFHxS)	355-46-4	0.01	µg/L	44.5	49.9	11.4	0% - 20%
		EP231X: Perfluorooctane sulfonic acid (PFOS)	1763-23-1	0.01	µg/L	21.0	21.1	0.9	0% - 20%
		EP231X: Perfluorobutane sulfonic acid (PFBS)	375-73-5	0.02	µg/L	5.69	6.31	10.3	0% - 20%
		EP231X: Perfluoropentane sulfonic acid (PFPeS)	2706-91-4	0.02	µg/L	9.04	10.2	11.7	0% - 20%
		EP231X: Perfluoroheptane sulfonic acid (PFHpS)	375-92-8	0.02	µg/L	2.78	3.08	10.0	0% - 20%
		EP231X: Perfluorodecane sulfonic acid (PFDS)	335-77-3	0.02	µg/L	<0.02	<0.02	0.0	No Limit
ES2341217-068	0902_MW106_231124	EP231X: Perfluorohexane sulfonic acid (PFHxS)	355-46-4	0.01	µg/L	1.20	1.18	1.3	0% - 20%

Sub-Matrix: **WATER**

Laboratory sample ID	Sample ID	Method: Compound	CAS Number	Laboratory Duplicate (DUP) Report LOR	Unit	Original Result	Duplicate Result	RPD (%)	Acceptable RPD (%)
EP231A: Perfluoroalkyl Sulfonic Acids (QC Lot: 5465737) - continued									
ES2341217-068	0902_MW106_231124	EP231X: Perfluorooctane sulfonic acid (PFOS)	1763-23-1	0.01	µg/L	0.68	0.57	16.1	0% - 20%
		EP231X: Perfluorobutane sulfonic acid (PFBS)	375-73-5	0.02	µg/L	0.13	0.12	9.6	No Limit
		EP231X: Perfluoropentane sulfonic acid (PFPeS)	2706-91-4	0.02	µg/L	0.19	0.17	8.8	No Limit
		EP231X: Perfluoroheptane sulfonic acid (PFHpS)	375-92-8	0.02	µg/L	0.05	0.05	0.0	No Limit
		EP231X: Perfluorodecane sulfonic acid (PFDS)	335-77-3	0.02	µg/L	<0.02	<0.02	0.0	No Limit
EP231B: Perfluoroalkyl Carboxylic Acids (QC Lot: 5457872)									
ES2341217-001	0902_MW001_231122	EP231X: Perfluorooctanoic acid (PFOA)	335-67-1	0.01	µg/L	<0.01	<0.01	0.0	No Limit
		EP231X: Perfluoropentanoic acid (PFPeA)	2706-90-3	0.02	µg/L	<0.02	<0.02	0.0	No Limit
		EP231X: Perfluorohexanoic acid (PFHxA)	307-24-4	0.02	µg/L	<0.02	<0.02	0.0	No Limit
		EP231X: Perfluoroheptanoic acid (PFHpA)	375-85-9	0.02	µg/L	<0.02	<0.02	0.0	No Limit
		EP231X: Perfluorononanoic acid (PFNA)	375-95-1	0.02	µg/L	<0.02	<0.02	0.0	No Limit
		EP231X: Perfluorodecanoic acid (PFDA)	335-76-2	0.02	µg/L	<0.02	<0.02	0.0	No Limit
		EP231X: Perfluoroundecanoic acid (PFUnDA)	2058-94-8	0.02	µg/L	<0.02	<0.02	0.0	No Limit
		EP231X: Perfluorododecanoic acid (PFDoDA)	307-55-1	0.02	µg/L	<0.02	<0.02	0.0	No Limit
		EP231X: Perfluorotridecanoic acid (PFTrDA)	72629-94-8	0.02	µg/L	<0.02	<0.02	0.0	No Limit
		EP231X: Perfluorotetradecanoic acid (PFTeDA)	376-06-7	0.05	µg/L	<0.05	<0.05	0.0	No Limit
		EP231X: Perfluorobutanoic acid (PFBA)	375-22-4	0.1	µg/L	<0.1	<0.1	0.0	No Limit
ES2341217-011	0902_MW014_231122	EP231X: Perfluorooctanoic acid (PFOA)	335-67-1	0.01	µg/L	0.02	0.02	0.0	No Limit
		EP231X: Perfluoropentanoic acid (PFPeA)	2706-90-3	0.02	µg/L	0.06	0.06	0.0	No Limit
		EP231X: Perfluorohexanoic acid (PFHxA)	307-24-4	0.02	µg/L	0.28	0.27	0.0	0% - 50%
		EP231X: Perfluoroheptanoic acid (PFHpA)	375-85-9	0.02	µg/L	0.03	0.03	0.0	No Limit
		EP231X: Perfluorononanoic acid (PFNA)	375-95-1	0.02	µg/L	<0.02	<0.02	0.0	No Limit
		EP231X: Perfluorodecanoic acid (PFDA)	335-76-2	0.02	µg/L	<0.02	<0.02	0.0	No Limit
		EP231X: Perfluoroundecanoic acid (PFUnDA)	2058-94-8	0.02	µg/L	<0.02	<0.02	0.0	No Limit
		EP231X: Perfluorododecanoic acid (PFDoDA)	307-55-1	0.02	µg/L	<0.02	<0.02	0.0	No Limit
		EP231X: Perfluorotridecanoic acid (PFTrDA)	72629-94-8	0.02	µg/L	<0.02	<0.02	0.0	No Limit
		EP231X: Perfluorotetradecanoic acid (PFTeDA)	376-06-7	0.05	µg/L	<0.05	<0.05	0.0	No Limit
		EP231X: Perfluorobutanoic acid (PFBA)	375-22-4	0.1	µg/L	<0.1	<0.1	0.0	No Limit
EP231B: Perfluoroalkyl Carboxylic Acids (QC Lot: 5457877)									
ES2341217-020	0902_MW025_231123	EP231X: Perfluorooctanoic acid (PFOA)	335-67-1	0.01	µg/L	<0.01	<0.01	0.0	No Limit
		EP231X: Perfluoropentanoic acid (PFPeA)	2706-90-3	0.02	µg/L	0.03	0.03	0.0	No Limit
		EP231X: Perfluorohexanoic acid (PFHxA)	307-24-4	0.02	µg/L	0.03	0.04	0.0	No Limit
		EP231X: Perfluoroheptanoic acid (PFHpA)	375-85-9	0.02	µg/L	<0.02	<0.02	0.0	No Limit
		EP231X: Perfluorononanoic acid (PFNA)	375-95-1	0.02	µg/L	<0.02	<0.02	0.0	No Limit
		EP231X: Perfluorodecanoic acid (PFDA)	335-76-2	0.02	µg/L	<0.02	<0.02	0.0	No Limit
		EP231X: Perfluoroundecanoic acid (PFUnDA)	2058-94-8	0.02	µg/L	<0.02	<0.02	0.0	No Limit
		EP231X: Perfluorododecanoic acid (PFDoDA)	307-55-1	0.02	µg/L	<0.02	<0.02	0.0	No Limit

Sub-Matrix: **WATER**

Laboratory sample ID	Sample ID	Method: Compound	CAS Number	Laboratory Duplicate (DUP) Report LOR	Unit	Original Result	Duplicate Result	RPD (%)	Acceptable RPD (%)
EP231B: Perfluoroalkyl Carboxylic Acids (QC Lot: 5457877) - continued									
ES2341217-020	0902_MW025_231123	EP231X: Perfluorotridecanoic acid (PFTrDA)	72629-94-8	0.02	µg/L	<0.02	<0.02	0.0	No Limit
		EP231X: Perfluorotetradecanoic acid (PFTeDA)	376-06-7	0.05	µg/L	<0.05	<0.05	0.0	No Limit
		EP231X: Perfluorobutanoic acid (PFBA)	375-22-4	0.1	µg/L	<0.1	<0.1	0.0	No Limit
ES2341217-030	0902_MW042_231121	EP231X: Perfluorooctanoic acid (PFOA)	335-67-1	0.01	µg/L	<0.01	<0.01	0.0	No Limit
		EP231X: Perfluoropentanoic acid (PFPeA)	2706-90-3	0.02	µg/L	<0.02	<0.02	0.0	No Limit
		EP231X: Perfluorohexanoic acid (PFHxA)	307-24-4	0.02	µg/L	<0.02	<0.02	0.0	No Limit
		EP231X: Perfluoroheptanoic acid (PFHpA)	375-85-9	0.02	µg/L	<0.02	<0.02	0.0	No Limit
		EP231X: Perfluorononanoic acid (PFNA)	375-95-1	0.02	µg/L	<0.02	<0.02	0.0	No Limit
		EP231X: Perfluorodecanoic acid (PFDA)	335-76-2	0.02	µg/L	<0.02	<0.02	0.0	No Limit
		EP231X: Perfluoroundecanoic acid (PFUnDA)	2058-94-8	0.02	µg/L	<0.02	<0.02	0.0	No Limit
		EP231X: Perfluorododecanoic acid (PFDoDA)	307-55-1	0.02	µg/L	<0.02	<0.02	0.0	No Limit
		EP231X: Perfluorotridecanoic acid (PFTrDA)	72629-94-8	0.02	µg/L	<0.02	<0.02	0.0	No Limit
		EP231X: Perfluorotetradecanoic acid (PFTeDA)	376-06-7	0.05	µg/L	<0.05	<0.05	0.0	No Limit
		EP231X: Perfluorobutanoic acid (PFBA)	375-22-4	0.1	µg/L	<0.1	<0.1	0.0	No Limit
EP231B: Perfluoroalkyl Carboxylic Acids (QC Lot: 5457879)									
ES2341217-039	0902_MW053_231120	EP231X: Perfluorooctanoic acid (PFOA)	335-67-1	0.01	µg/L	0.78	0.75	4.9	0% - 20%
		EP231X: Perfluoropentanoic acid (PFPeA)	2706-90-3	0.02	µg/L	0.54	0.57	4.9	0% - 20%
		EP231X: Perfluorohexanoic acid (PFHxA)	307-24-4	0.02	µg/L	2.80	2.85	1.8	0% - 20%
		EP231X: Perfluoroheptanoic acid (PFHpA)	375-85-9	0.02	µg/L	0.67	0.70	3.5	0% - 20%
		EP231X: Perfluorononanoic acid (PFNA)	375-95-1	0.02	µg/L	<0.02	<0.02	0.0	No Limit
		EP231X: Perfluorodecanoic acid (PFDA)	335-76-2	0.02	µg/L	<0.02	<0.02	0.0	No Limit
		EP231X: Perfluoroundecanoic acid (PFUnDA)	2058-94-8	0.02	µg/L	<0.02	<0.02	0.0	No Limit
		EP231X: Perfluorododecanoic acid (PFDoDA)	307-55-1	0.02	µg/L	<0.02	<0.02	0.0	No Limit
		EP231X: Perfluorotridecanoic acid (PFTrDA)	72629-94-8	0.02	µg/L	<0.02	<0.02	0.0	No Limit
		EP231X: Perfluorotetradecanoic acid (PFTeDA)	376-06-7	0.05	µg/L	<0.05	<0.05	0.0	No Limit
		EP231X: Perfluorobutanoic acid (PFBA)	375-22-4	0.1	µg/L	0.5	0.5	0.0	No Limit
ES2341217-049	0902_MW065_231123	EP231X: Perfluorooctanoic acid (PFOA)	335-67-1	0.01	µg/L	<0.01	<0.01	0.0	No Limit
		EP231X: Perfluoropentanoic acid (PFPeA)	2706-90-3	0.02	µg/L	<0.02	<0.02	0.0	No Limit
		EP231X: Perfluorohexanoic acid (PFHxA)	307-24-4	0.02	µg/L	<0.02	<0.02	0.0	No Limit
		EP231X: Perfluoroheptanoic acid (PFHpA)	375-85-9	0.02	µg/L	<0.02	<0.02	0.0	No Limit
		EP231X: Perfluorononanoic acid (PFNA)	375-95-1	0.02	µg/L	<0.02	<0.02	0.0	No Limit
		EP231X: Perfluorodecanoic acid (PFDA)	335-76-2	0.02	µg/L	<0.02	<0.02	0.0	No Limit
		EP231X: Perfluoroundecanoic acid (PFUnDA)	2058-94-8	0.02	µg/L	<0.02	<0.02	0.0	No Limit
		EP231X: Perfluorododecanoic acid (PFDoDA)	307-55-1	0.02	µg/L	<0.02	<0.02	0.0	No Limit
		EP231X: Perfluorotridecanoic acid (PFTrDA)	72629-94-8	0.02	µg/L	<0.02	<0.02	0.0	No Limit
		EP231X: Perfluorotetradecanoic acid (PFTeDA)	376-06-7	0.05	µg/L	<0.05	<0.05	0.0	No Limit
		EP231X: Perfluorobutanoic acid (PFBA)	375-22-4	0.1	µg/L	<0.1	<0.1	0.0	No Limit

Sub-Matrix: **WATER**

Laboratory sample ID	Sample ID	Method: Compound	CAS Number	Laboratory Duplicate (DUP) Report LOR	Unit	Original Result	Duplicate Result	RPD (%)	Acceptable RPD (%)
EP231B: Perfluoroalkyl Carboxylic Acids (QC Lot: 5459791)									
ES2341217-078	0902_MW143_231123	EP231X: Perfluorooctanoic acid (PFOA)	335-67-1	0.01	µg/L	<0.01	<0.01	0.0	No Limit
		EP231X: Perfluoropentanoic acid (PFPeA)	2706-90-3	0.02	µg/L	<0.02	<0.02	0.0	No Limit
		EP231X: Perfluorohexanoic acid (PFHxA)	307-24-4	0.02	µg/L	<0.02	<0.02	0.0	No Limit
		EP231X: Perfluoroheptanoic acid (PFHpA)	375-85-9	0.02	µg/L	<0.02	<0.02	0.0	No Limit
		EP231X: Perfluorononanoic acid (PFNA)	375-95-1	0.02	µg/L	<0.02	<0.02	0.0	No Limit
		EP231X: Perfluorodecanoic acid (PFDA)	335-76-2	0.02	µg/L	<0.02	<0.02	0.0	No Limit
		EP231X: Perfluoroundecanoic acid (PFUnDA)	2058-94-8	0.02	µg/L	<0.02	<0.02	0.0	No Limit
		EP231X: Perfluorododecanoic acid (PFDoDA)	307-55-1	0.02	µg/L	<0.02	<0.02	0.0	No Limit
		EP231X: Perfluorotridecanoic acid (PFTrDA)	72629-94-8	0.02	µg/L	<0.02	<0.02	0.0	No Limit
		EP231X: Perfluorotetradecanoic acid (PFTeDA)	376-06-7	0.05	µg/L	<0.05	<0.05	0.0	No Limit
		EP231X: Perfluorobutanoic acid (PFBA)	375-22-4	0.1	µg/L	<0.1	<0.1	0.0	No Limit
ES2341217-087	0902_QC111_231124	EP231X: Perfluorooctanoic acid (PFOA)	335-67-1	0.01	µg/L	<0.01	<0.01	0.0	No Limit
		EP231X: Perfluoropentanoic acid (PFPeA)	2706-90-3	0.02	µg/L	<0.02	<0.02	0.0	No Limit
		EP231X: Perfluorohexanoic acid (PFHxA)	307-24-4	0.02	µg/L	<0.02	<0.02	0.0	No Limit
		EP231X: Perfluoroheptanoic acid (PFHpA)	375-85-9	0.02	µg/L	<0.02	<0.02	0.0	No Limit
		EP231X: Perfluorononanoic acid (PFNA)	375-95-1	0.02	µg/L	<0.02	<0.02	0.0	No Limit
		EP231X: Perfluorodecanoic acid (PFDA)	335-76-2	0.02	µg/L	<0.02	<0.02	0.0	No Limit
		EP231X: Perfluoroundecanoic acid (PFUnDA)	2058-94-8	0.02	µg/L	<0.02	<0.02	0.0	No Limit
		EP231X: Perfluorododecanoic acid (PFDoDA)	307-55-1	0.02	µg/L	<0.02	<0.02	0.0	No Limit
		EP231X: Perfluorotridecanoic acid (PFTrDA)	72629-94-8	0.02	µg/L	<0.02	<0.02	0.0	No Limit
		EP231X: Perfluorotetradecanoic acid (PFTeDA)	376-06-7	0.05	µg/L	<0.05	<0.05	0.0	No Limit
		EP231X: Perfluorobutanoic acid (PFBA)	375-22-4	0.1	µg/L	<0.1	<0.1	0.0	No Limit
EP231B: Perfluoroalkyl Carboxylic Acids (QC Lot: 5465737)									
ES2341217-058	0902_MW074_231121	EP231X: Perfluorooctanoic acid (PFOA)	335-67-1	0.01	µg/L	1.60	1.70	5.9	0% - 20%
		EP231X: Perfluoropentanoic acid (PFPeA)	2706-90-3	0.02	µg/L	1.88	2.00	6.3	0% - 20%
		EP231X: Perfluorohexanoic acid (PFHxA)	307-24-4	0.02	µg/L	10.9	11.4	4.1	0% - 20%
		EP231X: Perfluoroheptanoic acid (PFHpA)	375-85-9	0.02	µg/L	1.02	1.06	4.4	0% - 20%
		EP231X: Perfluorononanoic acid (PFNA)	375-95-1	0.02	µg/L	<0.02	<0.02	0.0	No Limit
		EP231X: Perfluorodecanoic acid (PFDA)	335-76-2	0.02	µg/L	<0.02	<0.02	0.0	No Limit
		EP231X: Perfluoroundecanoic acid (PFUnDA)	2058-94-8	0.02	µg/L	<0.02	<0.02	0.0	No Limit
		EP231X: Perfluorododecanoic acid (PFDoDA)	307-55-1	0.02	µg/L	<0.02	<0.02	0.0	No Limit
		EP231X: Perfluorotridecanoic acid (PFTrDA)	72629-94-8	0.02	µg/L	<0.02	<0.02	0.0	No Limit
		EP231X: Perfluorotetradecanoic acid (PFTeDA)	376-06-7	0.05	µg/L	<0.05	<0.05	0.0	No Limit
		EP231X: Perfluorobutanoic acid (PFBA)	375-22-4	0.1	µg/L	5.2	5.6	6.1	0% - 20%
ES2341217-068	0902_MW106_231124	EP231X: Perfluorooctanoic acid (PFOA)	335-67-1	0.01	µg/L	0.03	0.02	0.0	No Limit
		EP231X: Perfluoropentanoic acid (PFPeA)	2706-90-3	0.02	µg/L	0.02	<0.02	0.0	No Limit
		EP231X: Perfluorohexanoic acid (PFHxA)	307-24-4	0.02	µg/L	0.10	0.08	19.3	No Limit
		EP231X: Perfluoroheptanoic acid (PFHpA)	375-85-9	0.02	µg/L	<0.02	<0.02	0.0	No Limit

Sub-Matrix: **WATER**

Laboratory sample ID	Sample ID	Method: Compound	CAS Number	Laboratory Duplicate (DUP) Report LOR	Unit	Original Result	Duplicate Result	RPD (%)	Acceptable RPD (%)
EP231B: Perfluoroalkyl Carboxylic Acids (QC Lot: 5465737) - continued									
ES2341217-068	0902_MW106_231124	EP231X: Perfluorononanoic acid (PFNA)	375-95-1	0.02	µg/L	<0.02	<0.02	0.0	No Limit
		EP231X: Perfluorodecanoic acid (PFDA)	335-76-2	0.02	µg/L	<0.02	<0.02	0.0	No Limit
		EP231X: Perfluoroundecanoic acid (PFUnDA)	2058-94-8	0.02	µg/L	<0.02	<0.02	0.0	No Limit
		EP231X: Perfluorododecanoic acid (PFDoDA)	307-55-1	0.02	µg/L	<0.02	<0.02	0.0	No Limit
		EP231X: Perfluorotridecanoic acid (PFTrDA)	72629-94-8	0.02	µg/L	<0.02	<0.02	0.0	No Limit
		EP231X: Perfluorotetradecanoic acid (PFTeDA)	376-06-7	0.05	µg/L	<0.05	<0.05	0.0	No Limit
		EP231X: Perfluorobutanoic acid (PFBA)	375-22-4	0.1	µg/L	<0.1	<0.1	0.0	No Limit
EP231C: Perfluoroalkyl Sulfonamides (QC Lot: 5457872)									
ES2341217-001	0902_MW001_231122	EP231X: Perfluorooctane sulfonamide (FOSA)	754-91-6	0.02	µg/L	<0.02	<0.02	0.0	No Limit
		EP231X: N-Methyl perfluorooctane sulfonamidoacetic acid (MeFOSAA)	2355-31-9	0.02	µg/L	<0.02	<0.02	0.0	No Limit
		EP231X: N-Ethyl perfluorooctane sulfonamidoacetic acid (EtFOSAA)	2991-50-6	0.02	µg/L	<0.02	<0.02	0.0	No Limit
		EP231X: N-Methyl perfluorooctane sulfonamide (MeFOSA)	31506-32-8	0.05	µg/L	<0.05	<0.05	0.0	No Limit
		EP231X: N-Ethyl perfluorooctane sulfonamide (EtFOSA)	4151-50-2	0.05	µg/L	<0.05	<0.05	0.0	No Limit
		EP231X: N-Methyl perfluorooctane sulfonamidoethanol (MeFOSE)	24448-09-7	0.05	µg/L	<0.05	<0.05	0.0	No Limit
		EP231X: N-Ethyl perfluorooctane sulfonamidoethanol (EtFOSE)	1691-99-2	0.05	µg/L	<0.05	<0.05	0.0	No Limit
ES2341217-011	0902_MW014_231122	EP231X: Perfluorooctane sulfonamide (FOSA)	754-91-6	0.02	µg/L	<0.02	<0.02	0.0	No Limit
		EP231X: N-Methyl perfluorooctane sulfonamidoacetic acid (MeFOSAA)	2355-31-9	0.02	µg/L	<0.02	<0.02	0.0	No Limit
		EP231X: N-Ethyl perfluorooctane sulfonamidoacetic acid (EtFOSAA)	2991-50-6	0.02	µg/L	<0.02	<0.02	0.0	No Limit
		EP231X: N-Methyl perfluorooctane sulfonamide (MeFOSA)	31506-32-8	0.05	µg/L	<0.05	<0.05	0.0	No Limit
		EP231X: N-Ethyl perfluorooctane sulfonamide (EtFOSA)	4151-50-2	0.05	µg/L	<0.05	<0.05	0.0	No Limit
		EP231X: N-Methyl perfluorooctane sulfonamidoethanol (MeFOSE)	24448-09-7	0.05	µg/L	<0.05	<0.05	0.0	No Limit
		EP231X: N-Ethyl perfluorooctane sulfonamidoethanol (EtFOSE)	1691-99-2	0.05	µg/L	<0.05	<0.05	0.0	No Limit
EP231C: Perfluoroalkyl Sulfonamides (QC Lot: 5457877)									
ES2341217-020	0902_MW025_231123	EP231X: Perfluorooctane sulfonamide (FOSA)	754-91-6	0.02	µg/L	<0.02	<0.02	0.0	No Limit
		EP231X: N-Methyl perfluorooctane sulfonamidoacetic acid (MeFOSAA)	2355-31-9	0.02	µg/L	<0.02	<0.02	0.0	No Limit
		EP231X: N-Ethyl perfluorooctane sulfonamidoacetic acid (EtFOSAA)	2991-50-6	0.02	µg/L	<0.02	<0.02	0.0	No Limit

Sub-Matrix: **WATER**

Laboratory sample ID	Sample ID	Method: Compound	CAS Number	Laboratory Duplicate (DUP) Report LOR	Unit	Original Result	Duplicate Result	RPD (%)	Acceptable RPD (%)
EP231C: Perfluoroalkyl Sulfonamides (QC Lot: 5457877) - continued									
ES2341217-020	0902_MW025_231123	EP231X: N-Methyl perfluorooctane sulfonamide (MeFOSA)	31506-32-8	0.05	µg/L	<0.05	<0.05	0.0	No Limit
		EP231X: N-Ethyl perfluorooctane sulfonamide (EtFOSA)	4151-50-2	0.05	µg/L	<0.05	<0.05	0.0	No Limit
		EP231X: N-Methyl perfluorooctane sulfonamidoethanol (MeFOSE)	24448-09-7	0.05	µg/L	<0.05	<0.05	0.0	No Limit
		EP231X: N-Ethyl perfluorooctane sulfonamidoethanol (EtFOSE)	1691-99-2	0.05	µg/L	<0.05	<0.05	0.0	No Limit
ES2341217-030	0902_MW042_231121	EP231X: Perfluorooctane sulfonamide (FOSA)	754-91-6	0.02	µg/L	<0.02	<0.02	0.0	No Limit
		EP231X: N-Methyl perfluorooctane sulfonamidoacetic acid (MeFOSAA)	2355-31-9	0.02	µg/L	<0.02	<0.02	0.0	No Limit
		EP231X: N-Ethyl perfluorooctane sulfonamidoacetic acid (EtFOSAA)	2991-50-6	0.02	µg/L	<0.02	<0.02	0.0	No Limit
		EP231X: N-Methyl perfluorooctane sulfonamide (MeFOSA)	31506-32-8	0.05	µg/L	<0.05	<0.05	0.0	No Limit
		EP231X: N-Ethyl perfluorooctane sulfonamide (EtFOSA)	4151-50-2	0.05	µg/L	<0.05	<0.05	0.0	No Limit
		EP231X: N-Methyl perfluorooctane sulfonamidoethanol (MeFOSE)	24448-09-7	0.05	µg/L	<0.05	<0.05	0.0	No Limit
		EP231X: N-Ethyl perfluorooctane sulfonamidoethanol (EtFOSE)	1691-99-2	0.05	µg/L	<0.05	<0.05	0.0	No Limit
EP231C: Perfluoroalkyl Sulfonamides (QC Lot: 5457879)									
ES2341217-039	0902_MW053_231120	EP231X: Perfluorooctane sulfonamide (FOSA)	754-91-6	0.02	µg/L	<0.02	<0.02	0.0	No Limit
		EP231X: N-Methyl perfluorooctane sulfonamidoacetic acid (MeFOSAA)	2355-31-9	0.02	µg/L	<0.02	<0.02	0.0	No Limit
		EP231X: N-Ethyl perfluorooctane sulfonamidoacetic acid (EtFOSAA)	2991-50-6	0.02	µg/L	<0.02	<0.02	0.0	No Limit
		EP231X: N-Methyl perfluorooctane sulfonamide (MeFOSA)	31506-32-8	0.05	µg/L	<0.05	<0.05	0.0	No Limit
		EP231X: N-Ethyl perfluorooctane sulfonamide (EtFOSA)	4151-50-2	0.05	µg/L	<0.05	<0.05	0.0	No Limit
		EP231X: N-Methyl perfluorooctane sulfonamidoethanol (MeFOSE)	24448-09-7	0.05	µg/L	<0.05	<0.05	0.0	No Limit
		EP231X: N-Ethyl perfluorooctane sulfonamidoethanol (EtFOSE)	1691-99-2	0.05	µg/L	<0.05	<0.05	0.0	No Limit
ES2341217-049	0902_MW065_231123	EP231X: Perfluorooctane sulfonamide (FOSA)	754-91-6	0.02	µg/L	<0.02	<0.02	0.0	No Limit
		EP231X: N-Methyl perfluorooctane sulfonamidoacetic acid (MeFOSAA)	2355-31-9	0.02	µg/L	<0.02	<0.02	0.0	No Limit
		EP231X: N-Ethyl perfluorooctane sulfonamidoacetic acid (EtFOSAA)	2991-50-6	0.02	µg/L	<0.02	<0.02	0.0	No Limit

Sub-Matrix: **WATER**

Laboratory sample ID	Sample ID	Method: Compound	CAS Number	Laboratory Duplicate (DUP) Report LOR	Unit	Original Result	Duplicate Result	RPD (%)	Acceptable RPD (%)
EP231C: Perfluoroalkyl Sulfonamides (QC Lot: 5457879) - continued									
ES2341217-049	0902_MW065_231123	EP231X: N-Methyl perfluorooctane sulfonamide (MeFOSA)	31506-32-8	0.05	µg/L	<0.05	<0.05	0.0	No Limit
		EP231X: N-Ethyl perfluorooctane sulfonamide (EtFOSA)	4151-50-2	0.05	µg/L	<0.05	<0.05	0.0	No Limit
		EP231X: N-Methyl perfluorooctane sulfonamidoethanol (MeFOSE)	24448-09-7	0.05	µg/L	<0.05	<0.05	0.0	No Limit
		EP231X: N-Ethyl perfluorooctane sulfonamidoethanol (EtFOSE)	1691-99-2	0.05	µg/L	<0.05	<0.05	0.0	No Limit
EP231C: Perfluoroalkyl Sulfonamides (QC Lot: 5459791)									
ES2341217-078	0902_MW143_231123	EP231X: Perfluorooctane sulfonamide (FOSA)	754-91-6	0.02	µg/L	<0.02	<0.02	0.0	No Limit
		EP231X: N-Methyl perfluorooctane sulfonamidoacetic acid (MeFOSAA)	2355-31-9	0.02	µg/L	<0.02	<0.02	0.0	No Limit
		EP231X: N-Ethyl perfluorooctane sulfonamidoacetic acid (EtFOSAA)	2991-50-6	0.02	µg/L	<0.02	<0.02	0.0	No Limit
		EP231X: N-Methyl perfluorooctane sulfonamide (MeFOSA)	31506-32-8	0.05	µg/L	<0.05	<0.05	0.0	No Limit
		EP231X: N-Ethyl perfluorooctane sulfonamide (EtFOSA)	4151-50-2	0.05	µg/L	<0.05	<0.05	0.0	No Limit
		EP231X: N-Methyl perfluorooctane sulfonamidoethanol (MeFOSE)	24448-09-7	0.05	µg/L	<0.05	<0.05	0.0	No Limit
		EP231X: N-Ethyl perfluorooctane sulfonamidoethanol (EtFOSE)	1691-99-2	0.05	µg/L	<0.05	<0.05	0.0	No Limit
ES2341217-087	0902_QC111_231124	EP231X: Perfluorooctane sulfonamide (FOSA)	754-91-6	0.02	µg/L	<0.02	<0.02	0.0	No Limit
		EP231X: N-Methyl perfluorooctane sulfonamidoacetic acid (MeFOSAA)	2355-31-9	0.02	µg/L	<0.02	<0.02	0.0	No Limit
		EP231X: N-Ethyl perfluorooctane sulfonamidoacetic acid (EtFOSAA)	2991-50-6	0.02	µg/L	<0.02	<0.02	0.0	No Limit
		EP231X: N-Methyl perfluorooctane sulfonamide (MeFOSA)	31506-32-8	0.05	µg/L	<0.05	<0.05	0.0	No Limit
		EP231X: N-Ethyl perfluorooctane sulfonamide (EtFOSA)	4151-50-2	0.05	µg/L	<0.05	<0.05	0.0	No Limit
		EP231X: N-Methyl perfluorooctane sulfonamidoethanol (MeFOSE)	24448-09-7	0.05	µg/L	<0.05	<0.05	0.0	No Limit
		EP231X: N-Ethyl perfluorooctane sulfonamidoethanol (EtFOSE)	1691-99-2	0.05	µg/L	<0.05	<0.05	0.0	No Limit
EP231C: Perfluoroalkyl Sulfonamides (QC Lot: 5465737)									
ES2341217-058	0902_MW074_231121	EP231X: Perfluorooctane sulfonamide (FOSA)	754-91-6	0.02	µg/L	<0.02	<0.02	0.0	No Limit
		EP231X: N-Methyl perfluorooctane sulfonamidoacetic acid (MeFOSAA)	2355-31-9	0.02	µg/L	<0.02	<0.02	0.0	No Limit
		EP231X: N-Ethyl perfluorooctane sulfonamidoacetic acid (EtFOSAA)	2991-50-6	0.02	µg/L	<0.02	<0.02	0.0	No Limit

Sub-Matrix: **WATER**

Laboratory sample ID	Sample ID	Method: Compound	CAS Number	Laboratory Duplicate (DUP) Report LOR	Unit	Original Result	Duplicate Result	RPD (%)	Acceptable RPD (%)
EP231C: Perfluoroalkyl Sulfonamides (QC Lot: 5465737) - continued									
ES2341217-058	0902_MW074_231121	EP231X: N-Methyl perfluorooctane sulfonamide (MeFOSA)	31506-32-8	0.05	µg/L	<0.05	<0.05	0.0	No Limit
		EP231X: N-Ethyl perfluorooctane sulfonamide (EtFOSA)	4151-50-2	0.05	µg/L	<0.05	<0.05	0.0	No Limit
		EP231X: N-Methyl perfluorooctane sulfonamidoethanol (MeFOSE)	24448-09-7	0.05	µg/L	<0.05	<0.05	0.0	No Limit
		EP231X: N-Ethyl perfluorooctane sulfonamidoethanol (EtFOSE)	1691-99-2	0.05	µg/L	<0.05	<0.05	0.0	No Limit
ES2341217-068	0902_MW106_231124	EP231X: Perfluorooctane sulfonamide (FOSA)	754-91-6	0.02	µg/L	<0.02	<0.02	0.0	No Limit
		EP231X: N-Methyl perfluorooctane sulfonamidoacetic acid (MeFOSAA)	2355-31-9	0.02	µg/L	<0.02	<0.02	0.0	No Limit
		EP231X: N-Ethyl perfluorooctane sulfonamidoacetic acid (EtFOSAA)	2991-50-6	0.02	µg/L	<0.02	<0.02	0.0	No Limit
		EP231X: N-Methyl perfluorooctane sulfonamide (MeFOSA)	31506-32-8	0.05	µg/L	<0.05	<0.05	0.0	No Limit
		EP231X: N-Ethyl perfluorooctane sulfonamide (EtFOSA)	4151-50-2	0.05	µg/L	<0.05	<0.05	0.0	No Limit
		EP231X: N-Methyl perfluorooctane sulfonamidoethanol (MeFOSE)	24448-09-7	0.05	µg/L	<0.05	<0.05	0.0	No Limit
		EP231X: N-Ethyl perfluorooctane sulfonamidoethanol (EtFOSE)	1691-99-2	0.05	µg/L	<0.05	<0.05	0.0	No Limit
EP231D: (n:2) Fluorotelomer Sulfonic Acids (QC Lot: 5457872)									
ES2341217-001	0902_MW001_231122	EP231X: 4:2 Fluorotelomer sulfonic acid (4:2 FTS)	757124-72-4	0.05	µg/L	<0.05	<0.05	0.0	No Limit
		EP231X: 6:2 Fluorotelomer sulfonic acid (6:2 FTS)	27619-97-2	0.05	µg/L	<0.05	<0.05	0.0	No Limit
		EP231X: 8:2 Fluorotelomer sulfonic acid (8:2 FTS)	39108-34-4	0.05	µg/L	<0.05	<0.05	0.0	No Limit
		EP231X: 10:2 Fluorotelomer sulfonic acid (10:2 FTS)	120226-60-0	0.05	µg/L	<0.05	<0.05	0.0	No Limit
ES2341217-011	0902_MW014_231122	EP231X: 4:2 Fluorotelomer sulfonic acid (4:2 FTS)	757124-72-4	0.05	µg/L	<0.05	<0.05	0.0	No Limit
		EP231X: 6:2 Fluorotelomer sulfonic acid (6:2 FTS)	27619-97-2	0.05	µg/L	<0.05	<0.05	0.0	No Limit
		EP231X: 8:2 Fluorotelomer sulfonic acid (8:2 FTS)	39108-34-4	0.05	µg/L	<0.05	<0.05	0.0	No Limit
		EP231X: 10:2 Fluorotelomer sulfonic acid (10:2 FTS)	120226-60-0	0.05	µg/L	<0.05	<0.05	0.0	No Limit
EP231D: (n:2) Fluorotelomer Sulfonic Acids (QC Lot: 5457877)									
ES2341217-020	0902_MW025_231123	EP231X: 4:2 Fluorotelomer sulfonic acid (4:2 FTS)	757124-72-4	0.05	µg/L	<0.05	<0.05	0.0	No Limit

Sub-Matrix: **WATER**

Laboratory sample ID	Sample ID	Method: Compound	CAS Number	Laboratory Duplicate (DUP) Report LOR	Unit	Original Result	Duplicate Result	RPD (%)	Acceptable RPD (%)
EP231D: (n:2) Fluorotelomer Sulfonic Acids (QC Lot: 5457877) - continued									
ES2341217-020	0902_MW025_231123	EP231X: 6:2 Fluorotelomer sulfonic acid (6:2 FTS)	27619-97-2	0.05	µg/L	<0.05	<0.05	0.0	No Limit
		EP231X: 8:2 Fluorotelomer sulfonic acid (8:2 FTS)	39108-34-4	0.05	µg/L	<0.05	<0.05	0.0	No Limit
		EP231X: 10:2 Fluorotelomer sulfonic acid (10:2 FTS)	120226-60-0	0.05	µg/L	<0.05	<0.05	0.0	No Limit
ES2341217-030	0902_MW042_231121	EP231X: 4:2 Fluorotelomer sulfonic acid (4:2 FTS)	757124-72-4	0.05	µg/L	<0.05	<0.05	0.0	No Limit
		EP231X: 6:2 Fluorotelomer sulfonic acid (6:2 FTS)	27619-97-2	0.05	µg/L	<0.05	<0.05	0.0	No Limit
		EP231X: 8:2 Fluorotelomer sulfonic acid (8:2 FTS)	39108-34-4	0.05	µg/L	<0.05	<0.05	0.0	No Limit
		EP231X: 10:2 Fluorotelomer sulfonic acid (10:2 FTS)	120226-60-0	0.05	µg/L	<0.05	<0.05	0.0	No Limit
EP231D: (n:2) Fluorotelomer Sulfonic Acids (QC Lot: 5457879)									
ES2341217-039	0902_MW053_231120	EP231X: 4:2 Fluorotelomer sulfonic acid (4:2 FTS)	757124-72-4	0.05	µg/L	<0.05	<0.05	0.0	No Limit
		EP231X: 6:2 Fluorotelomer sulfonic acid (6:2 FTS)	27619-97-2	0.05	µg/L	<0.05	<0.05	0.0	No Limit
		EP231X: 8:2 Fluorotelomer sulfonic acid (8:2 FTS)	39108-34-4	0.05	µg/L	<0.05	<0.05	0.0	No Limit
		EP231X: 10:2 Fluorotelomer sulfonic acid (10:2 FTS)	120226-60-0	0.05	µg/L	<0.05	<0.05	0.0	No Limit
ES2341217-049	0902_MW065_231123	EP231X: 4:2 Fluorotelomer sulfonic acid (4:2 FTS)	757124-72-4	0.05	µg/L	<0.05	<0.05	0.0	No Limit
		EP231X: 6:2 Fluorotelomer sulfonic acid (6:2 FTS)	27619-97-2	0.05	µg/L	<0.05	<0.05	0.0	No Limit
		EP231X: 8:2 Fluorotelomer sulfonic acid (8:2 FTS)	39108-34-4	0.05	µg/L	<0.05	<0.05	0.0	No Limit
		EP231X: 10:2 Fluorotelomer sulfonic acid (10:2 FTS)	120226-60-0	0.05	µg/L	<0.05	<0.05	0.0	No Limit
EP231D: (n:2) Fluorotelomer Sulfonic Acids (QC Lot: 5459791)									
ES2341217-078	0902_MW143_231123	EP231X: 4:2 Fluorotelomer sulfonic acid (4:2 FTS)	757124-72-4	0.05	µg/L	<0.05	<0.05	0.0	No Limit
		EP231X: 6:2 Fluorotelomer sulfonic acid (6:2 FTS)	27619-97-2	0.05	µg/L	<0.05	<0.05	0.0	No Limit
		EP231X: 8:2 Fluorotelomer sulfonic acid (8:2 FTS)	39108-34-4	0.05	µg/L	<0.05	<0.05	0.0	No Limit
		EP231X: 10:2 Fluorotelomer sulfonic acid (10:2 FTS)	120226-60-0	0.05	µg/L	<0.05	<0.05	0.0	No Limit

Sub-Matrix: **WATER**

Laboratory sample ID	Sample ID	Method: Compound	CAS Number	Laboratory Duplicate (DUP) Report LOR	Unit	Original Result	Duplicate Result	RPD (%)	Acceptable RPD (%)
EP231D: (n:2) Fluorotelomer Sulfonic Acids (QC Lot: 5459791) - continued									
ES2341217-087	0902_QC111_231124	EP231X: 4:2 Fluorotelomer sulfonic acid (4:2 FTS)	757124-72-4	0.05	µg/L	<0.05	<0.05	0.0	No Limit
		EP231X: 6:2 Fluorotelomer sulfonic acid (6:2 FTS)	27619-97-2	0.05	µg/L	<0.05	<0.05	0.0	No Limit
		EP231X: 8:2 Fluorotelomer sulfonic acid (8:2 FTS)	39108-34-4	0.05	µg/L	<0.05	<0.05	0.0	No Limit
		EP231X: 10:2 Fluorotelomer sulfonic acid (10:2 FTS)	120226-60-0	0.05	µg/L	<0.05	<0.05	0.0	No Limit
EP231D: (n:2) Fluorotelomer Sulfonic Acids (QC Lot: 5465737)									
ES2341217-058	0902_MW074_231121	EP231X: 4:2 Fluorotelomer sulfonic acid (4:2 FTS)	757124-72-4	0.05	µg/L	<0.05	<0.05	0.0	No Limit
		EP231X: 6:2 Fluorotelomer sulfonic acid (6:2 FTS)	27619-97-2	0.05	µg/L	<0.05	<0.05	0.0	No Limit
		EP231X: 8:2 Fluorotelomer sulfonic acid (8:2 FTS)	39108-34-4	0.05	µg/L	<0.05	<0.05	0.0	No Limit
		EP231X: 10:2 Fluorotelomer sulfonic acid (10:2 FTS)	120226-60-0	0.05	µg/L	<0.05	<0.05	0.0	No Limit
ES2341217-068	0902_MW106_231124	EP231X: 4:2 Fluorotelomer sulfonic acid (4:2 FTS)	757124-72-4	0.05	µg/L	<0.05	<0.05	0.0	No Limit
		EP231X: 6:2 Fluorotelomer sulfonic acid (6:2 FTS)	27619-97-2	0.05	µg/L	<0.05	<0.05	0.0	No Limit
		EP231X: 8:2 Fluorotelomer sulfonic acid (8:2 FTS)	39108-34-4	0.05	µg/L	<0.05	<0.05	0.0	No Limit
		EP231X: 10:2 Fluorotelomer sulfonic acid (10:2 FTS)	120226-60-0	0.05	µg/L	<0.05	<0.05	0.0	No Limit
EP231P: PFAS Sums (QC Lot: 5457872)									
ES2341217-001	0902_MW001_231122	EP231X: Sum of PFAS	----	0.01	µg/L	0.14	0.11	24.0	0% - 50%
ES2341217-011	0902_MW014_231122	EP231X: Sum of PFAS	----	0.01	µg/L	2.56	2.62	2.3	0% - 20%
EP231P: PFAS Sums (QC Lot: 5457877)									
ES2341217-020	0902_MW025_231123	EP231X: Sum of PFAS	----	0.01	µg/L	0.20	0.21	4.9	0% - 20%
ES2341217-030	0902_MW042_231121	EP231X: Sum of PFAS	----	0.01	µg/L	<0.01	0.03	100	No Limit
EP231P: PFAS Sums (QC Lot: 5457879)									
ES2341217-039	0902_MW053_231120	EP231X: Sum of PFAS	----	0.01	µg/L	27.7	30.6	9.7	0% - 20%
ES2341217-049	0902_MW065_231123	EP231X: Sum of PFAS	----	0.01	µg/L	0.33	0.36	8.7	0% - 20%
EP231P: PFAS Sums (QC Lot: 5459791)									
ES2341217-078	0902_MW143_231123	EP231X: Sum of PFAS	----	0.01	µg/L	0.27	0.28	3.6	0% - 20%
ES2341217-087	0902_QC111_231124	EP231X: Sum of PFAS	----	0.01	µg/L	0.05	0.06	18.2	No Limit
EP231P: PFAS Sums (QC Lot: 5465737)									
ES2341217-058	0902_MW074_231121	EP231X: Sum of PFAS	----	0.01	µg/L	104	112	8.1	0% - 20%

Sub-Matrix: **WATER**

				Laboratory Duplicate (DUP) Report					
Laboratory sample ID	*Sample ID*	*Method: Compound*	*CAS Number*	*LOR*	*Unit*	*Original Result*	*Duplicate Result*	*RPD (%)*	*Acceptable RPD (%)*
EP231P: PFAS Sums (QC Lot: 5465737) - continued									
ES2341217-068	0902_MW106_231124	EP231X: Sum of PFAS	----	0.01	µg/L	2.40	2.19	9.2	0% - 20%

Method Blank (MB) and Laboratory Control Sample (LCS) Report

The quality control term Method / Laboratory Blank refers to an analyte free matrix to which all reagents are added in the same volumes or proportions as used in standard sample preparation. The purpose of this QC parameter is to monitor potential laboratory contamination. The quality control term Laboratory Control Sample (LCS) refers to a certified reference material, or a known interference free matrix spiked with target analytes. The purpose of this QC parameter is to monitor method precision and accuracy independent of sample matrix. Dynamic Recovery Limits are based on statistical evaluation of processed LCS.

Sub-Matrix: **WATER**

				Method Blank (MB) Report	Laboratory Control Spike (LCS) Report			
					Spike	Spike Recovery (%)	Acceptable Limits (%)	
Method: Compound	CAS Number	LOR	Unit	Result	Concentration	LCS	Low	High
EP231A: Perfluoroalkyl Sulfonic Acids (QCLot: 5457872)								
EP231X: Perfluorobutane sulfonic acid (PFBS)	375-73-5	0.02	µg/L	<0.02	0.25 µg/L	85.2	72.0	130
EP231X: Perfluoropentane sulfonic acid (PFPeS)	2706-91-4	0.02	µg/L	<0.02	0.25 µg/L	100	71.0	127
EP231X: Perfluorohexane sulfonic acid (PFHxS)	355-46-4	0.01	µg/L	<0.01	0.25 µg/L	87.4	68.0	131
EP231X: Perfluoroheptane sulfonic acid (PFHpS)	375-92-8	0.02	µg/L	<0.02	0.25 µg/L	107	69.0	134
EP231X: Perfluorooctane sulfonic acid (PFOS)	1763-23-1	0.01	µg/L	<0.01	0.25 µg/L	97.9	65.0	140
EP231X: Perfluorodecane sulfonic acid (PFDS)	335-77-3	0.02	µg/L	<0.02	0.25 µg/L	77.3	53.0	142
EP231A: Perfluoroalkyl Sulfonic Acids (QCLot: 5457877)								
EP231X: Perfluorobutane sulfonic acid (PFBS)	375-73-5	0.02	µg/L	<0.02	0.25 µg/L	80.2	72.0	130
EP231X: Perfluoropentane sulfonic acid (PFPeS)	2706-91-4	0.02	µg/L	<0.02	0.25 µg/L	96.3	71.0	127
EP231X: Perfluorohexane sulfonic acid (PFHxS)	355-46-4	0.01	µg/L	<0.01	0.25 µg/L	79.3	68.0	131
EP231X: Perfluoroheptane sulfonic acid (PFHpS)	375-92-8	0.02	µg/L	<0.02	0.25 µg/L	89.7	69.0	134
EP231X: Perfluorooctane sulfonic acid (PFOS)	1763-23-1	0.01	µg/L	<0.01	0.25 µg/L	82.3	65.0	140
EP231X: Perfluorodecane sulfonic acid (PFDS)	335-77-3	0.02	µg/L	<0.02	0.25 µg/L	85.8	53.0	142
EP231A: Perfluoroalkyl Sulfonic Acids (QCLot: 5457879)								
EP231X: Perfluorobutane sulfonic acid (PFBS)	375-73-5	0.02	µg/L	<0.02	0.25 µg/L	81.8	72.0	130
EP231X: Perfluoropentane sulfonic acid (PFPeS)	2706-91-4	0.02	µg/L	<0.02	0.25 µg/L	83.8	71.0	127
EP231X: Perfluorohexane sulfonic acid (PFHxS)	355-46-4	0.01	µg/L	<0.01	0.25 µg/L	80.2	68.0	131
EP231X: Perfluoroheptane sulfonic acid (PFHpS)	375-92-8	0.02	µg/L	<0.02	0.25 µg/L	92.3	69.0	134
EP231X: Perfluorooctane sulfonic acid (PFOS)	1763-23-1	0.01	µg/L	<0.01	0.25 µg/L	91.3	65.0	140
EP231X: Perfluorodecane sulfonic acid (PFDS)	335-77-3	0.02	µg/L	<0.02	0.25 µg/L	83.0	53.0	142
EP231A: Perfluoroalkyl Sulfonic Acids (QCLot: 5459791)								
EP231X: Perfluorobutane sulfonic acid (PFBS)	375-73-5	0.02	µg/L	<0.02	0.25 µg/L	81.6	72.0	130
EP231X: Perfluoropentane sulfonic acid (PFPeS)	2706-91-4	0.02	µg/L	<0.02	0.25 µg/L	84.7	71.0	127
EP231X: Perfluorohexane sulfonic acid (PFHxS)	355-46-4	0.01	µg/L	<0.01	0.25 µg/L	88.4	68.0	131
EP231X: Perfluoroheptane sulfonic acid (PFHpS)	375-92-8	0.02	µg/L	<0.02	0.25 µg/L	93.1	69.0	134
EP231X: Perfluorooctane sulfonic acid (PFOS)	1763-23-1	0.01	µg/L	<0.01	0.25 µg/L	91.5	65.0	140
EP231X: Perfluorodecane sulfonic acid (PFDS)	335-77-3	0.02	µg/L	<0.02	0.25 µg/L	76.8	53.0	142
EP231A: Perfluoroalkyl Sulfonic Acids (QCLot: 5465737)								
EP231X: Perfluorobutane sulfonic acid (PFBS)	375-73-5	0.02	µg/L	<0.02	0.25 µg/L	88.2	72.0	130
EP231X: Perfluoropentane sulfonic acid (PFPeS)	2706-91-4	0.02	µg/L	<0.02	0.25 µg/L	104	71.0	127

Sub-Matrix: **WATER**

Method: Compound	CAS Number	LOR	Unit	Method Blank (MB) Report: Result	Laboratory Control Spike (LCS) Report: Spike Concentration	Spike Recovery (%): LCS	Acceptable Limits (%): Low	Acceptable Limits (%): High
EP231A: Perfluoroalkyl Sulfonic Acids (QCLot: 5465737) - continued								
EP231X: Perfluorohexane sulfonic acid (PFHxS)	355-46-4	0.01	µg/L	<0.01	0.25 µg/L	98.3	68.0	131
EP231X: Perfluoroheptane sulfonic acid (PFHpS)	375-92-8	0.02	µg/L	<0.02	0.25 µg/L	101	69.0	134
EP231X: Perfluorooctane sulfonic acid (PFOS)	1763-23-1	0.01	µg/L	<0.01	0.25 µg/L	96.4	65.0	140
EP231X: Perfluorodecane sulfonic acid (PFDS)	335-77-3	0.02	µg/L	<0.02	0.25 µg/L	93.9	53.0	142
EP231B: Perfluoroalkyl Carboxylic Acids (QCLot: 5457872)								
EP231X: Perfluorobutanoic acid (PFBA)	375-22-4	0.1	µg/L	<0.1	1.25 µg/L	88.6	73.0	129
EP231X: Perfluoropentanoic acid (PFPeA)	2706-90-3	0.02	µg/L	<0.02	0.25 µg/L	94.0	72.0	129
EP231X: Perfluorohexanoic acid (PFHxA)	307-24-4	0.02	µg/L	<0.02	0.25 µg/L	95.0	72.0	129
EP231X: Perfluoroheptanoic acid (PFHpA)	375-85-9	0.02	µg/L	<0.02	0.25 µg/L	102	72.0	130
EP231X: Perfluorooctanoic acid (PFOA)	335-67-1	0.01	µg/L	<0.01	0.25 µg/L	101	71.0	133
EP231X: Perfluorononanoic acid (PFNA)	375-95-1	0.02	µg/L	<0.02	0.25 µg/L	93.5	69.0	130
EP231X: Perfluorodecanoic acid (PFDA)	335-76-2	0.02	µg/L	<0.02	0.25 µg/L	87.1	71.0	129
EP231X: Perfluoroundecanoic acid (PFUnDA)	2058-94-8	0.02	µg/L	<0.02	0.25 µg/L	87.5	69.0	133
EP231X: Perfluorododecanoic acid (PFDoDA)	307-55-1	0.02	µg/L	<0.02	0.25 µg/L	88.1	72.0	134
EP231X: Perfluorotridecanoic acid (PFTrDA)	72629-94-8	0.02	µg/L	<0.02	0.25 µg/L	97.7	65.0	144
EP231X: Perfluorotetradecanoic acid (PFTeDA)	376-06-7	0.05	µg/L	<0.05	0.625 µg/L	91.8	71.0	132
EP231B: Perfluoroalkyl Carboxylic Acids (QCLot: 5457877)								
EP231X: Perfluorobutanoic acid (PFBA)	375-22-4	0.1	µg/L	<0.1	1.25 µg/L	82.9	73.0	129
EP231X: Perfluoropentanoic acid (PFPeA)	2706-90-3	0.02	µg/L	<0.02	0.25 µg/L	91.7	72.0	129
EP231X: Perfluorohexanoic acid (PFHxA)	307-24-4	0.02	µg/L	<0.02	0.25 µg/L	88.1	72.0	129
EP231X: Perfluoroheptanoic acid (PFHpA)	375-85-9	0.02	µg/L	<0.02	0.25 µg/L	86.2	72.0	130
EP231X: Perfluorooctanoic acid (PFOA)	335-67-1	0.01	µg/L	<0.01	0.25 µg/L	94.0	71.0	133
EP231X: Perfluorononanoic acid (PFNA)	375-95-1	0.02	µg/L	<0.02	0.25 µg/L	87.9	69.0	130
EP231X: Perfluorodecanoic acid (PFDA)	335-76-2	0.02	µg/L	<0.02	0.25 µg/L	82.9	71.0	129
EP231X: Perfluoroundecanoic acid (PFUnDA)	2058-94-8	0.02	µg/L	<0.02	0.25 µg/L	86.3	69.0	133
EP231X: Perfluorododecanoic acid (PFDoDA)	307-55-1	0.02	µg/L	<0.02	0.25 µg/L	94.8	72.0	134
EP231X: Perfluorotridecanoic acid (PFTrDA)	72629-94-8	0.02	µg/L	<0.02	0.25 µg/L	84.4	65.0	144
EP231X: Perfluorotetradecanoic acid (PFTeDA)	376-06-7	0.05	µg/L	<0.05	0.625 µg/L	83.6	71.0	132
EP231B: Perfluoroalkyl Carboxylic Acids (QCLot: 5457879)								
EP231X: Perfluorobutanoic acid (PFBA)	375-22-4	0.1	µg/L	<0.1	1.25 µg/L	81.2	73.0	129
EP231X: Perfluoropentanoic acid (PFPeA)	2706-90-3	0.02	µg/L	<0.02	0.25 µg/L	83.8	72.0	129
EP231X: Perfluorohexanoic acid (PFHxA)	307-24-4	0.02	µg/L	<0.02	0.25 µg/L	89.4	72.0	129
EP231X: Perfluoroheptanoic acid (PFHpA)	375-85-9	0.02	µg/L	<0.02	0.25 µg/L	91.6	72.0	130
EP231X: Perfluorooctanoic acid (PFOA)	335-67-1	0.01	µg/L	<0.01	0.25 µg/L	95.4	71.0	133

Sub-Matrix: **WATER**

Method: Compound	CAS Number	LOR	Unit	Method Blank (MB) Report: Result	Laboratory Control Spike (LCS) Report: Spike Concentration	Spike Recovery (%): LCS	Acceptable Limits (%): Low	Acceptable Limits (%): High
EP231B: Perfluoroalkyl Carboxylic Acids (QCLot: 5457879) - continued								
EP231X: Perfluorononanoic acid (PFNA)	375-95-1	0.02	µg/L	<0.02	0.25 µg/L	83.1	69.0	130
EP231X: Perfluorodecanoic acid (PFDA)	335-76-2	0.02	µg/L	<0.02	0.25 µg/L	77.4	71.0	129
EP231X: Perfluoroundecanoic acid (PFUnDA)	2058-94-8	0.02	µg/L	<0.02	0.25 µg/L	84.1	69.0	133
EP231X: Perfluorododecanoic acid (PFDoDA)	307-55-1	0.02	µg/L	<0.02	0.25 µg/L	82.7	72.0	134
EP231X: Perfluorotridecanoic acid (PFTrDA)	72629-94-8	0.02	µg/L	<0.02	0.25 µg/L	84.2	65.0	144
EP231X: Perfluorotetradecanoic acid (PFTeDA)	376-06-7	0.05	µg/L	<0.05	0.625 µg/L	88.0	71.0	132
EP231B: Perfluoroalkyl Carboxylic Acids (QCLot: 5459791)								
EP231X: Perfluorobutanoic acid (PFBA)	375-22-4	0.1	µg/L	<0.1	1.25 µg/L	80.8	73.0	129
EP231X: Perfluoropentanoic acid (PFPeA)	2706-90-3	0.02	µg/L	<0.02	0.25 µg/L	89.8	72.0	129
EP231X: Perfluorohexanoic acid (PFHxA)	307-24-4	0.02	µg/L	<0.02	0.25 µg/L	90.2	72.0	129
EP231X: Perfluoroheptanoic acid (PFHpA)	375-85-9	0.02	µg/L	<0.02	0.25 µg/L	88.1	72.0	130
EP231X: Perfluorooctanoic acid (PFOA)	335-67-1	0.01	µg/L	<0.01	0.25 µg/L	93.3	71.0	133
EP231X: Perfluorononanoic acid (PFNA)	375-95-1	0.02	µg/L	<0.02	0.25 µg/L	88.6	69.0	130
EP231X: Perfluorodecanoic acid (PFDA)	335-76-2	0.02	µg/L	<0.02	0.25 µg/L	87.4	71.0	129
EP231X: Perfluoroundecanoic acid (PFUnDA)	2058-94-8	0.02	µg/L	<0.02	0.25 µg/L	88.4	69.0	133
EP231X: Perfluorododecanoic acid (PFDoDA)	307-55-1	0.02	µg/L	<0.02	0.25 µg/L	89.0	72.0	134
EP231X: Perfluorotridecanoic acid (PFTrDA)	72629-94-8	0.02	µg/L	<0.02	0.25 µg/L	88.9	65.0	144
EP231X: Perfluorotetradecanoic acid (PFTeDA)	376-06-7	0.05	µg/L	<0.05	0.625 µg/L	84.1	71.0	132
EP231B: Perfluoroalkyl Carboxylic Acids (QCLot: 5465737)								
EP231X: Perfluorobutanoic acid (PFBA)	375-22-4	0.1	µg/L	<0.1	1.25 µg/L	87.4	73.0	129
EP231X: Perfluoropentanoic acid (PFPeA)	2706-90-3	0.02	µg/L	<0.02	0.25 µg/L	104	72.0	129
EP231X: Perfluorohexanoic acid (PFHxA)	307-24-4	0.02	µg/L	<0.02	0.25 µg/L	104	72.0	129
EP231X: Perfluoroheptanoic acid (PFHpA)	375-85-9	0.02	µg/L	<0.02	0.25 µg/L	101	72.0	130
EP231X: Perfluorooctanoic acid (PFOA)	335-67-1	0.01	µg/L	<0.01	0.25 µg/L	105	71.0	133
EP231X: Perfluorononanoic acid (PFNA)	375-95-1	0.02	µg/L	<0.02	0.25 µg/L	100	69.0	130
EP231X: Perfluorodecanoic acid (PFDA)	335-76-2	0.02	µg/L	<0.02	0.25 µg/L	93.6	71.0	129
EP231X: Perfluoroundecanoic acid (PFUnDA)	2058-94-8	0.02	µg/L	<0.02	0.25 µg/L	104	69.0	133
EP231X: Perfluorododecanoic acid (PFDoDA)	307-55-1	0.02	µg/L	<0.02	0.25 µg/L	103	72.0	134
EP231X: Perfluorotridecanoic acid (PFTrDA)	72629-94-8	0.02	µg/L	<0.02	0.25 µg/L	101	65.0	144
EP231X: Perfluorotetradecanoic acid (PFTeDA)	376-06-7	0.05	µg/L	<0.05	0.625 µg/L	106	71.0	132
EP231C: Perfluoroalkyl Sulfonamides (QCLot: 5457872)								
EP231X: Perfluorooctane sulfonamide (FOSA)	754-91-6	0.02	µg/L	<0.02	0.25 µg/L	91.6	67.0	137
EP231X: N-Methyl perfluorooctane sulfonamide (MeFOSA)	31506-32-8	0.05	µg/L	<0.05	0.625 µg/L	90.4	68.0	141
EP231X: N-Ethyl perfluorooctane sulfonamide (EtFOSA)	4151-50-2	0.05	µg/L	<0.05	0.625 µg/L	80.3	62.6	147

Sub-Matrix: **WATER**

Method: Compound	CAS Number	LOR	Unit	Method Blank (MB) Report: Result	Laboratory Control Spike (LCS) Report: Spike Concentration	Spike Recovery (%): LCS	Acceptable Limits (%): Low	Acceptable Limits (%): High
EP231C: Perfluoroalkyl Sulfonamides (QCLot: 5457872) - continued								
EP231X: N-Methyl perfluorooctane sulfonamidoethanol (MeFOSE)	24448-09-7	0.05	µg/L	<0.05	0.625 µg/L	95.3	66.0	145
EP231X: N-Ethyl perfluorooctane sulfonamidoethanol (EtFOSE)	1691-99-2	0.05	µg/L	<0.05	0.625 µg/L	100	57.6	145
EP231X: N-Methyl perfluorooctane sulfonamidoacetic acid (MeFOSAA)	2355-31-9	0.02	µg/L	<0.02	0.25 µg/L	106	65.0	136
EP231X: N-Ethyl perfluorooctane sulfonamidoacetic acid (EtFOSAA)	2991-50-6	0.02	µg/L	<0.02	0.25 µg/L	90.7	61.0	135
EP231C: Perfluoroalkyl Sulfonamides (QCLot: 5457877)								
EP231X: Perfluorooctane sulfonamide (FOSA)	754-91-6	0.02	µg/L	<0.02	0.25 µg/L	78.9	67.0	137
EP231X: N-Methyl perfluorooctane sulfonamide (MeFOSA)	31506-32-8	0.05	µg/L	<0.05	0.625 µg/L	100	68.0	141
EP231X: N-Ethyl perfluorooctane sulfonamide (EtFOSA)	4151-50-2	0.05	µg/L	<0.05	0.625 µg/L	87.6	62.6	147
EP231X: N-Methyl perfluorooctane sulfonamidoethanol (MeFOSE)	24448-09-7	0.05	µg/L	<0.05	0.625 µg/L	80.4	66.0	145
EP231X: N-Ethyl perfluorooctane sulfonamidoethanol (EtFOSE)	1691-99-2	0.05	µg/L	<0.05	0.625 µg/L	88.9	57.6	145
EP231X: N-Methyl perfluorooctane sulfonamidoacetic acid (MeFOSAA)	2355-31-9	0.02	µg/L	<0.02	0.25 µg/L	77.5	65.0	136
EP231X: N-Ethyl perfluorooctane sulfonamidoacetic acid (EtFOSAA)	2991-50-6	0.02	µg/L	<0.02	0.25 µg/L	85.9	61.0	135
EP231C: Perfluoroalkyl Sulfonamides (QCLot: 5457879)								
EP231X: Perfluorooctane sulfonamide (FOSA)	754-91-6	0.02	µg/L	<0.02	0.25 µg/L	82.5	67.0	137
EP231X: N-Methyl perfluorooctane sulfonamide (MeFOSA)	31506-32-8	0.05	µg/L	<0.05	0.625 µg/L	95.1	68.0	141
EP231X: N-Ethyl perfluorooctane sulfonamide (EtFOSA)	4151-50-2	0.05	µg/L	<0.05	0.625 µg/L	82.0	62.6	147
EP231X: N-Methyl perfluorooctane sulfonamidoethanol (MeFOSE)	24448-09-7	0.05	µg/L	<0.05	0.625 µg/L	88.4	66.0	145
EP231X: N-Ethyl perfluorooctane sulfonamidoethanol (EtFOSE)	1691-99-2	0.05	µg/L	<0.05	0.625 µg/L	92.7	57.6	145
EP231X: N-Methyl perfluorooctane sulfonamidoacetic acid (MeFOSAA)	2355-31-9	0.02	µg/L	<0.02	0.25 µg/L	95.5	65.0	136
EP231X: N-Ethyl perfluorooctane sulfonamidoacetic acid (EtFOSAA)	2991-50-6	0.02	µg/L	<0.02	0.25 µg/L	77.9	61.0	135
EP231C: Perfluoroalkyl Sulfonamides (QCLot: 5459791)								
EP231X: Perfluorooctane sulfonamide (FOSA)	754-91-6	0.02	µg/L	<0.02	0.25 µg/L	87.6	67.0	137
EP231X: N-Methyl perfluorooctane sulfonamide (MeFOSA)	31506-32-8	0.05	µg/L	<0.05	0.625 µg/L	92.2	68.0	141
EP231X: N-Ethyl perfluorooctane sulfonamide (EtFOSA)	4151-50-2	0.05	µg/L	<0.05	0.625 µg/L	85.2	62.6	147
EP231X: N-Methyl perfluorooctane sulfonamidoethanol (MeFOSE)	24448-09-7	0.05	µg/L	<0.05	0.625 µg/L	78.6	66.0	145

Sub-Matrix: **WATER**

Method: Compound	CAS Number	LOR	Unit	Method Blank (MB) Report: Result	Laboratory Control Spike (LCS) Report: Spike Concentration	Spike Recovery (%): LCS	Acceptable Limits (%): Low	Acceptable Limits (%): High
EP231C: Perfluoroalkyl Sulfonamides (QCLot: 5459791) - continued								
EP231X: N-Ethyl perfluorooctane sulfonamidoethanol (EtFOSE)	1691-99-2	0.05	µg/L	<0.05	0.625 µg/L	81.2	57.6	145
EP231X: N-Methyl perfluorooctane sulfonamidoacetic acid (MeFOSAA)	2355-31-9	0.02	µg/L	<0.02	0.25 µg/L	88.1	65.0	136
EP231X: N-Ethyl perfluorooctane sulfonamidoacetic acid (EtFOSAA)	2991-50-6	0.02	µg/L	<0.02	0.25 µg/L	95.2	61.0	135
EP231C: Perfluoroalkyl Sulfonamides (QCLot: 5465737)								
EP231X: Perfluorooctane sulfonamide (FOSA)	754-91-6	0.02	µg/L	<0.02	0.25 µg/L	98.7	67.0	137
EP231X: N-Methyl perfluorooctane sulfonamide (MeFOSA)	31506-32-8	0.05	µg/L	<0.05	0.625 µg/L	113	68.0	141
EP231X: N-Ethyl perfluorooctane sulfonamide (EtFOSA)	4151-50-2	0.05	µg/L	<0.05	0.625 µg/L	91.1	62.6	147
EP231X: N-Methyl perfluorooctane sulfonamidoethanol (MeFOSE)	24448-09-7	0.05	µg/L	<0.05	0.625 µg/L	88.7	66.0	145
EP231X: N-Ethyl perfluorooctane sulfonamidoethanol (EtFOSE)	1691-99-2	0.05	µg/L	<0.05	0.625 µg/L	107	57.6	145
EP231X: N-Methyl perfluorooctane sulfonamidoacetic acid (MeFOSAA)	2355-31-9	0.02	µg/L	<0.02	0.25 µg/L	108	65.0	136
EP231X: N-Ethyl perfluorooctane sulfonamidoacetic acid (EtFOSAA)	2991-50-6	0.02	µg/L	<0.02	0.25 µg/L	102	61.0	135
EP231D: (n:2) Fluorotelomer Sulfonic Acids (QCLot: 5457872)								
EP231X: 4:2 Fluorotelomer sulfonic acid (4:2 FTS)	757124-72-4	0.05	µg/L	<0.05	0.25 µg/L	85.2	63.0	143
EP231X: 6:2 Fluorotelomer sulfonic acid (6:2 FTS)	27619-97-2	0.05	µg/L	<0.05	0.25 µg/L	120	64.0	140
EP231X: 8:2 Fluorotelomer sulfonic acid (8:2 FTS)	39108-34-4	0.05	µg/L	<0.05	0.25 µg/L	106	67.0	138
EP231X: 10:2 Fluorotelomer sulfonic acid (10:2 FTS)	120226-60-0	0.05	µg/L	<0.05	0.25 µg/L	81.7	71.4	144
EP231D: (n:2) Fluorotelomer Sulfonic Acids (QCLot: 5457877)								
EP231X: 4:2 Fluorotelomer sulfonic acid (4:2 FTS)	757124-72-4	0.05	µg/L	<0.05	0.25 µg/L	104	63.0	143
EP231X: 6:2 Fluorotelomer sulfonic acid (6:2 FTS)	27619-97-2	0.05	µg/L	<0.05	0.25 µg/L	86.7	64.0	140
EP231X: 8:2 Fluorotelomer sulfonic acid (8:2 FTS)	39108-34-4	0.05	µg/L	<0.05	0.25 µg/L	78.7	67.0	138
EP231X: 10:2 Fluorotelomer sulfonic acid (10:2 FTS)	120226-60-0	0.05	µg/L	<0.05	0.25 µg/L	78.7	71.4	144
EP231D: (n:2) Fluorotelomer Sulfonic Acids (QCLot: 5457879)								
EP231X: 4:2 Fluorotelomer sulfonic acid (4:2 FTS)	757124-72-4	0.05	µg/L	<0.05	0.25 µg/L	81.3	63.0	143
EP231X: 6:2 Fluorotelomer sulfonic acid (6:2 FTS)	27619-97-2	0.05	µg/L	<0.05	0.25 µg/L	79.8	64.0	140
EP231X: 8:2 Fluorotelomer sulfonic acid (8:2 FTS)	39108-34-4	0.05	µg/L	<0.05	0.25 µg/L	95.4	67.0	138
EP231X: 10:2 Fluorotelomer sulfonic acid (10:2 FTS)	120226-60-0	0.05	µg/L	<0.05	0.25 µg/L	85.7	71.4	144
EP231D: (n:2) Fluorotelomer Sulfonic Acids (QCLot: 5459791)								
EP231X: 4:2 Fluorotelomer sulfonic acid (4:2 FTS)	757124-72-4	0.05	µg/L	<0.05	0.25 µg/L	96.0	63.0	143
EP231X: 6:2 Fluorotelomer sulfonic acid (6:2 FTS)	27619-97-2	0.05	µg/L	<0.05	0.25 µg/L	96.6	64.0	140

Sub-Matrix: **WATER**

Method: Compound	CAS Number	LOR	Unit	Method Blank (MB) Report Result	Laboratory Control Spike (LCS) Report: Spike Concentration	Spike Recovery (%) LCS	Acceptable Limits (%) Low	High
EP231D: (n:2) Fluorotelomer Sulfonic Acids (QCLot: 5459791) - continued								
EP231X: 8:2 Fluorotelomer sulfonic acid (8:2 FTS)	39108-34-4	0.05	µg/L	<0.05	0.25 µg/L	92.6	67.0	138
EP231X: 10:2 Fluorotelomer sulfonic acid (10:2 FTS)	120226-60-0	0.05	µg/L	<0.05	0.25 µg/L	83.7	71.4	144
EP231D: (n:2) Fluorotelomer Sulfonic Acids (QCLot: 5465737)								
EP231X: 4:2 Fluorotelomer sulfonic acid (4:2 FTS)	757124-72-4	0.05	µg/L	<0.05	0.25 µg/L	94.2	63.0	143
EP231X: 6:2 Fluorotelomer sulfonic acid (6:2 FTS)	27619-97-2	0.05	µg/L	<0.05	0.25 µg/L	97.6	64.0	140
EP231X: 8:2 Fluorotelomer sulfonic acid (8:2 FTS)	39108-34-4	0.05	µg/L	<0.05	0.25 µg/L	89.9	67.0	138
EP231X: 10:2 Fluorotelomer sulfonic acid (10:2 FTS)	120226-60-0	0.05	µg/L	<0.05	0.25 µg/L	90.0	71.4	144

Matrix Spike (MS) Report

The quality control term Matrix Spike (MS) refers to an intralaboratory split sample spiked with a representative set of target analytes. The purpose of this QC parameter is to monitor potential matrix effects on analyte recoveries. Static Recovery Limits as per laboratory Data Quality Objectives (DQOs). Ideal recovery ranges stated may be waived in the event of sample matrix interference.

Sub-Matrix: **WATER**

Laboratory sample ID	Sample ID	Method: Compound	CAS Number	Matrix Spike (MS) Report: Spike Concentration	SpikeRecovery(%) MS	Acceptable Limits (%) Low	High
EP231A: Perfluoroalkyl Sulfonic Acids (QCLot: 5457872)							
ES2341217-002	0902_MW002_231122	EP231X: Perfluorobutane sulfonic acid (PFBS)	375-73-5	0.25 µg/L	86.7	72.0	130
		EP231X: Perfluoropentane sulfonic acid (PFPeS)	2706-91-4	0.25 µg/L	106	71.0	127
		EP231X: Perfluorohexane sulfonic acid (PFHxS)	355-46-4	0.25 µg/L	93.0	68.0	131
		EP231X: Perfluoroheptane sulfonic acid (PFHpS)	375-92-8	0.25 µg/L	96.9	69.0	134
		EP231X: Perfluorooctane sulfonic acid (PFOS)	1763-23-1	0.25 µg/L	93.7	65.0	140
		EP231X: Perfluorodecane sulfonic acid (PFDS)	335-77-3	0.25 µg/L	82.1	53.0	142
EP231A: Perfluoroalkyl Sulfonic Acids (QCLot: 5457877)							
ES2341217-021	0902_MW026_231123	EP231X: Perfluorobutane sulfonic acid (PFBS)	375-73-5	0.25 µg/L	80.9	72.0	130
		EP231X: Perfluoropentane sulfonic acid (PFPeS)	2706-91-4	0.25 µg/L	116	71.0	127
		EP231X: Perfluorohexane sulfonic acid (PFHxS)	355-46-4	0.25 µg/L	# Not Determined	68.0	131
		EP231X: Perfluoroheptane sulfonic acid (PFHpS)	375-92-8	0.25 µg/L	98.8	69.0	134
		EP231X: Perfluorooctane sulfonic acid (PFOS)	1763-23-1	0.25 µg/L	115	65.0	140
		EP231X: Perfluorodecane sulfonic acid (PFDS)	335-77-3	0.25 µg/L	101	53.0	142
EP231A: Perfluoroalkyl Sulfonic Acids (QCLot: 5457879)							
ES2341217-040	0902_MW056_231120	EP231X: Perfluorobutane sulfonic acid (PFBS)	375-73-5	0.25 µg/L	73.9	72.0	130
		EP231X: Perfluoropentane sulfonic acid (PFPeS)	2706-91-4	0.25 µg/L	83.8	71.0	127
		EP231X: Perfluorohexane sulfonic acid (PFHxS)	355-46-4	0.25 µg/L	77.3	68.0	131
		EP231X: Perfluoroheptane sulfonic acid (PFHpS)	375-92-8	0.25 µg/L	90.8	69.0	134
		EP231X: Perfluorooctane sulfonic acid (PFOS)	1763-23-1	0.25 µg/L	88.7	65.0	140
		EP231X: Perfluorodecane sulfonic acid (PFDS)	335-77-3	0.25 µg/L	82.4	53.0	142

Sub-Matrix: **WATER**

				Matrix Spike (MS) Report			
				Spike	SpikeRecovery(%)	Acceptable Limits (%)	
Laboratory sample ID	Sample ID	Method: Compound	CAS Number	Concentration	MS	Low	High
EP231A: Perfluoroalkyl Sulfonic Acids (QCLot: 5459791)							
ES2341217-079	0902_MW144_231124	EP231X: Perfluorobutane sulfonic acid (PFBS)	375-73-5	0.25 µg/L	81.3	72.0	130
		EP231X: Perfluoropentane sulfonic acid (PFPeS)	2706-91-4	0.25 µg/L	75.0	71.0	127
		EP231X: Perfluorohexane sulfonic acid (PFHxS)	355-46-4	0.25 µg/L	88.9	68.0	131
		EP231X: Perfluoroheptane sulfonic acid (PFHpS)	375-92-8	0.25 µg/L	84.2	69.0	134
		EP231X: Perfluorooctane sulfonic acid (PFOS)	1763-23-1	0.25 µg/L	91.4	65.0	140
		EP231X: Perfluorodecane sulfonic acid (PFDS)	335-77-3	0.25 µg/L	68.4	53.0	142
EP231A: Perfluoroalkyl Sulfonic Acids (QCLot: 5465737)							
ES2341217-059	0902_MW075_231124	EP231X: Perfluorobutane sulfonic acid (PFBS)	375-73-5	0.25 µg/L	84.8	72.0	130
		EP231X: Perfluoropentane sulfonic acid (PFPeS)	2706-91-4	0.25 µg/L	98.9	71.0	127
		EP231X: Perfluorohexane sulfonic acid (PFHxS)	355-46-4	0.25 µg/L	93.2	68.0	131
		EP231X: Perfluoroheptane sulfonic acid (PFHpS)	375-92-8	0.25 µg/L	101	69.0	134
		EP231X: Perfluorooctane sulfonic acid (PFOS)	1763-23-1	0.25 µg/L	91.3	65.0	140
		EP231X: Perfluorodecane sulfonic acid (PFDS)	335-77-3	0.25 µg/L	85.3	53.0	142
EP231B: Perfluoroalkyl Carboxylic Acids (QCLot: 5457872)							
ES2341217-002	0902_MW002_231122	EP231X: Perfluorobutanoic acid (PFBA)	375-22-4	1.25 µg/L	89.0	73.0	129
		EP231X: Perfluoropentanoic acid (PFPeA)	2706-90-3	0.25 µg/L	98.8	72.0	129
		EP231X: Perfluorohexanoic acid (PFHxA)	307-24-4	0.25 µg/L	100	72.0	129
		EP231X: Perfluoroheptanoic acid (PFHpA)	375-85-9	0.25 µg/L	106	72.0	130
		EP231X: Perfluorooctanoic acid (PFOA)	335-67-1	0.25 µg/L	105	71.0	133
		EP231X: Perfluorononanoic acid (PFNA)	375-95-1	0.25 µg/L	98.5	69.0	130
		EP231X: Perfluorodecanoic acid (PFDA)	335-76-2	0.25 µg/L	91.7	71.0	129
		EP231X: Perfluoroundecanoic acid (PFUnDA)	2058-94-8	0.25 µg/L	88.7	69.0	133
		EP231X: Perfluorododecanoic acid (PFDoDA)	307-55-1	0.25 µg/L	89.7	72.0	134
		EP231X: Perfluorotridecanoic acid (PFTrDA)	72629-94-8	0.25 µg/L	103	65.0	144
		EP231X: Perfluorotetradecanoic acid (PFTeDA)	376-06-7	0.625 µg/L	97.4	71.0	132
EP231B: Perfluoroalkyl Carboxylic Acids (QCLot: 5457877)							
ES2341217-021	0902_MW026_231123	EP231X: Perfluorobutanoic acid (PFBA)	375-22-4	1.25 µg/L	84.4	73.0	129
		EP231X: Perfluoropentanoic acid (PFPeA)	2706-90-3	0.25 µg/L	91.2	72.0	129
		EP231X: Perfluorohexanoic acid (PFHxA)	307-24-4	0.25 µg/L	103	72.0	129
		EP231X: Perfluoroheptanoic acid (PFHpA)	375-85-9	0.25 µg/L	93.9	72.0	130
		EP231X: Perfluorooctanoic acid (PFOA)	335-67-1	0.25 µg/L	101	71.0	133
		EP231X: Perfluorononanoic acid (PFNA)	375-95-1	0.25 µg/L	89.4	69.0	130
		EP231X: Perfluorodecanoic acid (PFDA)	335-76-2	0.25 µg/L	89.8	71.0	129
		EP231X: Perfluoroundecanoic acid (PFUnDA)	2058-94-8	0.25 µg/L	91.9	69.0	133
		EP231X: Perfluorododecanoic acid (PFDoDA)	307-55-1	0.25 µg/L	104	72.0	134
		EP231X: Perfluorotridecanoic acid (PFTrDA)	72629-94-8	0.25 µg/L	98.4	65.0	144
		EP231X: Perfluorotetradecanoic acid (PFTeDA)	376-06-7	0.625 µg/L	95.8	71.0	132
EP231B: Perfluoroalkyl Carboxylic Acids (QCLot: 5457879)							

Sub-Matrix: **WATER**

				Matrix Spike (MS) Report			
				Spike	SpikeRecovery(%)	Acceptable Limits (%)	
Laboratory sample ID	Sample ID	Method: Compound	CAS Number	Concentration	MS	Low	High
EP231B: Perfluoroalkyl Carboxylic Acids (QCLot: 5457879) - continued							
ES2341217-040	0902_MW056_231120	EP231X: Perfluorobutanoic acid (PFBA)	375-22-4	1.25 µg/L	81.8	73.0	129
		EP231X: Perfluoropentanoic acid (PFPeA)	2706-90-3	0.25 µg/L	84.2	72.0	129
		EP231X: Perfluorohexanoic acid (PFHxA)	307-24-4	0.25 µg/L	90.3	72.0	129
		EP231X: Perfluoroheptanoic acid (PFHpA)	375-85-9	0.25 µg/L	86.9	72.0	130
		EP231X: Perfluorooctanoic acid (PFOA)	335-67-1	0.25 µg/L	90.0	71.0	133
		EP231X: Perfluorononanoic acid (PFNA)	375-95-1	0.25 µg/L	86.1	69.0	130
		EP231X: Perfluorodecanoic acid (PFDA)	335-76-2	0.25 µg/L	87.2	71.0	129
		EP231X: Perfluoroundecanoic acid (PFUnDA)	2058-94-8	0.25 µg/L	82.5	69.0	133
		EP231X: Perfluorododecanoic acid (PFDoDA)	307-55-1	0.25 µg/L	80.3	72.0	134
		EP231X: Perfluorotridecanoic acid (PFTrDA)	72629-94-8	0.25 µg/L	82.5	65.0	144
		EP231X: Perfluorotetradecanoic acid (PFTeDA)	376-06-7	0.625 µg/L	84.7	71.0	132
EP231B: Perfluoroalkyl Carboxylic Acids (QCLot: 5459791)							
ES2341217-079	0902_MW144_231124	EP231X: Perfluorobutanoic acid (PFBA)	375-22-4	1.25 µg/L	93.1	73.0	129
		EP231X: Perfluoropentanoic acid (PFPeA)	2706-90-3	0.25 µg/L	103	72.0	129
		EP231X: Perfluorohexanoic acid (PFHxA)	307-24-4	0.25 µg/L	110	72.0	129
		EP231X: Perfluoroheptanoic acid (PFHpA)	375-85-9	0.25 µg/L	83.8	72.0	130
		EP231X: Perfluorooctanoic acid (PFOA)	335-67-1	0.25 µg/L	97.0	71.0	133
		EP231X: Perfluorononanoic acid (PFNA)	375-95-1	0.25 µg/L	93.3	69.0	130
		EP231X: Perfluorodecanoic acid (PFDA)	335-76-2	0.25 µg/L	84.1	71.0	129
		EP231X: Perfluoroundecanoic acid (PFUnDA)	2058-94-8	0.25 µg/L	102	69.0	133
		EP231X: Perfluorododecanoic acid (PFDoDA)	307-55-1	0.25 µg/L	91.8	72.0	134
		EP231X: Perfluorotridecanoic acid (PFTrDA)	72629-94-8	0.25 µg/L	109	65.0	144
		EP231X: Perfluorotetradecanoic acid (PFTeDA)	376-06-7	0.625 µg/L	82.5	71.0	132
EP231B: Perfluoroalkyl Carboxylic Acids (QCLot: 5465737)							
ES2341217-059	0902_MW075_231124	EP231X: Perfluorobutanoic acid (PFBA)	375-22-4	1.25 µg/L	85.6	73.0	129
		EP231X: Perfluoropentanoic acid (PFPeA)	2706-90-3	0.25 µg/L	97.8	72.0	129
		EP231X: Perfluorohexanoic acid (PFHxA)	307-24-4	0.25 µg/L	105	72.0	129
		EP231X: Perfluoroheptanoic acid (PFHpA)	375-85-9	0.25 µg/L	98.0	72.0	130
		EP231X: Perfluorooctanoic acid (PFOA)	335-67-1	0.25 µg/L	100	71.0	133
		EP231X: Perfluorononanoic acid (PFNA)	375-95-1	0.25 µg/L	100	69.0	130
		EP231X: Perfluorodecanoic acid (PFDA)	335-76-2	0.25 µg/L	93.4	71.0	129
		EP231X: Perfluoroundecanoic acid (PFUnDA)	2058-94-8	0.25 µg/L	96.9	69.0	133
		EP231X: Perfluorododecanoic acid (PFDoDA)	307-55-1	0.25 µg/L	96.4	72.0	134
		EP231X: Perfluorotridecanoic acid (PFTrDA)	72629-94-8	0.25 µg/L	90.7	65.0	144
		EP231X: Perfluorotetradecanoic acid (PFTeDA)	376-06-7	0.625 µg/L	105	71.0	132
EP231C: Perfluoroalkyl Sulfonamides (QCLot: 5457872)							
ES2341217-002	0902_MW002_231122	EP231X: Perfluorooctane sulfonamide (FOSA)	754-91-6	0.25 µg/L	97.3	67.0	137

Sub-Matrix: **WATER**

Laboratory sample ID	Sample ID	Method: Compound	CAS Number	Matrix Spike (MS) Report: Spike Concentration	SpikeRecovery(%) MS	Acceptable Limits (%) Low	High
EP231C: Perfluoroalkyl Sulfonamides (QCLot: 5457872) - continued							
ES2341217-002	0902_MW002_231122	EP231X: N-Methyl perfluorooctane sulfonamide (MeFOSA)	31506-32-8	0.625 µg/L	97.1	68.0	141
		EP231X: N-Ethyl perfluorooctane sulfonamide (EtFOSA)	4151-50-2	0.625 µg/L	84.5	62.6	147
		EP231X: N-Methyl perfluorooctane sulfonamidoethanol (MeFOSE)	24448-09-7	0.625 µg/L	101	66.0	145
		EP231X: N-Ethyl perfluorooctane sulfonamidoethanol (EtFOSE)	1691-99-2	0.625 µg/L	102	57.6	145
		EP231X: N-Methyl perfluorooctane sulfonamidoacetic acid (MeFOSAA)	2355-31-9	0.25 µg/L	90.1	65.0	136
		EP231X: N-Ethyl perfluorooctane sulfonamidoacetic acid (EtFOSAA)	2991-50-6	0.25 µg/L	102	61.0	135
EP231C: Perfluoroalkyl Sulfonamides (QCLot: 5457877)							
ES2341217-021	0902_MW026_231123	EP231X: Perfluorooctane sulfonamide (FOSA)	754-91-6	0.25 µg/L	83.0	67.0	137
		EP231X: N-Methyl perfluorooctane sulfonamide (MeFOSA)	31506-32-8	0.625 µg/L	94.9	68.0	141
		EP231X: N-Ethyl perfluorooctane sulfonamide (EtFOSA)	4151-50-2	0.625 µg/L	91.0	62.6	147
		EP231X: N-Methyl perfluorooctane sulfonamidoethanol (MeFOSE)	24448-09-7	0.625 µg/L	101	66.0	145
		EP231X: N-Ethyl perfluorooctane sulfonamidoethanol (EtFOSE)	1691-99-2	0.625 µg/L	89.0	57.6	145
		EP231X: N-Methyl perfluorooctane sulfonamidoacetic acid (MeFOSAA)	2355-31-9	0.25 µg/L	80.6	65.0	136
		EP231X: N-Ethyl perfluorooctane sulfonamidoacetic acid (EtFOSAA)	2991-50-6	0.25 µg/L	87.1	61.0	135
EP231C: Perfluoroalkyl Sulfonamides (QCLot: 5457879)							
ES2341217-040	0902_MW056_231120	EP231X: Perfluorooctane sulfonamide (FOSA)	754-91-6	0.25 µg/L	87.3	67.0	137
		EP231X: N-Methyl perfluorooctane sulfonamide (MeFOSA)	31506-32-8	0.625 µg/L	89.5	68.0	141
		EP231X: N-Ethyl perfluorooctane sulfonamide (EtFOSA)	4151-50-2	0.625 µg/L	73.7	62.6	147
		EP231X: N-Methyl perfluorooctane sulfonamidoethanol (MeFOSE)	24448-09-7	0.625 µg/L	86.5	66.0	145
		EP231X: N-Ethyl perfluorooctane sulfonamidoethanol (EtFOSE)	1691-99-2	0.625 µg/L	86.6	57.6	145
		EP231X: N-Methyl perfluorooctane sulfonamidoacetic acid (MeFOSAA)	2355-31-9	0.25 µg/L	87.2	65.0	136
		EP231X: N-Ethyl perfluorooctane sulfonamidoacetic acid (EtFOSAA)	2991-50-6	0.25 µg/L	76.9	61.0	135
EP231C: Perfluoroalkyl Sulfonamides (QCLot: 5459791)							
ES2341217-079	0902_MW144_231124	EP231X: Perfluorooctane sulfonamide (FOSA)	754-91-6	0.25 µg/L	87.9	67.0	137

Sub-Matrix: **WATER**

				Matrix Spike (MS) Report			
				Spike	SpikeRecovery(%)	Acceptable Limits (%)	
Laboratory sample ID	Sample ID	Method: Compound	CAS Number	Concentration	MS	Low	High
EP231C: Perfluoroalkyl Sulfonamides (QCLot: 5459791) - continued							
ES2341217-079	0902_MW144_231124	EP231X: N-Methyl perfluorooctane sulfonamide (MeFOSA)	31506-32-8	0.625 µg/L	99.1	68.0	141
		EP231X: N-Ethyl perfluorooctane sulfonamide (EtFOSA)	4151-50-2	0.625 µg/L	86.8	62.6	147
		EP231X: N-Methyl perfluorooctane sulfonamidoethanol (MeFOSE)	24448-09-7	0.625 µg/L	93.7	66.0	145
		EP231X: N-Ethyl perfluorooctane sulfonamidoethanol (EtFOSE)	1691-99-2	0.625 µg/L	90.7	57.6	145
		EP231X: N-Methyl perfluorooctane sulfonamidoacetic acid (MeFOSAA)	2355-31-9	0.25 µg/L	88.6	65.0	136
		EP231X: N-Ethyl perfluorooctane sulfonamidoacetic acid (EtFOSAA)	2991-50-6	0.25 µg/L	101	61.0	135
EP231C: Perfluoroalkyl Sulfonamides (QCLot: 5465737)							
ES2341217-059	0902_MW075_231124	EP231X: Perfluorooctane sulfonamide (FOSA)	754-91-6	0.25 µg/L	97.2	67.0	137
		EP231X: N-Methyl perfluorooctane sulfonamide (MeFOSA)	31506-32-8	0.625 µg/L	106	68.0	141
		EP231X: N-Ethyl perfluorooctane sulfonamide (EtFOSA)	4151-50-2	0.625 µg/L	85.4	62.6	147
		EP231X: N-Methyl perfluorooctane sulfonamidoethanol (MeFOSE)	24448-09-7	0.625 µg/L	92.6	66.0	145
		EP231X: N-Ethyl perfluorooctane sulfonamidoethanol (EtFOSE)	1691-99-2	0.625 µg/L	92.8	57.6	145
		EP231X: N-Methyl perfluorooctane sulfonamidoacetic acid (MeFOSAA)	2355-31-9	0.25 µg/L	105	65.0	136
		EP231X: N-Ethyl perfluorooctane sulfonamidoacetic acid (EtFOSAA)	2991-50-6	0.25 µg/L	96.8	61.0	135
EP231D: (n:2) Fluorotelomer Sulfonic Acids (QCLot: 5457872)							
ES2341217-002	0902_MW002_231122	EP231X: 4:2 Fluorotelomer sulfonic acid (4:2 FTS)	757124-72-4	0.25 µg/L	88.8	63.0	143
		EP231X: 6:2 Fluorotelomer sulfonic acid (6:2 FTS)	27619-97-2	0.25 µg/L	110	64.0	140
		EP231X: 8:2 Fluorotelomer sulfonic acid (8:2 FTS)	39108-34-4	0.25 µg/L	114	67.0	138
		EP231X: 10:2 Fluorotelomer sulfonic acid (10:2 FTS)	120226-60-0	0.25 µg/L	92.3	71.4	144
EP231D: (n:2) Fluorotelomer Sulfonic Acids (QCLot: 5457877)							
ES2341217-021	0902_MW026_231123	EP231X: 4:2 Fluorotelomer sulfonic acid (4:2 FTS)	757124-72-4	0.25 µg/L	103	63.0	143
		EP231X: 6:2 Fluorotelomer sulfonic acid (6:2 FTS)	27619-97-2	0.25 µg/L	84.1	64.0	140
		EP231X: 8:2 Fluorotelomer sulfonic acid (8:2 FTS)	39108-34-4	0.25 µg/L	76.1	67.0	138
		EP231X: 10:2 Fluorotelomer sulfonic acid (10:2 FTS)	120226-60-0	0.25 µg/L	73.3	71.4	144
EP231D: (n:2) Fluorotelomer Sulfonic Acids (QCLot: 5457879)							
ES2341217-040	0902_MW056_231120	EP231X: 4:2 Fluorotelomer sulfonic acid (4:2 FTS)	757124-72-4	0.25 µg/L	78.1	63.0	143
		EP231X: 6:2 Fluorotelomer sulfonic acid (6:2 FTS)	27619-97-2	0.25 µg/L	88.2	64.0	140
		EP231X: 8:2 Fluorotelomer sulfonic acid (8:2 FTS)	39108-34-4	0.25 µg/L	96.9	67.0	138

Sub-Matrix: **WATER**

				Matrix Spike (MS) Report			
				Spike	SpikeRecovery(%)	Acceptable Limits (%)	
Laboratory sample ID	Sample ID	Method: Compound	CAS Number	Concentration	MS	Low	High
EP231D: (n:2) Fluorotelomer Sulfonic Acids (QCLot: 5457879) - continued							
ES2341217-040	0902_MW056_231120	EP231X: 10:2 Fluorotelomer sulfonic acid (10:2 FTS)	120226-60-0	0.25 µg/L	80.0	71.4	144
EP231D: (n:2) Fluorotelomer Sulfonic Acids (QCLot: 5459791)							
ES2341217-079	0902_MW144_231124	EP231X: 4:2 Fluorotelomer sulfonic acid (4:2 FTS)	757124-72-4	0.25 µg/L	80.6	63.0	143
		EP231X: 6:2 Fluorotelomer sulfonic acid (6:2 FTS)	27619-97-2	0.25 µg/L	98.0	64.0	140
		EP231X: 8:2 Fluorotelomer sulfonic acid (8:2 FTS)	39108-34-4	0.25 µg/L	95.4	67.0	138
		EP231X: 10:2 Fluorotelomer sulfonic acid (10:2 FTS)	120226-60-0	0.25 µg/L	92.2	71.4	144
EP231D: (n:2) Fluorotelomer Sulfonic Acids (QCLot: 5465737)							
ES2341217-059	0902_MW075_231124	EP231X: 4:2 Fluorotelomer sulfonic acid (4:2 FTS)	757124-72-4	0.25 µg/L	78.4	63.0	143
		EP231X: 6:2 Fluorotelomer sulfonic acid (6:2 FTS)	27619-97-2	0.25 µg/L	92.8	64.0	140
		EP231X: 8:2 Fluorotelomer sulfonic acid (8:2 FTS)	39108-34-4	0.25 µg/L	107	67.0	138
		EP231X: 10:2 Fluorotelomer sulfonic acid (10:2 FTS)	120226-60-0	0.25 µg/L	102	71.4	144

QA/QC Compliance Assessment to assist with Quality Review

Work Order	: **ES2341217**	Page	: 1 of 14
Amendment	: **1**		
Client	: **AECOM AUSTRALIA PTY LTD**	Laboratory	: Environmental Division Sydney
Contact	: JESSICA ROY	Telephone	: +61 2 8784 8555
Project	: NSW_0902_PFASOMP_23	Date Samples Received	: 28-Nov-2023
Site	: 0902	Issue Date	: 15-Dec-2023
Sampler	: NICOLA TOMLIN, Terrence Darma	No. of samples received	: 93
Order number	: 60612562_5.1	No. of samples analysed	: 93

This report is automatically generated by the ALS LIMS through interpretation of the ALS Quality Control Report and several Quality Assurance parameters measured by ALS. This automated reporting highlights any non-conformances, facilitates faster and more accurate data validation and is designed to assist internal expert and external Auditor review. Many components of this report contribute to the overall DQO assessment and reporting for guideline compliance.

Brief method summaries and references are also provided to assist in traceability.

Summary of Outliers

Outliers : Quality Control Samples

This report highlights outliers flagged in the Quality Control (QC) Report.

- **NO Method Blank value outliers occur.**
- **NO Duplicate outliers occur.**
- **NO Laboratory Control outliers occur.**
- **Matrix Spike outliers exist - please see following pages for full details.**
- **For all regular sample matrices, NO surrogate recovery outliers occur.**

Outliers : Analysis Holding Time Compliance

- **NO Analysis Holding Time Outliers exist.**

Outliers : Frequency of Quality Control Samples

- **NO Quality Control Sample Frequency Outliers exist.**

Outliers : Quality Control Samples

Duplicates, Method Blanks, Laboratory Control Samples and Matrix Spikes

Matrix: **WATER**

Compound Group Name	Laboratory Sample ID	Client Sample ID	Analyte	CAS Number	Data	Limits	Comment
Matrix Spike (MS) Recoveries							
EP231A: Perfluoroalkyl Sulfonic Acids	ES2341217--021	0902_MW026_231123	**Perfluorohexane sulfonic acid (PFHxS)**	355-46-4	Not Determined	----	**MS recovery not determined, background level greater than or equal to 4x spike level.**

Analysis Holding Time Compliance

If samples are identified below as having been analysed or extracted outside of recommended holding times, this should be taken into consideration when interpreting results.

This report summarizes extraction / preparation and analysis times and compares each with ALS recommended holding times (referencing USEPA SW 846, APHA, AS and NEPM) based on the sample container provided. Dates reported represent first date of extraction or analysis and preclude subsequent dilutions and reruns. A listing of breaches (if any) is provided herein.

Holding time for leachate methods (e.g. TCLP) vary according to the analytes reported. Assessment compares the leach date with the shortest analyte holding time for the equivalent soil method. These are: organics 14 days, mercury 28 days & other metals 180 days. A recorded breach does not guarantee a breach for all non-volatile parameters.

Holding times for ***VOC in soils*** vary according to analytes of interest. Vinyl Chloride and Styrene holding time is 7 days; others 14 days. A recorded breach does not guarantee a breach for all VOC analytes and should be verified in case the reported breach is a false positive or Vinyl Chloride and Styrene are not key analytes of interest/concern.

Matrix: **WATER**

Evaluation: × = Holding time breach ; ✓ = Within holding time.

Method / *Container / Client Sample ID(s)*		*Sample Date*	*Extraction / Preparation*			*Analysis*		
			Date extracted	*Due for extraction*	*Evaluation*	*Date analysed*	*Due for analysis*	*Evaluation*
EP231A: Perfluoroalkyl Sulfonic Acids								
HDPE (no PTFE) (EP231X) 0902_QC100_231120, 0902_QC300_231120	0902_QC101_231120,	**20-Nov-2023**	**01-Dec-2023**	18-May-2024	✓	**04-Dec-2023**	18-May-2024	✓
HDPE (no PTFE) (EP231X) 0902_MW107D_231120, 0902_MW108_231120, 0902_MW110_231120	0902_MW107I_231120, 0902_MW109_231120,	**20-Nov-2023**	**04-Dec-2023**	18-May-2024	✓	**06-Dec-2023**	18-May-2024	✓
HDPE (no PTFE) (EP231X) 0902_MW020_231120, 0902_MW023_231120, 0902_MW036_231120, 0902_MW056_231120, 0902_MW058_231120	0902_MW021_231120, 0902_MW030_231120, 0902_MW053_231120, 0902_MW057_231120,	**20-Nov-2023**	**30-Nov-2023**	18-May-2024	✓	**01-Dec-2023**	18-May-2024	✓
HDPE (no PTFE) (EP231X) 0902_QC301_231121		**21-Nov-2023**	**01-Dec-2023**	19-May-2024	✓	**04-Dec-2023**	19-May-2024	✓
HDPE (no PTFE) (EP231X) 0902_MW074_231121		**21-Nov-2023**	**04-Dec-2023**	19-May-2024	✓	**06-Dec-2023**	19-May-2024	✓
HDPE (no PTFE) (EP231X)								

Matrix: **WATER**

Evaluation: × = Holding time breach ; ✓ = Within holding time.

Method / Container / Client Sample ID(s)	Sample Date	Extraction / Preparation			Analysis		
		Date extracted	Due for extraction	Evaluation	Date analysed	Due for analysis	Evaluation
EP231A: Perfluoroalkyl Sulfonic Acids - Continued							
0902_MW007_231121, 0902_MW008_231121, 0902_MW009_231121, 0902_MW010_231121, 0902_MW024_231121, 0902_MW028_231121, 0902_MW032_231121, 0902_MW033_231121, 0902_MW034_231121, 0902_MW040_231121, 0902_MW041_231121, 0902_MW042_231121, 0902_MW043_231121, 0902_MW047_231121, 0902_MW048_231121, 0902_MW050_231121, 0902_MW051_231121, 0902_MW052_231121, 0902_MW059_231121, 0902_MW072_231121, 0902_MW073_231121	**21-Nov-2023**	**30-Nov-2023**	19-May-2024	✓	**01-Dec-2023**	19-May-2024	✓
HDPE (no PTFE) (EP231X) 0902_QC102_231122	**22-Nov-2023**	**01-Dec-2023**	20-May-2024	✓	**04-Dec-2023**	20-May-2024	✓
HDPE (no PTFE) (EP231X) 0902_MW111_231122, 0902_MW112_231122	**22-Nov-2023**	**04-Dec-2023**	20-May-2024	✓	**06-Dec-2023**	20-May-2024	✓
HDPE (no PTFE) (EP231X) 0902_MW113_231122, 0902_MW114_231122	**22-Nov-2023**	**04-Dec-2023**	20-May-2024	✓	**14-Dec-2023**	20-May-2024	✓
HDPE (no PTFE) (EP231X) 0902_MW001_231122, 0902_MW002_231122, 0902_MW004_231122, 0902_MW005_231122, 0902_MW012_231122, 0902_MW013_231122, 0902_MW014_231122, 0902_MW015_231122, 0902_MW016_231122, 0902_MW017_231122	**22-Nov-2023**	**30-Nov-2023**	20-May-2024	✓	**01-Dec-2023**	20-May-2024	✓
HDPE (no PTFE) (EP231X) 0902_MW143_231123, 0902_QC105_231123, 0902_QC106_231123, 0902_QC107_231123, 0902_QC302_231122, 0902_QC303_231123	**23-Nov-2023**	**01-Dec-2023**	21-May-2024	✓	**04-Dec-2023**	21-May-2024	✓
HDPE (no PTFE) (EP231X) 0902_MW022_231123, 0902_MW025_231123, 0902_MW026_231123, 0902_MW045_231123, 0902_MW046_231123, 0902_MW060_231123, 0902_MW061_231123, 0902_MW062_231123, 0902_MW063_231123, 0902_MW064_231123, 0902_MW065_231123, 0902_MW066_231123, 0902_MW067_231123, 0902_MW068_231123, 0902_MW069_231123, 0902_MW070_231123, 0902_MW071_231123	**23-Nov-2023**	**30-Nov-2023**	21-May-2024	✓	**01-Dec-2023**	21-May-2024	✓
HDPE (no PTFE) (EP231X) 0902_MW144_231124, 0902_QC109_231124, 0902_QC111_231124, 0902_QC304_231124	**24-Nov-2023**	**01-Dec-2023**	22-May-2024	✓	**04-Dec-2023**	22-May-2024	✓
HDPE (no PTFE) (EP231X)							

Matrix: **WATER**

Evaluation: × = Holding time breach ; ✓ = Within holding time.

Method / Container / Client Sample ID(s)	Sample Date	Extraction / Preparation			Analysis		
		Date extracted	Due for extraction	Evaluation	Date analysed	Due for analysis	Evaluation
EP231A: Perfluoroalkyl Sulfonic Acids - Continued							
0902_MW075_231124, 0902_MW076_231124, 0902_MW077_231124, 0902_MW078_231124, 0902_MW079_231124, 0902_MW080_231124, 0902_MW081_231124, 0902_MW091_231124, 0902_MW106_231124	**24-Nov-2023**	**04-Dec-2023**	22-May-2024	✓	**06-Dec-2023**	22-May-2024	✓
HDPE (no PTFE) (EP231X) 0902_QC305_231127	**27-Nov-2023**	**01-Dec-2023**	25-May-2024	✓	**04-Dec-2023**	25-May-2024	✓
HDPE (no PTFE) (EP231X) 0902_MW092_231127	**27-Nov-2023**	**04-Dec-2023**	25-May-2024	✓	**06-Dec-2023**	25-May-2024	✓

Matrix: **WATER**

Evaluation: × = Holding time breach ; ✓ = Within holding time.

Method / Container / Client Sample ID(s)	Sample Date	Extraction / Preparation			Analysis		
		Date extracted	Due for extraction	Evaluation	Date analysed	Due for analysis	Evaluation
EP231B: Perfluoroalkyl Carboxylic Acids							
HDPE (no PTFE) (EP231X) 0902_QC100_231120, 0902_QC101_231120, 0902_QC300_231120	**20-Nov-2023**	**01-Dec-2023**	18-May-2024	✓	**04-Dec-2023**	18-May-2024	✓
HDPE (no PTFE) (EP231X) 0902_MW107D_231120, 0902_MW107I_231120, 0902_MW108_231120, 0902_MW109_231120, 0902_MW110_231120	**20-Nov-2023**	**04-Dec-2023**	18-May-2024	✓	**06-Dec-2023**	18-May-2024	✓
HDPE (no PTFE) (EP231X) 0902_MW020_231120, 0902_MW021_231120, 0902_MW023_231120, 0902_MW030_231120, 0902_MW036_231120, 0902_MW053_231120, 0902_MW056_231120, 0902_MW057_231120, 0902_MW058_231120	**20-Nov-2023**	**30-Nov-2023**	18-May-2024	✓	**01-Dec-2023**	18-May-2024	✓
HDPE (no PTFE) (EP231X) 0902_QC301_231121	**21-Nov-2023**	**01-Dec-2023**	19-May-2024	✓	**04-Dec-2023**	19-May-2024	✓
HDPE (no PTFE) (EP231X) 0902_MW074_231121	**21-Nov-2023**	**04-Dec-2023**	19-May-2024	✓	**06-Dec-2023**	19-May-2024	✓
HDPE (no PTFE) (EP231X) 0902_MW007_231121, 0902_MW008_231121, 0902_MW009_231121, 0902_MW010_231121, 0902_MW024_231121, 0902_MW028_231121, 0902_MW032_231121, 0902_MW033_231121, 0902_MW034_231121, 0902_MW040_231121, 0902_MW041_231121, 0902_MW042_231121, 0902_MW043_231121, 0902_MW047_231121, 0902_MW048_231121, 0902_MW050_231121, 0902_MW051_231121, 0902_MW052_231121, 0902_MW059_231121, 0902_MW072_231121, 0902_MW073_231121	**21-Nov-2023**	**30-Nov-2023**	19-May-2024	✓	**01-Dec-2023**	19-May-2024	✓
HDPE (no PTFE) (EP231X) 0902_QC102_231122	**22-Nov-2023**	**01-Dec-2023**	20-May-2024	✓	**04-Dec-2023**	20-May-2024	✓
HDPE (no PTFE) (EP231X) 0902_MW111_231122, 0902_MW112_231122	**22-Nov-2023**	**04-Dec-2023**	20-May-2024	✓	**06-Dec-2023**	20-May-2024	✓
HDPE (no PTFE) (EP231X) 0902_MW113_231122, 0902_MW114_231122	**22-Nov-2023**	**04-Dec-2023**	20-May-2024	✓	**14-Dec-2023**	20-May-2024	✓
HDPE (no PTFE) (EP231X) 0902_MW001_231122, 0902_MW002_231122, 0902_MW004_231122, 0902_MW005_231122, 0902_MW012_231122, 0902_MW013_231122, 0902_MW014_231122, 0902_MW015_231122, 0902_MW016_231122, 0902_MW017_231122	**22-Nov-2023**	**30-Nov-2023**	20-May-2024	✓	**01-Dec-2023**	20-May-2024	✓
HDPE (no PTFE) (EP231X)							

Matrix: **WATER**

Evaluation: × = Holding time breach ; ✓ = Within holding time.

Method / Container / Client Sample ID(s)	Sample Date	Extraction / Preparation			Analysis		
		Date extracted	Due for extraction	Evaluation	Date analysed	Due for analysis	Evaluation
EP231B: Perfluoroalkyl Carboxylic Acids - Continued							
0902_MW143_231123, 0902_QC105_231123, 0902_QC106_231123, 0902_QC107_231123, 0902_QC302_231122, 0902_QC303_231123	**23-Nov-2023**	**01-Dec-2023**	21-May-2024	✓	**04-Dec-2023**	21-May-2024	✓
HDPE (no PTFE) (EP231X) 0902_MW022_231123, 0902_MW025_231123, 0902_MW026_231123, 0902_MW045_231123, 0902_MW046_231123, 0902_MW060_231123, 0902_MW061_231123, 0902_MW062_231123, 0902_MW063_231123, 0902_MW064_231123, 0902_MW065_231123, 0902_MW066_231123, 0902_MW067_231123, 0902_MW068_231123, 0902_MW069_231123, 0902_MW070_231123, 0902_MW071_231123	**23-Nov-2023**	**30-Nov-2023**	21-May-2024	✓	**01-Dec-2023**	21-May-2024	✓
HDPE (no PTFE) (EP231X) 0902_MW144_231124, 0902_QC109_231124, 0902_QC111_231124, 0902_QC304_231124	**24-Nov-2023**	**01-Dec-2023**	22-May-2024	✓	**04-Dec-2023**	22-May-2024	✓
HDPE (no PTFE) (EP231X) 0902_MW075_231124, 0902_MW076_231124, 0902_MW077_231124, 0902_MW078_231124, 0902_MW079_231124, 0902_MW080_231124, 0902_MW081_231124, 0902_MW091_231124, 0902_MW106_231124	**24-Nov-2023**	**04-Dec-2023**	22-May-2024	✓	**06-Dec-2023**	22-May-2024	✓
HDPE (no PTFE) (EP231X) 0902_QC305_231127	**27-Nov-2023**	**01-Dec-2023**	25-May-2024	✓	**04-Dec-2023**	25-May-2024	✓
HDPE (no PTFE) (EP231X) 0902_MW092_231127	**27-Nov-2023**	**04-Dec-2023**	25-May-2024	✓	**06-Dec-2023**	25-May-2024	✓

Matrix: **WATER**

Evaluation: × = Holding time breach ; ✓ = Within holding time.

Method / Container / Client Sample ID(s)	Sample Date	Extraction / Preparation			Analysis		
		Date extracted	Due for extraction	Evaluation	Date analysed	Due for analysis	Evaluation
EP231C: Perfluoroalkyl Sulfonamides							
HDPE (no PTFE) (EP231X) 0902_QC100_231120, 0902_QC101_231120, 0902_QC300_231120	**20-Nov-2023**	**01-Dec-2023**	18-May-2024	✓	**04-Dec-2023**	18-May-2024	✓
HDPE (no PTFE) (EP231X) 0902_MW107D_231120, 0902_MW107I_231120, 0902_MW108_231120, 0902_MW109_231120, 0902_MW110_231120	**20-Nov-2023**	**04-Dec-2023**	18-May-2024	✓	**06-Dec-2023**	18-May-2024	✓
HDPE (no PTFE) (EP231X) 0902_MW020_231120, 0902_MW021_231120, 0902_MW023_231120, 0902_MW030_231120, 0902_MW036_231120, 0902_MW053_231120, 0902_MW056_231120, 0902_MW057_231120, 0902_MW058_231120	**20-Nov-2023**	**30-Nov-2023**	18-May-2024	✓	**01-Dec-2023**	18-May-2024	✓
HDPE (no PTFE) (EP231X) 0902_QC301_231121	**21-Nov-2023**	**01-Dec-2023**	19-May-2024	✓	**04-Dec-2023**	19-May-2024	✓
HDPE (no PTFE) (EP231X) 0902_MW074_231121	**21-Nov-2023**	**04-Dec-2023**	19-May-2024	✓	**06-Dec-2023**	19-May-2024	✓
HDPE (no PTFE) (EP231X) 0902_MW007_231121, 0902_MW008_231121, 0902_MW009_231121, 0902_MW010_231121, 0902_MW024_231121, 0902_MW028_231121, 0902_MW032_231121, 0902_MW033_231121, 0902_MW034_231121, 0902_MW040_231121, 0902_MW041_231121, 0902_MW042_231121, 0902_MW043_231121, 0902_MW047_231121, 0902_MW048_231121, 0902_MW050_231121, 0902_MW051_231121, 0902_MW052_231121, 0902_MW059_231121, 0902_MW072_231121, 0902_MW073_231121	**21-Nov-2023**	**30-Nov-2023**	19-May-2024	✓	**01-Dec-2023**	19-May-2024	✓
HDPE (no PTFE) (EP231X) 0902_QC102_231122	**22-Nov-2023**	**01-Dec-2023**	20-May-2024	✓	**04-Dec-2023**	20-May-2024	✓
HDPE (no PTFE) (EP231X) 0902_MW111_231122, 0902_MW112_231122	**22-Nov-2023**	**04-Dec-2023**	20-May-2024	✓	**06-Dec-2023**	20-May-2024	✓
HDPE (no PTFE) (EP231X) 0902_MW113_231122, 0902_MW114_231122	**22-Nov-2023**	**04-Dec-2023**	20-May-2024	✓	**14-Dec-2023**	20-May-2024	✓
HDPE (no PTFE) (EP231X) 0902_MW001_231122, 0902_MW002_231122, 0902_MW004_231122, 0902_MW005_231122, 0902_MW012_231122, 0902_MW013_231122, 0902_MW014_231122, 0902_MW015_231122, 0902_MW016_231122, 0902_MW017_231122	**22-Nov-2023**	**30-Nov-2023**	20-May-2024	✓	**01-Dec-2023**	20-May-2024	✓
HDPE (no PTFE) (EP231X)							

Matrix: **WATER**

Evaluation: × = Holding time breach ; ✓ = Within holding time.

Method / Container / Client Sample ID(s)	Sample Date	Extraction / Preparation			Analysis		
		Date extracted	Due for extraction	Evaluation	Date analysed	Due for analysis	Evaluation
EP231C: Perfluoroalkyl Sulfonamides - Continued							
0902_MW143_231123, 0902_QC105_231123, 0902_QC106_231123, 0902_QC107_231123, 0902_QC302_231122, 0902_QC303_231123	**23-Nov-2023**	**01-Dec-2023**	21-May-2024	✓	**04-Dec-2023**	21-May-2024	✓
HDPE (no PTFE) (EP231X) 0902_MW022_231123, 0902_MW025_231123, 0902_MW026_231123, 0902_MW045_231123, 0902_MW046_231123, 0902_MW060_231123, 0902_MW061_231123, 0902_MW062_231123, 0902_MW063_231123, 0902_MW064_231123, 0902_MW065_231123, 0902_MW066_231123, 0902_MW067_231123, 0902_MW068_231123, 0902_MW069_231123, 0902_MW070_231123, 0902_MW071_231123	**23-Nov-2023**	**30-Nov-2023**	21-May-2024	✓	**01-Dec-2023**	21-May-2024	✓
HDPE (no PTFE) (EP231X) 0902_MW144_231124, 0902_QC109_231124, 0902_QC111_231124, 0902_QC304_231124	**24-Nov-2023**	**01-Dec-2023**	22-May-2024	✓	**04-Dec-2023**	22-May-2024	✓
HDPE (no PTFE) (EP231X) 0902_MW075_231124, 0902_MW076_231124, 0902_MW077_231124, 0902_MW078_231124, 0902_MW079_231124, 0902_MW080_231124, 0902_MW081_231124, 0902_MW091_231124, 0902_MW106_231124	**24-Nov-2023**	**04-Dec-2023**	22-May-2024	✓	**06-Dec-2023**	22-May-2024	✓
HDPE (no PTFE) (EP231X) 0902_QC305_231127	**27-Nov-2023**	**01-Dec-2023**	25-May-2024	✓	**04-Dec-2023**	25-May-2024	✓
HDPE (no PTFE) (EP231X) 0902_MW092_231127	**27-Nov-2023**	**04-Dec-2023**	25-May-2024	✓	**06-Dec-2023**	25-May-2024	✓

Matrix: **WATER**

Evaluation: × = Holding time breach ; ✓ = Within holding time.

Method / Container / Client Sample ID(s)	Sample Date	Extraction / Preparation			Analysis		
		Date extracted	Due for extraction	Evaluation	Date analysed	Due for analysis	Evaluation
EP231D: (n:2) Fluorotelomer Sulfonic Acids							
HDPE (no PTFE) (EP231X) 0902_QC100_231120, 0902_QC101_231120, 0902_QC300_231120	**20-Nov-2023**	**01-Dec-2023**	18-May-2024	✓	**04-Dec-2023**	18-May-2024	✓
HDPE (no PTFE) (EP231X) 0902_MW107D_231120, 0902_MW107I_231120, 0902_MW108_231120, 0902_MW109_231120, 0902_MW110_231120	**20-Nov-2023**	**04-Dec-2023**	18-May-2024	✓	**06-Dec-2023**	18-May-2024	✓
HDPE (no PTFE) (EP231X) 0902_MW020_231120, 0902_MW021_231120, 0902_MW023_231120, 0902_MW030_231120, 0902_MW036_231120, 0902_MW053_231120, 0902_MW056_231120, 0902_MW057_231120, 0902_MW058_231120	**20-Nov-2023**	**30-Nov-2023**	18-May-2024	✓	**01-Dec-2023**	18-May-2024	✓
HDPE (no PTFE) (EP231X) 0902_QC301_231121	**21-Nov-2023**	**01-Dec-2023**	19-May-2024	✓	**04-Dec-2023**	19-May-2024	✓
HDPE (no PTFE) (EP231X) 0902_MW074_231121	**21-Nov-2023**	**04-Dec-2023**	19-May-2024	✓	**06-Dec-2023**	19-May-2024	✓
HDPE (no PTFE) (EP231X) 0902_MW007_231121, 0902_MW008_231121, 0902_MW009_231121, 0902_MW010_231121, 0902_MW024_231121, 0902_MW028_231121, 0902_MW032_231121, 0902_MW033_231121, 0902_MW034_231121, 0902_MW040_231121, 0902_MW041_231121, 0902_MW042_231121, 0902_MW043_231121, 0902_MW047_231121, 0902_MW048_231121, 0902_MW050_231121, 0902_MW051_231121, 0902_MW052_231121, 0902_MW059_231121, 0902_MW072_231121, 0902_MW073_231121	**21-Nov-2023**	**30-Nov-2023**	19-May-2024	✓	**01-Dec-2023**	19-May-2024	✓
HDPE (no PTFE) (EP231X) 0902_QC102_231122	**22-Nov-2023**	**01-Dec-2023**	20-May-2024	✓	**04-Dec-2023**	20-May-2024	✓
HDPE (no PTFE) (EP231X) 0902_MW111_231122, 0902_MW112_231122	**22-Nov-2023**	**04-Dec-2023**	20-May-2024	✓	**06-Dec-2023**	20-May-2024	✓
HDPE (no PTFE) (EP231X) 0902_MW113_231122, 0902_MW114_231122	**22-Nov-2023**	**04-Dec-2023**	20-May-2024	✓	**14-Dec-2023**	20-May-2024	✓
HDPE (no PTFE) (EP231X) 0902_MW001_231122, 0902_MW002_231122, 0902_MW004_231122, 0902_MW005_231122, 0902_MW012_231122, 0902_MW013_231122, 0902_MW014_231122, 0902_MW015_231122, 0902_MW016_231122, 0902_MW017_231122	**22-Nov-2023**	**30-Nov-2023**	20-May-2024	✓	**01-Dec-2023**	20-May-2024	✓
HDPE (no PTFE) (EP231X)							

Matrix: **WATER**

Evaluation: × = Holding time breach ; ✓ = Within holding time.

Method / Container / Client Sample ID(s)		Sample Date	Extraction / Preparation			Analysis		
			Date extracted	Due for extraction	Evaluation	Date analysed	Due for analysis	Evaluation
EP231D: (n:2) Fluorotelomer Sulfonic Acids - Continued								
0902_MW143_231123, 0902_QC106_231123, 0902_QC302_231122,	0902_QC105_231123, 0902_QC107_231123, 0902_QC303_231123	**23-Nov-2023**	**01-Dec-2023**	21-May-2024	✓	**04-Dec-2023**	21-May-2024	✓
HDPE (no PTFE) (EP231X) 0902_MW022_231123, 0902_MW026_231123, 0902_MW046_231123, 0902_MW061_231123, 0902_MW063_231123, 0902_MW065_231123, 0902_MW067_231123, 0902_MW069_231123, 0902_MW071_231123	0902_MW025_231123, 0902_MW045_231123, 0902_MW060_231123, 0902_MW062_231123, 0902_MW064_231123, 0902_MW066_231123, 0902_MW068_231123, 0902_MW070_231123,	**23-Nov-2023**	**30-Nov-2023**	21-May-2024	✓	**01-Dec-2023**	21-May-2024	✓
HDPE (no PTFE) (EP231X) 0902_MW144_231124, 0902_QC111_231124,	0902_QC109_231124, 0902_QC304_231124	**24-Nov-2023**	**01-Dec-2023**	22-May-2024	✓	**04-Dec-2023**	22-May-2024	✓
HDPE (no PTFE) (EP231X) 0902_MW075_231124, 0902_MW077_231124, 0902_MW079_231124, 0902_MW081_231124, 0902_MW106_231124	0902_MW076_231124, 0902_MW078_231124, 0902_MW080_231124, 0902_MW091_231124,	**24-Nov-2023**	**04-Dec-2023**	22-May-2024	✓	**06-Dec-2023**	22-May-2024	✓
HDPE (no PTFE) (EP231X) 0902_QC305_231127		**27-Nov-2023**	**01-Dec-2023**	25-May-2024	✓	**04-Dec-2023**	25-May-2024	✓
HDPE (no PTFE) (EP231X) 0902_MW092_231127		**27-Nov-2023**	**04-Dec-2023**	25-May-2024	✓	**06-Dec-2023**	25-May-2024	✓

Matrix: **WATER**

Evaluation: × = Holding time breach ; ✓ = Within holding time.

Method / Container / Client Sample ID(s)	Sample Date	Extraction / Preparation			Analysis		
		Date extracted	Due for extraction	Evaluation	Date analysed	Due for analysis	Evaluation
EP231P: PFAS Sums							
HDPE (no PTFE) (EP231X) 0902_QC100_231120, 0902_QC101_231120, 0902_QC300_231120	**20-Nov-2023**	**01-Dec-2023**	18-May-2024	✓	**04-Dec-2023**	18-May-2024	✓
HDPE (no PTFE) (EP231X) 0902_MW107D_231120, 0902_MW107I_231120, 0902_MW108_231120, 0902_MW109_231120, 0902_MW110_231120	**20-Nov-2023**	**04-Dec-2023**	18-May-2024	✓	**06-Dec-2023**	18-May-2024	✓
HDPE (no PTFE) (EP231X) 0902_MW020_231120, 0902_MW021_231120, 0902_MW023_231120, 0902_MW030_231120, 0902_MW036_231120, 0902_MW053_231120, 0902_MW056_231120, 0902_MW057_231120, 0902_MW058_231120	**20-Nov-2023**	**30-Nov-2023**	18-May-2024	✓	**01-Dec-2023**	18-May-2024	✓
HDPE (no PTFE) (EP231X) 0902_QC301_231121	**21-Nov-2023**	**01-Dec-2023**	19-May-2024	✓	**04-Dec-2023**	19-May-2024	✓
HDPE (no PTFE) (EP231X) 0902_MW074_231121	**21-Nov-2023**	**04-Dec-2023**	19-May-2024	✓	**06-Dec-2023**	19-May-2024	✓
HDPE (no PTFE) (EP231X) 0902_MW007_231121, 0902_MW008_231121, 0902_MW009_231121, 0902_MW010_231121, 0902_MW024_231121, 0902_MW028_231121, 0902_MW032_231121, 0902_MW033_231121, 0902_MW034_231121, 0902_MW040_231121, 0902_MW041_231121, 0902_MW042_231121, 0902_MW043_231121, 0902_MW047_231121, 0902_MW048_231121, 0902_MW050_231121, 0902_MW051_231121, 0902_MW052_231121, 0902_MW059_231121, 0902_MW072_231121, 0902_MW073_231121	**21-Nov-2023**	**30-Nov-2023**	19-May-2024	✓	**01-Dec-2023**	19-May-2024	✓
HDPE (no PTFE) (EP231X) 0902_QC102_231122	**22-Nov-2023**	**01-Dec-2023**	20-May-2024	✓	**04-Dec-2023**	20-May-2024	✓
HDPE (no PTFE) (EP231X) 0902_MW111_231122, 0902_MW112_231122	**22-Nov-2023**	**04-Dec-2023**	20-May-2024	✓	**06-Dec-2023**	20-May-2024	✓
HDPE (no PTFE) (EP231X) 0902_MW113_231122, 0902_MW114_231122	**22-Nov-2023**	**04-Dec-2023**	20-May-2024	✓	**14-Dec-2023**	20-May-2024	✓
HDPE (no PTFE) (EP231X) 0902_MW001_231122, 0902_MW002_231122, 0902_MW004_231122, 0902_MW005_231122, 0902_MW012_231122, 0902_MW013_231122, 0902_MW014_231122, 0902_MW015_231122, 0902_MW016_231122, 0902_MW017_231122	**22-Nov-2023**	**30-Nov-2023**	20-May-2024	✓	**01-Dec-2023**	20-May-2024	✓
HDPE (no PTFE) (EP231X)							

Matrix: **WATER**

Evaluation: × = Holding time breach ; ✓ = Within holding time.

Method / Container / Client Sample ID(s)	Sample Date	Extraction / Preparation			Analysis		
		Date extracted	Due for extraction	Evaluation	Date analysed	Due for analysis	Evaluation
EP231P: PFAS Sums - Continued							
0902_MW143_231123, 0902_QC105_231123, 0902_QC106_231123, 0902_QC107_231123, 0902_QC302_231122, 0902_QC303_231123	**23-Nov-2023**	**01-Dec-2023**	21-May-2024	✓	**04-Dec-2023**	21-May-2024	✓
HDPE (no PTFE) (EP231X) 0902_MW022_231123, 0902_MW025_231123, 0902_MW026_231123, 0902_MW045_231123, 0902_MW046_231123, 0902_MW060_231123, 0902_MW061_231123, 0902_MW062_231123, 0902_MW063_231123, 0902_MW064_231123, 0902_MW065_231123, 0902_MW066_231123, 0902_MW067_231123, 0902_MW068_231123, 0902_MW069_231123, 0902_MW070_231123, 0902_MW071_231123	**23-Nov-2023**	**30-Nov-2023**	21-May-2024	✓	**01-Dec-2023**	21-May-2024	✓
HDPE (no PTFE) (EP231X) 0902_MW144_231124, 0902_QC109_231124, 0902_QC111_231124, 0902_QC304_231124	**24-Nov-2023**	**01-Dec-2023**	22-May-2024	✓	**04-Dec-2023**	22-May-2024	✓
HDPE (no PTFE) (EP231X) 0902_MW075_231124, 0902_MW076_231124, 0902_MW077_231124, 0902_MW078_231124, 0902_MW079_231124, 0902_MW080_231124, 0902_MW081_231124, 0902_MW091_231124, 0902_MW106_231124	**24-Nov-2023**	**04-Dec-2023**	22-May-2024	✓	**06-Dec-2023**	22-May-2024	✓
HDPE (no PTFE) (EP231X) 0902_QC305_231127	**27-Nov-2023**	**01-Dec-2023**	25-May-2024	✓	**04-Dec-2023**	25-May-2024	✓
HDPE (no PTFE) (EP231X) 0902_MW092_231127	**27-Nov-2023**	**04-Dec-2023**	25-May-2024	✓	**06-Dec-2023**	25-May-2024	✓

Quality Control Parameter Frequency Compliance

The following report summarises the frequency of laboratory QC samples analysed within the analytical lot(s) in which the submitted sample(s) was(were) processed. Actual rate should be greater than or equal to the expected rate. A listing of breaches is provided in the Summary of Outliers.

Matrix: **WATER**

Evaluation: × = Quality Control frequency not within specification ; ✓ = Quality Control frequency within specification.

Quality Control Sample Type		Count		Rate (%)			Quality Control Specification
Analytical Methods	*Method*	*QC*	*Regular*	***Actual***	***Expected***	*Evaluation*	
Laboratory Duplicates (DUP)							
Per- and Polyfluoroalkyl Substances (PFAS) by LCMSMS	EP231X	10	96	**10.42**	**10.00**	✓	NEPM 2013 B3 & ALS QC Standard
Laboratory Control Samples (LCS)							
Per- and Polyfluoroalkyl Substances (PFAS) by LCMSMS	EP231X	5	96	**5.21**	**5.00**	✓	NEPM 2013 B3 & ALS QC Standard
Method Blanks (MB)							
Per- and Polyfluoroalkyl Substances (PFAS) by LCMSMS	EP231X	5	96	**5.21**	**5.00**	✓	NEPM 2013 B3 & ALS QC Standard
Matrix Spikes (MS)							
Per- and Polyfluoroalkyl Substances (PFAS) by LCMSMS	EP231X	5	96	**5.21**	**5.00**	✓	NEPM 2013 B3 & ALS QC Standard

Brief Method Summaries

The analytical procedures used by the Environmental Division have been developed from established internationally recognized procedures such as those published by the US EPA, APHA, AS and NEPM. In house developed procedures are employed in the absence of documented standards or by client request. The following report provides brief descriptions of the analytical procedures employed for results reported in the Certificate of Analysis. Sources from which ALS methods have been developed are provided within the Method Descriptions.

Analytical Methods	*Method*	*Matrix*	*Method Descriptions*
Per- and Polyfluoroalkyl Substances (PFAS) by LCMSMS	EP231X	WATER	In-house: Analysis of fresh and saline waters by Solid Phase Extraction (SPE) followed by LC-Electrospray-MS-MS, Negative Mode using MRM and internal standard quantitation. Isotopically labelled analogues of target analytes used as internal standards and surrogates are added to the sample container. The entire contents are transferred to a solid phase extraction (SPE) cartridge. The sample container is successively rinsed with aliquots of the elution solvent. The eluted extract is combined with an equal volume of reagent water and a portion is filtered for analysis. Method procedures and data quality objectives conform to US DoD QSM 5.3, table B-15 requirements.

Preparation Methods	*Method*	*Matrix*	*Method Descriptions*
Solid Phase Extraction (SPE) for PFAS in water	ORG72	WATER	In-house: Isotopically labelled analogues of target analytes used as internal standards and surrogates are added to the sample container. The entire contents are transferred to a solid phase extraction (SPE) cartridge. The sample container is successively rinsed with aliquots of the elution solvent. The eluted extract is combined with an equal volume of reagent water and a portion is filtered for analysis. Method procedures conform to US DoD QSM 5.3, table B-15 requirements.

SAMPLE RECEIPT NOTIFICATION (SRN)

Work Order : **ES2341217**

Client	: **AECOM AUSTRALIA PTY LTD**	Laboratory	: Environmental Division Sydney
Contact	: JESSICA ROY	Contact	: Sepan Mahamad
Address	: LEVEL 21 420 GEORGE STREET SYDNEY NSW, AUSTRALIA 2000	Address	: 277-289 Woodpark Road Smithfield NSW Australia 2164
E-mail	: jessica.roy@aecom.com	E-mail	: Sepan.Mahamad@ALSGlobal.com
Telephone	: ----	Telephone	: +61 2 8784 8555
Facsimile	: ----	Facsimile	: +61-2-8784 8500
Project	: NSW_0902_PFASOMP_23	Page	: 1 of 5
Order number	: 60612562_5.1	Quote number	: ES2021AECOMAU0027 (SY/139/19 v4 60612562_5.1)
C-O-C number	: 59870	QC Level	: NEPM 2013 B3 & ALS QC Standard
Site	: 0902		
Sampler	: NICOLA TOMLIN, Terrence Darma		

Dates

Date Samples Received	: 28-Nov-2023 13:40	Issue Date	: 05-Dec-2023
Client Requested Due Date	: 07-Dec-2023	Scheduled Reporting Date	: **08-Dec-2023**

Delivery Details

Mode of Delivery	: Client Drop Off	Security Seal	: Not Available
No. of coolers/boxes	: 4	Temperature	: 7.0'C, 5.4'C & 3.2'C
Receipt Detail	:	No. of samples received / analysed	: 93 / 93

General Comments

- This report contains the following information:
  - Sample Container(s)/Preservation Non-Compliances
  - Summary of Sample(s) and Requested Analysis
  - Proactive Holding Time Report
  - Requested Deliverables
- This is an updated SRN which indicates the new scheduled release date for this work order.
- **Please refer to the Proactive Holding Time Report table below which summarises breaches of recommended holding times that have occurred prior to samples/instructions being received at the laboratory. The laboratory will process these samples unless instructions are received from you indicating you do not wish to proceed. The absence of this summary table indicates that all samples have been received within the recommended holding times for the analysis requested.**
- Please direct any queries you have regarding this work order to the above ALS laboratory contact.
- Analytical work for this work order will be conducted at ALS Sydney.
- Sample Disposal - Aqueous (3 weeks), Solid (2 months ± 1 week) from receipt of samples.
- Please be aware that APHA/NEPM recommends water and soil samples be chilled to less than or equal to 6°C for chemical analysis, and less than or equal to 10°C but unfrozen for Microbiological analysis. Where samples are received above this temperature, it should be taken into consideration when interpreting results. Refer to ALS EnviroMail 85 for ALS recommendations of the best practice for chilling samples after sampling and for maintaining a cool temperature during transit.

Sample Container(s)/Preservation Non-Compliances

All comparisons are made against pretreatment/preservation AS, APHA, USEPA standards.

- **No sample container / preservation non-compliance exists.**

Summary of Sample(s) and Requested Analysis

Some items described below may be part of a laboratory process necessary for the execution of client requested tasks. Packages may contain additional analyses, such as the determination of moisture content and preparation tasks, that are included in the package.
If no sampling time is provided, the sampling time will default 00:00 on the date of sampling. If no sampling date is provided, the sampling date will be assumed by the laboratory and displayed in brackets without a time component

Matrix: **WATER**

Laboratory sample ID	Sampling date / time	Sample ID	WATER - EP231X PFAS - Full Suite (28 analytes)
ES2341217-001	22-Nov-2023 10:47	0902_MW001_231122	✓
ES2341217-002	22-Nov-2023 10:05	0902_MW002_231122	✓
ES2341217-003	22-Nov-2023 09:17	0902_MW004_231122	✓
ES2341217-004	22-Nov-2023 08:45	0902_MW005_231122	✓
ES2341217-005	21-Nov-2023 09:13	0902_MW007_231121	✓
ES2341217-006	21-Nov-2023 08:16	0902_MW008_231121	✓
ES2341217-007	21-Nov-2023 08:23	0902_MW009_231121	✓
ES2341217-008	21-Nov-2023 08:30	0902_MW010_231121	✓
ES2341217-009	22-Nov-2023 12:52	0902_MW012_231122	✓
ES2341217-010	22-Nov-2023 13:53	0902_MW013_231122	✓
ES2341217-011	22-Nov-2023 14:47	0902_MW014_231122	✓
ES2341217-012	22-Nov-2023 15:10	0902_MW015_231122	✓
ES2341217-013	22-Nov-2023 08:13	0902_MW016_231122	✓
ES2341217-014	22-Nov-2023 14:19	0902_MW017_231122	✓
ES2341217-015	20-Nov-2023 11:56	0902_MW020_231120	✓
ES2341217-016	20-Nov-2023 12:14	0902_MW021_231120	✓
ES2341217-017	23-Nov-2023 13:35	0902_MW022_231123	✓
ES2341217-018	20-Nov-2023 11:23	0902_MW023_231120	✓
ES2341217-019	21-Nov-2023 10:15	0902_MW024_231121	✓
ES2341217-020	23-Nov-2023 12:03	0902_MW025_231123	✓
ES2341217-021	23-Nov-2023 10:06	0902_MW026_231123	✓
ES2341217-022	21-Nov-2023 10:03	0902_MW028_231121	✓
ES2341217-023	20-Nov-2023 14:15	0902_MW030_231120	✓
ES2341217-024	21-Nov-2023 11:23	0902_MW032_231121	✓
ES2341217-025	21-Nov-2023 11:15	0902_MW033_231121	✓
ES2341217-026	21-Nov-2023 11:30	0902_MW034_231121	✓
ES2341217-027	20-Nov-2023 12:45	0902_MW036_231120	✓
ES2341217-028	21-Nov-2023 08:08	0902_MW040_231121	✓
ES2341217-029	21-Nov-2023 08:41	0902_MW041_231121	✓
ES2341217-030	21-Nov-2023 14:10	0902_MW042_231121	✓
ES2341217-031	21-Nov-2023 09:02	0902_MW043_231121	✓
ES2341217-032	23-Nov-2023 11:39	0902_MW045_231123	✓
ES2341217-033	23-Nov-2023 11:51	0902_MW046_231123	✓
ES2341217-034	21-Nov-2023 14:21	0902_MW047_231121	✓
ES2341217-035	21-Nov-2023 09:22	0902_MW048_231121	✓

			WATER - EP231X PFAS - Full Suite (28 analytes)
ES2341217-036	21-Nov-2023 09:52	0902_MW050_231121	✓
ES2341217-037	21-Nov-2023 09:45	0902_MW051_231121	✓
ES2341217-038	21-Nov-2023 09:39	0902_MW052_231121	✓
ES2341217-039	20-Nov-2023 14:25	0902_MW053_231120	✓
ES2341217-040	20-Nov-2023 14:40	0902_MW056_231120	✓
ES2341217-041	20-Nov-2023 15:58	0902_MW057_231120	✓
ES2341217-042	20-Nov-2023 15:51	0902_MW058_231120	✓
ES2341217-043	21-Nov-2023 13:45	0902_MW059_231121	✓
ES2341217-044	23-Nov-2023 08:15	0902_MW060_231123	✓
ES2341217-045	23-Nov-2023 08:10	0902_MW061_231123	✓
ES2341217-046	23-Nov-2023 08:58	0902_MW062_231123	✓
ES2341217-047	23-Nov-2023 08:44	0902_MW063_231123	✓
ES2341217-048	23-Nov-2023 11:20	0902_MW064_231123	✓
ES2341217-049	23-Nov-2023 10:31	0902_MW065_231123	✓
ES2341217-050	23-Nov-2023 11:05	0902_MW066_231123	✓
ES2341217-051	23-Nov-2023 09:38	0902_MW067_231123	✓
ES2341217-052	23-Nov-2023 08:31	0902_MW068_231123	✓
ES2341217-053	23-Nov-2023 09:50	0902_MW069_231123	✓
ES2341217-054	23-Nov-2023 09:23	0902_MW070_231123	✓
ES2341217-055	23-Nov-2023 09:16	0902_MW071_231123	✓
ES2341217-056	21-Nov-2023 11:45	0902_MW072_231121	✓
ES2341217-057	21-Nov-2023 11:35	0902_MW073_231121	✓
ES2341217-058	21-Nov-2023 11:38	0902_MW074_231121	✓
ES2341217-059	24-Nov-2023 14:04	0902_MW075_231124	✓
ES2341217-060	24-Nov-2023 13:27	0902_MW076_231124	✓
ES2341217-061	24-Nov-2023 13:44	0902_MW077_231124	✓
ES2341217-062	24-Nov-2023 14:32	0902_MW078_231124	✓
ES2341217-063	24-Nov-2023 10:34	0902_MW079_231124	✓
ES2341217-064	24-Nov-2023 09:53	0902_MW080_231124	✓
ES2341217-065	24-Nov-2023 10:56	0902_MW081_231124	✓
ES2341217-066	24-Nov-2023 12:09	0902_MW091_231124	✓
ES2341217-067	27-Nov-2023 09:24	0902_MW092_231127	✓
ES2341217-068	24-Nov-2023 10:07	0902_MW106_231124	✓
ES2341217-069	20-Nov-2023 15:18	0902_MW107D_231120	✓
ES2341217-070	20-Nov-2023 15:10	0902_MW107I_231120	✓
ES2341217-071	20-Nov-2023 14:03	0902_MW108_231120	✓
ES2341217-072	20-Nov-2023 10:41	0902_MW109_231120	✓
ES2341217-073	20-Nov-2023 11:45	0902_MW110_231120	✓
ES2341217-074	22-Nov-2023 08:54	0902_MW111_231122	✓
ES2341217-075	22-Nov-2023 09:11	0902_MW112_231122	✓
ES2341217-076	22-Nov-2023 10:11	0902_MW113_231122	✓

			WATER - EP231X PFAS - Full Suite (28 analytes)
ES2341217-077	22-Nov-2023 10:55	0902_MW114_231122	✓
ES2341217-078	23-Nov-2023 15:05	0902_MW143_231123	✓
ES2341217-079	24-Nov-2023 08:34	0902_MW144_231124	✓
ES2341217-080	20-Nov-2023 12:14	0902_QC100_231120	✓
ES2341217-081	20-Nov-2023 14:42	0902_QC101_231120	✓
ES2341217-082	22-Nov-2023 08:14	0902_QC102_231122	✓
ES2341217-083	23-Nov-2023 08:16	0902_QC105_231123	✓
ES2341217-084	23-Nov-2023 09:40	0902_QC106_231123	✓
ES2341217-085	23-Nov-2023 11:37	0902_QC107_231123	✓
ES2341217-086	24-Nov-2023 08:33	0902_QC109_231124	✓
ES2341217-087	24-Nov-2023 13:49	0902_QC111_231124	✓
ES2341217-088	20-Nov-2023 16:13	0902_QC300_231120	✓
ES2341217-089	21-Nov-2023 14:23	0902_QC301_231121	✓
ES2341217-090	23-Nov-2023 15:29	0902_QC302_231122	✓
ES2341217-091	23-Nov-2023 14:49	0902_QC303_231123	✓
ES2341217-092	24-Nov-2023 14:35	0902_QC304_231124	✓
ES2341217-093	27-Nov-2023 11:48	0902_QC305_231127	✓

Proactive Holding Time Report

Sample(s) have been received within the recommended holding times for the requested analysis.

Requested Deliverables

ACCOUNTS PAYABLE

- A4 - AU Tax Invoice (INV)	Email	AP_CustomerService.ANZ@aecom.com

DERP ESDAT REPORTS

- EDI Format - ESDAT (ESDAT)	Email	derp.labreports@esdat.com.au

GEOFF TREDINNICK

- *AU Certificate of Analysis - NATA (COA)	Email	Geoff.Tredinnick@aecom.com
- *AU Interpretive QC Report - DEFAULT (Anon QCI Rep) (QCI)	Email	Geoff.Tredinnick@aecom.com
- *AU QC Report - DEFAULT (Anon QC Rep) - NATA (QC)	Email	Geoff.Tredinnick@aecom.com
- A4 - AU Sample Receipt Notification - Environmental HT (SRN)	Email	Geoff.Tredinnick@aecom.com
- A4 - AU Tax Invoice (INV)	Email	Geoff.Tredinnick@aecom.com
- Chain of Custody (CoC) (COC)	Email	Geoff.Tredinnick@aecom.com
- EDI Format - ESDAT (ESDAT)	Email	Geoff.Tredinnick@aecom.com

JESSICA ROY

- *AU Certificate of Analysis - NATA (COA)	Email	jessica.roy@aecom.com
- *AU Interpretive QC Report - DEFAULT (Anon QCI Rep) (QCI)	Email	jessica.roy@aecom.com
- *AU QC Report - DEFAULT (Anon QC Rep) - NATA (QC)	Email	jessica.roy@aecom.com
- A4 - AU Sample Receipt Notification - Environmental HT (SRN)	Email	jessica.roy@aecom.com
- Chain of Custody (CoC) (COC)	Email	jessica.roy@aecom.com
- EDI Format - EQUIS V5 AECOM (EQUIS_V5_AECOM)	Email	jessica.roy@aecom.com
- EDI Format - ESDAT (ESDAT)	Email	jessica.roy@aecom.com

UPDATED COC

CHAIN OF CUSTODY

ALS COC#: **59870** *ALS Laboratory:* ES Sydney

RELINQUISHED BY:	RECEIVED BY:	RELINQUISHED BY:	RECEIVED BY:
DATE TIME:	DATE TIME: 28/11/23 1340	DATE TIME:	DATE TIME:

CLIENT: AECOMAU - AECOM Australia Pty Ltd

PROJECT: NSW_0902_PFASOMP_23

SITE: 0902

ORDER NO:

PROJECT MANAGER: Jessica Roy

PRIMARY SAMPLER: Nicola Tomlin

EMAIL REPORTS TO:

EMAIL INVOICES TO:

TURNAROUND REQUIREMENTS : 5 Days

Biohazard info:

CONTACT PH:

SAMPLER MOBILE:

QUOTE NO: SY/139/19 v4 60612562_5.1 / ES2021AECOMAU002 7

LABORATORY USE ONLY (Circle)

Custody Seal Intact? Yes No N/A

Free ice / frozen ice bricks present upon receipt? Yes No N/A

Random Sample Temperature on Receipt: °C

Other comments:

SAMPLE DETAILS							ANALYSIS REQUIRED		
SAMPLE	NAME	DESCRIPTION	DATE / TIME	MATRIX	TOTAL BOTTLES	ON HOLD	PFAS Waters - New Analysis WATER	ALTERNATIVE ANALYSIS	ADDITIONAL INFORMATION
001	0902_MW001_231122		22/11/2023 10:47 AM	WATER	ALS: 4 Non ALS: 0	No	X		
002	0902_MW002_231122		22/11/2023 10:05 AM	WATER	ALS: 4 Non ALS: 0	No	X		
003	0902_MW004_231122		22/11/2023 09:17 AM	WATER	ALS: 4 Non ALS: 0	No	X		
004	0902_MW005_231122		22/11/2023 08:45 AM	WATER	ALS: 4 Non ALS: 0	No	X		
005	0902_MW007_231121		21/11/2023 09:13 AM	WATER	ALS: 4 Non ALS: 0	No	X		
006	0902_MW008_231121		21/11/2023 08:16 AM	WATER	ALS: 4 Non ALS: 0	No	X		
007	0902_MW009_231121		21/11/2023 08:23 AM	WATER	ALS: 4 Non ALS: 0	No	X		

Environmental Division Sydney

Work Order Reference

ES2341217

Telephone : + 61-2-8784 8555

CHAIN OF CUSTODY

ALS COC#: **59870** *ALS Laboratory:* ES Sydney

RELINQUISHED BY:	RECEIVED BY:	RELINQUISHED BY:	RECEIVED BY:
DATE TIME:	DATE TIME:	DATE TIME:	DATE TIME:

CLIENT: AECOMAU - AECOM Australia Pty Ltd

PROJECT: NSW_0902_PFASOMP_23

SITE: 0902

ORDER NO:

PROJECT MANAGER: Jessica Roy

PRIMARY SAMPLER: Nicola Tomlin

EMAIL REPORTS TO:

EMAIL INVOICES TO:

TURNAROUND REQUIREMENTS : 5 Days

Biohazard info:

CONTACT PH: SAMPLER MOBILE:

QUOTE NO: SY/139/19 v4 60612562_5.1 / ES2021AECOMAU002 7

LABORATORY USE ONLY (Circle)

Custody Seal intact?	Yes	No	N/A
Free ice / frozen ice bricks present upon receipt?	Yes	No	N/A
Random Sample Temperature on Receipt:		°C	

Other comments:

SAMPLE DETAILS							ANALYSIS REQUIRED		
SAMPLE	NAME	DESCRIPTION	DATE / TIME	MATRIX	TOTAL BOTTLES	ON HOLD	PFAS Waters - New Analysis WATER	ALTERNATIVE ANALYSIS	ADDITIONAL INFORMATION
008	0902_MW010_231121		21/11/2023 08:30 AM	WATER	ALS: 4 Non ALS: 0	No	X		
009	0902_MW012_231122		22/11/2023 12:52 PM	WATER	ALS: 4 Non ALS: 0	No	X		
010	0902_MW013_231122		22/11/2023 01:53 PM	WATER	ALS: 4 Non ALS: 0	No	X		
011	0902_MW014_231122		22/11/2023 02:47 PM	WATER	ALS: 4 Non ALS: 0	No	X		
012	0902_MW015_231122		22/11/2023 03:10 PM	WATER	ALS: 4 Non ALS: 0	No	X		
013	0902_MW016_231122		22/11/2023 08:13 AM	WATER	ALS: 4 Non ALS: 0	No	X		
014	0902_MW017_231122		22/11/2023 02:19 PM	WATER	ALS: 4 Non ALS: 0	No	X		

CHAIN OF CUSTODY

ALS COC#: **59870** *ALS Laboratory:* ES Sydney

RELINQUISHED BY:	RECEIVED BY:	RELINQUISHED BY:	RECEIVED BY:
DATE TIME:	DATE TIME:	DATE TIME:	DATE TIME:

CLIENT: AECOMAU - AECOM Australia Pty Ltd

PROJECT: NSW_0902_PFASOMP_23

SITE: 0902

ORDER NO:

PROJECT MANAGER: Jessica Roy

PRIMARY SAMPLER: Nicola Tomlin

EMAIL REPORTS TO:

EMAIL INVOICES TO:

TURNAROUND REQUIREMENTS : 5 Days

Biohazard info:

CONTACT PH: SAMPLER MOBILE:

QUOTE NO: SY/139/19 v4 60612562_5.1 / ES2021AECOMAU0027

LABORATORY USE ONLY (Circle)

Custody Seal intact? Yes No N/A

Free ice / frozen ice bricks present upon receipt? Yes No N/A

Random Sample Temperature on Receipt: °C

Other comments:

SAMPLE DETAILS							ANALYSIS REQUIRED		
SAMPLE	NAME	DESCRIPTION	DATE / TIME	MATRIX	TOTAL BOTTLES	ON HOLD	PFAS Waters - New Analysis WATER	ALTERNATIVE ANALYSIS	ADDITIONAL INFORMATION
015	0902_MW020_231120		20/11/2023 11:56 AM	WATER	ALS: 4 Non ALS: 0	No	X		
016	0902_MW021_231120		20/11/2023 12:14 PM	WATER	ALS: 4 Non ALS: 0	No	X		
017	0902_MW022_231123		23/11/2023 01:35 PM	WATER	ALS: 4 Non ALS: 0	No	X		
018	0902_MW023_231120		20/11/2023 11:23 AM	WATER	ALS: 4 Non ALS: 0	No	X		
019	0902_MW024_231121		21/11/2023 10:15 AM	WATER	ALS: 4 Non ALS: 0	No	X		
020	0902_MW025_231123		23/11/2023 12:03 PM	WATER	ALS: 4 Non ALS: 0	No	X		
021	0902_MW026_231123		23/11/2023 10:06 AM	WATER	ALS: 4 Non ALS: 0	No	X		

CHAIN OF CUSTODY

ALS COC#: **59870** *ALS Laboratory:* ES Sydney

RELINQUISHED BY:	RECEIVED BY:	RELINQUISHED BY:	RECEIVED BY:
DATE TIME:	DATE TIME:	DATE TIME:	DATE TIME:

CLIENT: AECOMAU - AECOM Australia Pty Ltd

PROJECT: NSW_0902_PFASOMP_23

SITE: 0902

ORDER NO:

PROJECT MANAGER: Jessica Roy

PRIMARY SAMPLER: Nicola Tomlin

EMAIL REPORTS TO:

EMAIL INVOICES TO:

TURNAROUND REQUIREMENTS : 5 Days

Biohazard info:

CONTACT PH: SAMPLER MOBILE:

QUOTE NO: SY/139/19 v4 60612562_5.1 / ES2021AECOMAU002 7

LABORATORY USE ONLY (Circle)

Custody Seal intact? Yes No N/A

Free ice / frozen ice bricks present upon receipt? Yes No N/A

Random Sample Temperature on Receipt: °C

Other comments:

SAMPLE DETAILS							ANALYSIS REQUIRED		
SAMPLE	NAME	DESCRIPTION	DATE / TIME	MATRIX	TOTAL BOTTLES	ON HOLD	PFAS Waters - New Analysis WATER	ALTERNATIVE ANALYSIS	ADDITIONAL INFORMATION
022	0902_MW028_231121		21/11/2023 10:03 AM	WATER	ALS: 4 Non ALS: 0	No	X		
023	0902_MW030_231120		20/11/2023 02:15 PM	WATER	ALS: 4 Non ALS: 0	No	X		
024	0902_MW032_231121		21/11/2023 11:23 AM	WATER	ALS: 4 Non ALS: 0	No	X		
025	0902_MW033_231121		21/11/2023 11:15 AM	WATER	ALS: 4 Non ALS: 0	No	X		
026	0902_MW034_231121		21/11/2023 11:30 AM	WATER	ALS: 4 Non ALS: 0	No	X		
027	0902_MW036_231120		20/11/2023 12:45 PM	WATER	ALS: 4 Non ALS: 0	No	X		
028	0902_MW040_231121		21/11/2023 08:08 AM	WATER	ALS: 4 Non ALS: 0	No	X		

CHAIN OF CUSTODY

ALS COC#: 59870 ALS Laboratory: ES Sydney

RELINQUISHED BY:	RECEIVED BY:	RELINQUISHED BY:	RECEIVED BY:
DATE TIME:	DATE TIME:	DATE TIME:	DATE TIME:

CLIENT: AECOMAU - AECOM Australia Pty Ltd

PROJECT: NSW_0902_PFASOMP_23

SITE: 0902

ORDER NO:

PROJECT MANAGER: Jessica Roy

PRIMARY SAMPLER: Nicola Tomlin

EMAIL REPORTS TO:

EMAIL INVOICES TO:

TURNAROUND REQUIREMENTS : 5 Days

Biohazard info:

CONTACT PH: SAMPLER MOBILE:

QUOTE NO: SY/139/19 v4 60612562_5.1 / ES2021AECOMAU0027

LABORATORY USE ONLY (Circle)

Custody Seal intact? Yes No N/A

Free ice / frozen ice bricks present upon receipt? Yes No N/A

Random Sample Temperature on Receipt: C

Other comments:

SAMPLE DETAILS							ANALYSIS REQUIRED		
SAMPLE	NAME	DESCRIPTION	DATE / TIME	MATRIX	TOTAL BOTTLES	ON HOLD	PFAS Waters - New Analysis WATER	ALTERNATIVE ANALYSIS	ADDITIONAL INFORMATION
029	0902_MW041_231121		21/11/2023 08:41 AM	WATER	ALS: 4 Non ALS: 0	No	X		
030	0902_MW042_231121		21/11/2023 02:10 PM	WATER	ALS: 4 Non ALS: 0	No	X		
031	0902_MW043_231121		21/11/2023 09:02 AM	WATER	ALS: 4 Non ALS: 0	No	X		
032	0902_MW045_231123		23/11/2023 11:39 AM	WATER	ALS: 4 Non ALS: 0	No	X		
033	0902_MW046_231123		23/11/2023 11:51 AM	WATER	ALS: 4 Non ALS: 0	No	X		
034	0902_MW047_231121		21/11/2023 02:21 PM	WATER	ALS: 4 Non ALS: 0	No	X		
035	0902_MW048_231121		21/11/2023 09:22 AM	WATER	ALS: 4 Non ALS: 0	No	X		

CHAIN OF CUSTODY

ALS COC#: 59870 ALS Laboratory: ES Sydney

RELINQUISHED BY:	RECEIVED BY:	RELINQUISHED BY:	RECEIVED BY:
DATE TIME:	DATE TIME:	DATE TIME:	DATE TIME:

CLIENT: AECOMAU - AECOM Australia Pty Ltd

PROJECT: NSW_0902_PFASOMP_23

SITE: 0902

ORDER NO:

PROJECT MANAGER: Jessica Roy

PRIMARY SAMPLER: Nicola Tomlin

EMAIL REPORTS TO:

EMAIL INVOICES TO:

TURNAROUND REQUIREMENTS: 5 Days

Biohazard info:

CONTACT PH: SAMPLER MOBILE:

QUOTE NO: SY/139/19 v4 60612562_5.1 / ES2021AECOMAU002 7

LABORATORY USE ONLY (Circle)

Custody Seal intact?	Yes	No	N/A
Free ice / frozen ice bricks present upon receipt?	Yes	No	N/A
Random Sample Temperature on Receipt:		°C	

Other comments:

SAMPLE DETAILS							ANALYSIS REQUIRED		
SAMPLE	NAME	DESCRIPTION	DATE / TIME	MATRIX	TOTAL BOTTLES	ON HOLD	PFAS Waters - New Analysis WATER	ALTERNATIVE ANALYSIS	ADDITIONAL INFORMATION
036	0902_MW050_231121		21/11/2023 09:52 AM	WATER	ALS: 4 Non ALS: 0	No	X		
037	0902_MW051_231121		21/11/2023 09:45 AM	WATER	ALS: 4 Non ALS: 0	No	X		
038	0902_MW052_231121		21/11/2023 09:39 AM	WATER	ALS: 4 Non ALS: 0	No	X		
039	0902_MW053_231120		20/11/2023 02:25 PM	WATER	ALS: 4 Non ALS: 0	No	X		
040	0902_MW056_231120		20/11/2023 02:40 PM	WATER	ALS: 4 Non ALS: 0	No	X		
041	0902_MW057_231120		20/11/2023 03:58 PM	WATER	ALS: 4 Non ALS: 0	No	X		
042	0902_MW058_231120		20/11/2023 03:51 PM	WATER	ALS: 4 Non ALS: 0	No	X		

CHAIN OF CUSTODY

ALS COC#: **59870** *ALS Laboratory:* ES Sydney

RELINQUISHED BY:	RECEIVED BY:	RELINQUISHED BY:	RECEIVED BY:
DATE TIME:	DATE TIME:	DATE TIME:	DATE TIME:

CLIENT: AECOMAU - AECOM Australia Pty Ltd

PROJECT: NSW_0902_PFASOMP_23

SITE: 0902

ORDER NO:

PROJECT MANAGER: Jessica Roy

PRIMARY SAMPLER: Nicola Tomlin

EMAIL REPORTS TO:

EMAIL INVOICES TO:

TURNAROUND REQUIREMENTS : 5 Days

Biohazard info:

CONTACT PH: SAMPLER MOBILE:

QUOTE NO: SY/139/19 v4 60612562_5.1 / ES2021AECOMAU002 7

LABORATORY USE ONLY (Circle)

Custody Seal intact? Yes No N/A

Free ice / frozen ice bricks present upon receipt? Yes No N/A

Random Sample Temperature on Receipt: °C

Other comments:

SAMPLE DETAILS							ANALYSIS REQUIRED		
SAMPLE	NAME	DESCRIPTION	DATE / TIME	MATRIX	TOTAL BOTTLES	ON HOLD	PFAS Waters - New Analysis WATER	ALTERNATIVE ANALYSIS	ADDITIONAL INFORMATION
043	0902_MW059_231121		21/11/2023 01:45 PM	WATER	ALS: 4 Non ALS: 0	No	X		
044	0902_MW060_231123		23/11/2023 08:15 AM	WATER	ALS: 4 Non ALS: 0	No	X		
045	0902_MW061_231123		23/11/2023 08:10 AM	WATER	ALS: 4 Non ALS: 0	No	X		
046	0902_MW062_231123		23/11/2023 08:58 AM	WATER	ALS: 2 Non ALS: 0	No	X		
047	0902_MW063_231123		23/11/2023 08:44 AM	WATER	ALS: 4 Non ALS: 0	No	X		
048	0902_MW064_231123		23/11/2023 11:20 AM	WATER	ALS: 4 Non ALS: 0	No	X		
049	0902_MW065_231123		23/11/2023 10:31 AM	WATER	ALS: 4 Non ALS: 0	No	X		

CHAIN OF CUSTODY

ALS COC#: 59870 ALS Laboratory: ES Sydney

RELINQUISHED BY:	RECEIVED BY:	RELINQUISHED BY:	RECEIVED BY:
DATE TIME:	DATE TIME:	DATE TIME:	DATE TIME:

CLIENT: AECOMAU - AECOM Australia Pty Ltd

PROJECT: NSW_0902_PFASOMP_23

SITE: 0902

ORDER NO:

PROJECT MANAGER: Jessica Roy

PRIMARY SAMPLER: Nicola Tomlin

EMAIL REPORTS TO:

EMAIL INVOICES TO:

TURNAROUND REQUIREMENTS : 5 Days

Biohazard info:

CONTACT PH: SAMPLER MOBILE:

QUOTE NO: SY/139/19 v4 60612562_5.1 / ES2021AECOMAU0027

LABORATORY USE ONLY (Circle)

Custody Seal intact? Yes No N/A

Free ice / frozen ice bricks present upon receipt? Yes No N/A

Random Sample Temperature on Receipt: °C

Other comments:

SAMPLE DETAILS							ANALYSIS REQUIRED		
SAMPLE	NAME	DESCRIPTION	DATE / TIME	MATRIX	TOTAL BOTTLES	ON HOLD	PFAS Waters - New Analysis WATER	ALTERNATIVE ANALYSIS	ADDITIONAL INFORMATION
050	0902_MW066_231123		23/11/2023 11:05 AM	WATER	ALS: 4 Non ALS: 0	No	X		
051	0902_MW067_231123		23/11/2023 09:38 AM	WATER	ALS: 4 Non ALS: 0	No	X		
052	0902_MW068_231123		23/11/2023 08:31 AM	WATER	ALS: 4 Non ALS: 0	No	X		
053	0902_MW069_231123		23/11/2023 09:50 AM	WATER	ALS: 4 Non ALS: 0	No	X		
054	0902_MW070_231123		23/11/2023 09:23 AM	WATER	ALS: 2 Non ALS: 0	No	X		
055	0902_MW071_231123		23/11/2023 09:16 AM	WATER	ALS: 4 Non ALS: 0	No	X		
056	0902_MW072_231121		21/11/2023 11:45 AM	WATER	ALS: 4 Non ALS: 0	No	X		

CHAIN OF CUSTODY

ALS COC#: **59870** *ALS Laboratory:* ES Sydney

RELINQUISHED BY:	RECEIVED BY:	RELINQUISHED BY:	RECEIVED BY:
DATE TIME:	DATE TIME:	DATE TIME:	DATE TIME:

CLIENT: AECOMAU - AECOM Australia Pty Ltd

PROJECT: NSW_0902_PFASOMP_23

SITE: 0902

ORDER NO:

PROJECT MANAGER: Jessica Roy

PRIMARY SAMPLER: Nicola Tomlin

EMAIL REPORTS TO:

EMAIL INVOICES TO:

TURNAROUND REQUIREMENTS : 5 Days

Biohazard info:

CONTACT PH: SAMPLER MOBILE:

QUOTE NO: SY/139/19 v4 60612562_5.1 / ES2021AECOMAU0027

LABORATORY USE ONLY (Circle)

Custody Seal intact?	Yes	No	N/A
Free ice / frozen ice bricks present upon receipt?	Yes	No	N/A
Random Sample Temperature on Receipt:		°C	

Other comments:

SAMPLE DETAILS							ANALYSIS REQUIRED		
SAMPLE	NAME	DESCRIPTION	DATE / TIME	MATRIX	TOTAL BOTTLES	ON HOLD	PFAS Waters - New Analysis WATER	ALTERNATIVE ANALYSIS	ADDITIONAL INFORMATION
057	0902_MW073_231121		21/11/2023 11:35 AM	WATER	ALS: 4 Non ALS: 0	No	X		
058	0902_MW074_231121		21/11/2023 11:38 AM	WATER	ALS: 4 Non ALS: 0	No	X		
059	0902_MW075_231124		24/11/2023 02:04 PM	WATER	ALS: 4 Non ALS: 0	No	X		
060	0902_MW076_231124		24/11/2023 01:27 PM	WATER	ALS: 4 Non ALS: 0	No	X		
061	0902_MW077_231124		24/11/2023 01:44 PM	WATER	ALS: 4 Non ALS: 0	No	X		
062	0902_MW078_231124		24/11/2023 02:32 PM	WATER	ALS: 4 Non ALS: 0	No	X		
063	0902_MW079_231124		24/11/2023 10:34 AM	WATER	ALS: 4 Non ALS: 0	No	X		

CHAIN OF CUSTODY

ALS COC#: **59870** *ALS Laboratory:* ES Sydney

RELINQUISHED BY:	RECEIVED BY:	RELINQUISHED BY:	RECEIVED BY:
DATE TIME:	DATE TIME:	DATE TIME:	DATE TIME:

CLIENT: AECOMAU - AECOM Australia Pty Ltd

PROJECT: NSW_0902_PFASOMP_23

SITE: 0902

ORDER NO:

PROJECT MANAGER: Jessica Roy

PRIMARY SAMPLER: Nicola Tomlin

EMAIL REPORTS TO:

EMAIL INVOICES TO:

TURNAROUND REQUIREMENTS: 5 Days

Biohazard info:

CONTACT PH: SAMPLER MOBILE:

QUOTE NO: SY/139/19 v4 60612562_5.1 / ES2021AECOMAU002 7

LABORATORY USE ONLY (Circle)

Custody Seal intact? Yes No N/A

Free ice / frozen ice bricks present upon receipt? Yes No N/A

Random Sample Temperature on Receipt: °C

Other comments:

SAMPLE DETAILS							ANALYSIS REQUIRED		
SAMPLE	NAME	DESCRIPTION	DATE / TIME	MATRIX	TOTAL BOTTLES	ON HOLD	PFAS Waters - New Analysis WATER	ALTERNATIVE ANALYSIS	ADDITIONAL INFORMATION
064	0902_MW080_231124		24/11/2023 09:53 AM	WATER	ALS: 4 Non ALS: 0	No	X		
065	0902_MW081_231124		24/11/2023 10:56 AM	WATER	ALS: 4 Non ALS: 0	No	X		
066	0902_MW091_231124		24/11/2023 12:09 PM	WATER	ALS: 4 Non ALS: 0	No	X		
067	0902_MW092_231127		27/11/2023 09:24 AM	WATER	ALS: 4 Non ALS: 0	No	X		
068	0902_MW106_231124		24/11/2023 10:07 AM	WATER	ALS: 4 Non ALS: 0	No	X		
069	0902_MW107D_231120		20/11/2023 03:18 PM	WATER	ALS: 4 Non ALS: 0	No	X		
070	0902_MW107I_231120		20/11/2023 03:10 PM	WATER	ALS: 4 Non ALS: 0	No	X		

CHAIN OF CUSTODY

ALS COC#: **59870** *ALS Laboratory:* ES Sydney

RELINQUISHED BY:	RECEIVED BY:	RELINQUISHED BY:	RECEIVED BY:
DATE TIME:	DATE TIME:	DATE TIME:	DATE TIME:

CLIENT: AECOMAU - AECOM Australia Pty Ltd

PROJECT: NSW_0902_PFASOMP_23

SITE: 0902

ORDER NO:

PROJECT MANAGER: Jessica Roy

PRIMARY SAMPLER: Nicola Tomlin

EMAIL REPORTS TO:

EMAIL INVOICES TO:

TURNAROUND REQUIREMENTS : 5 Days

Biohazard info:

CONTACT PH: SAMPLER MOBILE:

QUOTE NO: SY/139/19 v4 60612562_5.1 / ES2021AECOMAU002 7

LABORATORY USE ONLY (Circle)

Custody Seal intact? Yes No N/A

Free ice / frozen ice bricks present upon receipt? Yes No N/A

Random Sample Temperature on Receipt: °C

Other comments:

SAMPLE DETAILS							ANALYSIS REQUIRED		
SAMPLE	NAME	DESCRIPTION	DATE / TIME	MATRIX	TOTAL BOTTLES	ON HOLD	PFAS Waters - New Analysis WATER	ALTERNATIVE ANALYSIS	ADDITIONAL INFORMATION
071	0902_MW108_231120		20/11/2023 02:03 PM	WATER	ALS: 4 Non ALS: 0	No	X		
072	0902_MW109_231120		20/11/2023 10:41 AM	WATER	ALS: 4 Non ALS: 0	No	X		
073	0902_MW110_231120		20/11/2023 11:45 AM	WATER	ALS: 4 Non ALS: 0	No	X		
074	0902_MW111_231122		22/11/2023 08:54 AM	WATER	ALS: 4 Non ALS: 0	No	X		
075	0902_MW112_231122		22/11/2023 09:11 AM	WATER	ALS: 4 Non ALS: 0	No	X		
076	0902_MW113_231122		22/11/2023 10:11 AM	WATER	ALS: 4 Non ALS: 0	No	X		
077	0902_MW114_231122		22/11/2023 10:55 AM	WATER	ALS: 4 Non ALS: 0	No	X		

CHAIN OF CUSTODY

ALS COC#: **59870** *ALS Laboratory:* ES Sydney

RELINQUISHED BY:	RECEIVED BY:	RELINQUISHED BY:	RECEIVED BY:
DATE TIME:	DATE TIME:	DATE TIME:	DATE TIME:

CLIENT: AECOMAU - AECOM Australia Pty Ltd

PROJECT: NSW_0902_PFASOMP_23

SITE: 0902

ORDER NO:

PROJECT MANAGER: Jessica Roy

PRIMARY SAMPLER: Nicola Tomlin

EMAIL REPORTS TO:

EMAIL INVOICES TO:

TURNAROUND REQUIREMENTS : 5 Days

Biohazard info:

CONTACT PH: SAMPLER MOBILE:

QUOTE NO: SY/139/19 v4 60612562_5.1 / ES2021AECOMAU0027

LABORATORY USE ONLY (Circle)

Custody Seal intact? Yes No N/A

Free ice / frozen ice bricks present upon receipt? Yes No N/A

Random Sample Temperature on Receipt: °C

Other comments:

SAMPLE DETAILS							ANALYSIS REQUIRED		
SAMPLE	NAME	DESCRIPTION	DATE / TIME	MATRIX	TOTAL BOTTLES	ON HOLD	PFAS Waters - New Analysis WATER	ALTERNATIVE ANALYSIS	ADDITIONAL INFORMATION
078	0902_MW143_231123		23/11/2023 03:05 PM	WATER	ALS: 4 Non ALS: 0	No	X		
079	0902_MW144_231124		24/11/2023 08:34 AM	WATER	ALS: 4 Non ALS: 0	No	X		
080	0902_QC100_231120		20/11/2023 12:14 PM	WATER	ALS: 4 Non ALS: 0	No	X		
081	0902_QC101_231120		20/11/2023 02:42 PM	WATER	ALS: 4 Non ALS: 0	No	X		
082	0902_QC102_231122		22/11/2023 08:14 AM	WATER	ALS: 4 Non ALS: 0	No	X		
083	0902_QC105_231123		23/11/2023 08:16 AM	WATER	ALS: 4 Non ALS: 0	No	X		
084	0902_QC106_231123		23/11/2023 09:40 AM	WATER	ALS: 4 Non ALS: 0	No	X		

CHAIN OF CUSTODY

ALS COC#: 59870 ALS Laboratory: ES Sydney

RELINQUISHED BY:	RECEIVED BY:	RELINQUISHED BY:	RECEIVED BY:
DATE TIME:	DATE TIME:	DATE TIME:	DATE TIME:

CLIENT: AECOMAU - AECOM Australia Pty Ltd

PROJECT: NSW_0902_PFASOMP_23

SITE: 0902

ORDER NO:

PROJECT MANAGER: Jessica Roy

PRIMARY SAMPLER: Nicola Tomlin

EMAIL REPORTS TO:

EMAIL INVOICES TO:

TURNAROUND REQUIREMENTS: 5 Days

Biohazard info:

CONTACT PH: SAMPLER MOBILE:

QUOTE NO: SY/139/19 v4 60612562_5.1 / ES2021AECOMAU0027

LABORATORY USE ONLY (Circle)

Custody Seal intact? Yes No N/A

Free ice / frozen ice bricks present upon receipt? Yes No N/A

Random Sample Temperature on Receipt: °C

Other comments:

SAMPLE DETAILS							ANALYSIS REQUIRED		
SAMPLE	NAME	DESCRIPTION	DATE / TIME	MATRIX	TOTAL BOTTLES	ON HOLD	PFAS Waters - New Analysis WATER	ALTERNATIVE ANALYSIS	ADDITIONAL INFORMATION
085	0902_QC107_231123		23/11/2023 11:37 AM	WATER	ALS: 4 Non ALS: 0	No	X		
086	0902_QC109_231124		24/11/2023 08:33 AM	WATER	ALS: 4 Non ALS: 0	No	X		
087	0902_QC111_231124		24/11/2023 01:49 PM	WATER	ALS: 4 Non ALS: 0	No	X		
088	0902_QC300_231120		23/11/2023 04:13 PM	WATER	ALS: 2 Non ALS: 0	No	X		
089	0902_QC301_231121		23/11/2023 02:23 PM	WATER	ALS: 2 Non ALS: 0	No	X		
090	0902_QC302_231122		23/11/2023 03:29 PM	WATER	ALS: 2 Non ALS: 0	No	X		
091	0902_QC303_231123		23/11/2023 02:49 PM	WATER	ALS: 2 Non ALS: 0	No	X		

CHAIN OF CUSTODY

ALS COC#: **59870** *ALS Laboratory:* ES Sydney

RELINQUISHED BY:	RECEIVED BY:	RELINQUISHED BY:	RECEIVED BY:
DATE TIME:	DATE TIME:	DATE TIME:	DATE TIME:

CLIENT: AECOMAU - AECOM Australia Pty Ltd

PROJECT: NSW_0902_PFASOMP_23

SITE: 0902

ORDER NO:

PROJECT MANAGER: Jessica Roy

PRIMARY SAMPLER: Nicola Tomlin

EMAIL REPORTS TO:

EMAIL INVOICES TO:

TURNAROUND REQUIREMENTS : 5 Days

Biohazard Info:

CONTACT PH: SAMPLER MOBILE:

QUOTE NO: SY/139/19 v4 60612562_5.1 / ES2021AECOMAU002 7

LABORATORY USE ONLY (Circle)

Custody Seal intact? Yes No N/A

Free ice / frozen ice bricks present upon receipt? Yes No N/A

Random Sample Temperature on Receipt: °C

Other comments:

SAMPLE DETAILS							ANALYSIS REQUIRED		
SAMPLE	NAME	DESCRIPTION	DATE / TIME	MATRIX	TOTAL BOTTLES	ON HOLD	PFAS Waters - New Analysis WATER	ALTERNATIVE ANALYSIS	ADDITIONAL INFORMATION
092	0902_QC304_231124		24/11/2023 02:35 PM	WATER	ALS: 2 Non ALS: 0	No	X		
093	0902_QC305_231127		27/11/2023 11:48 AM	WATER	ALS: 2 Non ALS: 0	No	X		

CHAIN OF CUSTODY

ALS COC#: **59870** *ALS Laboratory:* ES Sydney

RELINQUISHED BY:	RECEIVED BY:	RELINQUISHED BY:	RECEIVED BY:
DATE TIME:	DATE TIME:	DATE TIME:	DATE TIME:

CLIENT: AECOMAU - AECOM Australia Pty Ltd

PROJECT: NSW_0902_PFASOMP_23

SITE: 0902

ORDER NO:

PROJECT MANAGER: Jessica Roy

PRIMARY SAMPLER: Nicola Tomlin

EMAIL REPORTS TO:

EMAIL INVOICES TO:

TURNAROUND REQUIREMENTS : 5 Days

Biohazard info:

CONTACT PH: SAMPLER MOBILE:

QUOTE NO: SY/139/19 v4 60612562_5.1 / ES2021AECOMAU0027

LABORATORY USE ONLY (Circle)

Custody Seal intact? Yes No N/A

Free ice / frozen ice bricks present upon receipt? Yes No N/A

Random Sample Temperature on Receipt: C

Other comments:

SAMPLE	SAMPLE NAME	BOTTLE NAME	VOLUME	BARCODE	TYPE	FILTERED	REASON
001	0902_MW001_231122	HDPE (no PTFE)	20 mL	00352309041242	Grey	No	
001	0902_MW001_231122	HDPE (no PTFE)	20 mL	00352309041205	Grey	No	
001	0902_MW001_231122	HDPE (no PTFE)	20 mL	00352309041357	Grey	No	
001	0902_MW001_231122	HDPE (no PTFE)	20 mL	00352309041338	Grey	No	
002	0902_MW002_231122	HDPE (no PTFE)	20 mL	00352309041261	Grey	No	
002	0902_MW002_231122	HDPE (no PTFE)	20 mL	00352309041274	Grey	No	
002	0902_MW002_231122	HDPE (no PTFE)	20 mL	00352309041307	Grey	No	
002	0902_MW002_231122	HDPE (no PTFE)	20 mL	00352309041355	Grey	No	
003	0902_MW004_231122	HDPE (no PTFE)	20 mL	00352309041472	Grey	No	
003	0902_MW004_231122	HDPE (no PTFE)	20 mL	00352309041246	Grey	No	
003	0902_MW004_231122	HDPE (no PTFE)	20 mL	00352309041218	Grey	No	
003	0902_MW004_231122	HDPE (no PTFE)	20 mL	00352309041282	Grey	No	
004	0902_MW005_231122	HDPE (no PTFE)	20 mL	00351221023002	Grey	No	
004	0902_MW005_231122	HDPE (no PTFE)	20 mL	00351221023057	Grey	No	
004	0902_MW005_231122	HDPE (no PTFE)	20 mL	00351221022882	Grey	No	
004	0902_MW005_231122	HDPE (no PTFE)	20 mL	00351221022821	Grey	No	
005	0902_MW007_231121	HDPE (no PTFE)	20 mL	00351221023037	Grey	No	
005	0902_MW007_231121	HDPE (no PTFE)	20 mL	00351221023075	Grey	No	
005	0902_MW007_231121	HDPE (no PTFE)	20 mL	00351221023033	Grey	No	
005	0902_MW007_231121	HDPE (no PTFE)	20 mL	00351221023042	Grey	No	
006	0902_MW008_231121	HDPE (no PTFE)	20 mL	00351221022982	Grey	No	
006	0902_MW008_231121	HDPE (no PTFE)	20 mL	00351221022935	Grey	No	
006	0902_MW008_231121	HDPE (no PTFE)	20 mL	00351221023007	Grey	No	
006	0902_MW008_231121	HDPE (no PTFE)	20 mL	00351221023072	Grey	No	
007	0902_MW009_231121	HDPE (no PTFE)	20 mL	00351221022904	Grey	No	
007	0902_MW009_231121	HDPE (no PTFE)	20 mL	00351221023052	Grey	No	

CHAIN OF CUSTODY

ALS COC#: 59870 ALS Laboratory: ES Sydney

RELINQUISHED BY:	RECEIVED BY:	RELINQUISHED BY:	RECEIVED BY:
DATE TIME:	DATE TIME:	DATE TIME:	DATE TIME:

CLIENT: AECOMAU - AECOM Australia Pty Ltd

PROJECT: NSW_0902_PFASOMP_23

SITE: 0902

ORDER NO:

PROJECT MANAGER: Jessica Roy

PRIMARY SAMPLER: Nicola Tomlin

EMAIL REPORTS TO:

EMAIL INVOICES TO:

TURNAROUND REQUIREMENTS: 5 Days

Biohazard info:

CONTACT PH: SAMPLER MOBILE:

QUOTE NO: SY/139/19 v4 60612562_5.1 / ES2021AECOMAU0027

LABORATORY USE ONLY (Circle)

Custody Seal intact? Yes No N/A

Free ice / frozen ice bricks present upon receipt? Yes No N/A

Random Sample Temperature on Receipt: °C

Other comments:

007	0902_MW009_231121	HDPE (no PTFE)	20 mL	00351221022859	Grey	No	
007	0902_MW009_231121	HDPE (no PTFE)	20 mL	00351221022928	Grey	No	
008	0902_MW010_231121	HDPE (no PTFE)	20 mL	00351221023040	Grey	No	
008	0902_MW010_231121	HDPE (no PTFE)	20 mL	00351221023051	Grey	No	
008	0902_MW010_231121	HDPE (no PTFE)	20 mL	00351221022951	Grey	No	
008	0902_MW010_231121	HDPE (no PTFE)	20 mL	00351221023009	Grey	No	
009	0902_MW012_231122	HDPE (no PTFE)	20 mL	00352309041279	Grey	No	
009	0902_MW012_231122	HDPE (no PTFE)	20 mL	00352309041252	Grey	No	
009	0902_MW012_231122	HDPE (no PTFE)	20 mL	00352309041386	Grey	No	
009	0902_MW012_231122	HDPE (no PTFE)	20 mL	00352309041300	Grey	No	
010	0902_MW013_231122	HDPE (no PTFE)	20 mL	00352309041303	Grey	No	
010	0902_MW013_231122	HDPE (no PTFE)	20 mL	00352309041398	Grey	No	
010	0902_MW013_231122	HDPE (no PTFE)	20 mL	00352309041365	Grey	No	
010	0902_MW013_231122	HDPE (no PTFE)	20 mL	00352309041413	Grey	No	
011	0902_MW014_231122	HDPE (no PTFE)	20 mL	00352309041203	Grey	No	
011	0902_MW014_231122	HDPE (no PTFE)	20 mL	00352309041305	Grey	No	
011	0902_MW014_231122	HDPE (no PTFE)	20 mL	00352309041186	Grey	No	
011	0902_MW014_231122	HDPE (no PTFE)	20 mL	00352309041449	Grey	No	
012	0902_MW015_231122	HDPE (no PTFE)	20 mL	00352309041277	Grey	No	
012	0902_MW015_231122	HDPE (no PTFE)	20 mL	00352309041371	Grey	No	
012	0902_MW015_231122	HDPE (no PTFE)	20 mL	00352309041268	Grey	No	
012	0902_MW015_231122	HDPE (no PTFE)	20 mL	00352309041290	Grey	No	
013	0902_MW016_231122	HDPE (no PTFE)	20 mL	00351221022960	Grey	No	
013	0902_MW016_231122	HDPE (no PTFE)	20 mL	00351221023053	Grey	No	
013	0902_MW016_231122	HDPE (no PTFE)	20 mL	00351221022992	Grey	No	
013	0902_MW016_231122	HDPE (no PTFE)	20 mL	00351221022990	Grey	No	
014	0902_MW017_231122	HDPE (no PTFE)	20 mL	00352309041195	Grey	No	

CHAIN OF CUSTODY

ALS COC#: **59870** *ALS Laboratory:* ES Sydney

RELINQUISHED BY:	RECEIVED BY:	RELINQUISHED BY:	RECEIVED BY:
DATE TIME:	DATE TIME:	DATE TIME:	DATE TIME:

CLIENT: AECOMAU - AECOM Australia Pty Ltd

PROJECT: NSW_0902_PFASOMP_23

SITE: 0902

ORDER NO:

PROJECT MANAGER: Jessica Roy

PRIMARY SAMPLER: Nicola Tomlin

EMAIL REPORTS TO:

EMAIL INVOICES TO:

TURNAROUND REQUIREMENTS : 5 Days

Biohazard info:

CONTACT PH: SAMPLER MOBILE:

QUOTE NO: SY/139/19 v4 60612562_5.1 / ES2021AECOMAU0027

LABORATORY USE ONLY (Circle)

Custody Seal intact? Yes No N/A

Free ice / frozen ice bricks present upon receipt? Yes No N/A

Random Sample Temperature on Receipt: °C

Other comments:

014	0902_MW017_231122	HDPE (no PTFE)	20 mL	00352309041435	Grey	No	
014	0902_MW017_231122	HDPE (no PTFE)	20 mL	00352309041434	Grey	No	
014	0902_MW017_231122	HDPE (no PTFE)	20 mL	00352309041197	Grey	No	
015	0902_MW020_231120	HDPE (no PTFE)	20 mL	00351221023077	Grey	No	
015	0902_MW020_231120	HDPE (no PTFE)	20 mL	00351221022959	Grey	No	
015	0902_MW020_231120	HDPE (no PTFE)	20 mL	00351221023087	Grey	No	
015	0902_MW020_231120	HDPE (no PTFE)	20 mL	00351221023031	Grey	No	
016	0902_MW021_231120	HDPE (no PTFE)	20 mL	00351221023100	Grey	No	
016	0902_MW021_231120	HDPE (no PTFE)	20 mL	00351221023030	Grey	No	
016	0902_MW021_231120	HDPE (no PTFE)	20 mL	00351221023062	Grey	No	
016	0902_MW021_231120	HDPE (no PTFE)	20 mL	00351221022865	Grey	No	
017	0902_MW022_231123	HDPE (no PTFE)	20 mL	00352309041427	Grey	No	
017	0902_MW022_231123	HDPE (no PTFE)	20 mL	00352309041470	Grey	No	
017	0902_MW022_231123	HDPE (no PTFE)	20 mL	00352309041441	Grey	No	
017	0902_MW022_231123	HDPE (no PTFE)	20 mL	00352309041421	Grey	No	
018	0902_MW023_231120	HDPE (no PTFE)	20 mL	00351221022879	Grey	No	
018	0902_MW023_231120	HDPE (no PTFE)	20 mL	00351221023092	Grey	No	
018	0902_MW023_231120	HDPE (no PTFE)	20 mL	00351221023071	Grey	No	
018	0902_MW023_231120	HDPE (no PTFE)	20 mL	00351221023076	Grey	No	
019	0902_MW024_231121	HDPE (no PTFE)	20 mL	00351221023050	Grey	No	
019	0902_MW024_231121	HDPE (no PTFE)	20 mL	00351221023046	Grey	No	
019	0902_MW024_231121	HDPE (no PTFE)	20 mL	00351221022898	Grey	No	
019	0902_MW024_231121	HDPE (no PTFE)	20 mL	00351221022961	Grey	No	
020	0902_MW025_231123	HDPE (no PTFE)	20 mL	00351221022868	Grey	No	
020	0902_MW025_231123	HDPE (no PTFE)	20 mL	00351221022966	Grey	No	
020	0902_MW025_231123	HDPE (no PTFE)	20 mL	00351221023086	Grey	No	
020	0902_MW025_231123	HDPE (no PTFE)	20 mL	00351221022899	Grey	No	

CHAIN OF CUSTODY

ALS COC#: 59870 ALS Laboratory: ES Sydney

RELINQUISHED BY:	RECEIVED BY:	RELINQUISHED BY:	RECEIVED BY:
DATE TIME:	DATE TIME:	DATE TIME:	DATE TIME:

CLIENT: AECOMAU - AECOM Australia Pty Ltd

PROJECT: NSW_0902_PFASOMP_23

SITE: 0902

ORDER NO:

PROJECT MANAGER: Jessica Roy

PRIMARY SAMPLER: Nicola Tomlin

EMAIL REPORTS TO:

EMAIL INVOICES TO:

TURNAROUND REQUIREMENTS : 5 Days

Biohazard info:

CONTACT PH: SAMPLER MOBILE:

QUOTE NO: SY/139/19 v4 60612562_5.1 / ES2021AECOMAU0027

LABORATORY USE ONLY (Circle)

Custody Seal intact? Yes No N/A

Free ice / frozen ice bricks present upon receipt? Yes No N/A

Random Sample Temperature on Receipt: °C

Other comments:

021	0902_MW026_231123	HDPE (no PTFE)	20 mL	00352309041454	Grey	No	
021	0902_MW026_231123	HDPE (no PTFE)	20 mL	00352309041388	Grey	No	
021	0902_MW026_231123	HDPE (no PTFE)	20 mL	00352309041237	Grey	No	
021	0902_MW026_231123	HDPE (no PTFE)	20 mL	00352309041389	Grey	No	
022	0902_MW028_231121	HDPE (no PTFE)	20 mL	00351221023093	Grey	No	
022	0902_MW028_231121	HDPE (no PTFE)	20 mL	00351221022970	Grey	No	
022	0902_MW028_231121	HDPE (no PTFE)	20 mL	00351221022836	Grey	No	
022	0902_MW028_231121	HDPE (no PTFE)	20 mL	00351221022984	Grey	No	
023	0902_MW030_231120	HDPE (no PTFE)	20 mL	00351221023011	Grey	No	
023	0902_MW030_231120	HDPE (no PTFE)	20 mL	00351221023074	Grey	No	
023	0902_MW030_231120	HDPE (no PTFE)	20 mL	00351221023026	Grey	No	
023	0902_MW030_231120	HDPE (no PTFE)	20 mL	00351221022993	Grey	No	
024	0902_MW032_231121	HDPE (no PTFE)	20 mL	00351221022830	Grey	No	
024	0902_MW032_231121	HDPE (no PTFE)	20 mL	00351221022853	Grey	No	
024	0902_MW032_231121	HDPE (no PTFE)	20 mL	00351221022813	Grey	No	
024	0902_MW032_231121	HDPE (no PTFE)	20 mL	00351221022834	Grey	No	
025	0902_MW033_231121	HDPE (no PTFE)	20 mL	00351221023056	Grey	No	
025	0902_MW033_231121	HDPE (no PTFE)	20 mL	00351221022866	Grey	No	
025	0902_MW033_231121	HDPE (no PTFE)	20 mL	00351221022945	Grey	No	
025	0902_MW033_231121	HDPE (no PTFE)	20 mL	00351221023005	Grey	No	
026	0902_MW034_231121	HDPE (no PTFE)	20 mL	00351221023048	Grey	No	
026	0902_MW034_231121	HDPE (no PTFE)	20 mL	00351221022835	Grey	No	
026	0902_MW034_231121	HDPE (no PTFE)	20 mL	00351221022800	Grey	No	
026	0902_MW034_231121	HDPE (no PTFE)	20 mL	00351221022822	Grey	No	
027	0902_MW036_231120	HDPE (no PTFE)	20 mL	00351221022901	Grey	No	
027	0902_MW036_231120	HDPE (no PTFE)	20 mL	00351221022910	Grey	No	
027	0902_MW036_231120	HDPE (no PTFE)	20 mL	00351221023013	Grey	No	

CHAIN OF CUSTODY

ALS COC#: 59870 ALS Laboratory: ES Sydney

RELINQUISHED BY:	RECEIVED BY:	RELINQUISHED BY:	RECEIVED BY:
DATE TIME:	DATE TIME:	DATE TIME:	DATE TIME:

CLIENT: AECOMAU - AECOM Australia Pty Ltd

PROJECT: NSW_0902_PFASOMP_23

SITE: 0902

ORDER NO:

PROJECT MANAGER: Jessica Roy

PRIMARY SAMPLER: Nicola Tomlin

EMAIL REPORTS TO:

EMAIL INVOICES TO:

TURNAROUND REQUIREMENTS : 5 Days

Biohazard info:

CONTACT PH: SAMPLER MOBILE:

QUOTE NO: SY/139/19 v4 60612562_5.1 / ES2021AECOMAU0027

LABORATORY USE ONLY (Circle)

Custody Seal intact? Yes No N/A

Free ice / frozen ice bricks present upon receipt? Yes No N/A

Random Sample Temperature on Receipt: °C

Other comments:

027	0902_MW036_231120	HDPE (no PTFE)	20 mL	00351221023028	Grey	No	
028	0902_MW040_231121	HDPE (no PTFE)	20 mL	00351221023067	Grey	No	
028	0902_MW040_231121	HDPE (no PTFE)	20 mL	00351221023063	Grey	No	
028	0902_MW040_231121	HDPE (no PTFE)	20 mL	00351221023073	Grey	No	
028	0902_MW040_231121	HDPE (no PTFE)	20 mL	00351221023039	Grey	No	
029	0902_MW041_231121	HDPE (no PTFE)	20 mL	00351221022985	Grey	No	
029	0902_MW041_231121	HDPE (no PTFE)	20 mL	00351221023081	Grey	No	
029	0902_MW041_231121	HDPE (no PTFE)	20 mL	00351221022829	Grey	No	
029	0902_MW041_231121	HDPE (no PTFE)	20 mL	00351221023001	Grey	No	
030	0902_MW042_231121	HDPE (no PTFE)	20 mL	00351221022955	Grey	No	
030	0902_MW042_231121	HDPE (no PTFE)	20 mL	00351221022906	Grey	No	
030	0902_MW042_231121	HDPE (no PTFE)	20 mL	00351221023041	Grey	No	
030	0902_MW042_231121	HDPE (no PTFE)	20 mL	00351221023032	Grey	No	
031	0902_MW043_231121	HDPE (no PTFE)	20 mL	00351221022877	Grey	No	
031	0902_MW043_231121	HDPE (no PTFE)	20 mL	00351221022798	Grey	No	
031	0902_MW043_231121	HDPE (no PTFE)	20 mL	00351221022926	Grey	No	
031	0902_MW043_231121	HDPE (no PTFE)	20 mL	00351221023043	Grey	No	
032	0902_MW045_231123	HDPE (no PTFE)	20 mL	00352309041200	Grey	No	
032	0902_MW045_231123	HDPE (no PTFE)	20 mL	00352309041524	Grey	No	
032	0902_MW045_231123	HDPE (no PTFE)	20 mL	00352309041198	Grey	No	
032	0902_MW045_231123	HDPE (no PTFE)	20 mL	00352309041461	Grey	No	
033	0902_MW046_231123	HDPE (no PTFE)	20 mL	00352309041423	Grey	No	
033	0902_MW046_231123	HDPE (no PTFE)	20 mL	00352309041298	Grey	No	
033	0902_MW046_231123	HDPE (no PTFE)	20 mL	00352309041287	Grey	No	
033	0902_MW046_231123	HDPE (no PTFE)	20 mL	00352309041199	Grey	No	
034	0902_MW047_231121	HDPE (no PTFE)	20 mL	00351221022893	Grey	No	
034	0902_MW047_231121	HDPE (no PTFE)	20 mL	00351221022855	Grey	No	

CHAIN OF CUSTODY

ALS COC#: **59870** *ALS Laboratory:* ES Sydney

CLIENT: AECOMAU - AECOM Australia Pty Ltd

PROJECT: NSW_0902_PFASOMP_23

SITE: 0902

ORDER NO:

PROJECT MANAGER: Jessica Roy

PRIMARY SAMPLER: Nicola Tomlin

EMAIL REPORTS TO:

EMAIL INVOICES TO:

RELINQUISHED BY:	RECEIVED BY:	RELINQUISHED BY:	RECEIVED BY:
DATE TIME:	DATE TIME:	DATE TIME:	DATE TIME:

TURNAROUND REQUIREMENTS : 5 Days

Biohazard info:

CONTACT PH:

SAMPLER MOBILE:

QUOTE NO: SY/139/19 v4 60612562_5.1 / ES2021AECOMAU0027

LABORATORY USE ONLY (Circle)

Custody Seal intact? Yes No N/A

Free ice / frozen ice bricks present upon receipt? Yes No N/A

Random Sample Temperature on Receipt: °C

Other comments:

034	0902_MW047_231121	HDPE (no PTFE)	20 mL	00351221023068	Grey	No	
034	0902_MW047_231121	HDPE (no PTFE)	20 mL	00351221022803	Grey	No	
035	0902_MW048_231121	HDPE (no PTFE)	20 mL	00351221023014	Grey	No	
035	0902_MW048_231121	HDPE (no PTFE)	20 mL	00351221023088	Grey	No	
035	0902_MW048_231121	HDPE (no PTFE)	20 mL	00351221023029	Grey	No	
035	0902_MW048_231121	HDPE (no PTFE)	20 mL	00351221022958	Grey	No	
036	0902_MW050_231121	HDPE (no PTFE)	20 mL	00351221022971	Grey	No	
036	0902_MW050_231121	HDPE (no PTFE)	20 mL	00351221022802	Grey	No	
036	0902_MW050_231121	HDPE (no PTFE)	20 mL	00351221022799	Grey	No	
036	0902_MW050_231121	HDPE (no PTFE)	20 mL	00351221022809	Grey	No	
037	0902_MW051_231121	HDPE (no PTFE)	20 mL	00351221022934	Grey	No	
037	0902_MW051_231121	HDPE (no PTFE)	20 mL	00351221023082	Grey	No	
037	0902_MW051_231121	HDPE (no PTFE)	20 mL	00351221022948	Grey	No	
037	0902_MW051_231121	HDPE (no PTFE)	20 mL	00351221022968	Grey	No	
038	0902_MW052_231121	HDPE (no PTFE)	20 mL	00351221022991	Grey	No	
038	0902_MW052_231121	HDPE (no PTFE)	20 mL	00351221022828	Grey	No	
038	0902_MW052_231121	HDPE (no PTFE)	20 mL	00351221022977	Grey	No	
038	0902_MW052_231121	HDPE (no PTFE)	20 mL	00351221022938	Grey	No	
039	0902_MW053_231120	HDPE (no PTFE)	20 mL	00351221022962	Grey	No	
039	0902_MW053_231120	HDPE (no PTFE)	20 mL	00351221023034	Grey	No	
039	0902_MW053_231120	HDPE (no PTFE)	20 mL	00351221022867	Grey	No	
039	0902_MW053_231120	HDPE (no PTFE)	20 mL	00351221022807	Grey	No	
040	0902_MW056_231120	HDPE (no PTFE)	20 mL	00351221022975	Grey	No	
040	0902_MW056_231120	HDPE (no PTFE)	20 mL	00351221022817	Grey	No	
040	0902_MW056_231120	HDPE (no PTFE)	20 mL	00351221022976	Grey	No	
040	0902_MW056_231120	HDPE (no PTFE)	20 mL	00351221022963	Grey	No	
041	0902_MW057_231120	HDPE (no PTFE)	20 mL	00351221023059	Grey	No	

CHAIN OF CUSTODY

ALS COC#: 59870 ALS Laboratory: ES Sydney

CLIENT: AECOMAU - AECOM Australia Pty Ltd

PROJECT: NSW_0902_PFASOMP_23

SITE: 0902

ORDER NO:

PROJECT MANAGER: Jessica Roy

PRIMARY SAMPLER: Nicola Tomlin

EMAIL REPORTS TO:

EMAIL INVOICES TO:

RELINQUISHED BY:	RECEIVED BY:	RELINQUISHED BY:	RECEIVED BY:
DATE TIME:	DATE TIME:	DATE TIME:	DATE TIME:

TURNAROUND REQUIREMENTS : 5 Days

Biohazard info:

CONTACT PH:

SAMPLER MOBILE:

QUOTE NO: SY/139/19 v4 60612562_5.1 / ES2021AECOMAU0027

LABORATORY USE ONLY (Circle)

Custody Seal intact? Yes No N/A

Free ice / frozen ice bricks present upon receipt? Yes No N/A

Random Sample Temperature on Receipt: °C

Other comments:

041	0902_MW057_231120	HDPE (no PTFE)	20 mL	00351221023027	Grey	No	
041	0902_MW057_231120	HDPE (no PTFE)	20 mL	00351221023066	Grey	No	
041	0902_MW057_231120	HDPE (no PTFE)	20 mL	00351221022864	Grey	No	
042	0902_MW058_231120	HDPE (no PTFE)	20 mL	00352309041229	Grey	No	
042	0902_MW058_231120	HDPE (no PTFE)	20 mL	00352309041372	Grey	No	
042	0902_MW058_231120	HDPE (no PTFE)	20 mL	00352309041223	Grey	No	
042	0902_MW058_231120	HDPE (no PTFE)	20 mL	00352309041196	Grey	No	
043	0902_MW059_231121	HDPE (no PTFE)	20 mL	00352309041313	Grey	No	
043	0902_MW059_231121	HDPE (no PTFE)	20 mL	00352309041225	Grey	No	
043	0902_MW059_231121	HDPE (no PTFE)	20 mL	00352309041193	Grey	No	
043	0902_MW059_231121	HDPE (no PTFE)	20 mL	00352309041405	Grey	No	
044	0902_MW060_231123	HDPE (no PTFE)	20 mL	00352309041301	Grey	No	
044	0902_MW060_231123	HDPE (no PTFE)	20 mL	00352309041362	Grey	No	
044	0902_MW060_231123	HDPE (no PTFE)	20 mL	00352309041466	Grey	No	
044	0902_MW060_231123	HDPE (no PTFE)	20 mL	00352309041280	Grey	No	
045	0902_MW061_231123	HDPE (no PTFE)	20 mL	00352309041469	Grey	No	
045	0902_MW061_231123	HDPE (no PTFE)	20 mL	00352309041462	Grey	No	
045	0902_MW061_231123	HDPE (no PTFE)	20 mL	00352309041256	Grey	No	
045	0902_MW061_231123	HDPE (no PTFE)	20 mL	00352309041364	Grey	No	
046	0902_MW062_231123	HDPE (no PTFE)	20 mL	00351221023084	Grey	No	
046	0902_MW062_231123	HDPE (no PTFE)	20 mL	00351221022897	Grey	No	
047	0902_MW063_231123	HDPE (no PTFE)	20 mL	00352309041394	Grey	No	
047	0902_MW063_231123	HDPE (no PTFE)	20 mL	00352309041416	Grey	No	
047	0902_MW063_231123	HDPE (no PTFE)	20 mL	00352309041211	Grey	No	
047	0902_MW063_231123	HDPE (no PTFE)	20 mL	00352309041216	Grey	No	
048	0902_MW064_231123	HDPE (no PTFE)	20 mL	00352309041367	Grey	No	
048	0902_MW064_231123	HDPE (no PTFE)	20 mL	00352309041448	Grey	No	

CHAIN OF CUSTODY

ALS COC#: 59870 ALS Laboratory: ES Sydney

RELINQUISHED BY:	RECEIVED BY:	RELINQUISHED BY:	RECEIVED BY:
DATE TIME:	DATE TIME:	DATE TIME:	DATE TIME:

CLIENT: AECOMAU - AECOM Australia Pty Ltd

PROJECT: NSW_0902_PFASOMP_23

SITE: 0902

ORDER NO:

PROJECT MANAGER: Jessica Roy

PRIMARY SAMPLER: Nicola Tomlin

EMAIL REPORTS TO:

EMAIL INVOICES TO:

TURNAROUND REQUIREMENTS : 5 Days

Biohazard info:

CONTACT PH: SAMPLER MOBILE:

QUOTE NO: SY/139/19 v4 60612562_5.1 / ES2021AECOMAU0027

LABORATORY USE ONLY (Circle)

Custody Seal intact? Yes No N/A

Free ice / frozen ice bricks present upon receipt? Yes No N/A

Random Sample Temperature on Receipt: °C

Other comments:

048	0902_MW064_231123	HDPE (no PTFE)	20 mL	00352309041370	Grey	No	
048	0902_MW064_231123	HDPE (no PTFE)	20 mL	00352309041407	Grey	No	
049	0902_MW065_231123	HDPE (no PTFE)	20 mL	00352309041235	Grey	No	
049	0902_MW065_231123	HDPE (no PTFE)	20 mL	00352309041450	Grey	No	
049	0902_MW065_231123	HDPE (no PTFE)	20 mL	00352309041288	Grey	No	
049	0902_MW065_231123	HDPE (no PTFE)	20 mL	00352309041384	Grey	No	
050	0902_MW066_231123	HDPE (no PTFE)	20 mL	00352309041236	Grey	No	
050	0902_MW066_231123	HDPE (no PTFE)	20 mL	00352309041443	Grey	No	
050	0902_MW066_231123	HDPE (no PTFE)	20 mL	00352309041294	Grey	No	
050	0902_MW066_231123	HDPE (no PTFE)	20 mL	00352309041263	Grey	No	
051	0902_MW067_231123	HDPE (no PTFE)	20 mL	00351221022837	Grey	No	
051	0902_MW067_231123	HDPE (no PTFE)	20 mL	00351221022852	Grey	No	
051	0902_MW067_231123	HDPE (no PTFE)	20 mL	00351221022873	Grey	No	
051	0902_MW067_231123	HDPE (no PTFE)	20 mL	00351221022943	Grey	No	
052	0902_MW068_231123	HDPE (no PTFE)	20 mL	00352309041444	Grey	No	
052	0902_MW068_231123	HDPE (no PTFE)	20 mL	00352309041326	Grey	No	
052	0902_MW068_231123	HDPE (no PTFE)	20 mL	00352309041452	Grey	No	
052	0902_MW068_231123	HDPE (no PTFE)	20 mL	00352309041297	Grey	No	
053	0902_MW069_231123	HDPE (no PTFE)	20 mL	00351221023080	Grey	No	
053	0902_MW069_231123	HDPE (no PTFE)	20 mL	00352309041460	Grey	No	
053	0902_MW069_231123	HDPE (no PTFE)	20 mL	00351221022808	Grey	No	
053	0902_MW069_231123	HDPE (no PTFE)	20 mL	00352309041260	Grey	No	
054	0902_MW070_231123	HDPE (no PTFE)	20 mL	00351221022816	Grey	No	
054	0902_MW070_231123	HDPE (no PTFE)	20 mL	00351221023017	Grey	No	
055	0902_MW071_231123	HDPE (no PTFE)	20 mL	00351221023010	Grey	No	
055	0902_MW071_231123	HDPE (no PTFE)	20 mL	00351221022827	Grey	No	
055	0902_MW071_231123	HDPE (no PTFE)	20 mL	00351221022994	Grey	No	

CHAIN OF CUSTODY

ALS COC#: 59870 ALS Laboratory: ES Sydney

CLIENT: AECOMAU - AECOM Australia Pty Ltd

PROJECT: NSW_0902_PFASOMP_23

SITE: 0902

ORDER NO:

PROJECT MANAGER: Jessica Roy

PRIMARY SAMPLER: Nicola Tomlin

EMAIL REPORTS TO:

EMAIL INVOICES TO:

RELINQUISHED BY:	RECEIVED BY:	RELINQUISHED BY:	RECEIVED BY:
DATE TIME:	DATE TIME:	DATE TIME:	DATE TIME:

TURNAROUND REQUIREMENTS : 5 Days

Biohazard info:

CONTACT PH: SAMPLER MOBILE:

QUOTE NO: SY/139/19 v4 60612562_5.1 / ES2021AECOMAU0027

LABORATORY USE ONLY (Circle)

Custody Seal intact? Yes No N/A

Free ice / frozen ice bricks present upon receipt? Yes No N/A

Random Sample Temperature on Receipt: °C

Other comments:

055	0902_MW071_231123	HDPE (no PTFE)	20 mL	00351221022183	Grey	No	
056	0902_MW072_231121	HDPE (no PTFE)	20 mL	00351221022964	Grey	No	
056	0902_MW072_231121	HDPE (no PTFE)	20 mL	00351221022844	Grey	No	
056	0902_MW072_231121	HDPE (no PTFE)	20 mL	00351221022925	Grey	No	
056	0902_MW072_231121	HDPE (no PTFE)	20 mL	00351221022931	Grey	No	
057	0902_MW073_231121	HDPE (no PTFE)	20 mL	00351221022871	Grey	No	
057	0902_MW073_231121	HDPE (no PTFE)	20 mL	00351221023036	Grey	No	
057	0902_MW073_231121	HDPE (no PTFE)	20 mL	00351221022895	Grey	No	
057	0902_MW073_231121	HDPE (no PTFE)	20 mL	00351221022840	Grey	No	
058	0902_MW074_231121	HDPE (no PTFE)	20 mL	00351221022825	Grey	No	
058	0902_MW074_231121	HDPE (no PTFE)	20 mL	00351221023018	Grey	No	
058	0902_MW074_231121	HDPE (no PTFE)	20 mL	00351221022805	Grey	No	
058	0902_MW074_231121	HDPE (no PTFE)	20 mL	00351221022861	Grey	No	
059	0902_MW075_231124	HDPE (no PTFE)	20 mL	00352309041375	Grey	No	
059	0902_MW075_231124	HDPE (no PTFE)	20 mL	00352309041387	Grey	No	
059	0902_MW075_231124	HDPE (no PTFE)	20 mL	00352309041314	Grey	No	
059	0902_MW075_231124	HDPE (no PTFE)	20 mL	00352309041523	Grey	No	
060	0902_MW076_231124	HDPE (no PTFE)	20 mL	00351221022949	Grey	No	
060	0902_MW076_231124	HDPE (no PTFE)	20 mL	00351221022806	Grey	No	
060	0902_MW076_231124	HDPE (no PTFE)	20 mL	00351221022914	Grey	No	
060	0902_MW076_231124	HDPE (no PTFE)	20 mL	00351221022932	Grey	No	
061	0902_MW077_231124	HDPE (no PTFE)	20 mL	00352309041458	Grey	No	
061	0902_MW077_231124	HDPE (no PTFE)	20 mL	00352309041208	Grey	No	
061	0902_MW077_231124	HDPE (no PTFE)	20 mL	00352309041295	Grey	No	
061	0902_MW077_231124	HDPE (no PTFE)	20 mL	00352309041415	Grey	No	
062	0902_MW078_231124	HDPE (no PTFE)	20 mL	00352309041245	Grey	No	
062	0902_MW078_231124	HDPE (no PTFE)	20 mL	00352309041247	Grey	No	

CHAIN OF CUSTODY

ALS COC#: **59870** *ALS Laboratory:* ES Sydney

CLIENT: AECOMAU - AECOM Australia Pty Ltd

PROJECT: NSW_0902_PFASOMP_23

SITE: 0902

ORDER NO:

PROJECT MANAGER: Jessica Roy

PRIMARY SAMPLER: Nicola Tomlin

EMAIL REPORTS TO:

EMAIL INVOICES TO:

RELINQUISHED BY:	RECEIVED BY:	RELINQUISHED BY:	RECEIVED BY:
DATE TIME:	DATE TIME:	DATE TIME:	DATE TIME:

TURNAROUND REQUIREMENTS : 5 Days

Biohazard info:

CONTACT PH: SAMPLER MOBILE:

QUOTE NO: SY/139/19 v4 60612562_5.1 / ES2021AECOMAU0027

LABORATORY USE ONLY (Circle)

Custody Seal intact? Yes No N/A

Free ice / frozen ice bricks present upon receipt? Yes No N/A

Random Sample Temperature on Receipt: °C

Other comments:

062	0902_MW078_231124	HDPE (no PTFE)	20 mL	00352309041426	Grey	No	
062	0902_MW078_231124	HDPE (no PTFE)	20 mL	00352309041333	Grey	No	
063	0902_MW079_231124	HDPE (no PTFE)	20 mL	00352309041374	Grey	No	
063	0902_MW079_231124	HDPE (no PTFE)	20 mL	00352309041400	Grey	No	
063	0902_MW079_231124	HDPE (no PTFE)	20 mL	00352309041393	Grey	No	
063	0902_MW079_231124	HDPE (no PTFE)	20 mL	00352309041306	Grey	No	
064	0902_MW080_231124	HDPE (no PTFE)	20 mL	00352309041424	Grey	No	
064	0902_MW080_231124	HDPE (no PTFE)	20 mL	00352309041322	Grey	No	
064	0902_MW080_231124	HDPE (no PTFE)	20 mL	00352309041363	Grey	No	
064	0902_MW080_231124	HDPE (no PTFE)	20 mL	00352309041331	Grey	No	
065	0902_MW081_231124	HDPE (no PTFE)	20 mL	00352309041414	Grey	No	
065	0902_MW081_231124	HDPE (no PTFE)	20 mL	00352309041395	Grey	No	
065	0902_MW081_231124	HDPE (no PTFE)	20 mL	00352309041463	Grey	No	
065	0902_MW081_231124	HDPE (no PTFE)	20 mL	00352309041446	Grey	No	
066	0902_MW091_231124	HDPE (no PTFE)	20 mL	00352309041408	Grey	No	
066	0902_MW091_231124	HDPE (no PTFE)	20 mL	00352309041292	Grey	No	
066	0902_MW091_231124	HDPE (no PTFE)	20 mL	00352309041317	Grey	No	
066	0902_MW091_231124	HDPE (no PTFE)	20 mL	00352309041442	Grey	No	
067	0902_MW092_231127	HDPE (no PTFE)	20 mL	00352309041336	Grey	No	
067	0902_MW092_231127	HDPE (no PTFE)	20 mL	00352309041437	Grey	No	
067	0902_MW092_231127	HDPE (no PTFE)	20 mL	00352309041212	Grey	No	
067	0902_MW092_231127	HDPE (no PTFE)	20 mL	00352309041373	Grey	No	
068	0902_MW106_231124	HDPE (no PTFE)	20 mL	00352309041402	Grey	No	
068	0902_MW106_231124	HDPE (no PTFE)	20 mL	00352309041337	Grey	No	
068	0902_MW106_231124	HDPE (no PTFE)	20 mL	00352309041264	Grey	No	
068	0902_MW106_231124	HDPE (no PTFE)	20 mL	00352309041519	Grey	No	
069	0902_MW107D_231120	HDPE (no PTFE)	20 mL	00351221022811	Grey	No	

CHAIN OF CUSTODY

ALS COC#: **59870** *ALS Laboratory:* ES Sydney

CLIENT: AECOMAU - AECOM Australia Pty Ltd

PROJECT: NSW_0902_PFASOMP_23

SITE: 0902

ORDER NO:

PROJECT MANAGER: Jessica Roy

PRIMARY SAMPLER: Nicola Tomlin

EMAIL REPORTS TO:

EMAIL INVOICES TO:

RELINQUISHED BY:	RECEIVED BY:	RELINQUISHED BY:	RECEIVED BY:
DATE TIME:	DATE TIME:	DATE TIME:	DATE TIME:

TURNAROUND REQUIREMENTS : 5 Days

Biohazard info:

CONTACT PH: SAMPLER MOBILE:

QUOTE NO: SY/139/19 v4 60612562_5.1 / ES2021AECOMAU0027

LABORATORY USE ONLY (Circle)

Custody Seal intact? Yes No N/A

Free ice / frozen ice bricks present upon receipt? Yes No N/A

Random Sample Temperature on Receipt: °C

Other comments:

069	0902_MW107D_231120	HDPE (no PTFE)	20 mL	00351221022986	Grey	No	
069	0902_MW107D_231120	HDPE (no PTFE)	20 mL	00351221023085	Grey	No	
069	0902_MW107D_231120	HDPE (no PTFE)	20 mL	00351221023047	Grey	No	
070	0902_MW107I_231120	HDPE (no PTFE)	20 mL	00351221022947	Grey	No	
070	0902_MW107I_231120	HDPE (no PTFE)	20 mL	00351221022841	Grey	No	
070	0902_MW107I_231120	HDPE (no PTFE)	20 mL	00351221022954	Grey	No	
070	0902_MW107I_231120	HDPE (no PTFE)	20 mL	00351221022965	Grey	No	
071	0902_MW108_231120	HDPE (no PTFE)	20 mL	00351221022946	Grey	No	
071	0902_MW108_231120	HDPE (no PTFE)	20 mL	00351221022849	Grey	No	
071	0902_MW108_231120	HDPE (no PTFE)	20 mL	00351221023045	Grey	No	
071	0902_MW108_231120	HDPE (no PTFE)	20 mL	00351221023006	Grey	No	
072	0902_MW109_231120	HDPE (no PTFE)	20 mL	00351221023089	Grey	No	
072	0902_MW109_231120	HDPE (no PTFE)	20 mL	00351221022929	Grey	No	
072	0902_MW109_231120	HDPE (no PTFE)	20 mL	00351221023003	Grey	No	
072	0902_MW109_231120	HDPE (no PTFE)	20 mL	00351221023064	Grey	No	
073	0902_MW110_231120	HDPE (no PTFE)	20 mL	00351221022930	Grey	No	
073	0902_MW110_231120	HDPE (no PTFE)	20 mL	00351221023024	Grey	No	
073	0902_MW110_231120	HDPE (no PTFE)	20 mL	00351221023055	Grey	No	
073	0902_MW110_231120	HDPE (no PTFE)	20 mL	00351221022876	Grey	No	
074	0902_MW111_231122	HDPE (no PTFE)	20 mL	00351221022812	Grey	No	
074	0902_MW111_231122	HDPE (no PTFE)	20 mL	00351221022908	Grey	No	
074	0902_MW111_231122	HDPE (no PTFE)	20 mL	00351221022857	Grey	No	
074	0902_MW111_231122	HDPE (no PTFE)	20 mL	00351221022839	Grey	No	
075	0902_MW112_231122	HDPE (no PTFE)	20 mL	00352309041265	Grey	No	
075	0902_MW112_231122	HDPE (no PTFE)	20 mL	00352309041240	Grey	No	
075	0902_MW112_231122	HDPE (no PTFE)	20 mL	00352309041272	Grey	No	
075	0902_MW112_231122	HDPE (no PTFE)	20 mL	00352309041228	Grey	No	

CHAIN OF CUSTODY

ALS COC#: 59870 ALS Laboratory: ES Sydney

RELINQUISHED BY:	RECEIVED BY:	RELINQUISHED BY:	RECEIVED BY:
DATE TIME:	DATE TIME:	DATE TIME:	DATE TIME:

CLIENT: AECOMAU - AECOM Australia Pty Ltd

PROJECT: NSW_0902_PFASOMP_23

SITE: 0902

ORDER NO:

PROJECT MANAGER: Jessica Roy

PRIMARY SAMPLER: Nicola Tomlin

EMAIL REPORTS TO:

EMAIL INVOICES TO:

TURNAROUND REQUIREMENTS : 5 Days

Biohazard info:

CONTACT PH: SAMPLER MOBILE:

QUOTE NO: SY/139/19 v4 60612562_5.1 / ES2021AECOMAU0027

LABORATORY USE ONLY (Circle)

Custody Seal intact? Yes No N/A

Free ice / frozen ice bricks present upon receipt? Yes No N/A

Random Sample Temperature on Receipt: °C

Other comments:

076	0902_MW113_231122	HDPE (no PTFE)	20 mL	00352309041254	Grey	No	
076	0902_MW113_231122	HDPE (no PTFE)	20 mL	00352309041293	Grey	No	
076	0902_MW113_231122	HDPE (no PTFE)	20 mL	00352309041255	Grey	No	
076	0902_MW113_231122	HDPE (no PTFE)	20 mL	00352309041369	Grey	No	
077	0902_MW114_231122	HDPE (no PTFE)	20 mL	00352309041276	Grey	No	
077	0902_MW114_231122	HDPE (no PTFE)	20 mL	00352309041477	Grey	No	
077	0902_MW114_231122	HDPE (no PTFE)	20 mL	00352309041340	Grey	No	
077	0902_MW114_231122	HDPE (no PTFE)	20 mL	00352309041517	Grey	No	
078	0902_MW143_231123	HDPE (no PTFE)	20 mL	00352309041217	Grey	No	
078	0902_MW143_231123	HDPE (no PTFE)	20 mL	00352309041201	Grey	No	
078	0902_MW143_231123	HDPE (no PTFE)	20 mL	00352309041258	Grey	No	
078	0902_MW143_231123	HDPE (no PTFE)	20 mL	00352309041289	Grey	No	
079	0902_MW144_231124	HDPE (no PTFE)	20 mL	00352309041380	Grey	No	
079	0902_MW144_231124	HDPE (no PTFE)	20 mL	00352309041445	Grey	No	
079	0902_MW144_231124	HDPE (no PTFE)	20 mL	00352309041447	Grey	No	
079	0902_MW144_231124	HDPE (no PTFE)	20 mL	00352309041214	Grey	No	
080	0902_QC100_231120	HDPE (no PTFE)	20 mL	00351221022957	Grey	No	
080	0902_QC100_231120	HDPE (no PTFE)	20 mL	00351221022838	Grey	No	
080	0902_QC100_231120	HDPE (no PTFE)	20 mL	00351221022896	Grey	No	
080	0902_QC100_231120	HDPE (no PTFE)	20 mL	00351221022995	Grey	No	
081	0902_QC101_231120	HDPE (no PTFE)	20 mL	00352309041339	Grey	No	
081	0902_QC101_231120	HDPE (no PTFE)	20 mL	00352309041239	Grey	No	
081	0902_QC101_231120	HDPE (no PTFE)	20 mL	00352309041522	Grey	No	
081	0902_QC101_231120	HDPE (no PTFE)	20 mL	00352309041304	Grey	No	
082	0902_QC102_231122	HDPE (no PTFE)	20 mL	00352309041249	Grey	No	
082	0902_QC102_231122	HDPE (no PTFE)	20 mL	00351221022815	Grey	No	
082	0902_QC102_231122	HDPE (no PTFE)	20 mL	00352309041271	Grey	No	

CHAIN OF CUSTODY

ALS COC#: **59870** *ALS Laboratory:* ES Sydney

CLIENT: AECOMAU - AECOM Australia Pty Ltd

PROJECT: NSW_0902_PFASOMP_23

SITE: 0902

ORDER NO:

PROJECT MANAGER: Jessica Roy

PRIMARY SAMPLER: Nicola Tomlin

EMAIL REPORTS TO:

EMAIL INVOICES TO:

RELINQUISHED BY:	RECEIVED BY:	RELINQUISHED BY:	RECEIVED BY:
DATE TIME:	DATE TIME:	DATE TIME:	DATE TIME:

TURNAROUND REQUIREMENTS : 5 Days

Biohazard info:

CONTACT PH:

SAMPLER MOBILE:

QUOTE NO: SY/139/19 v4 60612562_5.1 / ES2021AECOMAU0027

LABORATORY USE ONLY (Circle)

Custody Seal intact? Yes No N/A

Free ice / frozen ice bricks present upon receipt? Yes No N/A

Random Sample Temperature on Receipt: °C

Other comments:

082	0902_QC102_231122	HDPE (no PTFE)	20 mL	00351221023004	Grey	No	
083	0902_QC105_231123	HDPE (no PTFE)	20 mL	00352309041468	Grey	No	
083	0902_QC105_231123	HDPE (no PTFE)	20 mL	00352309041190	Grey	No	
083	0902_QC105_231123	HDPE (no PTFE)	20 mL	00352309041350	Grey	No	
083	0902_QC105_231123	HDPE (no PTFE)	20 mL	00352309041296	Grey	No	
084	0902_QC106_231123	HDPE (no PTFE)	20 mL	00351221022804	Grey	No	
084	0902_QC106_231123	HDPE (no PTFE)	20 mL	00351221022907	Grey	No	
084	0902_QC106_231123	HDPE (no PTFE)	20 mL	00351221023054	Grey	No	
084	0902_QC106_231123	HDPE (no PTFE)	20 mL	00351221022842	Grey	No	
085	0902_QC107_231123	HDPE (no PTFE)	20 mL	00352309041459	Grey	No	
085	0902_QC107_231123	HDPE (no PTFE)	20 mL	00352309041455	Grey	No	
085	0902_QC107_231123	HDPE (no PTFE)	20 mL	00352309041456	Grey	No	
085	0902_QC107_231123	HDPE (no PTFE)	20 mL	00352309041273	Grey	No	
086	0902_QC109_231124	HDPE (no PTFE)	20 mL	00352309041291	Grey	No	
086	0902_QC109_231124	HDPE (no PTFE)	20 mL	00352309041243	Grey	No	
086	0902_QC109_231124	HDPE (no PTFE)	20 mL	00352309041352	Grey	No	
086	0902_QC109_231124	HDPE (no PTFE)	20 mL	00352309041275	Grey	No	
087	0902_QC111_231124	HDPE (no PTFE)	20 mL	00352309041422	Grey	No	
087	0902_QC111_231124	HDPE (no PTFE)	20 mL	00352309041347	Grey	No	
087	0902_QC111_231124	HDPE (no PTFE)	20 mL	00352309041515	Grey	No	
087	0902_QC111_231124	HDPE (no PTFE)	20 mL	00352309041330	Grey	No	
088	0902_QC300_231120	HDPE (no PTFE)	20 mL	00351221023099	Grey	No	
088	0902_QC300_231120	HDPE (no PTFE)	20 mL	00351221022823	Grey	No	
089	0902_QC301_231121	HDPE (no PTFE)	20 mL	00351221022989	Grey	No	
089	0902_QC301_231121	HDPE (no PTFE)	20 mL	00351221022847	Grey	No	
090	0902_QC302_231122	HDPE (no PTFE)	20 mL	00351221022983	Grey	No	
090	0902_QC302_231122	HDPE (no PTFE)	20 mL	00351221022997	Grey	No	

CHAIN OF CUSTODY

ALS COC#: **59870** *ALS Laboratory:* ES Sydney

RELINQUISHED BY:	RECEIVED BY:	RELINQUISHED BY:	RECEIVED BY:
DATE TIME:	DATE TIME:	DATE TIME:	DATE TIME:

CLIENT: AECOMAU - AECOM Australia Pty Ltd

PROJECT: NSW_0902_PFASOMP_23

SITE: 0902

ORDER NO:

PROJECT MANAGER: Jessica Roy

PRIMARY SAMPLER: Nicola Tomlin

EMAIL REPORTS TO:

EMAIL INVOICES TO:

TURNAROUND REQUIREMENTS : 5 Days

Biohazard info:

CONTACT PH: SAMPLER MOBILE:

QUOTE NO: SY/139/19 v4 60612562_5.1 / ES2021AECOMAU0027

LABORATORY USE ONLY (Circle)

Custody Seal intact? Yes No N/A

Free ice / frozen ice bricks present upon receipt? Yes No N/A

Random Sample Temperature on Receipt: °C

Other comments:

091	0902_QC303_231123	HDPE (no PTFE)	20 mL	00351221022974	Grey	No	
091	0902_QC303_231123	HDPE (no PTFE)	20 mL	00351221022818	Grey	No	
092	0902_QC304_231124	HDPE (no PTFE)	20 mL	00351221022988	Grey	No	
092	0902_QC304_231124	HDPE (no PTFE)	20 mL	00351221022887	Grey	No	
093	0902_QC305_231127	HDPE (no PTFE)	20 mL	00352309041348	Grey	No	
093	0902_QC305_231127	HDPE (no PTFE)	20 mL	00352309041323	Grey	No	

Total Bottle Count: ALS: 356, Non ALS: 0

CERTIFICATE OF ANALYSIS

Work Order	: **ES2341219**	Page	: 1 of 23
Client	: **AECOM AUSTRALIA PTY LTD**	Laboratory	: Environmental Division Sydney
Contact	: JESSICA ROY	Contact	: Sepan Mahamad
Address	: LEVEL 21 420 GEORGE STREET SYDNEY NSW, AUSTRALIA 2000	Address	: 277-289 Woodpark Road Smithfield NSW Australia 2164
Telephone	: ----	Telephone	: +61 2 8784 8555
Project	: NSW_0902_PFASOMP_23	Date Samples Received	: 28-Nov-2023 13:40
Order number	: 60612562_5.1	Date Analysis Commenced	: 29-Nov-2023
C-O-C number	: 60725	Issue Date	: 05-Dec-2023 16:37
Sampler	: NICOLA TOMLIN, Terrence Darma		
Site	: SW/SD		
Quote number	: SY/139/19 v4 60612562_5.1		
No. of samples received	: 46		
No. of samples analysed	: 46		

Accreditation No. 825
Accredited for compliance with
ISO/IEC 17025 - Testing

This report supersedes any previous report(s) with this reference. Results apply to the sample(s) as submitted, unless the sampling was conducted by ALS. This document shall not be reproduced, except in full.

This Certificate of Analysis contains the following information:

- General Comments
- Analytical Results
- Surrogate Control Limits

Additional information pertinent to this report will be found in the following separate attachments: Quality Control Report, QA/QC Compliance Assessment to assist with Quality Review and Sample Receipt Notification.

Signatories

This document has been electronically signed by the authorized signatories below. Electronic signing is carried out in compliance with procedures specified in 21 CFR Part 11.

Signatories	*Position*	*Accreditation Category*
Franco Lentini	LCMS Coordinator	Sydney Inorganics, Smithfield, NSW
Franco Lentini	LCMS Coordinator	Sydney Organics, Smithfield, NSW

General Comments

The analytical procedures used by ALS have been developed from established internationally recognised procedures such as those published by the USEPA, APHA, AS and NEPM. In house developed procedures are fully validated and are often at the client request.

Where moisture determination has been performed, results are reported on a dry weight basis.

Where a reported less than (<) result is higher than the LOR, this may be due to primary sample extract/digestate dilution and/or insufficient sample for analysis.

Where the LOR of a reported result differs from standard LOR, this may be due to high moisture content, insufficient sample (reduced weight employed) or matrix interference.

When sampling time information is not provided by the client, sampling dates are shown without a time component. In these instances, the time component has been assumed by the laboratory for processing purposes.

Where a result is required to meet compliance limits the associated uncertainty must be considered. Refer to the ALS Contract for details.

Key : CAS Number = CAS registry number from database maintained by Chemical Abstracts Services. The Chemical Abstracts Service is a division of the American Chemical Society.
LOR = Limit of reporting
^ = This result is computed from individual analyte detections at or above the level of reporting
ø = ALS is not NATA accredited for these tests.
~ = Indicates an estimated value.

- EP231X - Per- and Polyfluoroalkyl Substances (PFAS): Samples received in 20ml or 125ml bottles have been tested in accordance with the QSM5.3 compliant, NATA accredited method. 60mL or 250mL bottles have been tested to the legacy QSM 5.1 aligned, NATA accredited method.
- EP231X: Particular samples required dilution due to the presence of high level contaminants. LOR values have been adjusted accordingly.
- EP231: Stable isotope enriched internal standards are added to samples prior to extraction. Target compounds have a direct analogous internal standard with the exception of PFPeS, PFHpA, PFDS, PFTrDA and 10:2 FTS. These compounds use an internal standard that is chemically related and has a retention time close to that of the target compound. The DQO for internal standard response is 50-150% of that established at initial calibration. PFOS is quantified using a certified, traceable standard consisting of linear and branched PFOS isomers. These practices are in line with recommendations in the National Environmental Management Plan for PFAS (Australian HEPA) and also conform to QSM 5.3 (US DoD) requirements.

Analytical Results

Sub-Matrix: SEDIMENT (Matrix: SOIL)			Sample ID	0902_SD001_231120	0902_SD002_231120	0902_SD003_231120	0902_SD005_231122	0902_SD007_231122
			Sampling date / time	20-Nov-2023 14:56	20-Nov-2023 10:14	20-Nov-2023 10:33	22-Nov-2023 09:43	22-Nov-2023 10:25
Compound	CAS Number	LOR	Unit	ES2341219-001	ES2341219-002	ES2341219-003	ES2341219-004	ES2341219-005
				Result	Result	Result	Result	Result
EA055: Moisture Content (Dried @ 105-110°C)								
Moisture Content	----	0.1	%	**45.4**	**43.7**	**67.6**	**42.1**	**40.9**
EP231A: Perfluoroalkyl Sulfonic Acids								
Perfluorobutane sulfonic acid (PFBS)	375-73-5	0.0002	mg/kg	**0.0026**	**0.0032**	**0.0020**	<0.0002	<0.0002
Perfluoropentane sulfonic acid (PFPeS)	2706-91-4	0.0002	mg/kg	**0.0036**	**0.0029**	**0.0020**	<0.0002	<0.0002
Perfluorohexane sulfonic acid (PFHxS)	355-46-4	0.0002	mg/kg	**0.0637**	**0.0483**	**0.0339**	**0.0006**	<0.0002
Perfluoroheptane sulfonic acid (PFHpS)	375-92-8	0.0002	mg/kg	**0.0205**	**0.0029**	**0.0060**	<0.0002	<0.0002
Perfluorooctane sulfonic acid (PFOS)	1763-23-1	0.0002	mg/kg	**5.45**	**0.184**	**0.978**	**0.0096**	**0.0028**
Perfluorodecane sulfonic acid (PFDS)	335-77-3	0.0002	mg/kg	**0.165**	**0.0034**	**0.0140**	<0.0002	<0.0002
EP231B: Perfluoroalkyl Carboxylic Acids								
Perfluorobutanoic acid (PFBA)	375-22-4	0.001	mg/kg	<0.002	**0.004**	<0.005	<0.001	<0.001
Perfluoropentanoic acid (PFPeA)	2706-90-3	0.0002	mg/kg	**0.0065**	**0.0085**	**0.0019**	<0.0002	<0.0002
Perfluorohexanoic acid (PFHxA)	307-24-4	0.0002	mg/kg	**0.0165**	**0.0092**	**0.0039**	<0.0002	<0.0002
Perfluoroheptanoic acid (PFHpA)	375-85-9	0.0002	mg/kg	**0.0221**	**0.0035**	**0.0014**	<0.0002	<0.0002
Perfluorooctanoic acid (PFOA)	335-67-1	0.0002	mg/kg	**0.0901**	**0.0054**	**0.0041**	<0.0002	<0.0002
Perfluorononanoic acid (PFNA)	375-95-1	0.0002	mg/kg	**0.396**	**0.0038**	**0.0039**	<0.0002	<0.0002
Perfluorodecanoic acid (PFDA)	335-76-2	0.0002	mg/kg	**1.40**	**0.0074**	**0.0092**	<0.0002	<0.0002
Perfluoroundecanoic acid (PFUnDA)	2058-94-8	0.0002	mg/kg	**3.61**	**0.0102**	**0.0121**	<0.0002	<0.0002
Perfluorododecanoic acid (PFDoDA)	307-55-1	0.0002	mg/kg	**3.75**	**0.0127**	**0.0216**	<0.0002	<0.0002
Perfluorotridecanoic acid (PFTrDA)	72629-94-8	0.0002	mg/kg	**0.889**	**0.0020**	**0.0055**	<0.0002	<0.0002
Perfluorotetradecanoic acid (PFTeDA)	376-06-7	0.0005	mg/kg	**0.431**	**0.0030**	**0.0045**	<0.0005	<0.0005
EP231C: Perfluoroalkyl Sulfonamides								
Perfluorooctane sulfonamide (FOSA)	754-91-6	0.0002	mg/kg	**0.0848**	**0.0076**	**0.0153**	<0.0002	<0.0002

Analytical Results

Sub-Matrix: SEDIMENT (Matrix: SOIL)			Sample ID	0902_SD001_231120	0902_SD002_231120	0902_SD003_231120	0902_SD005_231122	0902_SD007_231122
			Sampling date / time	20-Nov-2023 14:56	20-Nov-2023 10:14	20-Nov-2023 10:33	22-Nov-2023 09:43	22-Nov-2023 10:25
Compound	CAS Number	LOR	Unit	ES2341219-001	ES2341219-002	ES2341219-003	ES2341219-004	ES2341219-005
				Result	Result	Result	Result	Result
EP231C: Perfluoroalkyl Sulfonamides - Continued								
N-Methyl perfluorooctane sulfonamide (MeFOSA)	31506-32-8	0.0005	mg/kg	<0.0012	<0.0005	<0.0025	<0.0005	<0.0005
N-Ethyl perfluorooctane sulfonamide (EtFOSA)	4151-50-2	0.0005	mg/kg	<0.0012	<0.0005	<0.0025	<0.0005	<0.0005
N-Methyl perfluorooctane sulfonamidoethanol (MeFOSE)	24448-09-7	0.0005	mg/kg	<0.0012	<0.0005	<0.0025	<0.0005	<0.0005
N-Ethyl perfluorooctane sulfonamidoethanol (EtFOSE)	1691-99-2	0.0005	mg/kg	<0.0012	<0.0005	<0.0025	<0.0005	<0.0005
N-Methyl perfluorooctane sulfonamidoacetic acid (MeFOSAA)	2355-31-9	0.0002	mg/kg	<0.0005	<0.0002	<0.0010	<0.0002	<0.0002
N-Ethyl perfluorooctane sulfonamidoacetic acid (EtFOSAA)	2991-50-6	0.0002	mg/kg	<0.0005	**0.0003**	<0.0010	<0.0002	<0.0002
EP231D: (n:2) Fluorotelomer Sulfonic Acids								
4:2 Fluorotelomer sulfonic acid (4:2 FTS)	757124-72-4	0.0005	mg/kg	<0.0005	<0.0005	<0.0010	<0.0005	<0.0005
6:2 Fluorotelomer sulfonic acid (6:2 FTS)	27619-97-2	0.0005	mg/kg	**0.0716**	<0.0005	**0.0016**	<0.0005	<0.0005
8:2 Fluorotelomer sulfonic acid (8:2 FTS)	39108-34-4	0.0005	mg/kg	**2.11**	**0.0008**	**0.0034**	<0.0005	<0.0005
10:2 Fluorotelomer sulfonic acid (10:2 FTS)	120226-60-0	0.0005	mg/kg	**0.291**	<0.0005	**0.0015**	<0.0005	<0.0005
EP231P: PFAS Sums								
Sum of PFAS	----	0.0002	mg/kg	**18.9**	**0.323**	**1.12**	**0.0102**	**0.0028**
Sum of PFHxS and PFOS	355-46-4/1763-23-1	0.0002	mg/kg	**5.51**	**0.232**	**1.01**	**0.0102**	**0.0028**
Sum of PFAS (WA DER List)	----	0.0002	mg/kg	**7.83**	**0.267**	**1.03**	**0.0102**	**0.0028**
EP231S: PFAS Surrogate								
13C4-PFOS	----	0.0002	%	**108**	**105**	**80.0**	**98.8**	**91.9**
13C8-PFOA	----	0.0002	%	**101**	**93.7**	**88.5**	**95.4**	**100**

Analytical Results

Sub-Matrix: SEDIMENT (Matrix: SOIL)			Sample ID	0902_SD008_231122	0902_SD009_231122	0902_SD011_231122	0902_SD013_231122	0902_SD014_231122
			Sampling date / time	22-Nov-2023 11:10	22-Nov-2023 11:41	22-Nov-2023 13:09	22-Nov-2023 14:06	22-Nov-2023 08:34
Compound	CAS Number	LOR	Unit	ES2341219-006	ES2341219-007	ES2341219-008	ES2341219-009	ES2341219-010
				Result	Result	Result	Result	Result
EA055: Moisture Content (Dried @ 105-110°C)								
Moisture Content	----	0.1	%	57.3	77.2	45.9	32.8	33.1
EP231A: Perfluoroalkyl Sulfonic Acids								
Perfluorobutane sulfonic acid (PFBS)	375-73-5	0.0002	mg/kg	<0.0002	0.0004	<0.0002	0.0004	0.0002
Perfluoropentane sulfonic acid (PFPeS)	2706-91-4	0.0002	mg/kg	<0.0002	0.0004	<0.0002	0.0003	0.0003
Perfluorohexane sulfonic acid (PFHxS)	355-46-4	0.0002	mg/kg	0.0032	0.0084	0.0022	0.0041	0.0047
Perfluoroheptane sulfonic acid (PFHpS)	375-92-8	0.0002	mg/kg	0.0002	0.0010	0.0002	<0.0002	0.0003
Perfluorooctane sulfonic acid (PFOS)	1763-23-1	0.0002	mg/kg	0.0361	0.155	0.0378	0.0124	0.0277
Perfluorodecane sulfonic acid (PFDS)	335-77-3	0.0002	mg/kg	0.0007	0.0054	0.0021	<0.0002	0.0002
EP231B: Perfluoroalkyl Carboxylic Acids								
Perfluorobutanoic acid (PFBA)	375-22-4	0.001	mg/kg	0.001	0.002	<0.001	<0.001	<0.001
Perfluoropentanoic acid (PFPeA)	2706-90-3	0.0002	mg/kg	<0.0002	0.0035	<0.0002	<0.0002	<0.0002
Perfluorohexanoic acid (PFHxA)	307-24-4	0.0002	mg/kg	0.0006	0.0026	0.0004	0.0006	0.0010
Perfluoroheptanoic acid (PFHpA)	375-85-9	0.0002	mg/kg	0.0002	0.0010	<0.0002	<0.0002	<0.0002
Perfluorooctanoic acid (PFOA)	335-67-1	0.0002	mg/kg	0.0003	0.0014	0.0003	0.0002	0.0004
Perfluorononanoic acid (PFNA)	375-95-1	0.0002	mg/kg	<0.0002	0.0007	<0.0002	<0.0002	<0.0002
Perfluorodecanoic acid (PFDA)	335-76-2	0.0002	mg/kg	0.0002	0.0011	0.0003	<0.0002	0.0002
Perfluoroundecanoic acid (PFUnDA)	2058-94-8	0.0002	mg/kg	0.0002	0.0016	0.0006	<0.0002	0.0002
Perfluorododecanoic acid (PFDoDA)	307-55-1	0.0002	mg/kg	0.0002	0.0063	0.0021	<0.0002	0.0003
Perfluorotridecanoic acid (PFTrDA)	72629-94-8	0.0002	mg/kg	<0.0002	0.0042	0.0006	<0.0002	<0.0002
Perfluorotetradecanoic acid (PFTeDA)	376-06-7	0.0005	mg/kg	<0.0005	0.0050	0.0005	<0.0005	<0.0005
EP231C: Perfluoroalkyl Sulfonamides								
Perfluorooctane sulfonamide (FOSA)	754-91-6	0.0002	mg/kg	0.0003	0.0032	0.0004	<0.0002	<0.0002

Analytical Results

Sub-Matrix: SEDIMENT (Matrix: SOIL)			Sample ID	0902_SD008_231122	0902_SD009_231122	0902_SD011_231122	0902_SD013_231122	0902_SD014_231122
			Sampling date / time	22-Nov-2023 11:10	22-Nov-2023 11:41	22-Nov-2023 13:09	22-Nov-2023 14:06	22-Nov-2023 08:34
Compound	CAS Number	LOR	Unit	ES2341219-006	ES2341219-007	ES2341219-008	ES2341219-009	ES2341219-010
				Result	Result	Result	Result	Result
EP231C: Perfluoroalkyl Sulfonamides - Continued								
N-Methyl perfluorooctane sulfonamide (MeFOSA)	31506-32-8	0.0005	mg/kg	<0.0005	<0.0005	<0.0005	<0.0005	<0.0005
N-Ethyl perfluorooctane sulfonamide (EtFOSA)	4151-50-2	0.0005	mg/kg	<0.0005	<0.0005	<0.0005	<0.0005	<0.0005
N-Methyl perfluorooctane sulfonamidoethanol (MeFOSE)	24448-09-7	0.0005	mg/kg	<0.0005	<0.0005	<0.0005	<0.0005	<0.0005
N-Ethyl perfluorooctane sulfonamidoethanol (EtFOSE)	1691-99-2	0.0005	mg/kg	<0.0005	<0.0005	<0.0005	<0.0005	<0.0005
N-Methyl perfluorooctane sulfonamidoacetic acid (MeFOSAA)	2355-31-9	0.0002	mg/kg	<0.0002	<0.0002	<0.0002	<0.0002	<0.0002
N-Ethyl perfluorooctane sulfonamidoacetic acid (EtFOSAA)	2991-50-6	0.0002	mg/kg	<0.0002	<0.0002	<0.0002	<0.0002	<0.0002
EP231D: (n:2) Fluorotelomer Sulfonic Acids								
4:2 Fluorotelomer sulfonic acid (4:2 FTS)	757124-72-4	0.0005	mg/kg	<0.0005	<0.0005	<0.0005	<0.0005	<0.0005
6:2 Fluorotelomer sulfonic acid (6:2 FTS)	27619-97-2	0.0005	mg/kg	<0.0005	**0.0029**	**0.0009**	<0.0005	<0.0005
8:2 Fluorotelomer sulfonic acid (8:2 FTS)	39108-34-4	0.0005	mg/kg	<0.0005	**0.0008**	<0.0005	<0.0005	<0.0005
10:2 Fluorotelomer sulfonic acid (10:2 FTS)	120226-60-0	0.0005	mg/kg	<0.0005	**0.0013**	<0.0005	<0.0005	<0.0005
EP231P: PFAS Sums								
Sum of PFAS	----	0.0002	mg/kg	**0.0432**	**0.208**	**0.0484**	**0.0180**	**0.0355**
Sum of PFHxS and PFOS	355-46-4/1763-23-1	0.0002	mg/kg	**0.0393**	**0.163**	**0.0400**	**0.0165**	**0.0324**
Sum of PFAS (WA DER List)	----	0.0002	mg/kg	**0.0414**	**0.178**	**0.0416**	**0.0177**	**0.0340**
EP231S: PFAS Surrogate								
13C4-PFOS	----	0.0002	%	**99.0**	**95.4**	**96.4**	**89.9**	**102**
13C8-PFOA	----	0.0002	%	**97.9**	**102**	**102**	**101**	**99.6**

Analytical Results

Sub-Matrix: SEDIMENT (Matrix: SOIL)			Sample ID	0902_SD015_231124	0902_SD016_231123	0902_SD018_231127	0902_SD019_231127	0902_SD020_231127
			Sampling date / time	24-Nov-2023 08:44	23-Nov-2023 14:55	27-Nov-2023 10:18	27-Nov-2023 09:14	27-Nov-2023 10:46
Compound	CAS Number	LOR	Unit	ES2341219-011	ES2341219-012	ES2341219-013	ES2341219-014	ES2341219-015
				Result	Result	Result	Result	Result
EA055: Moisture Content (Dried @ 105-110°C)								
Moisture Content	----	0.1	%	**34.7**	**58.6**	**30.3**	**24.6**	**24.7**
EP231A: Perfluoroalkyl Sulfonic Acids								
Perfluorobutane sulfonic acid (PFBS)	375-73-5	0.0002	mg/kg	<0.0002	<0.0002	<0.0002	<0.0002	<0.0002
Perfluoropentane sulfonic acid (PFPeS)	2706-91-4	0.0002	mg/kg	<0.0002	<0.0002	<0.0002	<0.0002	<0.0002
Perfluorohexane sulfonic acid (PFHxS)	355-46-4	0.0002	mg/kg	**0.0004**	**0.0006**	<0.0002	<0.0002	<0.0002
Perfluoroheptane sulfonic acid (PFHpS)	375-92-8	0.0002	mg/kg	<0.0002	<0.0002	<0.0002	<0.0002	<0.0002
Perfluorooctane sulfonic acid (PFOS)	1763-23-1	0.0002	mg/kg	**0.0058**	**0.0079**	**0.0013**	**0.0012**	**0.0012**
Perfluorodecane sulfonic acid (PFDS)	335-77-3	0.0002	mg/kg	<0.0002	<0.0002	<0.0002	<0.0002	<0.0002
EP231B: Perfluoroalkyl Carboxylic Acids								
Perfluorobutanoic acid (PFBA)	375-22-4	0.001	mg/kg	<0.001	<0.001	<0.001	<0.001	<0.001
Perfluoropentanoic acid (PFPeA)	2706-90-3	0.0002	mg/kg	<0.0002	<0.0002	<0.0002	<0.0002	<0.0002
Perfluorohexanoic acid (PFHxA)	307-24-4	0.0002	mg/kg	<0.0002	<0.0002	<0.0002	<0.0002	<0.0002
Perfluoroheptanoic acid (PFHpA)	375-85-9	0.0002	mg/kg	<0.0002	<0.0002	<0.0002	<0.0002	<0.0002
Perfluorooctanoic acid (PFOA)	335-67-1	0.0002	mg/kg	<0.0002	<0.0002	<0.0002	<0.0002	<0.0002
Perfluorononanoic acid (PFNA)	375-95-1	0.0002	mg/kg	<0.0002	<0.0002	<0.0002	<0.0002	<0.0002
Perfluorodecanoic acid (PFDA)	335-76-2	0.0002	mg/kg	<0.0002	<0.0002	<0.0002	<0.0002	<0.0002
Perfluoroundecanoic acid (PFUnDA)	2058-94-8	0.0002	mg/kg	<0.0002	<0.0002	<0.0002	<0.0002	<0.0002
Perfluorododecanoic acid (PFDoDA)	307-55-1	0.0002	mg/kg	<0.0002	<0.0002	<0.0002	<0.0002	<0.0002
Perfluorotridecanoic acid (PFTrDA)	72629-94-8	0.0002	mg/kg	<0.0002	<0.0002	<0.0002	<0.0002	<0.0002
Perfluorotetradecanoic acid (PFTeDA)	376-06-7	0.0005	mg/kg	<0.0005	<0.0005	<0.0005	<0.0005	<0.0005
EP231C: Perfluoroalkyl Sulfonamides								
Perfluorooctane sulfonamide (FOSA)	754-91-6	0.0002	mg/kg	<0.0002	<0.0002	<0.0002	<0.0002	<0.0002

Analytical Results

Sub-Matrix: SEDIMENT (Matrix: SOIL)			Sample ID	0902_SD015_231124	0902_SD016_231123	0902_SD018_231127	0902_SD019_231127	0902_SD020_231127
			Sampling date / time	24-Nov-2023 08:44	23-Nov-2023 14:55	27-Nov-2023 10:18	27-Nov-2023 09:14	27-Nov-2023 10:46
Compound	CAS Number	LOR	Unit	ES2341219-011	ES2341219-012	ES2341219-013	ES2341219-014	ES2341219-015
				Result	Result	Result	Result	Result
EP231C: Perfluoroalkyl Sulfonamides - Continued								
N-Methyl perfluorooctane sulfonamide (MeFOSA)	31506-32-8	0.0005	mg/kg	<0.0005	<0.0005	<0.0005	<0.0005	<0.0005
N-Ethyl perfluorooctane sulfonamide (EtFOSA)	4151-50-2	0.0005	mg/kg	<0.0005	<0.0005	<0.0005	<0.0005	<0.0005
N-Methyl perfluorooctane sulfonamidoethanol (MeFOSE)	24448-09-7	0.0005	mg/kg	<0.0005	<0.0005	<0.0005	<0.0005	<0.0005
N-Ethyl perfluorooctane sulfonamidoethanol (EtFOSE)	1691-99-2	0.0005	mg/kg	<0.0005	<0.0005	<0.0005	<0.0005	<0.0005
N-Methyl perfluorooctane sulfonamidoacetic acid (MeFOSAA)	2355-31-9	0.0002	mg/kg	<0.0002	<0.0002	<0.0002	<0.0002	<0.0002
N-Ethyl perfluorooctane sulfonamidoacetic acid (EtFOSAA)	2991-50-6	0.0002	mg/kg	<0.0002	<0.0002	<0.0002	<0.0002	<0.0002
EP231D: (n:2) Fluorotelomer Sulfonic Acids								
4:2 Fluorotelomer sulfonic acid (4:2 FTS)	757124-72-4	0.0005	mg/kg	<0.0005	<0.0005	<0.0005	<0.0005	<0.0005
6:2 Fluorotelomer sulfonic acid (6:2 FTS)	27619-97-2	0.0005	mg/kg	<0.0005	<0.0005	<0.0005	<0.0005	<0.0005
8:2 Fluorotelomer sulfonic acid (8:2 FTS)	39108-34-4	0.0005	mg/kg	<0.0005	<0.0005	<0.0005	<0.0005	<0.0005
10:2 Fluorotelomer sulfonic acid (10:2 FTS)	120226-60-0	0.0005	mg/kg	<0.0005	<0.0005	<0.0005	<0.0005	<0.0005
EP231P: PFAS Sums								
Sum of PFAS	----	0.0002	mg/kg	**0.0062**	**0.0085**	**0.0013**	**0.0012**	**0.0012**
Sum of PFHxS and PFOS	355-46-4/1763-23-1	0.0002	mg/kg	**0.0062**	**0.0085**	**0.0013**	**0.0012**	**0.0012**
Sum of PFAS (WA DER List)	----	0.0002	mg/kg	**0.0062**	**0.0085**	**0.0013**	**0.0012**	**0.0012**
EP231S: PFAS Surrogate								
13C4-PFOS	----	0.0002	%	**86.8**	**104**	**93.0**	**99.6**	**97.9**
13C8-PFOA	----	0.0002	%	**99.4**	**98.2**	**97.7**	**101**	**104**

Analytical Results

Sub-Matrix: SEDIMENT (Matrix: SOIL)			Sample ID	0902_SD022_231124	0902_SD023_231124	0902_SD024_231127	0902_SD030_231127	0902_SD035_231127
			Sampling date / time	24-Nov-2023 10:49	24-Nov-2023 11:50	27-Nov-2023 08:18	27-Nov-2023 09:46	27-Nov-2023 08:44
Compound	CAS Number	LOR	Unit	ES2341219-016	ES2341219-017	ES2341219-018	ES2341219-019	ES2341219-020
				Result	Result	Result	Result	Result
EA055: Moisture Content (Dried @ 105-110°C)								
Moisture Content	----	0.1	%	**18.2**	**28.0**	**24.8**	**26.2**	**25.5**
EP231A: Perfluoroalkyl Sulfonic Acids								
Perfluorobutane sulfonic acid (PFBS)	375-73-5	0.0002	mg/kg	<0.0002	<0.0002	<0.0002	<0.0002	<0.0002
Perfluoropentane sulfonic acid (PFPeS)	2706-91-4	0.0002	mg/kg	<0.0002	<0.0002	<0.0002	<0.0002	<0.0002
Perfluorohexane sulfonic acid (PFHxS)	355-46-4	0.0002	mg/kg	<0.0002	**0.0006**	<0.0002	<0.0002	<0.0002
Perfluoroheptane sulfonic acid (PFHpS)	375-92-8	0.0002	mg/kg	<0.0002	<0.0002	<0.0002	<0.0002	<0.0002
Perfluorooctane sulfonic acid (PFOS)	1763-23-1	0.0002	mg/kg	**0.0007**	**0.0089**	<0.0002	<0.0002	**0.0007**
Perfluorodecane sulfonic acid (PFDS)	335-77-3	0.0002	mg/kg	<0.0002	**0.0003**	<0.0002	<0.0002	<0.0002
EP231B: Perfluoroalkyl Carboxylic Acids								
Perfluorobutanoic acid (PFBA)	375-22-4	0.001	mg/kg	<0.001	<0.001	<0.001	<0.001	<0.001
Perfluoropentanoic acid (PFPeA)	2706-90-3	0.0002	mg/kg	<0.0002	<0.0002	<0.0002	<0.0002	<0.0002
Perfluorohexanoic acid (PFHxA)	307-24-4	0.0002	mg/kg	<0.0002	<0.0002	<0.0002	<0.0002	<0.0002
Perfluoroheptanoic acid (PFHpA)	375-85-9	0.0002	mg/kg	<0.0002	<0.0002	<0.0002	<0.0002	<0.0002
Perfluorooctanoic acid (PFOA)	335-67-1	0.0002	mg/kg	<0.0002	<0.0002	<0.0002	<0.0002	<0.0002
Perfluorononanoic acid (PFNA)	375-95-1	0.0002	mg/kg	<0.0002	<0.0002	<0.0002	<0.0002	<0.0002
Perfluorodecanoic acid (PFDA)	335-76-2	0.0002	mg/kg	<0.0002	<0.0002	<0.0002	<0.0002	<0.0002
Perfluoroundecanoic acid (PFUnDA)	2058-94-8	0.0002	mg/kg	<0.0002	<0.0002	<0.0002	<0.0002	<0.0002
Perfluorododecanoic acid (PFDoDA)	307-55-1	0.0002	mg/kg	<0.0002	<0.0002	<0.0002	<0.0002	<0.0002
Perfluorotridecanoic acid (PFTrDA)	72629-94-8	0.0002	mg/kg	<0.0002	<0.0002	<0.0002	<0.0002	<0.0002
Perfluorotetradecanoic acid (PFTeDA)	376-06-7	0.0005	mg/kg	<0.0005	<0.0005	<0.0005	<0.0005	<0.0005
EP231C: Perfluoroalkyl Sulfonamides								
Perfluorooctane sulfonamide (FOSA)	754-91-6	0.0002	mg/kg	<0.0002	<0.0002	<0.0002	<0.0002	<0.0002

Analytical Results

Sub-Matrix: SEDIMENT (Matrix: SOIL)			Sample ID	0902_SD022_231124	0902_SD023_231124	0902_SD024_231127	0902_SD030_231127	0902_SD035_231127
			Sampling date / time	24-Nov-2023 10:49	24-Nov-2023 11:50	27-Nov-2023 08:18	27-Nov-2023 09:46	27-Nov-2023 08:44
Compound	CAS Number	LOR	Unit	ES2341219-016	ES2341219-017	ES2341219-018	ES2341219-019	ES2341219-020
				Result	Result	Result	Result	Result
EP231C: Perfluoroalkyl Sulfonamides - Continued								
N-Methyl perfluorooctane sulfonamide (MeFOSA)	31506-32-8	0.0005	mg/kg	<0.0005	<0.0005	<0.0005	<0.0005	<0.0005
N-Ethyl perfluorooctane sulfonamide (EtFOSA)	4151-50-2	0.0005	mg/kg	<0.0005	<0.0005	<0.0005	<0.0005	<0.0005
N-Methyl perfluorooctane sulfonamidoethanol (MeFOSE)	24448-09-7	0.0005	mg/kg	<0.0005	<0.0005	<0.0005	<0.0005	<0.0005
N-Ethyl perfluorooctane sulfonamidoethanol (EtFOSE)	1691-99-2	0.0005	mg/kg	<0.0005	<0.0005	<0.0005	<0.0005	<0.0005
N-Methyl perfluorooctane sulfonamidoacetic acid (MeFOSAA)	2355-31-9	0.0002	mg/kg	<0.0002	<0.0002	<0.0002	<0.0002	<0.0002
N-Ethyl perfluorooctane sulfonamidoacetic acid (EtFOSAA)	2991-50-6	0.0002	mg/kg	<0.0002	<0.0002	<0.0002	<0.0002	<0.0002
EP231D: (n:2) Fluorotelomer Sulfonic Acids								
4:2 Fluorotelomer sulfonic acid (4:2 FTS)	757124-72-4	0.0005	mg/kg	<0.0005	<0.0005	<0.0005	<0.0005	<0.0005
6:2 Fluorotelomer sulfonic acid (6:2 FTS)	27619-97-2	0.0005	mg/kg	<0.0005	<0.0005	<0.0005	<0.0005	<0.0005
8:2 Fluorotelomer sulfonic acid (8:2 FTS)	39108-34-4	0.0005	mg/kg	<0.0005	<0.0005	<0.0005	<0.0005	<0.0005
10:2 Fluorotelomer sulfonic acid (10:2 FTS)	120226-60-0	0.0005	mg/kg	<0.0005	<0.0005	<0.0005	<0.0005	<0.0005
EP231P: PFAS Sums								
Sum of PFAS	----	0.0002	mg/kg	**0.0007**	**0.0098**	<0.0002	<0.0002	**0.0007**
Sum of PFHxS and PFOS	355-46-4/1763-23-1	0.0002	mg/kg	**0.0007**	**0.0095**	<0.0002	<0.0002	**0.0007**
Sum of PFAS (WA DER List)	----	0.0002	mg/kg	**0.0007**	**0.0095**	<0.0002	<0.0002	**0.0007**
EP231S: PFAS Surrogate								
13C4-PFOS	----	0.0002	%	**95.4**	**94.3**	**91.4**	**96.3**	**92.6**
13C8-PFOA	----	0.0002	%	**97.2**	**98.0**	**100**	**95.6**	**102**

Analytical Results

Sub-Matrix: SEDIMENT (Matrix: SOIL)			Sample ID	0902_SD081_231123	0902_QC104_231122	0902_QC110_231124	0902_QC112_231127	----
			Sampling date / time	23-Nov-2023 14:29	22-Nov-2023 13:08	24-Nov-2023 10:51	27-Nov-2023 09:46	----
Compound	CAS Number	LOR	Unit	ES2341219-021	ES2341219-042	ES2341219-045	ES2341219-046	--------
				Result	Result	Result	Result	----
EA055: Moisture Content (Dried @ 105-110°C)								
Moisture Content	----	0.1	%	**14.1**	**33.8**	**21.8**	**25.4**	----
EP231A: Perfluoroalkyl Sulfonic Acids								
Perfluorobutane sulfonic acid (PFBS)	375-73-5	0.0002	mg/kg	<0.0002	<0.0002	<0.0002	<0.0002	----
Perfluoropentane sulfonic acid (PFPeS)	2706-91-4	0.0002	mg/kg	<0.0002	<0.0002	<0.0002	<0.0002	----
Perfluorohexane sulfonic acid (PFHxS)	355-46-4	0.0002	mg/kg	<0.0002	**0.0008**	<0.0002	<0.0002	----
Perfluoroheptane sulfonic acid (PFHpS)	375-92-8	0.0002	mg/kg	<0.0002	<0.0002	<0.0002	<0.0002	----
Perfluorooctane sulfonic acid (PFOS)	1763-23-1	0.0002	mg/kg	**0.0005**	**0.0084**	**0.0004**	<0.0002	----
Perfluorodecane sulfonic acid (PFDS)	335-77-3	0.0002	mg/kg	<0.0002	**0.0006**	<0.0002	<0.0002	----
EP231B: Perfluoroalkyl Carboxylic Acids								
Perfluorobutanoic acid (PFBA)	375-22-4	0.001	mg/kg	<0.001	<0.001	<0.001	<0.001	----
Perfluoropentanoic acid (PFPeA)	2706-90-3	0.0002	mg/kg	<0.0002	<0.0002	<0.0002	<0.0002	----
Perfluorohexanoic acid (PFHxA)	307-24-4	0.0002	mg/kg	<0.0002	<0.0002	<0.0002	<0.0002	----
Perfluoroheptanoic acid (PFHpA)	375-85-9	0.0002	mg/kg	<0.0002	<0.0002	<0.0002	<0.0002	----
Perfluorooctanoic acid (PFOA)	335-67-1	0.0002	mg/kg	<0.0002	<0.0002	<0.0002	<0.0002	----
Perfluorononanoic acid (PFNA)	375-95-1	0.0002	mg/kg	<0.0002	<0.0002	<0.0002	<0.0002	----
Perfluorodecanoic acid (PFDA)	335-76-2	0.0002	mg/kg	<0.0002	<0.0002	<0.0002	<0.0002	----
Perfluoroundecanoic acid (PFUnDA)	2058-94-8	0.0002	mg/kg	<0.0002	<0.0002	<0.0002	<0.0002	----
Perfluorododecanoic acid (PFDoDA)	307-55-1	0.0002	mg/kg	<0.0002	**0.0004**	<0.0002	<0.0002	----
Perfluorotridecanoic acid (PFTrDA)	72629-94-8	0.0002	mg/kg	<0.0002	<0.0002	<0.0002	<0.0002	----
Perfluorotetradecanoic acid (PFTeDA)	376-06-7	0.0005	mg/kg	<0.0005	<0.0005	<0.0005	<0.0005	----
EP231C: Perfluoroalkyl Sulfonamides								
Perfluorooctane sulfonamide (FOSA)	754-91-6	0.0002	mg/kg	<0.0002	<0.0002	<0.0002	<0.0002	----

Analytical Results

Sub-Matrix: SEDIMENT (Matrix: SOIL)			Sample ID	0902_SD081_231123	0902_QC104_231122	0902_QC110_231124	0902_QC112_231127	----
			Sampling date / time	23-Nov-2023 14:29	22-Nov-2023 13:08	24-Nov-2023 10:51	27-Nov-2023 09:46	----
Compound	CAS Number	LOR	Unit	ES2341219-021	ES2341219-042	ES2341219-045	ES2341219-046	--------
				Result	Result	Result	Result	----
EP231C: Perfluoroalkyl Sulfonamides - Continued								
N-Methyl perfluorooctane sulfonamide (MeFOSA)	31506-32-8	0.0005	mg/kg	<0.0005	<0.0005	<0.0005	<0.0005	----
N-Ethyl perfluorooctane sulfonamide (EtFOSA)	4151-50-2	0.0005	mg/kg	<0.0005	<0.0005	<0.0005	<0.0005	----
N-Methyl perfluorooctane sulfonamidoethanol (MeFOSE)	24448-09-7	0.0005	mg/kg	<0.0005	<0.0005	<0.0005	<0.0005	----
N-Ethyl perfluorooctane sulfonamidoethanol (EtFOSE)	1691-99-2	0.0005	mg/kg	<0.0005	<0.0005	<0.0005	<0.0005	----
N-Methyl perfluorooctane sulfonamidoacetic acid (MeFOSAA)	2355-31-9	0.0002	mg/kg	<0.0002	<0.0002	<0.0002	<0.0002	----
N-Ethyl perfluorooctane sulfonamidoacetic acid (EtFOSAA)	2991-50-6	0.0002	mg/kg	<0.0002	<0.0002	<0.0002	<0.0002	----
EP231D: (n:2) Fluorotelomer Sulfonic Acids								
4:2 Fluorotelomer sulfonic acid (4:2 FTS)	757124-72-4	0.0005	mg/kg	<0.0005	<0.0005	<0.0005	<0.0005	----
6:2 Fluorotelomer sulfonic acid (6:2 FTS)	27619-97-2	0.0005	mg/kg	<0.0005	<0.0005	<0.0005	<0.0005	----
8:2 Fluorotelomer sulfonic acid (8:2 FTS)	39108-34-4	0.0005	mg/kg	<0.0005	<0.0005	<0.0005	<0.0005	----
10:2 Fluorotelomer sulfonic acid (10:2 FTS)	120226-60-0	0.0005	mg/kg	<0.0005	<0.0005	<0.0005	<0.0005	----
EP231P: PFAS Sums								
Sum of PFAS	----	0.0002	mg/kg	**0.0005**	**0.0102**	**0.0004**	<0.0002	----
Sum of PFHxS and PFOS	355-46-4/1763-23-1	0.0002	mg/kg	**0.0005**	**0.0092**	**0.0004**	<0.0002	----
Sum of PFAS (WA DER List)	----	0.0002	mg/kg	**0.0005**	**0.0092**	**0.0004**	<0.0002	----
EP231S: PFAS Surrogate								
13C4-PFOS	----	0.0002	%	**105**	**111**	**114**	**111**	----
13C8-PFOA	----	0.0002	%	**116**	**111**	**115**	**111**	----

Analytical Results

Sub-Matrix: SURFACE WATER (Matrix: WATER)			Sample ID	0902_SW002_231120	0902_SW003_231120	0902_SW005_231122	0902_SW007_231122	0902_SW008_231122
			Sampling date / time	20-Nov-2023 10:11	20-Nov-2023 10:32	22-Nov-2023 09:44	22-Nov-2023 10:22	22-Nov-2023 11:11
Compound	CAS Number	LOR	Unit	ES2341219-022	ES2341219-023	ES2341219-024	ES2341219-025	ES2341219-026
				Result	Result	Result	Result	Result
EP231A: Perfluoroalkyl Sulfonic Acids								
Perfluorobutane sulfonic acid (PFBS)	375-73-5	0.02	µg/L	**0.20**	**0.55**	<0.02	<0.02	<0.02
Perfluoropentane sulfonic acid (PFPeS)	2706-91-4	0.02	µg/L	**0.14**	**0.45**	<0.02	<0.02	<0.02
Perfluorohexane sulfonic acid (PFHxS)	355-46-4	0.01	µg/L	**1.26**	**3.80**	**0.13**	**0.02**	**0.09**
Perfluoroheptane sulfonic acid (PFHpS)	375-92-8	0.02	µg/L	**0.12**	**0.17**	<0.02	<0.02	<0.02
Perfluorooctane sulfonic acid (PFOS)	1763-23-1	0.01	µg/L	**3.81**	**15.0**	**0.18**	**0.04**	**0.28**
Perfluorodecane sulfonic acid (PFDS)	335-77-3	0.02	µg/L	<0.02	<0.02	<0.02	<0.02	<0.02
EP231B: Perfluoroalkyl Carboxylic Acids								
Perfluorobutanoic acid (PFBA)	375-22-4	0.1	µg/L	<0.1	**0.3**	<0.1	<0.1	<0.1
Perfluoropentanoic acid (PFPeA)	2706-90-3	0.02	µg/L	**0.14**	**0.60**	<0.02	<0.02	<0.02
Perfluorohexanoic acid (PFHxA)	307-24-4	0.02	µg/L	**0.40**	**1.30**	**0.03**	<0.02	**0.04**
Perfluoroheptanoic acid (PFHpA)	375-85-9	0.02	µg/L	**0.08**	**0.28**	<0.02	<0.02	<0.02
Perfluorooctanoic acid (PFOA)	335-67-1	0.01	µg/L	**0.15**	**0.43**	<0.01	<0.01	<0.01
Perfluorononanoic acid (PFNA)	375-95-1	0.02	µg/L	**0.08**	**0.16**	<0.02	<0.02	<0.02
Perfluorodecanoic acid (PFDA)	335-76-2	0.02	µg/L	**0.07**	**0.08**	<0.02	<0.02	<0.02
Perfluoroundecanoic acid (PFUnDA)	2058-94-8	0.02	µg/L	**0.02**	<0.02	<0.02	<0.02	<0.02
Perfluorododecanoic acid (PFDoDA)	307-55-1	0.02	µg/L	<0.02	<0.02	<0.02	<0.02	<0.02
Perfluorotridecanoic acid (PFTrDA)	72629-94-8	0.02	µg/L	<0.02	<0.02	<0.02	<0.02	<0.02
Perfluorotetradecanoic acid (PFTeDA)	376-06-7	0.05	µg/L	<0.05	<0.05	<0.05	<0.05	<0.05
EP231C: Perfluoroalkyl Sulfonamides								
Perfluorooctane sulfonamide (FOSA)	754-91-6	0.02	µg/L	<0.02	<0.02	<0.02	<0.02	<0.02
N-Methyl perfluorooctane sulfonamide (MeFOSA)	31506-32-8	0.05	µg/L	<0.05	<0.05	<0.05	<0.05	<0.05

Analytical Results

Sub-Matrix: SURFACE WATER (Matrix: WATER)			Sample ID	0902_SW002_231120	0902_SW003_231120	0902_SW005_231122	0902_SW007_231122	0902_SW008_231122
			Sampling date / time	20-Nov-2023 10:11	20-Nov-2023 10:32	22-Nov-2023 09:44	22-Nov-2023 10:22	22-Nov-2023 11:11
Compound	CAS Number	LOR	Unit	ES2341219-022	ES2341219-023	ES2341219-024	ES2341219-025	ES2341219-026
				Result	Result	Result	Result	Result
EP231C: Perfluoroalkyl Sulfonamides - Continued								
N-Ethyl perfluorooctane sulfonamide (EtFOSA)	4151-50-2	0.05	µg/L	<0.05	<0.05	<0.05	<0.05	<0.05
N-Methyl perfluorooctane sulfonamidoethanol (MeFOSE)	24448-09-7	0.05	µg/L	<0.05	<0.05	<0.05	<0.05	<0.05
N-Ethyl perfluorooctane sulfonamidoethanol (EtFOSE)	1691-99-2	0.05	µg/L	<0.05	<0.05	<0.05	<0.05	<0.05
N-Methyl perfluorooctane sulfonamidoacetic acid (MeFOSAA)	2355-31-9	0.02	µg/L	<0.02	<0.02	<0.02	<0.02	<0.02
N-Ethyl perfluorooctane sulfonamidoacetic acid (EtFOSAA)	2991-50-6	0.02	µg/L	<0.02	<0.02	<0.02	<0.02	<0.02
EP231D: (n:2) Fluorotelomer Sulfonic Acids								
4:2 Fluorotelomer sulfonic acid (4:2 FTS)	757124-72-4	0.05	µg/L	<0.05	<0.05	<0.05	<0.05	<0.05
6:2 Fluorotelomer sulfonic acid (6:2 FTS)	27619-97-2	0.05	µg/L	**0.12**	**0.38**	<0.05	<0.05	<0.05
8:2 Fluorotelomer sulfonic acid (8:2 FTS)	39108-34-4	0.05	µg/L	**0.10**	**0.06**	<0.05	<0.05	<0.05
10:2 Fluorotelomer sulfonic acid (10:2 FTS)	120226-60-0	0.05	µg/L	<0.05	<0.05	<0.05	<0.05	<0.05
EP231P: PFAS Sums								
Sum of PFAS	----	0.01	µg/L	**6.69**	**23.6**	**0.34**	**0.06**	**0.41**
Sum of PFHxS and PFOS	355-46-4/1763-23-1	0.01	µg/L	**5.07**	**18.8**	**0.31**	**0.06**	**0.37**
Sum of PFAS (WA DER List)	----	0.01	µg/L	**6.26**	**22.7**	**0.34**	**0.06**	**0.41**
EP231S: PFAS Surrogate								
13C4-PFOS	----	0.02	%	**97.2**	**91.8**	**96.1**	**97.5**	**92.0**
13C8-PFOA	----	0.02	%	**97.1**	**96.1**	**97.2**	**95.7**	**95.3**

Analytical Results

Sub-Matrix: SURFACE WATER (Matrix: WATER)			Sample ID	0902_SW009_231122	0902_SW011_231122	0902_SW013_231122	0902_SW014_231122	0902_SW015_231124
			Sampling date / time	22-Nov-2023 11:41	22-Nov-2023 13:06	22-Nov-2023 14:07	22-Nov-2023 08:30	24-Nov-2023 08:44
Compound	CAS Number	LOR	Unit	ES2341219-027	ES2341219-028	ES2341219-029	ES2341219-030	ES2341219-031
				Result	Result	Result	Result	Result
EP231A: Perfluoroalkyl Sulfonic Acids								
Perfluorobutane sulfonic acid (PFBS)	375-73-5	0.02	µg/L	**0.03**	**0.03**	**0.28**	<0.02	**0.03**
Perfluoropentane sulfonic acid (PFPeS)	2706-91-4	0.02	µg/L	**0.02**	**0.03**	**0.21**	<0.02	<0.02
Perfluorohexane sulfonic acid (PFHxS)	355-46-4	0.01	µg/L	**0.28**	**0.33**	**1.76**	**0.21**	**0.20**
Perfluoroheptane sulfonic acid (PFHpS)	375-92-8	0.02	µg/L	**0.02**	**0.03**	**0.04**	<0.02	<0.02
Perfluorooctane sulfonic acid (PFOS)	1763-23-1	0.01	µg/L	**1.27**	**1.51**	**0.57**	**0.38**	**0.14**
Perfluorodecane sulfonic acid (PFDS)	335-77-3	0.02	µg/L	<0.02	**0.02**	<0.02	<0.02	<0.02
EP231B: Perfluoroalkyl Carboxylic Acids								
Perfluorobutanoic acid (PFBA)	375-22-4	0.1	µg/L	<0.1	<0.1	**0.2**	<0.1	<0.1
Perfluoropentanoic acid (PFPeA)	2706-90-3	0.02	µg/L	**0.03**	**0.03**	**0.08**	<0.02	<0.02
Perfluorohexanoic acid (PFHxA)	307-24-4	0.02	µg/L	**0.09**	**0.11**	**0.40**	**0.04**	**0.03**
Perfluoroheptanoic acid (PFHpA)	375-85-9	0.02	µg/L	<0.02	<0.02	**0.04**	<0.02	<0.02
Perfluorooctanoic acid (PFOA)	335-67-1	0.01	µg/L	**0.03**	**0.04**	**0.09**	**0.01**	**0.01**
Perfluorononanoic acid (PFNA)	375-95-1	0.02	µg/L	<0.02	<0.02	<0.02	<0.02	<0.02
Perfluorodecanoic acid (PFDA)	335-76-2	0.02	µg/L	<0.02	<0.02	<0.02	<0.02	<0.02
Perfluoroundecanoic acid (PFUnDA)	2058-94-8	0.02	µg/L	<0.02	<0.02	<0.02	<0.02	<0.02
Perfluorododecanoic acid (PFDoDA)	307-55-1	0.02	µg/L	<0.02	<0.02	<0.02	<0.02	<0.02
Perfluorotridecanoic acid (PFTrDA)	72629-94-8	0.02	µg/L	<0.02	<0.02	<0.02	<0.02	<0.02
Perfluorotetradecanoic acid (PFTeDA)	376-06-7	0.05	µg/L	<0.05	<0.05	<0.05	<0.05	<0.05
EP231C: Perfluoroalkyl Sulfonamides								
Perfluorooctane sulfonamide (FOSA)	754-91-6	0.02	µg/L	<0.02	<0.02	<0.02	<0.02	<0.02
N-Methyl perfluorooctane sulfonamide (MeFOSA)	31506-32-8	0.05	µg/L	<0.05	<0.05	<0.05	<0.05	<0.05

Analytical Results

Sub-Matrix: SURFACE WATER (Matrix: WATER)			Sample ID	0902_SW009_231122	0902_SW011_231122	0902_SW013_231122	0902_SW014_231122	0902_SW015_231124
			Sampling date / time	22-Nov-2023 11:41	22-Nov-2023 13:06	22-Nov-2023 14:07	22-Nov-2023 08:30	24-Nov-2023 08:44
Compound	CAS Number	LOR	Unit	ES2341219-027	ES2341219-028	ES2341219-029	ES2341219-030	ES2341219-031
				Result	Result	Result	Result	Result
EP231C: Perfluoroalkyl Sulfonamides - Continued								
N-Ethyl perfluorooctane sulfonamide (EtFOSA)	4151-50-2	0.05	µg/L	<0.05	<0.05	<0.05	<0.05	<0.05
N-Methyl perfluorooctane sulfonamidoethanol (MeFOSE)	24448-09-7	0.05	µg/L	<0.05	<0.05	<0.05	<0.05	<0.05
N-Ethyl perfluorooctane sulfonamidoethanol (EtFOSE)	1691-99-2	0.05	µg/L	<0.05	<0.05	<0.05	<0.05	<0.05
N-Methyl perfluorooctane sulfonamidoacetic acid (MeFOSAA)	2355-31-9	0.02	µg/L	<0.02	<0.02	<0.02	<0.02	<0.02
N-Ethyl perfluorooctane sulfonamidoacetic acid (EtFOSAA)	2991-50-6	0.02	µg/L	<0.02	<0.02	<0.02	<0.02	<0.02
EP231D: (n:2) Fluorotelomer Sulfonic Acids								
4:2 Fluorotelomer sulfonic acid (4:2 FTS)	757124-72-4	0.05	µg/L	<0.05	<0.05	<0.05	<0.05	<0.05
6:2 Fluorotelomer sulfonic acid (6:2 FTS)	27619-97-2	0.05	µg/L	**0.08**	**0.10**	<0.05	<0.05	<0.05
8:2 Fluorotelomer sulfonic acid (8:2 FTS)	39108-34-4	0.05	µg/L	<0.05	<0.05	<0.05	<0.05	<0.05
10:2 Fluorotelomer sulfonic acid (10:2 FTS)	120226-60-0	0.05	µg/L	<0.05	<0.05	<0.05	<0.05	<0.05
EP231P: PFAS Sums								
Sum of PFAS	----	0.01	µg/L	**1.85**	**2.23**	**3.67**	**0.64**	**0.41**
Sum of PFHxS and PFOS	355-46-4/1763-23-1	0.01	µg/L	**1.55**	**1.84**	**2.33**	**0.59**	**0.34**
Sum of PFAS (WA DER List)	----	0.01	µg/L	**1.81**	**2.15**	**3.42**	**0.64**	**0.41**
EP231S: PFAS Surrogate								
13C4-PFOS	----	0.02	%	**88.0**	**90.7**	**91.9**	**89.6**	**82.1**
13C8-PFOA	----	0.02	%	**94.5**	**97.3**	**97.4**	**97.2**	**97.5**

Analytical Results

Sub-Matrix: SURFACE WATER (Matrix: WATER)			Sample ID	0902_SW016_231123	0902_SW018_231127	0902_SW019_231127	0902_SW020_231127	0902_SW022_231124
			Sampling date / time	23-Nov-2023 14:53	27-Nov-2023 10:20	27-Nov-2023 09:15	27-Nov-2023 10:47	24-Nov-2023 10:55
Compound	CAS Number	LOR	Unit	ES2341219-032	ES2341219-033	ES2341219-034	ES2341219-035	ES2341219-036
				Result	Result	Result	Result	Result
EP231A: Perfluoroalkyl Sulfonic Acids								
Perfluorobutane sulfonic acid (PFBS)	375-73-5	0.02	µg/L	**0.03**	<0.02	<0.02	<0.02	**0.06**
Perfluoropentane sulfonic acid (PFPeS)	2706-91-4	0.02	µg/L	**0.02**	<0.02	<0.02	<0.02	**0.04**
Perfluorohexane sulfonic acid (PFHxS)	355-46-4	0.01	µg/L	**0.19**	<0.01	**0.02**	**0.02**	**0.27**
Perfluoroheptane sulfonic acid (PFHpS)	375-92-8	0.02	µg/L	<0.02	<0.02	<0.02	<0.02	<0.02
Perfluorooctane sulfonic acid (PFOS)	1763-23-1	0.01	µg/L	**0.27**	**0.02**	**0.03**	**0.03**	**0.07**
Perfluorodecane sulfonic acid (PFDS)	335-77-3	0.02	µg/L	<0.02	<0.02	<0.02	<0.02	<0.02
EP231B: Perfluoroalkyl Carboxylic Acids								
Perfluorobutanoic acid (PFBA)	375-22-4	0.1	µg/L	<0.1	<0.1	<0.1	<0.1	<0.1
Perfluoropentanoic acid (PFPeA)	2706-90-3	0.02	µg/L	<0.02	<0.02	<0.02	<0.02	**0.03**
Perfluorohexanoic acid (PFHxA)	307-24-4	0.02	µg/L	**0.05**	<0.02	**0.03**	**0.02**	**0.10**
Perfluoroheptanoic acid (PFHpA)	375-85-9	0.02	µg/L	<0.02	<0.02	<0.02	<0.02	<0.02
Perfluorooctanoic acid (PFOA)	335-67-1	0.01	µg/L	**0.02**	<0.01	<0.01	**0.01**	**0.02**
Perfluorononanoic acid (PFNA)	375-95-1	0.02	µg/L	<0.02	<0.02	<0.02	<0.02	<0.02
Perfluorodecanoic acid (PFDA)	335-76-2	0.02	µg/L	<0.02	<0.02	<0.02	<0.02	<0.02
Perfluoroundecanoic acid (PFUnDA)	2058-94-8	0.02	µg/L	<0.02	<0.02	<0.02	<0.02	<0.02
Perfluorododecanoic acid (PFDoDA)	307-55-1	0.02	µg/L	<0.02	<0.02	<0.02	<0.02	<0.02
Perfluorotridecanoic acid (PFTrDA)	72629-94-8	0.02	µg/L	<0.02	<0.02	<0.02	<0.02	<0.02
Perfluorotetradecanoic acid (PFTeDA)	376-06-7	0.05	µg/L	<0.05	<0.05	<0.05	<0.05	<0.05
EP231C: Perfluoroalkyl Sulfonamides								
Perfluorooctane sulfonamide (FOSA)	754-91-6	0.02	µg/L	<0.02	<0.02	<0.02	<0.02	<0.02
N-Methyl perfluorooctane sulfonamide (MeFOSA)	31506-32-8	0.05	µg/L	<0.05	<0.05	<0.05	<0.05	<0.05

Analytical Results

Sub-Matrix: SURFACE WATER (Matrix: WATER)			Sample ID	0902_SW016_231123	0902_SW018_231127	0902_SW019_231127	0902_SW020_231127	0902_SW022_231124
			Sampling date / time	23-Nov-2023 14:53	27-Nov-2023 10:20	27-Nov-2023 09:15	27-Nov-2023 10:47	24-Nov-2023 10:55
Compound	CAS Number	LOR	Unit	ES2341219-032	ES2341219-033	ES2341219-034	ES2341219-035	ES2341219-036
				Result	Result	Result	Result	Result
EP231C: Perfluoroalkyl Sulfonamides - Continued								
N-Ethyl perfluorooctane sulfonamide (EtFOSA)	4151-50-2	0.05	µg/L	<0.05	<0.05	<0.05	<0.05	<0.05
N-Methyl perfluorooctane sulfonamidoethanol (MeFOSE)	24448-09-7	0.05	µg/L	<0.05	<0.05	<0.05	<0.05	<0.05
N-Ethyl perfluorooctane sulfonamidoethanol (EtFOSE)	1691-99-2	0.05	µg/L	<0.05	<0.05	<0.05	<0.05	<0.05
N-Methyl perfluorooctane sulfonamidoacetic acid (MeFOSAA)	2355-31-9	0.02	µg/L	<0.02	<0.02	<0.02	<0.02	<0.02
N-Ethyl perfluorooctane sulfonamidoacetic acid (EtFOSAA)	2991-50-6	0.02	µg/L	<0.02	<0.02	<0.02	<0.02	<0.02
EP231D: (n:2) Fluorotelomer Sulfonic Acids								
4:2 Fluorotelomer sulfonic acid (4:2 FTS)	757124-72-4	0.05	µg/L	<0.05	<0.05	<0.05	<0.05	<0.05
6:2 Fluorotelomer sulfonic acid (6:2 FTS)	27619-97-2	0.05	µg/L	<0.05	<0.05	<0.05	<0.05	<0.05
8:2 Fluorotelomer sulfonic acid (8:2 FTS)	39108-34-4	0.05	µg/L	<0.05	<0.05	<0.05	<0.05	<0.05
10:2 Fluorotelomer sulfonic acid (10:2 FTS)	120226-60-0	0.05	µg/L	<0.05	<0.05	<0.05	<0.05	<0.05
EP231P: PFAS Sums								
Sum of PFAS	----	0.01	µg/L	**0.58**	**0.02**	**0.08**	**0.08**	**0.59**
Sum of PFHxS and PFOS	355-46-4/1763-23-1	0.01	µg/L	**0.46**	**0.02**	**0.05**	**0.05**	**0.34**
Sum of PFAS (WA DER List)	----	0.01	µg/L	**0.56**	**0.02**	**0.08**	**0.08**	**0.55**
EP231S: PFAS Surrogate								
13C4-PFOS	----	0.02	%	**91.8**	**87.8**	**88.3**	**89.9**	**87.8**
13C8-PFOA	----	0.02	%	**97.2**	**96.1**	**96.7**	**101**	**97.0**

Analytical Results

Sub-Matrix: SURFACE WATER (Matrix: WATER)			Sample ID	0902_SW023_231124	0902_SW024_231127	0902_SW030_231127	0902_SW035_231127	0902_SW037_231120
			Sampling date / time	24-Nov-2023 11:52	27-Nov-2023 08:22	27-Nov-2023 09:44	27-Nov-2023 08:43	20-Nov-2023 11:06
Compound	CAS Number	LOR	Unit	ES2341219-037	ES2341219-038	ES2341219-039	ES2341219-040	ES2341219-041
				Result	Result	Result	Result	Result
EP231A: Perfluoroalkyl Sulfonic Acids								
Perfluorobutane sulfonic acid (PFBS)	375-73-5	0.02	µg/L	<0.02	<0.02	<0.02	<0.02	**0.05**
Perfluoropentane sulfonic acid (PFPeS)	2706-91-4	0.02	µg/L	<0.02	<0.02	<0.02	<0.02	**0.04**
Perfluorohexane sulfonic acid (PFHxS)	355-46-4	0.01	µg/L	**0.14**	<0.01	<0.01	**0.03**	**0.39**
Perfluoroheptane sulfonic acid (PFHpS)	375-92-8	0.02	µg/L	<0.02	<0.02	<0.02	<0.02	<0.02
Perfluorooctane sulfonic acid (PFOS)	1763-23-1	0.01	µg/L	**0.27**	<0.01	<0.01	**0.03**	**0.61**
Perfluorodecane sulfonic acid (PFDS)	335-77-3	0.02	µg/L	<0.02	<0.02	<0.02	<0.02	<0.02
EP231B: Perfluoroalkyl Carboxylic Acids								
Perfluorobutanoic acid (PFBA)	375-22-4	0.1	µg/L	<0.1	<0.1	<0.1	<0.1	<0.1
Perfluoropentanoic acid (PFPeA)	2706-90-3	0.02	µg/L	<0.02	<0.02	<0.02	<0.02	**0.05**
Perfluorohexanoic acid (PFHxA)	307-24-4	0.02	µg/L	**0.04**	<0.02	<0.02	<0.02	**0.22**
Perfluoroheptanoic acid (PFHpA)	375-85-9	0.02	µg/L	<0.02	<0.02	<0.02	<0.02	**0.03**
Perfluorooctanoic acid (PFOA)	335-67-1	0.01	µg/L	**0.01**	<0.01	<0.01	<0.01	**0.06**
Perfluorononanoic acid (PFNA)	375-95-1	0.02	µg/L	<0.02	<0.02	<0.02	<0.02	<0.02
Perfluorodecanoic acid (PFDA)	335-76-2	0.02	µg/L	<0.02	<0.02	<0.02	<0.02	<0.02
Perfluoroundecanoic acid (PFUnDA)	2058-94-8	0.02	µg/L	<0.02	<0.02	<0.02	<0.02	<0.02
Perfluorododecanoic acid (PFDoDA)	307-55-1	0.02	µg/L	<0.02	<0.02	<0.02	<0.02	<0.02
Perfluorotridecanoic acid (PFTrDA)	72629-94-8	0.02	µg/L	<0.02	<0.02	<0.02	<0.02	<0.02
Perfluorotetradecanoic acid (PFTeDA)	376-06-7	0.05	µg/L	<0.05	<0.05	<0.05	<0.05	<0.05
EP231C: Perfluoroalkyl Sulfonamides								
Perfluorooctane sulfonamide (FOSA)	754-91-6	0.02	µg/L	<0.02	<0.02	<0.02	<0.02	<0.02
N-Methyl perfluorooctane sulfonamide (MeFOSA)	31506-32-8	0.05	µg/L	<0.05	<0.05	<0.05	<0.05	<0.05

Analytical Results

Sub-Matrix: SURFACE WATER (Matrix: WATER)			Sample ID	0902_SW023_231124	0902_SW024_231127	0902_SW030_231127	0902_SW035_231127	0902_SW037_231120
			Sampling date / time	24-Nov-2023 11:52	27-Nov-2023 08:22	27-Nov-2023 09:44	27-Nov-2023 08:43	20-Nov-2023 11:06
Compound	CAS Number	LOR	Unit	ES2341219-037	ES2341219-038	ES2341219-039	ES2341219-040	ES2341219-041
				Result	Result	Result	Result	Result
EP231C: Perfluoroalkyl Sulfonamides - Continued								
N-Ethyl perfluorooctane sulfonamide (EtFOSA)	4151-50-2	0.05	µg/L	<0.05	<0.05	<0.05	<0.05	<0.05
N-Methyl perfluorooctane sulfonamidoethanol (MeFOSE)	24448-09-7	0.05	µg/L	<0.05	<0.05	<0.05	<0.05	<0.05
N-Ethyl perfluorooctane sulfonamidoethanol (EtFOSE)	1691-99-2	0.05	µg/L	<0.05	<0.05	<0.05	<0.05	<0.05
N-Methyl perfluorooctane sulfonamidoacetic acid (MeFOSAA)	2355-31-9	0.02	µg/L	<0.02	<0.02	<0.02	<0.02	<0.02
N-Ethyl perfluorooctane sulfonamidoacetic acid (EtFOSAA)	2991-50-6	0.02	µg/L	<0.02	<0.02	<0.02	<0.02	<0.02
EP231D: (n:2) Fluorotelomer Sulfonic Acids								
4:2 Fluorotelomer sulfonic acid (4:2 FTS)	757124-72-4	0.05	µg/L	<0.05	<0.05	<0.05	<0.05	<0.05
6:2 Fluorotelomer sulfonic acid (6:2 FTS)	27619-97-2	0.05	µg/L	**0.05**	<0.05	<0.05	<0.05	<0.05
8:2 Fluorotelomer sulfonic acid (8:2 FTS)	39108-34-4	0.05	µg/L	<0.05	<0.05	<0.05	<0.05	<0.05
10:2 Fluorotelomer sulfonic acid (10:2 FTS)	120226-60-0	0.05	µg/L	<0.05	<0.05	<0.05	<0.05	<0.05
EP231P: PFAS Sums								
Sum of PFAS	----	0.01	µg/L	**0.51**	<0.01	<0.01	**0.06**	**1.45**
Sum of PFHxS and PFOS	355-46-4/1763-23-1	0.01	µg/L	**0.41**	<0.01	<0.01	**0.06**	**1.00**
Sum of PFAS (WA DER List)	----	0.01	µg/L	**0.51**	<0.01	<0.01	**0.06**	**1.41**
EP231S: PFAS Surrogate								
13C4-PFOS	----	0.02	%	**88.5**	**88.5**	**89.5**	**92.6**	**92.2**
13C8-PFOA	----	0.02	%	**99.3**	**99.0**	**97.5**	**97.9**	**99.5**

Analytical Results

Sub-Matrix: SURFACE WATER (Matrix: WATER)			Sample ID	0902_QC103_231122	0902_QC108_231123	----	----	----
			Sampling date / time	22-Nov-2023 14:09	23-Nov-2023 14:53	----	----	----
Compound	CAS Number	LOR	Unit	ES2341219-043	ES2341219-044	--------	--------	--------
				Result	Result	----	----	----
EP231A: Perfluoroalkyl Sulfonic Acids								
Perfluorobutane sulfonic acid (PFBS)	375-73-5	0.02	µg/L	**0.27**	**0.03**	----	----	----
Perfluoropentane sulfonic acid (PFPeS)	2706-91-4	0.02	µg/L	**0.21**	**0.03**	----	----	----
Perfluorohexane sulfonic acid (PFHxS)	355-46-4	0.01	µg/L	**1.82**	**0.21**	----	----	----
Perfluoroheptane sulfonic acid (PFHpS)	375-92-8	0.02	µg/L	**0.04**	<0.02	----	----	----
Perfluorooctane sulfonic acid (PFOS)	1763-23-1	0.01	µg/L	**0.59**	**0.25**	----	----	----
Perfluorodecane sulfonic acid (PFDS)	335-77-3	0.02	µg/L	<0.02	<0.02	----	----	----
EP231B: Perfluoroalkyl Carboxylic Acids								
Perfluorobutanoic acid (PFBA)	375-22-4	0.1	µg/L	**0.2**	<0.1	----	----	----
Perfluoropentanoic acid (PFPeA)	2706-90-3	0.02	µg/L	**0.09**	<0.02	----	----	----
Perfluorohexanoic acid (PFHxA)	307-24-4	0.02	µg/L	**0.40**	**0.05**	----	----	----
Perfluoroheptanoic acid (PFHpA)	375-85-9	0.02	µg/L	**0.04**	<0.02	----	----	----
Perfluorooctanoic acid (PFOA)	335-67-1	0.01	µg/L	**0.09**	**0.02**	----	----	----
Perfluorononanoic acid (PFNA)	375-95-1	0.02	µg/L	<0.02	<0.02	----	----	----
Perfluorodecanoic acid (PFDA)	335-76-2	0.02	µg/L	<0.02	<0.02	----	----	----
Perfluoroundecanoic acid (PFUnDA)	2058-94-8	0.02	µg/L	<0.02	<0.02	----	----	----
Perfluorododecanoic acid (PFDoDA)	307-55-1	0.02	µg/L	<0.02	<0.02	----	----	----
Perfluorotridecanoic acid (PFTrDA)	72629-94-8	0.02	µg/L	<0.02	<0.02	----	----	----
Perfluorotetradecanoic acid (PFTeDA)	376-06-7	0.05	µg/L	<0.05	<0.05	----	----	----
EP231C: Perfluoroalkyl Sulfonamides								
Perfluorooctane sulfonamide (FOSA)	754-91-6	0.02	µg/L	<0.02	<0.02	----	----	----
N-Methyl perfluorooctane sulfonamide (MeFOSA)	31506-32-8	0.05	µg/L	<0.05	<0.05	----	----	----

Analytical Results

Sub-Matrix: SURFACE WATER (Matrix: WATER)			Sample ID	0902_QC103_231122	0902_QC108_231123	----	----	----
			Sampling date / time	22-Nov-2023 14:09	23-Nov-2023 14:53	----	----	----
Compound	CAS Number	LOR	Unit	ES2341219-043	ES2341219-044	--------	--------	--------
				Result	Result	----	----	----
EP231C: Perfluoroalkyl Sulfonamides - Continued								
N-Ethyl perfluorooctane sulfonamide (EtFOSA)	4151-50-2	0.05	µg/L	<0.05	<0.05	----	----	----
N-Methyl perfluorooctane sulfonamidoethanol (MeFOSE)	24448-09-7	0.05	µg/L	<0.05	<0.05	----	----	----
N-Ethyl perfluorooctane sulfonamidoethanol (EtFOSE)	1691-99-2	0.05	µg/L	<0.05	<0.05	----	----	----
N-Methyl perfluorooctane sulfonamidoacetic acid (MeFOSAA)	2355-31-9	0.02	µg/L	<0.02	<0.02	----	----	----
N-Ethyl perfluorooctane sulfonamidoacetic acid (EtFOSAA)	2991-50-6	0.02	µg/L	<0.02	<0.02	----	----	----
EP231D: (n:2) Fluorotelomer Sulfonic Acids								
4:2 Fluorotelomer sulfonic acid (4:2 FTS)	757124-72-4	0.05	µg/L	<0.05	<0.05	----	----	----
6:2 Fluorotelomer sulfonic acid (6:2 FTS)	27619-97-2	0.05	µg/L	<0.05	<0.05	----	----	----
8:2 Fluorotelomer sulfonic acid (8:2 FTS)	39108-34-4	0.05	µg/L	<0.05	<0.05	----	----	----
10:2 Fluorotelomer sulfonic acid (10:2 FTS)	120226-60-0	0.05	µg/L	<0.05	<0.05	----	----	----
EP231P: PFAS Sums								
Sum of PFAS	----	0.01	µg/L	**3.75**	**0.59**	----	----	----
Sum of PFHxS and PFOS	355-46-4/1763-23-1	0.01	µg/L	**2.41**	**0.46**	----	----	----
Sum of PFAS (WA DER List)	----	0.01	µg/L	**3.50**	**0.56**	----	----	----
EP231S: PFAS Surrogate								
13C4-PFOS	----	0.02	%	**91.2**	**91.4**	----	----	----
13C8-PFOA	----	0.02	%	**98.9**	**97.7**	----	----	----

Surrogate Control Limits

Sub-Matrix: SEDIMENT		Recovery Limits (%)	
Compound	CAS Number	Low	High
EP231S: PFAS Surrogate			
13C4-PFOS	----	60	120
13C8-PFOA	----	60	120

Sub-Matrix: SURFACE WATER		Recovery Limits (%)	
Compound	CAS Number	Low	High
EP231S: PFAS Surrogate			
13C4-PFOS	----	60	120
13C8-PFOA	----	60	120

QUALITY CONTROL REPORT

Work Order	: **ES2341219**	Page	: 1 of 20
Client	: **AECOM AUSTRALIA PTY LTD**	Laboratory	: Environmental Division Sydney
Contact	: JESSICA ROY	Contact	: Sepan Mahamad
Address	: LEVEL 21 420 GEORGE STREET SYDNEY NSW, AUSTRALIA 2000	Address	: 277-289 Woodpark Road Smithfield NSW Australia 2164
Telephone	: ----	Telephone	: +61 2 8784 8555
Project	: NSW_0902_PFASOMP_23	Date Samples Received	: 28-Nov-2023
Order number	: 60612562_5.1	Date Analysis Commenced	: 29-Nov-2023
C-O-C number	: 60725	Issue Date	: 05-Dec-2023
Sampler	: NICOLA TOMLIN, Terrence Darma		
Site	: SW/SD		
Quote number	: SY/139/19 v4 60612562_5.1		
No. of samples received	: 46		
No. of samples analysed	: 46		

Accreditation No. 825
Accredited for compliance with
ISO/IEC 17025 - Testing

This report supersedes any previous report(s) with this reference. Results apply to the sample(s) as submitted, unless the sampling was conducted by ALS. This document shall not be reproduced, except in full.

This Quality Control Report contains the following information:

- Laboratory Duplicate (DUP) Report; Relative Percentage Difference (RPD) and Acceptance Limits
- Method Blank (MB) and Laboratory Control Spike (LCS) Report; Recovery and Acceptance Limits
- Matrix Spike (MS) Report; Recovery and Acceptance Limits

Signatories

This document has been electronically signed by the authorized signatories below. Electronic signing is carried out in compliance with procedures specified in 21 CFR Part 11.

Signatories	*Position*	*Accreditation Category*
Franco Lentini	LCMS Coordinator	Sydney Inorganics, Smithfield, NSW
Franco Lentini	LCMS Coordinator	Sydney Organics, Smithfield, NSW

General Comments

The analytical procedures used by ALS have been developed from established internationally recognised procedures such as those published by the USEPA, APHA, AS and NEPM. In house developed procedures are fully validated and are often at the client request.

Where moisture determination has been performed, results are reported on a dry weight basis.

Where a reported less than (<) result is higher than the LOR, this may be due to primary sample extract/digestate dilution and/or insufficient sample for analysis. Where the LOR of a reported result differs from standard LOR, this may be due to high moisture content, insufficient sample (reduced weight employed) or matrix interference.

Key :
Anonymous = Refers to samples which are not specifically part of this work order but formed part of the QC process lot
CAS Number = CAS registry number from database maintained by Chemical Abstracts Services. The Chemical Abstracts Service is a division of the American Chemical Society.
LOR = Limit of reporting
RPD = Relative Percentage Difference
# = Indicates failed QC
* = The final LOR has been raised due to dilution or other sample specific cause; adjusted LOR is shown in brackets. The duplicate ranges for Acceptable RPD% are applied to the final LOR where applicable.

Laboratory Duplicate (DUP) Report

The quality control term Laboratory Duplicate refers to a randomly selected intralaboratory split. Laboratory duplicates provide information regarding method precision and sample heterogeneity. The permitted ranges for the Relative Percent Deviation (RPD) of Laboratory Duplicates are specified in ALS Method QWI-EN/38 and are dependent on the magnitude of results in comparison to the level of reporting: Result < 10 times LOR: No Limit; Result between 10 and 20 times LOR: 0% - 50%; Result > 20 times LOR: 0% - 20%.

Sub-Matrix: **SOIL**

				Laboratory Duplicate (DUP) Report					
Laboratory sample ID	Sample ID	Method: Compound	CAS Number	LOR	Unit	Original Result	Duplicate Result	RPD (%)	Acceptable RPD (%)
EA055: Moisture Content (Dried @ 105-110°C) (QC Lot: 5463986)									
ES2341176-001	Anonymous	EA055: Moisture Content	----	0.1	%	2.9	3.3	12.8	0% - 20%
ES2341219-009	0902_SD013_231122	EA055: Moisture Content	----	0.1	%	32.8	36.4	10.5	0% - 20%
EA055: Moisture Content (Dried @ 105-110°C) (QC Lot: 5463987)									
ES2341219-018	0902_SD024_231127	EA055: Moisture Content	----	0.1	%	24.8	24.7	0.7	0% - 20%
EP231A: Perfluoroalkyl Sulfonic Acids (QC Lot: 5459894)									
ES2341219-001	0902_SD001_231120	EP231X: Perfluorobutane sulfonic acid (PFBS)	375-73-5	0.0002 (0.0005)*	mg/kg	0.0026	0.0028	5.1	No Limit
		EP231X: Perfluoropentane sulfonic acid (PFPeS)	2706-91-4	0.0002 (0.0005)*	mg/kg	0.0036	0.0037	4.8	No Limit
		EP231X: Perfluorohexane sulfonic acid (PFHxS)	355-46-4	0.0002 (0.0005)*	mg/kg	0.0637	0.0658	3.4	0% - 20%
		EP231X: Perfluoroheptane sulfonic acid (PFHpS)	375-92-8	0.0002 (0.0005)*	mg/kg	0.0205	0.0199	3.0	0% - 20%
		EP231X: Perfluorooctane sulfonic acid (PFOS)	1763-23-1	0.0002 (0.0005)*	mg/kg	5.45	5.12	6.2	0% - 20%
		EP231X: Perfluorodecane sulfonic acid (PFDS)	335-77-3	0.0002 (0.0005)*	mg/kg	0.165	0.168	2.0	0% - 20%
ES2341219-011	0902_SD015_231124	EP231X: Perfluorobutane sulfonic acid (PFBS)	375-73-5	0.0002	mg/kg	<0.0002	<0.0002	0.0	No Limit
		EP231X: Perfluoropentane sulfonic acid (PFPeS)	2706-91-4	0.0002	mg/kg	<0.0002	<0.0002	0.0	No Limit
		EP231X: Perfluorohexane sulfonic acid (PFHxS)	355-46-4	0.0002	mg/kg	0.0004	0.0004	0.0	No Limit
		EP231X: Perfluoroheptane sulfonic acid (PFHpS)	375-92-8	0.0002	mg/kg	<0.0002	<0.0002	0.0	No Limit

Sub-Matrix: **SOIL**

Laboratory sample ID	Sample ID	Method: Compound	CAS Number	Laboratory Duplicate (DUP) Report LOR	Unit	Original Result	Duplicate Result	RPD (%)	Acceptable RPD (%)
EP231A: Perfluoroalkyl Sulfonic Acids (QC Lot: 5459894) - continued									
ES2341219-011	0902_SD015_231124	EP231X: Perfluorooctane sulfonic acid (PFOS)	1763-23-1	0.0002	mg/kg	0.0058	0.0064	10.3	0% - 20%
		EP231X: Perfluorodecane sulfonic acid (PFDS)	335-77-3	0.0002	mg/kg	<0.0002	<0.0002	0.0	No Limit
EP231A: Perfluoroalkyl Sulfonic Acids (QC Lot: 5459895)									
ES2341016-004	Anonymous	EP231X: Perfluorobutane sulfonic acid (PFBS)	375-73-5	0.0002	mg/kg	<0.0002	<0.0002	0.0	No Limit
		EP231X: Perfluoropentane sulfonic acid (PFPeS)	2706-91-4	0.0002	mg/kg	<0.0002	<0.0002	0.0	No Limit
		EP231X: Perfluorohexane sulfonic acid (PFHxS)	355-46-4	0.0002	mg/kg	0.0069	0.0078	12.2	0% - 20%
		EP231X: Perfluoroheptane sulfonic acid (PFHpS)	375-92-8	0.0002	mg/kg	0.0007	0.0007	0.0	No Limit
		EP231X: Perfluorooctane sulfonic acid (PFOS)	1763-23-1	0.0002	mg/kg	0.0108	0.0107	1.1	0% - 20%
		EP231X: Perfluorodecane sulfonic acid (PFDS)	335-77-3	0.0002	mg/kg	<0.0002	<0.0002	0.0	No Limit
ES2341219-042	0902_QC104_231122	EP231X: Perfluorobutane sulfonic acid (PFBS)	375-73-5	0.0002	mg/kg	<0.0002	<0.0002	0.0	No Limit
		EP231X: Perfluoropentane sulfonic acid (PFPeS)	2706-91-4	0.0002	mg/kg	<0.0002	<0.0002	0.0	No Limit
		EP231X: Perfluorohexane sulfonic acid (PFHxS)	355-46-4	0.0002	mg/kg	0.0008	0.0011	37.1	No Limit
		EP231X: Perfluoroheptane sulfonic acid (PFHpS)	375-92-8	0.0002	mg/kg	<0.0002	<0.0002	0.0	No Limit
		EP231X: Perfluorooctane sulfonic acid (PFOS)	1763-23-1	0.0002	mg/kg	0.0084	0.0098	14.8	0% - 20%
		EP231X: Perfluorodecane sulfonic acid (PFDS)	335-77-3	0.0002	mg/kg	0.0006	0.0007	29.8	No Limit
EP231B: Perfluoroalkyl Carboxylic Acids (QC Lot: 5459894)									
ES2341219-001	0902_SD001_231120	EP231X: Perfluoropentanoic acid (PFPeA)	2706-90-3	0.0002 (0.0005)*	mg/kg	0.0065	0.0067	4.2	0% - 50%
		EP231X: Perfluorohexanoic acid (PFHxA)	307-24-4	0.0002 (0.0005)*	mg/kg	0.0165	0.0164	0.6	0% - 20%
		EP231X: Perfluoroheptanoic acid (PFHpA)	375-85-9	0.0002 (0.0005)*	mg/kg	0.0221	0.0221	0.0	0% - 20%
		EP231X: Perfluorooctanoic acid (PFOA)	335-67-1	0.0002 (0.0005)*	mg/kg	0.0901	0.0895	0.7	0% - 20%
		EP231X: Perfluorononanoic acid (PFNA)	375-95-1	0.0002 (0.0005)*	mg/kg	0.396	0.371	6.5	0% - 20%
		EP231X: Perfluorodecanoic acid (PFDA)	335-76-2	0.0002 (0.0005)*	mg/kg	1.40	1.40	0.1	0% - 20%
		EP231X: Perfluoroundecanoic acid (PFUnDA)	2058-94-8	0.0002 (0.0005)*	mg/kg	3.61	3.67	1.7	0% - 20%
		EP231X: Perfluorododecanoic acid (PFDoDA)	307-55-1	0.0002 (0.0005)*	mg/kg	3.75	3.75	0.0	0% - 20%
		EP231X: Perfluorotridecanoic acid (PFTrDA)	72629-94-8	0.0002 (0.0005)*	mg/kg	0.889	0.741	18.1	0% - 20%
		EP231X: Perfluorotetradecanoic acid (PFTeDA)	376-06-7	0.0005 (0.0012)*	mg/kg	0.431	0.365	16.7	0% - 20%
		EP231X: Perfluorobutanoic acid (PFBA)	375-22-4	0.001 (0.002) *	mg/kg	<0.002	<0.002	0.0	No Limit
ES2341219-011	0902_SD015_231124	EP231X: Perfluoropentanoic acid (PFPeA)	2706-90-3	0.0002	mg/kg	<0.0002	<0.0002	0.0	No Limit

Sub-Matrix: **SOIL**

Laboratory sample ID	Sample ID	Method: Compound	CAS Number	Laboratory Duplicate (DUP) Report LOR	Unit	Original Result	Duplicate Result	RPD (%)	Acceptable RPD (%)
EP231B: Perfluoroalkyl Carboxylic Acids (QC Lot: 5459894) - continued									
ES2341219-011	0902_SD015_231124	EP231X: Perfluorohexanoic acid (PFHxA)	307-24-4	0.0002	mg/kg	<0.0002	<0.0002	0.0	No Limit
		EP231X: Perfluoroheptanoic acid (PFHpA)	375-85-9	0.0002	mg/kg	<0.0002	<0.0002	0.0	No Limit
		EP231X: Perfluorooctanoic acid (PFOA)	335-67-1	0.0002	mg/kg	<0.0002	<0.0002	0.0	No Limit
		EP231X: Perfluorononanoic acid (PFNA)	375-95-1	0.0002	mg/kg	<0.0002	<0.0002	0.0	No Limit
		EP231X: Perfluorodecanoic acid (PFDA)	335-76-2	0.0002	mg/kg	<0.0002	<0.0002	0.0	No Limit
		EP231X: Perfluoroundecanoic acid (PFUnDA)	2058-94-8	0.0002	mg/kg	<0.0002	<0.0002	0.0	No Limit
		EP231X: Perfluorododecanoic acid (PFDoDA)	307-55-1	0.0002	mg/kg	<0.0002	<0.0002	0.0	No Limit
		EP231X: Perfluorotridecanoic acid (PFTrDA)	72629-94-8	0.0002	mg/kg	<0.0002	<0.0002	0.0	No Limit
		EP231X: Perfluorotetradecanoic acid (PFTeDA)	376-06-7	0.0005	mg/kg	<0.0005	<0.0005	0.0	No Limit
		EP231X: Perfluorobutanoic acid (PFBA)	375-22-4	0.001	mg/kg	<0.001	<0.001	0.0	No Limit
EP231B: Perfluoroalkyl Carboxylic Acids (QC Lot: 5459895)									
ES2341016-004	Anonymous	EP231X: Perfluoropentanoic acid (PFPeA)	2706-90-3	0.0002	mg/kg	<0.0002	<0.0002	0.0	No Limit
		EP231X: Perfluorohexanoic acid (PFHxA)	307-24-4	0.0002	mg/kg	0.0008	0.0009	0.0	No Limit
		EP231X: Perfluoroheptanoic acid (PFHpA)	375-85-9	0.0002	mg/kg	0.0006	0.0006	0.0	No Limit
		EP231X: Perfluorooctanoic acid (PFOA)	335-67-1	0.0002	mg/kg	0.0018	0.0022	17.1	0% - 50%
		EP231X: Perfluorononanoic acid (PFNA)	375-95-1	0.0002	mg/kg	<0.0002	<0.0002	0.0	No Limit
		EP231X: Perfluorodecanoic acid (PFDA)	335-76-2	0.0002	mg/kg	<0.0002	<0.0002	0.0	No Limit
		EP231X: Perfluoroundecanoic acid (PFUnDA)	2058-94-8	0.0002	mg/kg	<0.0002	<0.0002	0.0	No Limit
		EP231X: Perfluorododecanoic acid (PFDoDA)	307-55-1	0.0002	mg/kg	<0.0002	<0.0002	0.0	No Limit
		EP231X: Perfluorotridecanoic acid (PFTrDA)	72629-94-8	0.0002	mg/kg	<0.0002	<0.0002	0.0	No Limit
		EP231X: Perfluorotetradecanoic acid (PFTeDA)	376-06-7	0.0005	mg/kg	<0.0005	<0.0005	0.0	No Limit
		EP231X: Perfluorobutanoic acid (PFBA)	375-22-4	0.001	mg/kg	<0.001	<0.001	0.0	No Limit
ES2341219-042	0902_QC104_231122	EP231X: Perfluoropentanoic acid (PFPeA)	2706-90-3	0.0002	mg/kg	<0.0002	0.0004	54.9	No Limit
		EP231X: Perfluorohexanoic acid (PFHxA)	307-24-4	0.0002	mg/kg	<0.0002	<0.0002	0.0	No Limit
		EP231X: Perfluoroheptanoic acid (PFHpA)	375-85-9	0.0002	mg/kg	<0.0002	<0.0002	0.0	No Limit
		EP231X: Perfluorooctanoic acid (PFOA)	335-67-1	0.0002	mg/kg	<0.0002	<0.0002	0.0	No Limit
		EP231X: Perfluorononanoic acid (PFNA)	375-95-1	0.0002	mg/kg	<0.0002	<0.0002	0.0	No Limit
		EP231X: Perfluorodecanoic acid (PFDA)	335-76-2	0.0002	mg/kg	<0.0002	<0.0002	0.0	No Limit
		EP231X: Perfluoroundecanoic acid (PFUnDA)	2058-94-8	0.0002	mg/kg	<0.0002	0.0002	0.0	No Limit
		EP231X: Perfluorododecanoic acid (PFDoDA)	307-55-1	0.0002	mg/kg	0.0004	0.0005	37.2	No Limit
		EP231X: Perfluorotridecanoic acid (PFTrDA)	72629-94-8	0.0002	mg/kg	<0.0002	0.0002	0.0	No Limit
		EP231X: Perfluorotetradecanoic acid (PFTeDA)	376-06-7	0.0005	mg/kg	<0.0005	<0.0005	0.0	No Limit
		EP231X: Perfluorobutanoic acid (PFBA)	375-22-4	0.001	mg/kg	<0.001	<0.001	0.0	No Limit
EP231C: Perfluoroalkyl Sulfonamides (QC Lot: 5459894)									
ES2341219-001	0902_SD001_231120	EP231X: Perfluorooctane sulfonamide (FOSA)	754-91-6	0.0002 (0.0005)*	mg/kg	0.0848	0.0777	8.7	0% - 20%
		EP231X: N-Methyl perfluorooctane sulfonamidoacetic acid (MeFOSAA)	2355-31-9	0.0002 (0.0005)*	mg/kg	<0.0005	<0.0005	0.0	No Limit

Sub-Matrix: **SOIL**

Laboratory sample ID	Sample ID	Method: Compound	CAS Number	Laboratory Duplicate (DUP) Report LOR	Unit	Original Result	Duplicate Result	RPD (%)	Acceptable RPD (%)
EP231C: Perfluoroalkyl Sulfonamides (QC Lot: 5459894) - continued									
ES2341219-001	0902_SD001_231120	EP231X: N-Ethyl perfluorooctane sulfonamidoacetic acid (EtFOSAA)	2991-50-6	0.0002 (0.0005)*	mg/kg	<0.0005	<0.0005	0.0	No Limit
		EP231X: N-Methyl perfluorooctane sulfonamide (MeFOSA)	31506-32-8	0.0005 (0.0012)*	mg/kg	<0.0012	<0.0012	0.0	No Limit
		EP231X: N-Ethyl perfluorooctane sulfonamide (EtFOSA)	4151-50-2	0.0005 (0.0012)*	mg/kg	<0.0012	<0.0012	0.0	No Limit
		EP231X: N-Methyl perfluorooctane sulfonamidoethanol (MeFOSE)	24448-09-7	0.0005 (0.0012)*	mg/kg	<0.0012	<0.0012	0.0	No Limit
		EP231X: N-Ethyl perfluorooctane sulfonamidoethanol (EtFOSE)	1691-99-2	0.0005 (0.0012)*	mg/kg	<0.0012	<0.0012	0.0	No Limit
ES2341219-011	0902_SD015_231124	EP231X: Perfluorooctane sulfonamide (FOSA)	754-91-6	0.0002	mg/kg	<0.0002	<0.0002	0.0	No Limit
		EP231X: N-Methyl perfluorooctane sulfonamidoacetic acid (MeFOSAA)	2355-31-9	0.0002	mg/kg	<0.0002	<0.0002	0.0	No Limit
		EP231X: N-Ethyl perfluorooctane sulfonamidoacetic acid (EtFOSAA)	2991-50-6	0.0002	mg/kg	<0.0002	<0.0002	0.0	No Limit
		EP231X: N-Methyl perfluorooctane sulfonamide (MeFOSA)	31506-32-8	0.0005	mg/kg	<0.0005	<0.0005	0.0	No Limit
		EP231X: N-Ethyl perfluorooctane sulfonamide (EtFOSA)	4151-50-2	0.0005	mg/kg	<0.0005	<0.0005	0.0	No Limit
		EP231X: N-Methyl perfluorooctane sulfonamidoethanol (MeFOSE)	24448-09-7	0.0005	mg/kg	<0.0005	<0.0005	0.0	No Limit
		EP231X: N-Ethyl perfluorooctane sulfonamidoethanol (EtFOSE)	1691-99-2	0.0005	mg/kg	<0.0005	<0.0005	0.0	No Limit
EP231C: Perfluoroalkyl Sulfonamides (QC Lot: 5459895)									
ES2341016-004	Anonymous	EP231X: Perfluorooctane sulfonamide (FOSA)	754-91-6	0.0002	mg/kg	<0.0002	<0.0002	0.0	No Limit
		EP231X: N-Methyl perfluorooctane sulfonamidoacetic acid (MeFOSAA)	2355-31-9	0.0002	mg/kg	<0.0002	<0.0002	0.0	No Limit
		EP231X: N-Ethyl perfluorooctane sulfonamidoacetic acid (EtFOSAA)	2991-50-6	0.0002	mg/kg	<0.0002	<0.0002	0.0	No Limit
		EP231X: N-Methyl perfluorooctane sulfonamide (MeFOSA)	31506-32-8	0.0005	mg/kg	<0.0005	<0.0005	0.0	No Limit
		EP231X: N-Ethyl perfluorooctane sulfonamide (EtFOSA)	4151-50-2	0.0005	mg/kg	<0.0005	<0.0005	0.0	No Limit
		EP231X: N-Methyl perfluorooctane sulfonamidoethanol (MeFOSE)	24448-09-7	0.0005	mg/kg	<0.0005	<0.0005	0.0	No Limit
		EP231X: N-Ethyl perfluorooctane sulfonamidoethanol (EtFOSE)	1691-99-2	0.0005	mg/kg	<0.0005	<0.0005	0.0	No Limit
ES2341219-042	0902_QC104_231122	EP231X: Perfluorooctane sulfonamide (FOSA)	754-91-6	0.0002	mg/kg	<0.0002	<0.0002	0.0	No Limit
		EP231X: N-Methyl perfluorooctane sulfonamidoacetic acid (MeFOSAA)	2355-31-9	0.0002	mg/kg	<0.0002	<0.0002	0.0	No Limit

Sub-Matrix: **SOIL**

Laboratory sample ID	Sample ID	Method: Compound	CAS Number	LOR	Unit	Original Result	Duplicate Result	RPD (%)	Acceptable RPD (%)
				Laboratory Duplicate (DUP) Report					
EP231C: Perfluoroalkyl Sulfonamides (QC Lot: 5459895) - continued									
ES2341219-042	0902_QC104_231122	EP231X: N-Ethyl perfluorooctane sulfonamidoacetic acid (EtFOSAA)	2991-50-6	0.0002	mg/kg	<0.0002	<0.0002	0.0	No Limit
		EP231X: N-Methyl perfluorooctane sulfonamide (MeFOSA)	31506-32-8	0.0005	mg/kg	<0.0005	<0.0005	0.0	No Limit
		EP231X: N-Ethyl perfluorooctane sulfonamide (EtFOSA)	4151-50-2	0.0005	mg/kg	<0.0005	<0.0005	0.0	No Limit
		EP231X: N-Methyl perfluorooctane sulfonamidoethanol (MeFOSE)	24448-09-7	0.0005	mg/kg	<0.0005	<0.0005	0.0	No Limit
		EP231X: N-Ethyl perfluorooctane sulfonamidoethanol (EtFOSE)	1691-99-2	0.0005	mg/kg	<0.0005	<0.0005	0.0	No Limit
EP231D: (n:2) Fluorotelomer Sulfonic Acids (QC Lot: 5459894)									
ES2341219-001	0902_SD001_231120	EP231X: 4:2 Fluorotelomer sulfonic acid (4:2 FTS)	757124-72-4	0.0005	mg/kg	<0.0005	<0.0005	0.0	No Limit
		EP231X: 6:2 Fluorotelomer sulfonic acid (6:2 FTS)	27619-97-2	0.0005	mg/kg	0.0716	0.0695	3.1	0% - 20%
		EP231X: 8:2 Fluorotelomer sulfonic acid (8:2 FTS)	39108-34-4	0.0005	mg/kg	2.11	2.33	10.2	0% - 20%
		EP231X: 10:2 Fluorotelomer sulfonic acid (10:2 FTS)	120226-60-0	0.0005	mg/kg	0.291	0.318	8.8	0% - 20%
ES2341219-011	0902_SD015_231124	EP231X: 4:2 Fluorotelomer sulfonic acid (4:2 FTS)	757124-72-4	0.0005	mg/kg	<0.0005	<0.0005	0.0	No Limit
		EP231X: 6:2 Fluorotelomer sulfonic acid (6:2 FTS)	27619-97-2	0.0005	mg/kg	<0.0005	<0.0005	0.0	No Limit
		EP231X: 8:2 Fluorotelomer sulfonic acid (8:2 FTS)	39108-34-4	0.0005	mg/kg	<0.0005	<0.0005	0.0	No Limit
		EP231X: 10:2 Fluorotelomer sulfonic acid (10:2 FTS)	120226-60-0	0.0005	mg/kg	<0.0005	<0.0005	0.0	No Limit
EP231D: (n:2) Fluorotelomer Sulfonic Acids (QC Lot: 5459895)									
ES2341016-004	Anonymous	EP231X: 4:2 Fluorotelomer sulfonic acid (4:2 FTS)	757124-72-4	0.0005	mg/kg	<0.0005	<0.0005	0.0	No Limit
		EP231X: 6:2 Fluorotelomer sulfonic acid (6:2 FTS)	27619-97-2	0.0005	mg/kg	<0.0005	<0.0005	0.0	No Limit
		EP231X: 8:2 Fluorotelomer sulfonic acid (8:2 FTS)	39108-34-4	0.0005	mg/kg	<0.0005	<0.0005	0.0	No Limit
		EP231X: 10:2 Fluorotelomer sulfonic acid (10:2 FTS)	120226-60-0	0.0005	mg/kg	<0.0005	<0.0005	0.0	No Limit
ES2341219-042	0902_QC104_231122	EP231X: 4:2 Fluorotelomer sulfonic acid (4:2 FTS)	757124-72-4	0.0005	mg/kg	<0.0005	<0.0005	0.0	No Limit
		EP231X: 6:2 Fluorotelomer sulfonic acid (6:2 FTS)	27619-97-2	0.0005	mg/kg	<0.0005	<0.0005	0.0	No Limit

Sub-Matrix: **SOIL**

Laboratory sample ID	Sample ID	Method: Compound	CAS Number	Laboratory Duplicate (DUP) Report LOR	Unit	Original Result	Duplicate Result	RPD (%)	Acceptable RPD (%)
EP231D: (n:2) Fluorotelomer Sulfonic Acids (QC Lot: 5459895) - continued									
ES2341219-042	0902_QC104_231122	EP231X: 8:2 Fluorotelomer sulfonic acid (8:2 FTS)	39108-34-4	0.0005	mg/kg	<0.0005	<0.0005	0.0	No Limit
		EP231X: 10:2 Fluorotelomer sulfonic acid (10:2 FTS)	120226-60-0	0.0005	mg/kg	<0.0005	<0.0005	0.0	No Limit

Sub-Matrix: **WATER**

Laboratory sample ID	Sample ID	Method: Compound	CAS Number	Laboratory Duplicate (DUP) Report LOR	Unit	Original Result	Duplicate Result	RPD (%)	Acceptable RPD (%)
EP231A: Perfluoroalkyl Sulfonic Acids (QC Lot: 5459785)									
ES2341219-025	0902_SW007_231122	EP231X: Perfluorohexane sulfonic acid (PFHxS)	355-46-4	0.01	µg/L	0.02	0.02	0.0	No Limit
		EP231X: Perfluorooctane sulfonic acid (PFOS)	1763-23-1	0.01	µg/L	0.04	0.04	0.0	No Limit
		EP231X: Perfluorobutane sulfonic acid (PFBS)	375-73-5	0.02	µg/L	<0.02	<0.02	0.0	No Limit
		EP231X: Perfluoropentane sulfonic acid (PFPeS)	2706-91-4	0.02	µg/L	<0.02	<0.02	0.0	No Limit
		EP231X: Perfluoroheptane sulfonic acid (PFHpS)	375-92-8	0.02	µg/L	<0.02	<0.02	0.0	No Limit
		EP231X: Perfluorodecane sulfonic acid (PFDS)	335-77-3	0.02	µg/L	<0.02	<0.02	0.0	No Limit
ES2341219-044	0902_QC108_231123	EP231X: Perfluorohexane sulfonic acid (PFHxS)	355-46-4	0.01	µg/L	0.21	0.20	5.6	0% - 20%
		EP231X: Perfluorooctane sulfonic acid (PFOS)	1763-23-1	0.01	µg/L	0.25	0.22	10.7	0% - 20%
		EP231X: Perfluorobutane sulfonic acid (PFBS)	375-73-5	0.02	µg/L	0.03	0.03	0.0	No Limit
		EP231X: Perfluoropentane sulfonic acid (PFPeS)	2706-91-4	0.02	µg/L	0.03	0.02	0.0	No Limit
		EP231X: Perfluoroheptane sulfonic acid (PFHpS)	375-92-8	0.02	µg/L	<0.02	<0.02	0.0	No Limit
		EP231X: Perfluorodecane sulfonic acid (PFDS)	335-77-3	0.02	µg/L	<0.02	<0.02	0.0	No Limit
EP231A: Perfluoroalkyl Sulfonic Acids (QC Lot: 5459791)									
ES2341217-078	Anonymous	EP231X: Perfluorohexane sulfonic acid (PFHxS)	355-46-4	0.01	µg/L	0.06	0.06	0.0	No Limit
		EP231X: Perfluorooctane sulfonic acid (PFOS)	1763-23-1	0.01	µg/L	0.21	0.22	0.0	0% - 20%
		EP231X: Perfluorobutane sulfonic acid (PFBS)	375-73-5	0.02	µg/L	<0.02	<0.02	0.0	No Limit
		EP231X: Perfluoropentane sulfonic acid (PFPeS)	2706-91-4	0.02	µg/L	<0.02	<0.02	0.0	No Limit
		EP231X: Perfluoroheptane sulfonic acid (PFHpS)	375-92-8	0.02	µg/L	<0.02	<0.02	0.0	No Limit
		EP231X: Perfluorodecane sulfonic acid (PFDS)	335-77-3	0.02	µg/L	<0.02	<0.02	0.0	No Limit
ES2341217-087	Anonymous	EP231X: Perfluorohexane sulfonic acid (PFHxS)	355-46-4	0.01	µg/L	0.02	0.02	0.0	No Limit
		EP231X: Perfluorooctane sulfonic acid (PFOS)	1763-23-1	0.01	µg/L	0.03	0.04	0.0	No Limit
		EP231X: Perfluorobutane sulfonic acid (PFBS)	375-73-5	0.02	µg/L	<0.02	<0.02	0.0	No Limit
		EP231X: Perfluoropentane sulfonic acid (PFPeS)	2706-91-4	0.02	µg/L	<0.02	<0.02	0.0	No Limit
		EP231X: Perfluoroheptane sulfonic acid (PFHpS)	375-92-8	0.02	µg/L	<0.02	<0.02	0.0	No Limit
		EP231X: Perfluorodecane sulfonic acid (PFDS)	335-77-3	0.02	µg/L	<0.02	<0.02	0.0	No Limit
EP231B: Perfluoroalkyl Carboxylic Acids (QC Lot: 5459785)									
ES2341219-025	0902_SW007_231122	EP231X: Perfluorooctanoic acid (PFOA)	335-67-1	0.01	µg/L	<0.01	<0.01	0.0	No Limit
		EP231X: Perfluoropentanoic acid (PFPeA)	2706-90-3	0.02	µg/L	<0.02	<0.02	0.0	No Limit
		EP231X: Perfluorohexanoic acid (PFHxA)	307-24-4	0.02	µg/L	<0.02	<0.02	0.0	No Limit
		EP231X: Perfluoroheptanoic acid (PFHpA)	375-85-9	0.02	µg/L	<0.02	<0.02	0.0	No Limit

Sub-Matrix: **WATER**

Laboratory sample ID	Sample ID	Method: Compound	CAS Number	Laboratory Duplicate (DUP) Report LOR	Unit	Original Result	Duplicate Result	RPD (%)	Acceptable RPD (%)
EP231B: Perfluoroalkyl Carboxylic Acids (QC Lot: 5459785) - continued									
ES2341219-025	0902_SW007_231122	EP231X: Perfluorononanoic acid (PFNA)	375-95-1	0.02	µg/L	<0.02	<0.02	0.0	No Limit
		EP231X: Perfluorodecanoic acid (PFDA)	335-76-2	0.02	µg/L	<0.02	<0.02	0.0	No Limit
		EP231X: Perfluoroundecanoic acid (PFUnDA)	2058-94-8	0.02	µg/L	<0.02	<0.02	0.0	No Limit
		EP231X: Perfluorododecanoic acid (PFDoDA)	307-55-1	0.02	µg/L	<0.02	<0.02	0.0	No Limit
		EP231X: Perfluorotridecanoic acid (PFTrDA)	72629-94-8	0.02	µg/L	<0.02	<0.02	0.0	No Limit
		EP231X: Perfluorotetradecanoic acid (PFTeDA)	376-06-7	0.05	µg/L	<0.05	<0.05	0.0	No Limit
		EP231X: Perfluorobutanoic acid (PFBA)	375-22-4	0.1	µg/L	<0.1	<0.1	0.0	No Limit
ES2341219-044	0902_QC108_231123	EP231X: Perfluorooctanoic acid (PFOA)	335-67-1	0.01	µg/L	0.02	0.02	0.0	No Limit
		EP231X: Perfluoropentanoic acid (PFPeA)	2706-90-3	0.02	µg/L	<0.02	<0.02	0.0	No Limit
		EP231X: Perfluorohexanoic acid (PFHxA)	307-24-4	0.02	µg/L	0.05	0.05	0.0	No Limit
		EP231X: Perfluoroheptanoic acid (PFHpA)	375-85-9	0.02	µg/L	<0.02	<0.02	0.0	No Limit
		EP231X: Perfluorononanoic acid (PFNA)	375-95-1	0.02	µg/L	<0.02	<0.02	0.0	No Limit
		EP231X: Perfluorodecanoic acid (PFDA)	335-76-2	0.02	µg/L	<0.02	<0.02	0.0	No Limit
		EP231X: Perfluoroundecanoic acid (PFUnDA)	2058-94-8	0.02	µg/L	<0.02	<0.02	0.0	No Limit
		EP231X: Perfluorododecanoic acid (PFDoDA)	307-55-1	0.02	µg/L	<0.02	<0.02	0.0	No Limit
		EP231X: Perfluorotridecanoic acid (PFTrDA)	72629-94-8	0.02	µg/L	<0.02	<0.02	0.0	No Limit
		EP231X: Perfluorotetradecanoic acid (PFTeDA)	376-06-7	0.05	µg/L	<0.05	<0.05	0.0	No Limit
		EP231X: Perfluorobutanoic acid (PFBA)	375-22-4	0.1	µg/L	<0.1	<0.1	0.0	No Limit
EP231B: Perfluoroalkyl Carboxylic Acids (QC Lot: 5459791)									
ES2341217-078	Anonymous	EP231X: Perfluorooctanoic acid (PFOA)	335-67-1	0.01	µg/L	<0.01	<0.01	0.0	No Limit
		EP231X: Perfluoropentanoic acid (PFPeA)	2706-90-3	0.02	µg/L	<0.02	<0.02	0.0	No Limit
		EP231X: Perfluorohexanoic acid (PFHxA)	307-24-4	0.02	µg/L	<0.02	<0.02	0.0	No Limit
		EP231X: Perfluoroheptanoic acid (PFHpA)	375-85-9	0.02	µg/L	<0.02	<0.02	0.0	No Limit
		EP231X: Perfluorononanoic acid (PFNA)	375-95-1	0.02	µg/L	<0.02	<0.02	0.0	No Limit
		EP231X: Perfluorodecanoic acid (PFDA)	335-76-2	0.02	µg/L	<0.02	<0.02	0.0	No Limit
		EP231X: Perfluoroundecanoic acid (PFUnDA)	2058-94-8	0.02	µg/L	<0.02	<0.02	0.0	No Limit
		EP231X: Perfluorododecanoic acid (PFDoDA)	307-55-1	0.02	µg/L	<0.02	<0.02	0.0	No Limit
		EP231X: Perfluorotridecanoic acid (PFTrDA)	72629-94-8	0.02	µg/L	<0.02	<0.02	0.0	No Limit
		EP231X: Perfluorotetradecanoic acid (PFTeDA)	376-06-7	0.05	µg/L	<0.05	<0.05	0.0	No Limit
		EP231X: Perfluorobutanoic acid (PFBA)	375-22-4	0.1	µg/L	<0.1	<0.1	0.0	No Limit
ES2341217-087	Anonymous	EP231X: Perfluorooctanoic acid (PFOA)	335-67-1	0.01	µg/L	<0.01	<0.01	0.0	No Limit
		EP231X: Perfluoropentanoic acid (PFPeA)	2706-90-3	0.02	µg/L	<0.02	<0.02	0.0	No Limit
		EP231X: Perfluorohexanoic acid (PFHxA)	307-24-4	0.02	µg/L	<0.02	<0.02	0.0	No Limit
		EP231X: Perfluoroheptanoic acid (PFHpA)	375-85-9	0.02	µg/L	<0.02	<0.02	0.0	No Limit
		EP231X: Perfluorononanoic acid (PFNA)	375-95-1	0.02	µg/L	<0.02	<0.02	0.0	No Limit
		EP231X: Perfluorodecanoic acid (PFDA)	335-76-2	0.02	µg/L	<0.02	<0.02	0.0	No Limit
		EP231X: Perfluoroundecanoic acid (PFUnDA)	2058-94-8	0.02	µg/L	<0.02	<0.02	0.0	No Limit
		EP231X: Perfluorododecanoic acid (PFDoDA)	307-55-1	0.02	µg/L	<0.02	<0.02	0.0	No Limit

Sub-Matrix: **WATER**

Laboratory sample ID	Sample ID	Method: Compound	CAS Number	Laboratory Duplicate (DUP) Report LOR	Unit	Original Result	Duplicate Result	RPD (%)	Acceptable RPD (%)
EP231B: Perfluoroalkyl Carboxylic Acids (QC Lot: 5459791) - continued									
ES2341217-087	Anonymous	EP231X: Perfluorotridecanoic acid (PFTrDA)	72629-94-8	0.02	µg/L	<0.02	<0.02	0.0	No Limit
		EP231X: Perfluorotetradecanoic acid (PFTeDA)	376-06-7	0.05	µg/L	<0.05	<0.05	0.0	No Limit
		EP231X: Perfluorobutanoic acid (PFBA)	375-22-4	0.1	µg/L	<0.1	<0.1	0.0	No Limit
EP231C: Perfluoroalkyl Sulfonamides (QC Lot: 5459785)									
ES2341219-025	0902_SW007_231122	EP231X: Perfluorooctane sulfonamide (FOSA)	754-91-6	0.02	µg/L	<0.02	<0.02	0.0	No Limit
		EP231X: N-Methyl perfluorooctane sulfonamidoacetic acid (MeFOSAA)	2355-31-9	0.02	µg/L	<0.02	<0.02	0.0	No Limit
		EP231X: N-Ethyl perfluorooctane sulfonamidoacetic acid (EtFOSAA)	2991-50-6	0.02	µg/L	<0.02	<0.02	0.0	No Limit
		EP231X: N-Methyl perfluorooctane sulfonamide (MeFOSA)	31506-32-8	0.05	µg/L	<0.05	<0.05	0.0	No Limit
		EP231X: N-Ethyl perfluorooctane sulfonamide (EtFOSA)	4151-50-2	0.05	µg/L	<0.05	<0.05	0.0	No Limit
		EP231X: N-Methyl perfluorooctane sulfonamidoethanol (MeFOSE)	24448-09-7	0.05	µg/L	<0.05	<0.05	0.0	No Limit
		EP231X: N-Ethyl perfluorooctane sulfonamidoethanol (EtFOSE)	1691-99-2	0.05	µg/L	<0.05	<0.05	0.0	No Limit
ES2341219-044	0902_QC108_231123	EP231X: Perfluorooctane sulfonamide (FOSA)	754-91-6	0.02	µg/L	<0.02	<0.02	0.0	No Limit
		EP231X: N-Methyl perfluorooctane sulfonamidoacetic acid (MeFOSAA)	2355-31-9	0.02	µg/L	<0.02	<0.02	0.0	No Limit
		EP231X: N-Ethyl perfluorooctane sulfonamidoacetic acid (EtFOSAA)	2991-50-6	0.02	µg/L	<0.02	<0.02	0.0	No Limit
		EP231X: N-Methyl perfluorooctane sulfonamide (MeFOSA)	31506-32-8	0.05	µg/L	<0.05	<0.05	0.0	No Limit
		EP231X: N-Ethyl perfluorooctane sulfonamide (EtFOSA)	4151-50-2	0.05	µg/L	<0.05	<0.05	0.0	No Limit
		EP231X: N-Methyl perfluorooctane sulfonamidoethanol (MeFOSE)	24448-09-7	0.05	µg/L	<0.05	<0.05	0.0	No Limit
		EP231X: N-Ethyl perfluorooctane sulfonamidoethanol (EtFOSE)	1691-99-2	0.05	µg/L	<0.05	<0.05	0.0	No Limit
EP231C: Perfluoroalkyl Sulfonamides (QC Lot: 5459791)									
ES2341217-078	Anonymous	EP231X: Perfluorooctane sulfonamide (FOSA)	754-91-6	0.02	µg/L	<0.02	<0.02	0.0	No Limit
		EP231X: N-Methyl perfluorooctane sulfonamidoacetic acid (MeFOSAA)	2355-31-9	0.02	µg/L	<0.02	<0.02	0.0	No Limit
		EP231X: N-Ethyl perfluorooctane sulfonamidoacetic acid (EtFOSAA)	2991-50-6	0.02	µg/L	<0.02	<0.02	0.0	No Limit
		EP231X: N-Methyl perfluorooctane sulfonamide (MeFOSA)	31506-32-8	0.05	µg/L	<0.05	<0.05	0.0	No Limit
		EP231X: N-Ethyl perfluorooctane sulfonamide (EtFOSA)	4151-50-2	0.05	µg/L	<0.05	<0.05	0.0	No Limit

Sub-Matrix: **WATER**

Laboratory sample ID	Sample ID	Method: Compound	CAS Number	LOR	Unit	Original Result	Duplicate Result	RPD (%)	Acceptable RPD (%)
				Laboratory Duplicate (DUP) Report					
EP231C: Perfluoroalkyl Sulfonamides (QC Lot: 5459791) - continued									
ES2341217-078	Anonymous	EP231X: N-Methyl perfluorooctane sulfonamidoethanol (MeFOSE)	24448-09-7	0.05	µg/L	<0.05	<0.05	0.0	No Limit
		EP231X: N-Ethyl perfluorooctane sulfonamidoethanol (EtFOSE)	1691-99-2	0.05	µg/L	<0.05	<0.05	0.0	No Limit
ES2341217-087	Anonymous	EP231X: Perfluorooctane sulfonamide (FOSA)	754-91-6	0.02	µg/L	<0.02	<0.02	0.0	No Limit
		EP231X: N-Methyl perfluorooctane sulfonamidoacetic acid (MeFOSAA)	2355-31-9	0.02	µg/L	<0.02	<0.02	0.0	No Limit
		EP231X: N-Ethyl perfluorooctane sulfonamidoacetic acid (EtFOSAA)	2991-50-6	0.02	µg/L	<0.02	<0.02	0.0	No Limit
		EP231X: N-Methyl perfluorooctane sulfonamide (MeFOSA)	31506-32-8	0.05	µg/L	<0.05	<0.05	0.0	No Limit
		EP231X: N-Ethyl perfluorooctane sulfonamide (EtFOSA)	4151-50-2	0.05	µg/L	<0.05	<0.05	0.0	No Limit
		EP231X: N-Methyl perfluorooctane sulfonamidoethanol (MeFOSE)	24448-09-7	0.05	µg/L	<0.05	<0.05	0.0	No Limit
		EP231X: N-Ethyl perfluorooctane sulfonamidoethanol (EtFOSE)	1691-99-2	0.05	µg/L	<0.05	<0.05	0.0	No Limit
EP231D: (n:2) Fluorotelomer Sulfonic Acids (QC Lot: 5459785)									
ES2341219-025	0902_SW007_231122	EP231X: 4:2 Fluorotelomer sulfonic acid (4:2 FTS)	757124-72-4	0.05	µg/L	<0.05	<0.05	0.0	No Limit
		EP231X: 6:2 Fluorotelomer sulfonic acid (6:2 FTS)	27619-97-2	0.05	µg/L	<0.05	<0.05	0.0	No Limit
		EP231X: 8:2 Fluorotelomer sulfonic acid (8:2 FTS)	39108-34-4	0.05	µg/L	<0.05	<0.05	0.0	No Limit
		EP231X: 10:2 Fluorotelomer sulfonic acid (10:2 FTS)	120226-60-0	0.05	µg/L	<0.05	<0.05	0.0	No Limit
ES2341219-044	0902_QC108_231123	EP231X: 4:2 Fluorotelomer sulfonic acid (4:2 FTS)	757124-72-4	0.05	µg/L	<0.05	<0.05	0.0	No Limit
		EP231X: 6:2 Fluorotelomer sulfonic acid (6:2 FTS)	27619-97-2	0.05	µg/L	<0.05	<0.05	0.0	No Limit
		EP231X: 8:2 Fluorotelomer sulfonic acid (8:2 FTS)	39108-34-4	0.05	µg/L	<0.05	<0.05	0.0	No Limit
		EP231X: 10:2 Fluorotelomer sulfonic acid (10:2 FTS)	120226-60-0	0.05	µg/L	<0.05	<0.05	0.0	No Limit
EP231D: (n:2) Fluorotelomer Sulfonic Acids (QC Lot: 5459791)									
ES2341217-078	Anonymous	EP231X: 4:2 Fluorotelomer sulfonic acid (4:2 FTS)	757124-72-4	0.05	µg/L	<0.05	<0.05	0.0	No Limit
		EP231X: 6:2 Fluorotelomer sulfonic acid (6:2 FTS)	27619-97-2	0.05	µg/L	<0.05	<0.05	0.0	No Limit
		EP231X: 8:2 Fluorotelomer sulfonic acid (8:2 FTS)	39108-34-4	0.05	µg/L	<0.05	<0.05	0.0	No Limit

Sub-Matrix: **WATER**

				Laboratory Duplicate (DUP) Report					
Laboratory sample ID	*Sample ID*	*Method: Compound*	*CAS Number*	*LOR*	*Unit*	*Original Result*	*Duplicate Result*	*RPD (%)*	*Acceptable RPD (%)*
EP231D: (n:2) Fluorotelomer Sulfonic Acids (QC Lot: 5459791) - continued									
ES2341217-078	Anonymous	EP231X: 10:2 Fluorotelomer sulfonic acid (10:2 FTS)	120226-60-0	0.05	µg/L	<0.05	<0.05	0.0	No Limit
ES2341217-087	Anonymous	EP231X: 4:2 Fluorotelomer sulfonic acid (4:2 FTS)	757124-72-4	0.05	µg/L	<0.05	<0.05	0.0	No Limit
		EP231X: 6:2 Fluorotelomer sulfonic acid (6:2 FTS)	27619-97-2	0.05	µg/L	<0.05	<0.05	0.0	No Limit
		EP231X: 8:2 Fluorotelomer sulfonic acid (8:2 FTS)	39108-34-4	0.05	µg/L	<0.05	<0.05	0.0	No Limit
		EP231X: 10:2 Fluorotelomer sulfonic acid (10:2 FTS)	120226-60-0	0.05	µg/L	<0.05	<0.05	0.0	No Limit
EP231P: PFAS Sums (QC Lot: 5459785)									
ES2341219-025	0902_SW007_231122	EP231X: Sum of PFAS	----	0.01	µg/L	0.06	0.06	0.0	No Limit
ES2341219-044	0902_QC108_231123	EP231X: Sum of PFAS	----	0.01	µg/L	0.59	0.54	8.8	0% - 20%
EP231P: PFAS Sums (QC Lot: 5459791)									
ES2341217-078	Anonymous	EP231X: Sum of PFAS	----	0.01	µg/L	0.27	0.28	3.6	0% - 20%
ES2341217-087	Anonymous	EP231X: Sum of PFAS	----	0.01	µg/L	0.05	0.06	18.2	No Limit

Method Blank (MB) and Laboratory Control Sample (LCS) Report

The quality control term Method / Laboratory Blank refers to an analyte free matrix to which all reagents are added in the same volumes or proportions as used in standard sample preparation. The purpose of this QC parameter is to monitor potential laboratory contamination. The quality control term Laboratory Control Sample (LCS) refers to a certified reference material, or a known interference free matrix spiked with target analytes. The purpose of this QC parameter is to monitor method precision and accuracy independent of sample matrix. Dynamic Recovery Limits are based on statistical evaluation of processed LCS.

Sub-Matrix: **SOIL**

				Method Blank (MB) Report	Laboratory Control Spike (LCS) Report			
					Spike	Spike Recovery (%)	Acceptable Limits (%)	
Method: Compound	CAS Number	LOR	Unit	Result	Concentration	LCS	Low	High
EP231A: Perfluoroalkyl Sulfonic Acids (QCLot: 5459894)								
EP231X: Perfluorobutane sulfonic acid (PFBS)	375-73-5	0.0002	mg/kg	<0.0002	0.00125 mg/kg	74.6	72.0	128
EP231X: Perfluoropentane sulfonic acid (PFPeS)	2706-91-4	0.0002	mg/kg	<0.0002	0.00125 mg/kg	77.4	73.0	123
EP231X: Perfluorohexane sulfonic acid (PFHxS)	355-46-4	0.0002	mg/kg	<0.0002	0.00125 mg/kg	81.8	67.0	130
EP231X: Perfluoroheptane sulfonic acid (PFHpS)	375-92-8	0.0002	mg/kg	<0.0002	0.00125 mg/kg	86.0	70.0	132
EP231X: Perfluorooctane sulfonic acid (PFOS)	1763-23-1	0.0002	mg/kg	<0.0002	0.00125 mg/kg	83.1	68.0	136
EP231X: Perfluorodecane sulfonic acid (PFDS)	335-77-3	0.0002	mg/kg	<0.0002	0.00125 mg/kg	76.5	59.0	134
EP231A: Perfluoroalkyl Sulfonic Acids (QCLot: 5459895)								
EP231X: Perfluorobutane sulfonic acid (PFBS)	375-73-5	0.0002	mg/kg	<0.0002	0.00125 mg/kg	78.2	72.0	128
EP231X: Perfluoropentane sulfonic acid (PFPeS)	2706-91-4	0.0002	mg/kg	<0.0002	0.00125 mg/kg	87.4	73.0	123
EP231X: Perfluorohexane sulfonic acid (PFHxS)	355-46-4	0.0002	mg/kg	<0.0002	0.00125 mg/kg	92.6	67.0	130
EP231X: Perfluoroheptane sulfonic acid (PFHpS)	375-92-8	0.0002	mg/kg	<0.0002	0.00125 mg/kg	76.8	70.0	132
EP231X: Perfluorooctane sulfonic acid (PFOS)	1763-23-1	0.0002	mg/kg	<0.0002	0.00125 mg/kg	83.6	68.0	136
EP231X: Perfluorodecane sulfonic acid (PFDS)	335-77-3	0.0002	mg/kg	<0.0002	0.00125 mg/kg	89.8	59.0	134
EP231B: Perfluoroalkyl Carboxylic Acids (QCLot: 5459894)								
EP231X: Perfluorobutanoic acid (PFBA)	375-22-4	0.001	mg/kg	<0.001	0.00625 mg/kg	89.1	71.0	135
EP231X: Perfluoropentanoic acid (PFPeA)	2706-90-3	0.0002	mg/kg	<0.0002	0.00125 mg/kg	90.7	69.0	132
EP231X: Perfluorohexanoic acid (PFHxA)	307-24-4	0.0002	mg/kg	<0.0002	0.00125 mg/kg	92.6	70.0	132
EP231X: Perfluoroheptanoic acid (PFHpA)	375-85-9	0.0002	mg/kg	<0.0002	0.00125 mg/kg	84.5	71.0	131
EP231X: Perfluorooctanoic acid (PFOA)	335-67-1	0.0002	mg/kg	<0.0002	0.00125 mg/kg	91.1	69.0	133
EP231X: Perfluorononanoic acid (PFNA)	375-95-1	0.0002	mg/kg	<0.0002	0.00125 mg/kg	84.9	72.0	129
EP231X: Perfluorodecanoic acid (PFDA)	335-76-2	0.0002	mg/kg	<0.0002	0.00125 mg/kg	79.3	69.0	133
EP231X: Perfluoroundecanoic acid (PFUnDA)	2058-94-8	0.0002	mg/kg	<0.0002	0.00125 mg/kg	89.0	64.0	136
EP231X: Perfluorododecanoic acid (PFDoDA)	307-55-1	0.0002	mg/kg	<0.0002	0.00125 mg/kg	86.9	69.0	135
EP231X: Perfluorotridecanoic acid (PFTrDA)	72629-94-8	0.0002	mg/kg	<0.0002	0.00125 mg/kg	88.9	66.0	139
EP231X: Perfluorotetradecanoic acid (PFTeDA)	376-06-7	0.0005	mg/kg	<0.0005	0.00312 mg/kg	88.7	69.0	133
EP231B: Perfluoroalkyl Carboxylic Acids (QCLot: 5459895)								
EP231X: Perfluorobutanoic acid (PFBA)	375-22-4	0.001	mg/kg	<0.001	0.00625 mg/kg	75.7	71.0	135
EP231X: Perfluoropentanoic acid (PFPeA)	2706-90-3	0.0002	mg/kg	<0.0002	0.00125 mg/kg	85.0	69.0	132
EP231X: Perfluorohexanoic acid (PFHxA)	307-24-4	0.0002	mg/kg	<0.0002	0.00125 mg/kg	94.6	70.0	132
EP231X: Perfluoroheptanoic acid (PFHpA)	375-85-9	0.0002	mg/kg	<0.0002	0.00125 mg/kg	93.4	71.0	131

Sub-Matrix: **SOIL**

Method: Compound	CAS Number	LOR	Unit	Method Blank (MB) Report: Result	Laboratory Control Spike (LCS) Report: Spike Concentration	Spike Recovery (%): LCS	Acceptable Limits (%): Low	Acceptable Limits (%): High
EP231B: Perfluoroalkyl Carboxylic Acids (QCLot: 5459895) - continued								
EP231X: Perfluorooctanoic acid (PFOA)	335-67-1	0.0002	mg/kg	<0.0002	0.00125 mg/kg	95.5	69.0	133
EP231X: Perfluorononanoic acid (PFNA)	375-95-1	0.0002	mg/kg	<0.0002	0.00125 mg/kg	87.0	72.0	129
EP231X: Perfluorodecanoic acid (PFDA)	335-76-2	0.0002	mg/kg	<0.0002	0.00125 mg/kg	91.0	69.0	133
EP231X: Perfluoroundecanoic acid (PFUnDA)	2058-94-8	0.0002	mg/kg	<0.0002	0.00125 mg/kg	94.6	64.0	136
EP231X: Perfluorododecanoic acid (PFDoDA)	307-55-1	0.0002	mg/kg	<0.0002	0.00125 mg/kg	105	69.0	135
EP231X: Perfluorotridecanoic acid (PFTrDA)	72629-94-8	0.0002	mg/kg	<0.0002	0.00125 mg/kg	96.0	66.0	139
EP231X: Perfluorotetradecanoic acid (PFTeDA)	376-06-7	0.0005	mg/kg	<0.0005	0.00312 mg/kg	79.2	69.0	133
EP231C: Perfluoroalkyl Sulfonamides (QCLot: 5459894)								
EP231X: Perfluorooctane sulfonamide (FOSA)	754-91-6	0.0002	mg/kg	<0.0002	0.00125 mg/kg	88.2	67.0	137
EP231X: N-Methyl perfluorooctane sulfonamide (MeFOSA)	31506-32-8	0.0005	mg/kg	<0.0005	0.00312 mg/kg	100	71.6	129
EP231X: N-Ethyl perfluorooctane sulfonamide (EtFOSA)	4151-50-2	0.0005	mg/kg	<0.0005	0.00312 mg/kg	86.2	69.8	131
EP231X: N-Methyl perfluorooctane sulfonamidoethanol (MeFOSE)	24448-09-7	0.0005	mg/kg	<0.0005	0.00312 mg/kg	92.4	68.7	130
EP231X: N-Ethyl perfluorooctane sulfonamidoethanol (EtFOSE)	1691-99-2	0.0005	mg/kg	<0.0005	0.00312 mg/kg	80.7	65.1	134
EP231X: N-Methyl perfluorooctane sulfonamidoacetic acid (MeFOSAA)	2355-31-9	0.0002	mg/kg	<0.0002	0.00125 mg/kg	78.0	63.0	144
EP231X: N-Ethyl perfluorooctane sulfonamidoacetic acid (EtFOSAA)	2991-50-6	0.0002	mg/kg	<0.0002	0.00125 mg/kg	87.7	61.0	139
EP231C: Perfluoroalkyl Sulfonamides (QCLot: 5459895)								
EP231X: Perfluorooctane sulfonamide (FOSA)	754-91-6	0.0002	mg/kg	<0.0002	0.00125 mg/kg	92.2	67.0	137
EP231X: N-Methyl perfluorooctane sulfonamide (MeFOSA)	31506-32-8	0.0005	mg/kg	<0.0005	0.00312 mg/kg	95.8	71.6	129
EP231X: N-Ethyl perfluorooctane sulfonamide (EtFOSA)	4151-50-2	0.0005	mg/kg	<0.0005	0.00312 mg/kg	80.9	69.8	131
EP231X: N-Methyl perfluorooctane sulfonamidoethanol (MeFOSE)	24448-09-7	0.0005	mg/kg	<0.0005	0.00312 mg/kg	82.0	68.7	130
EP231X: N-Ethyl perfluorooctane sulfonamidoethanol (EtFOSE)	1691-99-2	0.0005	mg/kg	<0.0005	0.00312 mg/kg	85.8	65.1	134
EP231X: N-Methyl perfluorooctane sulfonamidoacetic acid (MeFOSAA)	2355-31-9	0.0002	mg/kg	<0.0002	0.00125 mg/kg	83.2	63.0	144
EP231X: N-Ethyl perfluorooctane sulfonamidoacetic acid (EtFOSAA)	2991-50-6	0.0002	mg/kg	<0.0002	0.00125 mg/kg	86.8	61.0	139
EP231D: (n:2) Fluorotelomer Sulfonic Acids (QCLot: 5459894)								
EP231X: 4:2 Fluorotelomer sulfonic acid (4:2 FTS)	757124-72-4	0.0005	mg/kg	<0.0005	0.00125 mg/kg	85.7	62.0	145
EP231X: 6:2 Fluorotelomer sulfonic acid (6:2 FTS)	27619-97-2	0.0005	mg/kg	<0.0005	0.00125 mg/kg	89.6	64.0	140
EP231X: 8:2 Fluorotelomer sulfonic acid (8:2 FTS)	39108-34-4	0.0005	mg/kg	<0.0005	0.00125 mg/kg	78.6	65.0	137
EP231X: 10:2 Fluorotelomer sulfonic acid (10:2 FTS)	120226-60-0	0.0005	mg/kg	<0.0005	0.00125 mg/kg	71.6	69.2	143

Sub-Matrix: **SOIL**

Method: Compound	CAS Number	LOR	Unit	Method Blank (MB) Report: Result	Laboratory Control Spike (LCS) Report: Spike Concentration	Spike Recovery (%): LCS	Acceptable Limits (%): Low	Acceptable Limits (%): High
EP231D: (n:2) Fluorotelomer Sulfonic Acids (QCLot: 5459895)								
EP231X: 4:2 Fluorotelomer sulfonic acid (4:2 FTS)	757124-72-4	0.0005	mg/kg	<0.0005	0.00125 mg/kg	92.9	62.0	145
EP231X: 6:2 Fluorotelomer sulfonic acid (6:2 FTS)	27619-97-2	0.0005	mg/kg	<0.0005	0.00125 mg/kg	99.8	64.0	140
EP231X: 8:2 Fluorotelomer sulfonic acid (8:2 FTS)	39108-34-4	0.0005	mg/kg	<0.0005	0.00125 mg/kg	106	65.0	137
EP231X: 10:2 Fluorotelomer sulfonic acid (10:2 FTS)	120226-60-0	0.0005	mg/kg	<0.0005	0.00125 mg/kg	103	69.2	143

Sub-Matrix: **WATER**

Method: Compound	CAS Number	LOR	Unit	Method Blank (MB) Report: Result	Laboratory Control Spike (LCS) Report: Spike Concentration	Spike Recovery (%): LCS	Acceptable Limits (%): Low	Acceptable Limits (%): High
EP231A: Perfluoroalkyl Sulfonic Acids (QCLot: 5459785)								
EP231X: Perfluorobutane sulfonic acid (PFBS)	375-73-5	0.02	µg/L	<0.02	0.25 µg/L	86.7	72.0	130
EP231X: Perfluoropentane sulfonic acid (PFPeS)	2706-91-4	0.02	µg/L	<0.02	0.25 µg/L	93.8	71.0	127
EP231X: Perfluorohexane sulfonic acid (PFHxS)	355-46-4	0.01	µg/L	<0.01	0.25 µg/L	97.7	68.0	131
EP231X: Perfluoroheptane sulfonic acid (PFHpS)	375-92-8	0.02	µg/L	<0.02	0.25 µg/L	105	69.0	134
EP231X: Perfluorooctane sulfonic acid (PFOS)	1763-23-1	0.01	µg/L	<0.01	0.25 µg/L	96.9	65.0	140
EP231X: Perfluorodecane sulfonic acid (PFDS)	335-77-3	0.02	µg/L	<0.02	0.25 µg/L	86.3	53.0	142
EP231A: Perfluoroalkyl Sulfonic Acids (QCLot: 5459791)								
EP231X: Perfluorobutane sulfonic acid (PFBS)	375-73-5	0.02	µg/L	<0.02	0.25 µg/L	81.6	72.0	130
EP231X: Perfluoropentane sulfonic acid (PFPeS)	2706-91-4	0.02	µg/L	<0.02	0.25 µg/L	84.7	71.0	127
EP231X: Perfluorohexane sulfonic acid (PFHxS)	355-46-4	0.01	µg/L	<0.01	0.25 µg/L	88.4	68.0	131
EP231X: Perfluoroheptane sulfonic acid (PFHpS)	375-92-8	0.02	µg/L	<0.02	0.25 µg/L	93.1	69.0	134
EP231X: Perfluorooctane sulfonic acid (PFOS)	1763-23-1	0.01	µg/L	<0.01	0.25 µg/L	91.5	65.0	140
EP231X: Perfluorodecane sulfonic acid (PFDS)	335-77-3	0.02	µg/L	<0.02	0.25 µg/L	76.8	53.0	142
EP231B: Perfluoroalkyl Carboxylic Acids (QCLot: 5459785)								
EP231X: Perfluorobutanoic acid (PFBA)	375-22-4	0.1	µg/L	<0.1	1.25 µg/L	90.9	73.0	129
EP231X: Perfluoropentanoic acid (PFPeA)	2706-90-3	0.02	µg/L	<0.02	0.25 µg/L	103	72.0	129
EP231X: Perfluorohexanoic acid (PFHxA)	307-24-4	0.02	µg/L	<0.02	0.25 µg/L	110	72.0	129
EP231X: Perfluoroheptanoic acid (PFHpA)	375-85-9	0.02	µg/L	<0.02	0.25 µg/L	102	72.0	130
EP231X: Perfluorooctanoic acid (PFOA)	335-67-1	0.01	µg/L	<0.01	0.25 µg/L	108	71.0	133
EP231X: Perfluorononanoic acid (PFNA)	375-95-1	0.02	µg/L	<0.02	0.25 µg/L	108	69.0	130
EP231X: Perfluorodecanoic acid (PFDA)	335-76-2	0.02	µg/L	<0.02	0.25 µg/L	96.3	71.0	129
EP231X: Perfluoroundecanoic acid (PFUnDA)	2058-94-8	0.02	µg/L	<0.02	0.25 µg/L	100	69.0	133
EP231X: Perfluorododecanoic acid (PFDoDA)	307-55-1	0.02	µg/L	<0.02	0.25 µg/L	101	72.0	134
EP231X: Perfluorotridecanoic acid (PFTrDA)	72629-94-8	0.02	µg/L	<0.02	0.25 µg/L	99.9	65.0	144
EP231X: Perfluorotetradecanoic acid (PFTeDA)	376-06-7	0.05	µg/L	<0.05	0.625 µg/L	103	71.0	132
EP231B: Perfluoroalkyl Carboxylic Acids (QCLot: 5459791)								

Sub-Matrix: **WATER**

Method: Compound	CAS Number	LOR	Unit	Method Blank (MB) Report: Result	Laboratory Control Spike (LCS) Report: Spike Concentration	Spike Recovery (%): LCS	Acceptable Limits (%): Low	Acceptable Limits (%): High
EP231B: Perfluoroalkyl Carboxylic Acids (QCLot: 5459791) - continued								
EP231X: Perfluorobutanoic acid (PFBA)	375-22-4	0.1	µg/L	<0.1	1.25 µg/L	80.8	73.0	129
EP231X: Perfluoropentanoic acid (PFPeA)	2706-90-3	0.02	µg/L	<0.02	0.25 µg/L	89.8	72.0	129
EP231X: Perfluorohexanoic acid (PFHxA)	307-24-4	0.02	µg/L	<0.02	0.25 µg/L	90.2	72.0	129
EP231X: Perfluoroheptanoic acid (PFHpA)	375-85-9	0.02	µg/L	<0.02	0.25 µg/L	88.1	72.0	130
EP231X: Perfluorooctanoic acid (PFOA)	335-67-1	0.01	µg/L	<0.01	0.25 µg/L	93.3	71.0	133
EP231X: Perfluorononanoic acid (PFNA)	375-95-1	0.02	µg/L	<0.02	0.25 µg/L	88.6	69.0	130
EP231X: Perfluorodecanoic acid (PFDA)	335-76-2	0.02	µg/L	<0.02	0.25 µg/L	87.4	71.0	129
EP231X: Perfluoroundecanoic acid (PFUnDA)	2058-94-8	0.02	µg/L	<0.02	0.25 µg/L	88.4	69.0	133
EP231X: Perfluorododecanoic acid (PFDoDA)	307-55-1	0.02	µg/L	<0.02	0.25 µg/L	89.0	72.0	134
EP231X: Perfluorotridecanoic acid (PFTrDA)	72629-94-8	0.02	µg/L	<0.02	0.25 µg/L	88.9	65.0	144
EP231X: Perfluorotetradecanoic acid (PFTeDA)	376-06-7	0.05	µg/L	<0.05	0.625 µg/L	84.1	71.0	132
EP231C: Perfluoroalkyl Sulfonamides (QCLot: 5459785)								
EP231X: Perfluorooctane sulfonamide (FOSA)	754-91-6	0.02	µg/L	<0.02	0.25 µg/L	102	67.0	137
EP231X: N-Methyl perfluorooctane sulfonamide (MeFOSA)	31506-32-8	0.05	µg/L	<0.05	0.625 µg/L	92.5	68.0	141
EP231X: N-Ethyl perfluorooctane sulfonamide (EtFOSA)	4151-50-2	0.05	µg/L	<0.05	0.625 µg/L	85.4	62.6	147
EP231X: N-Methyl perfluorooctane sulfonamidoethanol (MeFOSE)	24448-09-7	0.05	µg/L	<0.05	0.625 µg/L	97.0	66.0	145
EP231X: N-Ethyl perfluorooctane sulfonamidoethanol (EtFOSE)	1691-99-2	0.05	µg/L	<0.05	0.625 µg/L	99.1	57.6	145
EP231X: N-Methyl perfluorooctane sulfonamidoacetic acid (MeFOSAA)	2355-31-9	0.02	µg/L	<0.02	0.25 µg/L	111	65.0	136
EP231X: N-Ethyl perfluorooctane sulfonamidoacetic acid (EtFOSAA)	2991-50-6	0.02	µg/L	<0.02	0.25 µg/L	103	61.0	135
EP231C: Perfluoroalkyl Sulfonamides (QCLot: 5459791)								
EP231X: Perfluorooctane sulfonamide (FOSA)	754-91-6	0.02	µg/L	<0.02	0.25 µg/L	87.6	67.0	137
EP231X: N-Methyl perfluorooctane sulfonamide (MeFOSA)	31506-32-8	0.05	µg/L	<0.05	0.625 µg/L	92.2	68.0	141
EP231X: N-Ethyl perfluorooctane sulfonamide (EtFOSA)	4151-50-2	0.05	µg/L	<0.05	0.625 µg/L	85.2	62.6	147
EP231X: N-Methyl perfluorooctane sulfonamidoethanol (MeFOSE)	24448-09-7	0.05	µg/L	<0.05	0.625 µg/L	78.6	66.0	145
EP231X: N-Ethyl perfluorooctane sulfonamidoethanol (EtFOSE)	1691-99-2	0.05	µg/L	<0.05	0.625 µg/L	81.2	57.6	145
EP231X: N-Methyl perfluorooctane sulfonamidoacetic acid (MeFOSAA)	2355-31-9	0.02	µg/L	<0.02	0.25 µg/L	88.1	65.0	136
EP231X: N-Ethyl perfluorooctane sulfonamidoacetic acid (EtFOSAA)	2991-50-6	0.02	µg/L	<0.02	0.25 µg/L	95.2	61.0	135
EP231D: (n:2) Fluorotelomer Sulfonic Acids (QCLot: 5459785)								

Sub-Matrix: **WATER**

Method: Compound	CAS Number	LOR	Unit	Method Blank (MB) Report: Result	Laboratory Control Spike (LCS) Report: Spike Concentration	Spike Recovery (%): LCS	Acceptable Limits (%): Low	Acceptable Limits (%): High
EP231D: (n:2) Fluorotelomer Sulfonic Acids (QCLot: 5459785) - continued								
EP231X: 4:2 Fluorotelomer sulfonic acid (4:2 FTS)	757124-72-4	0.05	µg/L	<0.05	0.25 µg/L	97.5	63.0	143
EP231X: 6:2 Fluorotelomer sulfonic acid (6:2 FTS)	27619-97-2	0.05	µg/L	<0.05	0.25 µg/L	110	64.0	140
EP231X: 8:2 Fluorotelomer sulfonic acid (8:2 FTS)	39108-34-4	0.05	µg/L	<0.05	0.25 µg/L	97.8	67.0	138
EP231X: 10:2 Fluorotelomer sulfonic acid (10:2 FTS)	120226-60-0	0.05	µg/L	<0.05	0.25 µg/L	81.9	71.4	144
EP231D: (n:2) Fluorotelomer Sulfonic Acids (QCLot: 5459791)								
EP231X: 4:2 Fluorotelomer sulfonic acid (4:2 FTS)	757124-72-4	0.05	µg/L	<0.05	0.25 µg/L	96.0	63.0	143
EP231X: 6:2 Fluorotelomer sulfonic acid (6:2 FTS)	27619-97-2	0.05	µg/L	<0.05	0.25 µg/L	96.6	64.0	140
EP231X: 8:2 Fluorotelomer sulfonic acid (8:2 FTS)	39108-34-4	0.05	µg/L	<0.05	0.25 µg/L	92.6	67.0	138
EP231X: 10:2 Fluorotelomer sulfonic acid (10:2 FTS)	120226-60-0	0.05	µg/L	<0.05	0.25 µg/L	83.7	71.4	144

Matrix Spike (MS) Report

The quality control term Matrix Spike (MS) refers to an intralaboratory split sample spiked with a representative set of target analytes. The purpose of this QC parameter is to monitor potential matrix effects on analyte recoveries. Static Recovery Limits as per laboratory Data Quality Objectives (DQOs). Ideal recovery ranges stated may be waived in the event of sample matrix interference.

Sub-Matrix: **SOIL**

Laboratory sample ID	Sample ID	Method: Compound	CAS Number	Matrix Spike (MS) Report: Spike Concentration	SpikeRecovery(%): MS	Acceptable Limits (%): Low	Acceptable Limits (%): High
EP231A: Perfluoroalkyl Sulfonic Acids (QCLot: 5459894)							
ES2341219-001	0902_SD001_231120	EP231X: Perfluorobutane sulfonic acid (PFBS)	375-73-5	0.00125 mg/kg	85.6	72.0	128
		EP231X: Perfluoropentane sulfonic acid (PFPeS)	2706-91-4	0.00125 mg/kg	86.4	73.0	123
		EP231X: Perfluorohexane sulfonic acid (PFHxS)	355-46-4	0.00125 mg/kg	# Not Determined	67.0	130
		EP231X: Perfluoroheptane sulfonic acid (PFHpS)	375-92-8	0.00125 mg/kg	# Not Determined	70.0	132
		EP231X: Perfluorooctane sulfonic acid (PFOS)	1763-23-1	0.00125 mg/kg	# Not Determined	68.0	136
		EP231X: Perfluorodecane sulfonic acid (PFDS)	335-77-3	0.00125 mg/kg	# Not Determined	59.0	134
EP231A: Perfluoroalkyl Sulfonic Acids (QCLot: 5459895)							
ES2341016-004	Anonymous	EP231X: Perfluorobutane sulfonic acid (PFBS)	375-73-5	0.00125 mg/kg	78.0	72.0	128
		EP231X: Perfluoropentane sulfonic acid (PFPeS)	2706-91-4	0.00125 mg/kg	90.9	73.0	123
		EP231X: Perfluorohexane sulfonic acid (PFHxS)	355-46-4	0.00125 mg/kg	# Not Determined	67.0	130
		EP231X: Perfluoroheptane sulfonic acid (PFHpS)	375-92-8	0.00125 mg/kg	74.0	70.0	132
		EP231X: Perfluorooctane sulfonic acid (PFOS)	1763-23-1	0.00125 mg/kg	# Not Determined	68.0	136
		EP231X: Perfluorodecane sulfonic acid (PFDS)	335-77-3	0.00125 mg/kg	79.4	59.0	134

Sub-Matrix: **SOIL**

				Matrix Spike (MS) Report			
				Spike	SpikeRecovery(%)	Acceptable Limits (%)	
Laboratory sample ID	Sample ID	Method: Compound	CAS Number	Concentration	MS	Low	High
EP231B: Perfluoroalkyl Carboxylic Acids (QCLot: 5459894)							
ES2341219-001	0902_SD001_231120	EP231X: Perfluorobutanoic acid (PFBA)	375-22-4	0.00625 mg/kg	86.6	71.0	135
		EP231X: Perfluoropentanoic acid (PFPeA)	2706-90-3	0.00125 mg/kg	78.0	69.0	132
		EP231X: Perfluorohexanoic acid (PFHxA)	307-24-4	0.00125 mg/kg	# Not Determined	70.0	132
		EP231X: Perfluoroheptanoic acid (PFHpA)	375-85-9	0.00125 mg/kg	# Not Determined	71.0	131
		EP231X: Perfluorooctanoic acid (PFOA)	335-67-1	0.00125 mg/kg	# Not Determined	69.0	133
		EP231X: Perfluorononanoic acid (PFNA)	375-95-1	0.00125 mg/kg	# Not Determined	72.0	129
		EP231X: Perfluorodecanoic acid (PFDA)	335-76-2	0.00125 mg/kg	# Not Determined	69.0	133
		EP231X: Perfluoroundecanoic acid (PFUnDA)	2058-94-8	0.00125 mg/kg	# Not Determined	64.0	136
		EP231X: Perfluorododecanoic acid (PFDoDA)	307-55-1	0.00125 mg/kg	# Not Determined	69.0	135
		EP231X: Perfluorotridecanoic acid (PFTrDA)	72629-94-8	0.00125 mg/kg	# Not Determined	66.0	139
		EP231X: Perfluorotetradecanoic acid (PFTeDA)	376-06-7	0.00312 mg/kg	# Not Determined	69.0	133
EP231B: Perfluoroalkyl Carboxylic Acids (QCLot: 5459895)							
ES2341016-004	Anonymous	EP231X: Perfluorobutanoic acid (PFBA)	375-22-4	0.00625 mg/kg	75.8	71.0	135
		EP231X: Perfluoropentanoic acid (PFPeA)	2706-90-3	0.00125 mg/kg	88.7	69.0	132
		EP231X: Perfluorohexanoic acid (PFHxA)	307-24-4	0.00125 mg/kg	82.4	70.0	132
		EP231X: Perfluoroheptanoic acid (PFHpA)	375-85-9	0.00125 mg/kg	85.1	71.0	131
		EP231X: Perfluorooctanoic acid (PFOA)	335-67-1	0.00125 mg/kg	84.2	69.0	133
		EP231X: Perfluorononanoic acid (PFNA)	375-95-1	0.00125 mg/kg	85.0	72.0	129
		EP231X: Perfluorodecanoic acid (PFDA)	335-76-2	0.00125 mg/kg	93.3	69.0	133
		EP231X: Perfluoroundecanoic acid (PFUnDA)	2058-94-8	0.00125 mg/kg	99.7	64.0	136
		EP231X: Perfluorododecanoic acid (PFDoDA)	307-55-1	0.00125 mg/kg	110	69.0	135
		EP231X: Perfluorotridecanoic acid (PFTrDA)	72629-94-8	0.00125 mg/kg	93.1	66.0	139
		EP231X: Perfluorotetradecanoic acid (PFTeDA)	376-06-7	0.00312 mg/kg	81.7	69.0	133
EP231C: Perfluoroalkyl Sulfonamides (QCLot: 5459894)							
ES2341219-001	0902_SD001_231120	EP231X: Perfluorooctane sulfonamide (FOSA)	754-91-6	0.00125 mg/kg	# Not Determined	67.0	137
		EP231X: N-Methyl perfluorooctane sulfonamide (MeFOSA)	31506-32-8	0.00312 mg/kg	116	71.6	129
		EP231X: N-Ethyl perfluorooctane sulfonamide (EtFOSA)	4151-50-2	0.00312 mg/kg	101	69.8	131

Sub-Matrix: **SOIL**

Laboratory sample ID	Sample ID	Method: Compound	CAS Number	Matrix Spike (MS) Report: Spike Concentration	SpikeRecovery(%) MS	Acceptable Limits (%) Low	High
EP231C: Perfluoroalkyl Sulfonamides (QCLot: 5459894) - continued							
ES2341219-001	0902_SD001_231120	EP231X: N-Methyl perfluorooctane sulfonamidoethanol (MeFOSE)	24448-09-7	0.00312 mg/kg	80.3	68.7	130
		EP231X: N-Ethyl perfluorooctane sulfonamidoethanol (EtFOSE)	1691-99-2	0.00312 mg/kg	96.6	65.1	134
		EP231X: N-Methyl perfluorooctane sulfonamidoacetic acid (MeFOSAA)	2355-31-9	0.00125 mg/kg	64.0	63.0	144
		EP231X: N-Ethyl perfluorooctane sulfonamidoacetic acid (EtFOSAA)	2991-50-6	0.00125 mg/kg	90.8	61.0	139
EP231C: Perfluoroalkyl Sulfonamides (QCLot: 5459895)							
ES2341016-004	Anonymous	EP231X: Perfluorooctane sulfonamide (FOSA)	754-91-6	0.00125 mg/kg	87.7	67.0	137
		EP231X: N-Methyl perfluorooctane sulfonamide (MeFOSA)	31506-32-8	0.00312 mg/kg	98.1	71.6	129
		EP231X: N-Ethyl perfluorooctane sulfonamide (EtFOSA)	4151-50-2	0.00312 mg/kg	85.4	69.8	131
		EP231X: N-Methyl perfluorooctane sulfonamidoethanol (MeFOSE)	24448-09-7	0.00312 mg/kg	84.3	68.7	130
		EP231X: N-Ethyl perfluorooctane sulfonamidoethanol (EtFOSE)	1691-99-2	0.00312 mg/kg	91.0	65.1	134
		EP231X: N-Methyl perfluorooctane sulfonamidoacetic acid (MeFOSAA)	2355-31-9	0.00125 mg/kg	74.0	63.0	144
		EP231X: N-Ethyl perfluorooctane sulfonamidoacetic acid (EtFOSAA)	2991-50-6	0.00125 mg/kg	85.2	61.0	139
EP231D: (n:2) Fluorotelomer Sulfonic Acids (QCLot: 5459894)							
ES2341219-001	0902_SD001_231120	EP231X: 4:2 Fluorotelomer sulfonic acid (4:2 FTS)	757124-72-4	0.00125 mg/kg	85.6	62.0	145
		EP231X: 6:2 Fluorotelomer sulfonic acid (6:2 FTS)	27619-97-2	0.00125 mg/kg	# Not Determined	64.0	140
		EP231X: 8:2 Fluorotelomer sulfonic acid (8:2 FTS)	39108-34-4	0.00125 mg/kg	# Not Determined	65.0	137
		EP231X: 10:2 Fluorotelomer sulfonic acid (10:2 FTS)	120226-60-0	0.00125 mg/kg	# Not Determined	69.2	143
EP231D: (n:2) Fluorotelomer Sulfonic Acids (QCLot: 5459895)							
ES2341016-004	Anonymous	EP231X: 4:2 Fluorotelomer sulfonic acid (4:2 FTS)	757124-72-4	0.00125 mg/kg	94.0	62.0	145
		EP231X: 6:2 Fluorotelomer sulfonic acid (6:2 FTS)	27619-97-2	0.00125 mg/kg	77.0	64.0	140
		EP231X: 8:2 Fluorotelomer sulfonic acid (8:2 FTS)	39108-34-4	0.00125 mg/kg	107	65.0	137
		EP231X: 10:2 Fluorotelomer sulfonic acid (10:2 FTS)	120226-60-0	0.00125 mg/kg	105	69.2	143

Sub-Matrix: **WATER**

Laboratory sample ID	Sample ID	Method: Compound	CAS Number	Matrix Spike (MS) Report: Spike Concentration	SpikeRecovery(%) MS	Acceptable Limits (%) Low	High
EP231A: Perfluoroalkyl Sulfonic Acids (QCLot: 5459785)							

Sub-Matrix: **WATER**

				Matrix Spike (MS) Report			
				Spike	SpikeRecovery(%)	Acceptable Limits (%)	
Laboratory sample ID	Sample ID	Method: Compound	CAS Number	Concentration	MS	Low	High
EP231A: Perfluoroalkyl Sulfonic Acids (QCLot: 5459785) - continued							
ES2341219-026	0902_SW008_231122	EP231X: Perfluorobutane sulfonic acid (PFBS)	375-73-5	0.25 µg/L	84.2	72.0	130
		EP231X: Perfluoropentane sulfonic acid (PFPeS)	2706-91-4	0.25 µg/L	81.9	71.0	127
		EP231X: Perfluorohexane sulfonic acid (PFHxS)	355-46-4	0.25 µg/L	107	68.0	131
		EP231X: Perfluoroheptane sulfonic acid (PFHpS)	375-92-8	0.25 µg/L	105	69.0	134
		EP231X: Perfluorooctane sulfonic acid (PFOS)	1763-23-1	0.25 µg/L	96.4	65.0	140
		EP231X: Perfluorodecane sulfonic acid (PFDS)	335-77-3	0.25 µg/L	83.7	53.0	142
EP231A: Perfluoroalkyl Sulfonic Acids (QCLot: 5459791)							
ES2341217-079	Anonymous	EP231X: Perfluorobutane sulfonic acid (PFBS)	375-73-5	0.25 µg/L	81.3	72.0	130
		EP231X: Perfluoropentane sulfonic acid (PFPeS)	2706-91-4	0.25 µg/L	75.0	71.0	127
		EP231X: Perfluorohexane sulfonic acid (PFHxS)	355-46-4	0.25 µg/L	88.9	68.0	131
		EP231X: Perfluoroheptane sulfonic acid (PFHpS)	375-92-8	0.25 µg/L	84.2	69.0	134
		EP231X: Perfluorooctane sulfonic acid (PFOS)	1763-23-1	0.25 µg/L	91.4	65.0	140
		EP231X: Perfluorodecane sulfonic acid (PFDS)	335-77-3	0.25 µg/L	68.4	53.0	142
EP231B: Perfluoroalkyl Carboxylic Acids (QCLot: 5459785)							
ES2341219-026	0902_SW008_231122	EP231X: Perfluorobutanoic acid (PFBA)	375-22-4	1.25 µg/L	95.3	73.0	129
		EP231X: Perfluoropentanoic acid (PFPeA)	2706-90-3	0.25 µg/L	110	72.0	129
		EP231X: Perfluorohexanoic acid (PFHxA)	307-24-4	0.25 µg/L	120	72.0	129
		EP231X: Perfluoroheptanoic acid (PFHpA)	375-85-9	0.25 µg/L	92.9	72.0	130
		EP231X: Perfluorooctanoic acid (PFOA)	335-67-1	0.25 µg/L	106	71.0	133
		EP231X: Perfluorononanoic acid (PFNA)	375-95-1	0.25 µg/L	105	69.0	130
		EP231X: Perfluorodecanoic acid (PFDA)	335-76-2	0.25 µg/L	91.7	71.0	129
		EP231X: Perfluoroundecanoic acid (PFUnDA)	2058-94-8	0.25 µg/L	114	69.0	133
		EP231X: Perfluorododecanoic acid (PFDoDA)	307-55-1	0.25 µg/L	103	72.0	134
		EP231X: Perfluorotridecanoic acid (PFTrDA)	72629-94-8	0.25 µg/L	112	65.0	144
		EP231X: Perfluorotetradecanoic acid (PFTeDA)	376-06-7	0.625 µg/L	99.6	71.0	132
EP231B: Perfluoroalkyl Carboxylic Acids (QCLot: 5459791)							
ES2341217-079	Anonymous	EP231X: Perfluorobutanoic acid (PFBA)	375-22-4	1.25 µg/L	93.1	73.0	129
		EP231X: Perfluoropentanoic acid (PFPeA)	2706-90-3	0.25 µg/L	103	72.0	129
		EP231X: Perfluorohexanoic acid (PFHxA)	307-24-4	0.25 µg/L	110	72.0	129
		EP231X: Perfluoroheptanoic acid (PFHpA)	375-85-9	0.25 µg/L	83.8	72.0	130
		EP231X: Perfluorooctanoic acid (PFOA)	335-67-1	0.25 µg/L	97.0	71.0	133
		EP231X: Perfluorononanoic acid (PFNA)	375-95-1	0.25 µg/L	93.3	69.0	130
		EP231X: Perfluorodecanoic acid (PFDA)	335-76-2	0.25 µg/L	84.1	71.0	129
		EP231X: Perfluoroundecanoic acid (PFUnDA)	2058-94-8	0.25 µg/L	102	69.0	133
		EP231X: Perfluorododecanoic acid (PFDoDA)	307-55-1	0.25 µg/L	91.8	72.0	134
		EP231X: Perfluorotridecanoic acid (PFTrDA)	72629-94-8	0.25 µg/L	109	65.0	144
		EP231X: Perfluorotetradecanoic acid (PFTeDA)	376-06-7	0.625 µg/L	82.5	71.0	132
EP231C: Perfluoroalkyl Sulfonamides (QCLot: 5459785)							

Sub-Matrix: **WATER**

				Matrix Spike (MS) Report			
				Spike	SpikeRecovery(%)	Acceptable Limits (%)	
Laboratory sample ID	Sample ID	Method: Compound	CAS Number	Concentration	MS	Low	High
EP231C: Perfluoroalkyl Sulfonamides (QCLot: 5459785) - continued							
ES2341219-026	0902_SW008_231122	EP231X: Perfluorooctane sulfonamide (FOSA)	754-91-6	0.25 µg/L	101	67.0	137
		EP231X: N-Methyl perfluorooctane sulfonamide (MeFOSA)	31506-32-8	0.625 µg/L	98.7	68.0	141
		EP231X: N-Ethyl perfluorooctane sulfonamide (EtFOSA)	4151-50-2	0.625 µg/L	97.9	62.6	147
		EP231X: N-Methyl perfluorooctane sulfonamidoethanol (MeFOSE)	24448-09-7	0.625 µg/L	100	66.0	145
		EP231X: N-Ethyl perfluorooctane sulfonamidoethanol (EtFOSE)	1691-99-2	0.625 µg/L	101	57.6	145
		EP231X: N-Methyl perfluorooctane sulfonamidoacetic acid (MeFOSAA)	2355-31-9	0.25 µg/L	110	65.0	136
		EP231X: N-Ethyl perfluorooctane sulfonamidoacetic acid (EtFOSAA)	2991-50-6	0.25 µg/L	113	61.0	135
EP231C: Perfluoroalkyl Sulfonamides (QCLot: 5459791)							
ES2341217-079	Anonymous	EP231X: Perfluorooctane sulfonamide (FOSA)	754-91-6	0.25 µg/L	87.9	67.0	137
		EP231X: N-Methyl perfluorooctane sulfonamide (MeFOSA)	31506-32-8	0.625 µg/L	99.1	68.0	141
		EP231X: N-Ethyl perfluorooctane sulfonamide (EtFOSA)	4151-50-2	0.625 µg/L	86.8	62.6	147
		EP231X: N-Methyl perfluorooctane sulfonamidoethanol (MeFOSE)	24448-09-7	0.625 µg/L	93.7	66.0	145
		EP231X: N-Ethyl perfluorooctane sulfonamidoethanol (EtFOSE)	1691-99-2	0.625 µg/L	90.7	57.6	145
		EP231X: N-Methyl perfluorooctane sulfonamidoacetic acid (MeFOSAA)	2355-31-9	0.25 µg/L	88.6	65.0	136
		EP231X: N-Ethyl perfluorooctane sulfonamidoacetic acid (EtFOSAA)	2991-50-6	0.25 µg/L	101	61.0	135
EP231D: (n:2) Fluorotelomer Sulfonic Acids (QCLot: 5459785)							
ES2341219-026	0902_SW008_231122	EP231X: 4:2 Fluorotelomer sulfonic acid (4:2 FTS)	757124-72-4	0.25 µg/L	87.3	63.0	143
		EP231X: 6:2 Fluorotelomer sulfonic acid (6:2 FTS)	27619-97-2	0.25 µg/L	105	64.0	140
		EP231X: 8:2 Fluorotelomer sulfonic acid (8:2 FTS)	39108-34-4	0.25 µg/L	115	67.0	138
		EP231X: 10:2 Fluorotelomer sulfonic acid (10:2 FTS)	120226-60-0	0.25 µg/L	85.2	71.4	144
EP231D: (n:2) Fluorotelomer Sulfonic Acids (QCLot: 5459791)							
ES2341217-079	Anonymous	EP231X: 4:2 Fluorotelomer sulfonic acid (4:2 FTS)	757124-72-4	0.25 µg/L	80.6	63.0	143
		EP231X: 6:2 Fluorotelomer sulfonic acid (6:2 FTS)	27619-97-2	0.25 µg/L	98.0	64.0	140
		EP231X: 8:2 Fluorotelomer sulfonic acid (8:2 FTS)	39108-34-4	0.25 µg/L	95.4	67.0	138
		EP231X: 10:2 Fluorotelomer sulfonic acid (10:2 FTS)	120226-60-0	0.25 µg/L	92.2	71.4	144

QA/QC Compliance Assessment to assist with Quality Review

Work Order	: **ES2341219**	Page	: 1 of 14
Client	: **AECOM AUSTRALIA PTY LTD**	Laboratory	: Environmental Division Sydney
Contact	: JESSICA ROY	Telephone	: +61 2 8784 8555
Project	: NSW_0902_PFASOMP_23	Date Samples Received	: 28-Nov-2023
Site	: SW/SD	Issue Date	: 05-Dec-2023
Sampler	: NICOLA TOMLIN, Terrence Darma	No. of samples received	: 46
Order number	: 60612562_5.1	No. of samples analysed	: 46

This report is automatically generated by the ALS LIMS through interpretation of the ALS Quality Control Report and several Quality Assurance parameters measured by ALS. This automated reporting highlights any non-conformances, facilitates faster and more accurate data validation and is designed to assist internal expert and external Auditor review. Many components of this report contribute to the overall DQO assessment and reporting for guideline compliance.

Brief method summaries and references are also provided to assist in traceability.

Summary of Outliers

Outliers : Quality Control Samples

This report highlights outliers flagged in the Quality Control (QC) Report.

- **NO Method Blank value outliers occur.**
- **NO Duplicate outliers occur.**
- **NO Laboratory Control outliers occur.**
- **Matrix Spike outliers exist - please see following pages for full details.**
- **For all regular sample matrices, NO surrogate recovery outliers occur.**

Outliers : Analysis Holding Time Compliance

- **NO Analysis Holding Time Outliers exist.**

Outliers : Frequency of Quality Control Samples

- **NO Quality Control Sample Frequency Outliers exist.**

Outliers : Quality Control Samples

Duplicates, Method Blanks, Laboratory Control Samples and Matrix Spikes

Matrix: **SOIL**

Compound Group Name	Laboratory Sample ID	Client Sample ID	Analyte	CAS Number	Data	Limits	Comment
Matrix Spike (MS) Recoveries							
EP231A: Perfluoroalkyl Sulfonic Acids	ES2341219--001	0902_SD001_231120	**Perfluorohexane sulfonic acid (PFHxS)**	355-46-4	Not Determined	----	**MS recovery not determined, background level greater than or equal to 4x spike level.**
EP231A: Perfluoroalkyl Sulfonic Acids	ES2341016--004	Anonymous	**Perfluorohexane sulfonic acid (PFHxS)**	355-46-4	Not Determined	----	**MS recovery not determined, background level greater than or equal to 4x spike level.**
EP231A: Perfluoroalkyl Sulfonic Acids	ES2341219--001	0902_SD001_231120	**Perfluoroheptane sulfonic acid (PFHpS)**	375-92-8	Not Determined	----	**MS recovery not determined, background level greater than or equal to 4x spike level.**
EP231A: Perfluoroalkyl Sulfonic Acids	ES2341219--001	0902_SD001_231120	**Perfluorooctane sulfonic acid (PFOS)**	1763-23-1	Not Determined	----	**MS recovery not determined, background level greater than or equal to 4x spike level.**
EP231A: Perfluoroalkyl Sulfonic Acids	ES2341016--004	Anonymous	**Perfluorooctane sulfonic acid (PFOS)**	1763-23-1	Not Determined	----	**MS recovery not determined, background level greater than or equal to 4x spike level.**
EP231A: Perfluoroalkyl Sulfonic Acids	ES2341219--001	0902_SD001_231120	**Perfluorodecane sulfonic acid (PFDS)**	335-77-3	Not Determined	----	**MS recovery not determined, background level greater than or equal to 4x spike level.**
EP231B: Perfluoroalkyl Carboxylic Acids	ES2341219--001	0902_SD001_231120	**Perfluorohexanoic acid (PFHxA)**	307-24-4	Not Determined	----	**MS recovery not determined, background level greater than or equal to 4x spike level.**
EP231B: Perfluoroalkyl Carboxylic Acids	ES2341219--001	0902_SD001_231120	**Perfluoroheptanoic acid (PFHpA)**	375-85-9	Not Determined	----	**MS recovery not determined, background level greater than or equal to 4x spike level.**
EP231B: Perfluoroalkyl Carboxylic Acids	ES2341219--001	0902_SD001_231120	**Perfluorooctanoic acid (PFOA)**	335-67-1	Not Determined	----	**MS recovery not determined, background level greater than or equal to 4x spike level.**
EP231B: Perfluoroalkyl Carboxylic Acids	ES2341219--001	0902_SD001_231120	**Perfluorononanoic acid (PFNA)**	375-95-1	Not Determined	----	**MS recovery not determined, background level greater than or equal to 4x spike level.**
EP231B: Perfluoroalkyl Carboxylic Acids	ES2341219--001	0902_SD001_231120	**Perfluorodecanoic acid (PFDA)**	335-76-2	Not Determined	----	**MS recovery not determined, background level greater than or equal to 4x spike level.**
EP231B: Perfluoroalkyl Carboxylic Acids	ES2341219--001	0902_SD001_231120	**Perfluoroundecanoic acid (PFUnDA)**	2058-94-8	Not Determined	----	**MS recovery not determined, background level greater than or equal to 4x spike level.**
EP231B: Perfluoroalkyl Carboxylic Acids	ES2341219--001	0902_SD001_231120	**Perfluorododecanoic acid (PFDoDA)**	307-55-1	Not Determined	----	**MS recovery not determined, background level greater than or equal to 4x spike level.**

Matrix: **SOIL**

Compound Group Name	Laboratory Sample ID	Client Sample ID	Analyte	CAS Number	Data	Limits	Comment
Matrix Spike (MS) Recoveries - Continued							
EP231B: Perfluoroalkyl Carboxylic Acids	ES2341219--001	0902_SD001_231120	**Perfluorotridecanoic acid (PFTrDA)**	72629-94-8	Not Determined	----	**MS recovery not determined, background level greater than or equal to 4x spike level.**
EP231B: Perfluoroalkyl Carboxylic Acids	ES2341219--001	0902_SD001_231120	**Perfluorotetradecanoic acid (PFTeDA)**	376-06-7	Not Determined	----	**MS recovery not determined, background level greater than or equal to 4x spike level.**
EP231C: Perfluoroalkyl Sulfonamides	ES2341219--001	0902_SD001_231120	**Perfluorooctane sulfonamide (FOSA)**	754-91-6	Not Determined	----	**MS recovery not determined, background level greater than or equal to 4x spike level.**
EP231D: (n:2) Fluorotelomer Sulfonic Acids	ES2341219--001	0902_SD001_231120	**6:2 Fluorotelomer sulfonic acid (6:2 FTS)**	27619-97-2	Not Determined	----	**MS recovery not determined, background level greater than or equal to 4x spike level.**
EP231D: (n:2) Fluorotelomer Sulfonic Acids	ES2341219--001	0902_SD001_231120	**8:2 Fluorotelomer sulfonic acid (8:2 FTS)**	39108-34-4	Not Determined	----	**MS recovery not determined, background level greater than or equal to 4x spike level.**
EP231D: (n:2) Fluorotelomer Sulfonic Acids	ES2341219--001	0902_SD001_231120	**10:2 Fluorotelomer sulfonic acid (10:2 FTS)**	120226-60-0	Not Determined	----	**MS recovery not determined, background level greater than or equal to 4x spike level.**

Analysis Holding Time Compliance

If samples are identified below as having been analysed or extracted outside of recommended holding times, this should be taken into consideration when interpreting results.

This report summarizes extraction / preparation and analysis times and compares each with ALS recommended holding times (referencing USEPA SW 846, APHA, AS and NEPM) based on the sample container provided. Dates reported represent first date of extraction or analysis and preclude subsequent dilutions and reruns. A listing of breaches (if any) is provided herein.

Holding time for leachate methods (e.g. TCLP) vary according to the analytes reported. Assessment compares the leach date with the shortest analyte holding time for the equivalent soil method. These are: organics 14 days, mercury 28 days & other metals 180 days. A recorded breach does not guarantee a breach for all non-volatile parameters.

Holding times for ***VOC in soils*** vary according to analytes of interest. Vinyl Chloride and Styrene holding time is 7 days; others 14 days. A recorded breach does not guarantee a breach for all VOC analytes and should be verified in case the reported breach is a false positive or Vinyl Chloride and Styrene are not key analytes of interest/concern.

Matrix: **SOIL**

Evaluation: × = Holding time breach ; ✓ = Within holding time.

Method	*Sample Date*	*Extraction / Preparation*			*Analysis*		
***Container** / Client Sample ID(s)*		***Date extracted***	*Due for extraction*	*Evaluation*	***Date analysed***	*Due for analysis*	*Evaluation*

Matrix: **SOIL**

Evaluation: × = Holding time breach ; ✓ = Within holding time.

Method / Container / Client Sample ID(s)	Sample Date	Extraction / Preparation			Analysis		
		Date extracted	Due for extraction	Evaluation	Date analysed	Due for analysis	Evaluation
EA055: Moisture Content (Dried @ 105-110°C)							
HDPE Soil Jar (EA055) 0902_SD001_231120, 0902_SD002_231120, 0902_SD003_231120	**20-Nov-2023**	**----**	----	----	**01-Dec-2023**	04-Dec-2023	✓
HDPE Soil Jar (EA055) 0902_SD005_231122, 0902_SD007_231122, 0902_SD008_231122, 0902_SD009_231122, 0902_SD011_231122, 0902_SD013_231122, 0902_SD014_231122, 0902_QC104_231122	**22-Nov-2023**	**----**	----	----	**01-Dec-2023**	06-Dec-2023	✓
HDPE Soil Jar (EA055) 0902_SD016_231123, 0902_SD081_231123	**23-Nov-2023**	**----**	----	----	**01-Dec-2023**	07-Dec-2023	✓
HDPE Soil Jar (EA055) 0902_SD015_231124, 0902_SD022_231124, 0902_SD023_231124, 0902_QC110_231124	**24-Nov-2023**	**----**	----	----	**01-Dec-2023**	08-Dec-2023	✓
HDPE Soil Jar (EA055) 0902_SD018_231127, 0902_SD019_231127, 0902_SD020_231127, 0902_SD024_231127, 0902_SD030_231127, 0902_SD035_231127, 0902_QC112_231127	**27-Nov-2023**	**----**	----	----	**01-Dec-2023**	11-Dec-2023	✓

Matrix: **SOIL**

Evaluation: × = Holding time breach ; ✓ = Within holding time.

Method / Container / Client Sample ID(s)	Sample Date	Extraction / Preparation			Analysis		
		Date extracted	Due for extraction	Evaluation	Date analysed	Due for analysis	Evaluation
EP231A: Perfluoroalkyl Sulfonic Acids							
HDPE Soil Jar (EP231X) 0902_SD001_231120, 0902_SD003_231120	**20-Nov-2023**	**30-Nov-2023**	18-May-2024	✓	**04-Dec-2023**	09-Jan-2024	✓
HDPE Soil Jar (EP231X) 0902_SD002_231120	**20-Nov-2023**	**30-Nov-2023**	18-May-2024	✓	**05-Dec-2023**	09-Jan-2024	✓
HDPE Soil Jar (EP231X) 0902_QC104_231122	**22-Nov-2023**	**30-Nov-2023**	20-May-2024	✓	**04-Dec-2023**	09-Jan-2024	✓
HDPE Soil Jar (EP231X) 0902_SD005_231122, 0902_SD007_231122, 0902_SD008_231122, 0902_SD009_231122, 0902_SD011_231122, 0902_SD013_231122, 0902_SD014_231122	**22-Nov-2023**	**30-Nov-2023**	20-May-2024	✓	**05-Dec-2023**	09-Jan-2024	✓
HDPE Soil Jar (EP231X) 0902_SD081_231123	**23-Nov-2023**	**30-Nov-2023**	21-May-2024	✓	**04-Dec-2023**	09-Jan-2024	✓
HDPE Soil Jar (EP231X) 0902_SD016_231123	**23-Nov-2023**	**30-Nov-2023**	21-May-2024	✓	**05-Dec-2023**	09-Jan-2024	✓
HDPE Soil Jar (EP231X) 0902_QC110_231124	**24-Nov-2023**	**30-Nov-2023**	22-May-2024	✓	**04-Dec-2023**	09-Jan-2024	✓
HDPE Soil Jar (EP231X) 0902_SD015_231124, 0902_SD022_231124, 0902_SD023_231124	**24-Nov-2023**	**30-Nov-2023**	22-May-2024	✓	**05-Dec-2023**	09-Jan-2024	✓
HDPE Soil Jar (EP231X) 0902_QC112_231127	**27-Nov-2023**	**30-Nov-2023**	25-May-2024	✓	**04-Dec-2023**	09-Jan-2024	✓
HDPE Soil Jar (EP231X) 0902_SD018_231127, 0902_SD019_231127, 0902_SD020_231127, 0902_SD024_231127, 0902_SD030_231127, 0902_SD035_231127	**27-Nov-2023**	**30-Nov-2023**	25-May-2024	✓	**05-Dec-2023**	09-Jan-2024	✓

Matrix: **SOIL**

Evaluation: × = Holding time breach ; ✓ = Within holding time.

Method / Container / Client Sample ID(s)	Sample Date	Extraction / Preparation			Analysis		
		Date extracted	Due for extraction	Evaluation	Date analysed	Due for analysis	Evaluation
EP231B: Perfluoroalkyl Carboxylic Acids							
HDPE Soil Jar (EP231X) 0902_SD001_231120, 0902_SD003_231120	**20-Nov-2023**	**30-Nov-2023**	18-May-2024	✓	**04-Dec-2023**	09-Jan-2024	✓
HDPE Soil Jar (EP231X) 0902_SD002_231120	**20-Nov-2023**	**30-Nov-2023**	18-May-2024	✓	**05-Dec-2023**	09-Jan-2024	✓
HDPE Soil Jar (EP231X) 0902_QC104_231122	**22-Nov-2023**	**30-Nov-2023**	20-May-2024	✓	**04-Dec-2023**	09-Jan-2024	✓
HDPE Soil Jar (EP231X) 0902_SD005_231122, 0902_SD007_231122, 0902_SD008_231122, 0902_SD009_231122, 0902_SD011_231122, 0902_SD013_231122, 0902_SD014_231122	**22-Nov-2023**	**30-Nov-2023**	20-May-2024	✓	**05-Dec-2023**	09-Jan-2024	✓
HDPE Soil Jar (EP231X) 0902_SD081_231123	**23-Nov-2023**	**30-Nov-2023**	21-May-2024	✓	**04-Dec-2023**	09-Jan-2024	✓
HDPE Soil Jar (EP231X) 0902_SD016_231123	**23-Nov-2023**	**30-Nov-2023**	21-May-2024	✓	**05-Dec-2023**	09-Jan-2024	✓
HDPE Soil Jar (EP231X) 0902_QC110_231124	**24-Nov-2023**	**30-Nov-2023**	22-May-2024	✓	**04-Dec-2023**	09-Jan-2024	✓
HDPE Soil Jar (EP231X) 0902_SD015_231124, 0902_SD022_231124, 0902_SD023_231124	**24-Nov-2023**	**30-Nov-2023**	22-May-2024	✓	**05-Dec-2023**	09-Jan-2024	✓
HDPE Soil Jar (EP231X) 0902_QC112_231127	**27-Nov-2023**	**30-Nov-2023**	25-May-2024	✓	**04-Dec-2023**	09-Jan-2024	✓
HDPE Soil Jar (EP231X) 0902_SD018_231127, 0902_SD019_231127, 0902_SD020_231127, 0902_SD024_231127, 0902_SD030_231127, 0902_SD035_231127	**27-Nov-2023**	**30-Nov-2023**	25-May-2024	✓	**05-Dec-2023**	09-Jan-2024	✓

Matrix: **SOIL**

Evaluation: × = Holding time breach ; ✓ = Within holding time.

Method / Container / Client Sample ID(s)	Sample Date	Extraction / Preparation			Analysis		
		Date extracted	Due for extraction	Evaluation	Date analysed	Due for analysis	Evaluation
EP231C: Perfluoroalkyl Sulfonamides							
HDPE Soil Jar (EP231X) 0902_SD001_231120, 0902_SD003_231120	**20-Nov-2023**	**30-Nov-2023**	18-May-2024	✓	**04-Dec-2023**	09-Jan-2024	✓
HDPE Soil Jar (EP231X) 0902_SD002_231120	**20-Nov-2023**	**30-Nov-2023**	18-May-2024	✓	**05-Dec-2023**	09-Jan-2024	✓
HDPE Soil Jar (EP231X) 0902_QC104_231122	**22-Nov-2023**	**30-Nov-2023**	20-May-2024	✓	**04-Dec-2023**	09-Jan-2024	✓
HDPE Soil Jar (EP231X) 0902_SD005_231122, 0902_SD007_231122, 0902_SD008_231122, 0902_SD009_231122, 0902_SD011_231122, 0902_SD013_231122, 0902_SD014_231122	**22-Nov-2023**	**30-Nov-2023**	20-May-2024	✓	**05-Dec-2023**	09-Jan-2024	✓
HDPE Soil Jar (EP231X) 0902_SD081_231123	**23-Nov-2023**	**30-Nov-2023**	21-May-2024	✓	**04-Dec-2023**	09-Jan-2024	✓
HDPE Soil Jar (EP231X) 0902_SD016_231123	**23-Nov-2023**	**30-Nov-2023**	21-May-2024	✓	**05-Dec-2023**	09-Jan-2024	✓
HDPE Soil Jar (EP231X) 0902_QC110_231124	**24-Nov-2023**	**30-Nov-2023**	22-May-2024	✓	**04-Dec-2023**	09-Jan-2024	✓
HDPE Soil Jar (EP231X) 0902_SD015_231124, 0902_SD022_231124, 0902_SD023_231124	**24-Nov-2023**	**30-Nov-2023**	22-May-2024	✓	**05-Dec-2023**	09-Jan-2024	✓
HDPE Soil Jar (EP231X) 0902_QC112_231127	**27-Nov-2023**	**30-Nov-2023**	25-May-2024	✓	**04-Dec-2023**	09-Jan-2024	✓
HDPE Soil Jar (EP231X) 0902_SD018_231127, 0902_SD019_231127, 0902_SD020_231127, 0902_SD024_231127, 0902_SD030_231127, 0902_SD035_231127	**27-Nov-2023**	**30-Nov-2023**	25-May-2024	✓	**05-Dec-2023**	09-Jan-2024	✓

Matrix: **SOIL**

Evaluation: × = Holding time breach ; ✓ = Within holding time.

Method / Container / Client Sample ID(s)	Sample Date	Extraction / Preparation			Analysis		
		Date extracted	Due for extraction	Evaluation	Date analysed	Due for analysis	Evaluation
EP231D: (n:2) Fluorotelomer Sulfonic Acids							
HDPE Soil Jar (EP231X) 0902_SD001_231120, 0902_SD003_231120	**20-Nov-2023**	**30-Nov-2023**	18-May-2024	✓	**04-Dec-2023**	09-Jan-2024	✓
HDPE Soil Jar (EP231X) 0902_SD002_231120	**20-Nov-2023**	**30-Nov-2023**	18-May-2024	✓	**05-Dec-2023**	09-Jan-2024	✓
HDPE Soil Jar (EP231X) 0902_QC104_231122	**22-Nov-2023**	**30-Nov-2023**	20-May-2024	✓	**04-Dec-2023**	09-Jan-2024	✓
HDPE Soil Jar (EP231X) 0902_SD005_231122, 0902_SD007_231122, 0902_SD008_231122, 0902_SD009_231122, 0902_SD011_231122, 0902_SD013_231122, 0902_SD014_231122	**22-Nov-2023**	**30-Nov-2023**	20-May-2024	✓	**05-Dec-2023**	09-Jan-2024	✓
HDPE Soil Jar (EP231X) 0902_SD081_231123	**23-Nov-2023**	**30-Nov-2023**	21-May-2024	✓	**04-Dec-2023**	09-Jan-2024	✓
HDPE Soil Jar (EP231X) 0902_SD016_231123	**23-Nov-2023**	**30-Nov-2023**	21-May-2024	✓	**05-Dec-2023**	09-Jan-2024	✓
HDPE Soil Jar (EP231X) 0902_QC110_231124	**24-Nov-2023**	**30-Nov-2023**	22-May-2024	✓	**04-Dec-2023**	09-Jan-2024	✓
HDPE Soil Jar (EP231X) 0902_SD015_231124, 0902_SD022_231124, 0902_SD023_231124	**24-Nov-2023**	**30-Nov-2023**	22-May-2024	✓	**05-Dec-2023**	09-Jan-2024	✓
HDPE Soil Jar (EP231X) 0902_QC112_231127	**27-Nov-2023**	**30-Nov-2023**	25-May-2024	✓	**04-Dec-2023**	09-Jan-2024	✓
HDPE Soil Jar (EP231X) 0902_SD018_231127, 0902_SD019_231127, 0902_SD020_231127, 0902_SD024_231127, 0902_SD030_231127, 0902_SD035_231127	**27-Nov-2023**	**30-Nov-2023**	25-May-2024	✓	**05-Dec-2023**	09-Jan-2024	✓

Matrix: **SOIL**

Evaluation: × = Holding time breach ; ✓ = Within holding time.

Method / Container / Client Sample ID(s)	Sample Date	Extraction / Preparation			Analysis		
		Date extracted	Due for extraction	Evaluation	Date analysed	Due for analysis	Evaluation
EP231P: PFAS Sums							
HDPE Soil Jar (EP231X) 0902_SD001_231120, 0902_SD003_231120	**20-Nov-2023**	**30-Nov-2023**	18-May-2024	✓	**04-Dec-2023**	09-Jan-2024	✓
HDPE Soil Jar (EP231X) 0902_SD002_231120	**20-Nov-2023**	**30-Nov-2023**	18-May-2024	✓	**05-Dec-2023**	09-Jan-2024	✓
HDPE Soil Jar (EP231X) 0902_QC104_231122	**22-Nov-2023**	**30-Nov-2023**	20-May-2024	✓	**04-Dec-2023**	09-Jan-2024	✓
HDPE Soil Jar (EP231X) 0902_SD005_231122, 0902_SD007_231122, 0902_SD008_231122, 0902_SD009_231122, 0902_SD011_231122, 0902_SD013_231122, 0902_SD014_231122	**22-Nov-2023**	**30-Nov-2023**	20-May-2024	✓	**05-Dec-2023**	09-Jan-2024	✓
HDPE Soil Jar (EP231X) 0902_SD081_231123	**23-Nov-2023**	**30-Nov-2023**	21-May-2024	✓	**04-Dec-2023**	09-Jan-2024	✓
HDPE Soil Jar (EP231X) 0902_SD016_231123	**23-Nov-2023**	**30-Nov-2023**	21-May-2024	✓	**05-Dec-2023**	09-Jan-2024	✓
HDPE Soil Jar (EP231X) 0902_QC110_231124	**24-Nov-2023**	**30-Nov-2023**	22-May-2024	✓	**04-Dec-2023**	09-Jan-2024	✓
HDPE Soil Jar (EP231X) 0902_SD015_231124, 0902_SD022_231124, 0902_SD023_231124	**24-Nov-2023**	**30-Nov-2023**	22-May-2024	✓	**05-Dec-2023**	09-Jan-2024	✓
HDPE Soil Jar (EP231X) 0902_QC112_231127	**27-Nov-2023**	**30-Nov-2023**	25-May-2024	✓	**04-Dec-2023**	09-Jan-2024	✓
HDPE Soil Jar (EP231X) 0902_SD018_231127, 0902_SD019_231127, 0902_SD020_231127, 0902_SD024_231127, 0902_SD030_231127, 0902_SD035_231127	**27-Nov-2023**	**30-Nov-2023**	25-May-2024	✓	**05-Dec-2023**	09-Jan-2024	✓

Matrix: **WATER**

Evaluation: × = Holding time breach ; ✓ = Within holding time.

Method / Container / Client Sample ID(s)	Sample Date	Extraction / Preparation			Analysis		
		Date extracted	Due for extraction	Evaluation	Date analysed	Due for analysis	Evaluation

Matrix: **WATER**

Evaluation: × = Holding time breach ; ✓ = Within holding time.

Method / Container / Client Sample ID(s)		Sample Date	Extraction / Preparation			Analysis		
			Date extracted	Due for extraction	Evaluation	Date analysed	Due for analysis	Evaluation
EP231A: Perfluoroalkyl Sulfonic Acids								
HDPE (no PTFE) (EP231X) 0902_SW002_231120,	0902_SW003_231120	**20-Nov-2023**	**01-Dec-2023**	18-May-2024	✓	**04-Dec-2023**	18-May-2024	✓
HDPE (no PTFE) (EP231X) 0902_SW037_231120		**20-Nov-2023**	**30-Nov-2023**	18-May-2024	✓	**04-Dec-2023**	18-May-2024	✓
HDPE (no PTFE) (EP231X) 0902_SW005_231122		**22-Nov-2023**	**01-Dec-2023**	20-May-2024	✓	**04-Dec-2023**	20-May-2024	✓
HDPE (no PTFE) (EP231X) 0902_SW007_231122, 0902_SW009_231122, 0902_SW013_231122, 0902_QC103_231122	0902_SW008_231122, 0902_SW011_231122, 0902_SW014_231122,	**22-Nov-2023**	**30-Nov-2023**	20-May-2024	✓	**04-Dec-2023**	20-May-2024	✓
HDPE (no PTFE) (EP231X) 0902_SW016_231123,	0902_QC108_231123	**23-Nov-2023**	**30-Nov-2023**	21-May-2024	✓	**04-Dec-2023**	21-May-2024	✓
HDPE (no PTFE) (EP231X) 0902_SW015_231124, 0902_SW023_231124	0902_SW022_231124,	**24-Nov-2023**	**30-Nov-2023**	22-May-2024	✓	**04-Dec-2023**	22-May-2024	✓
HDPE (no PTFE) (EP231X) 0902_SW018_231127, 0902_SW020_231127, 0902_SW030_231127,	0902_SW019_231127, 0902_SW024_231127, 0902_SW035_231127	**27-Nov-2023**	**30-Nov-2023**	25-May-2024	✓	**04-Dec-2023**	25-May-2024	✓
EP231B: Perfluoroalkyl Carboxylic Acids								
HDPE (no PTFE) (EP231X) 0902_SW002_231120,	0902_SW003_231120	**20-Nov-2023**	**01-Dec-2023**	18-May-2024	✓	**04-Dec-2023**	18-May-2024	✓
HDPE (no PTFE) (EP231X) 0902_SW037_231120		**20-Nov-2023**	**30-Nov-2023**	18-May-2024	✓	**04-Dec-2023**	18-May-2024	✓
HDPE (no PTFE) (EP231X) 0902_SW005_231122		**22-Nov-2023**	**01-Dec-2023**	20-May-2024	✓	**04-Dec-2023**	20-May-2024	✓
HDPE (no PTFE) (EP231X) 0902_SW007_231122, 0902_SW009_231122, 0902_SW013_231122, 0902_QC103_231122	0902_SW008_231122, 0902_SW011_231122, 0902_SW014_231122,	**22-Nov-2023**	**30-Nov-2023**	20-May-2024	✓	**04-Dec-2023**	20-May-2024	✓
HDPE (no PTFE) (EP231X) 0902_SW016_231123,	0902_QC108_231123	**23-Nov-2023**	**30-Nov-2023**	21-May-2024	✓	**04-Dec-2023**	21-May-2024	✓
HDPE (no PTFE) (EP231X) 0902_SW015_231124, 0902_SW023_231124	0902_SW022_231124,	**24-Nov-2023**	**30-Nov-2023**	22-May-2024	✓	**04-Dec-2023**	22-May-2024	✓
HDPE (no PTFE) (EP231X) 0902_SW018_231127, 0902_SW020_231127, 0902_SW030_231127,	0902_SW019_231127, 0902_SW024_231127, 0902_SW035_231127	**27-Nov-2023**	**30-Nov-2023**	25-May-2024	✓	**04-Dec-2023**	25-May-2024	✓

Matrix: **WATER**

Evaluation: × = Holding time breach ; ✓ = Within holding time.

Method / Container / Client Sample ID(s)		Sample Date	Extraction / Preparation			Analysis		
			Date extracted	Due for extraction	Evaluation	Date analysed	Due for analysis	Evaluation
EP231C: Perfluoroalkyl Sulfonamides								
HDPE (no PTFE) (EP231X) 0902_SW002_231120,	0902_SW003_231120	**20-Nov-2023**	**01-Dec-2023**	18-May-2024	✓	**04-Dec-2023**	18-May-2024	✓
HDPE (no PTFE) (EP231X) 0902_SW037_231120		**20-Nov-2023**	**30-Nov-2023**	18-May-2024	✓	**04-Dec-2023**	18-May-2024	✓
HDPE (no PTFE) (EP231X) 0902_SW005_231122		**22-Nov-2023**	**01-Dec-2023**	20-May-2024	✓	**04-Dec-2023**	20-May-2024	✓
HDPE (no PTFE) (EP231X) 0902_SW007_231122, 0902_SW009_231122, 0902_SW013_231122, 0902_QC103_231122	0902_SW008_231122, 0902_SW011_231122, 0902_SW014_231122,	**22-Nov-2023**	**30-Nov-2023**	20-May-2024	✓	**04-Dec-2023**	20-May-2024	✓
HDPE (no PTFE) (EP231X) 0902_SW016_231123,	0902_QC108_231123	**23-Nov-2023**	**30-Nov-2023**	21-May-2024	✓	**04-Dec-2023**	21-May-2024	✓
HDPE (no PTFE) (EP231X) 0902_SW015_231124, 0902_SW023_231124	0902_SW022_231124,	**24-Nov-2023**	**30-Nov-2023**	22-May-2024	✓	**04-Dec-2023**	22-May-2024	✓
HDPE (no PTFE) (EP231X) 0902_SW018_231127, 0902_SW020_231127, 0902_SW030_231127,	0902_SW019_231127, 0902_SW024_231127, 0902_SW035_231127	**27-Nov-2023**	**30-Nov-2023**	25-May-2024	✓	**04-Dec-2023**	25-May-2024	✓
EP231D: (n:2) Fluorotelomer Sulfonic Acids								
HDPE (no PTFE) (EP231X) 0902_SW002_231120,	0902_SW003_231120	**20-Nov-2023**	**01-Dec-2023**	18-May-2024	✓	**04-Dec-2023**	18-May-2024	✓
HDPE (no PTFE) (EP231X) 0902_SW037_231120		**20-Nov-2023**	**30-Nov-2023**	18-May-2024	✓	**04-Dec-2023**	18-May-2024	✓
HDPE (no PTFE) (EP231X) 0902_SW005_231122		**22-Nov-2023**	**01-Dec-2023**	20-May-2024	✓	**04-Dec-2023**	20-May-2024	✓
HDPE (no PTFE) (EP231X) 0902_SW007_231122, 0902_SW009_231122, 0902_SW013_231122, 0902_QC103_231122	0902_SW008_231122, 0902_SW011_231122, 0902_SW014_231122,	**22-Nov-2023**	**30-Nov-2023**	20-May-2024	✓	**04-Dec-2023**	20-May-2024	✓
HDPE (no PTFE) (EP231X) 0902_SW016_231123,	0902_QC108_231123	**23-Nov-2023**	**30-Nov-2023**	21-May-2024	✓	**04-Dec-2023**	21-May-2024	✓
HDPE (no PTFE) (EP231X) 0902_SW015_231124, 0902_SW023_231124	0902_SW022_231124,	**24-Nov-2023**	**30-Nov-2023**	22-May-2024	✓	**04-Dec-2023**	22-May-2024	✓
HDPE (no PTFE) (EP231X) 0902_SW018_231127, 0902_SW020_231127, 0902_SW030_231127,	0902_SW019_231127, 0902_SW024_231127, 0902_SW035_231127	**27-Nov-2023**	**30-Nov-2023**	25-May-2024	✓	**04-Dec-2023**	25-May-2024	✓

Matrix: **WATER**

Evaluation: × = Holding time breach ; ✓ = Within holding time.

Method / Container / Client Sample ID(s)		Sample Date	Extraction / Preparation			Analysis		
			Date extracted	Due for extraction	Evaluation	Date analysed	Due for analysis	Evaluation
EP231P: PFAS Sums								
HDPE (no PTFE) (EP231X)								
0902_SW002_231120,	0902_SW003_231120	**20-Nov-2023**	**01-Dec-2023**	18-May-2024	✓	**04-Dec-2023**	18-May-2024	✓
HDPE (no PTFE) (EP231X)								
0902_SW037_231120		**20-Nov-2023**	**30-Nov-2023**	18-May-2024	✓	**04-Dec-2023**	18-May-2024	✓
HDPE (no PTFE) (EP231X)								
0902_SW005_231122		**22-Nov-2023**	**01-Dec-2023**	20-May-2024	✓	**04-Dec-2023**	20-May-2024	✓
HDPE (no PTFE) (EP231X)								
0902_SW007_231122,	0902_SW008_231122,	**22-Nov-2023**	**30-Nov-2023**	20-May-2024	✓	**04-Dec-2023**	20-May-2024	✓
0902_SW009_231122,	0902_SW011_231122,							
0902_SW013_231122,	0902_SW014_231122,							
0902_QC103_231122								
HDPE (no PTFE) (EP231X)								
0902_SW016_231123,	0902_QC108_231123	**23-Nov-2023**	**30-Nov-2023**	21-May-2024	✓	**04-Dec-2023**	21-May-2024	✓
HDPE (no PTFE) (EP231X)								
0902_SW015_231124,	0902_SW022_231124,	**24-Nov-2023**	**30-Nov-2023**	22-May-2024	✓	**04-Dec-2023**	22-May-2024	✓
0902_SW023_231124								
HDPE (no PTFE) (EP231X)								
0902_SW018_231127,	0902_SW019_231127,	**27-Nov-2023**	**30-Nov-2023**	25-May-2024	✓	**04-Dec-2023**	25-May-2024	✓
0902_SW020_231127,	0902_SW024_231127,							
0902_SW030_231127,	0902_SW035_231127							

Quality Control Parameter Frequency Compliance

The following report summarises the frequency of laboratory QC samples analysed within the analytical lot(s) in which the submitted sample(s) was(were) processed. Actual rate should be greater than or equal to the expected rate. A listing of breaches is provided in the Summary of Outliers.

Matrix: **SOIL**

Evaluation: × = Quality Control frequency not within specification ; ✓ = Quality Control frequency within specification.

Quality Control Sample Type		Count		Rate (%)			Quality Control Specification
Analytical Methods	*Method*	*QC*	*Regular*	***Actual***	***Expected***	*Evaluation*	
Laboratory Duplicates (DUP)							
Moisture Content	EA055	3	29	**10.34**	**10.00**	✓	NEPM 2013 B3 & ALS QC Standard
Per- and Polyfluoroalkyl Substances (PFAS) by LCMSMS	EP231X	4	33	**12.12**	**10.00**	✓	NEPM 2013 B3 & ALS QC Standard
Laboratory Control Samples (LCS)							
Per- and Polyfluoroalkyl Substances (PFAS) by LCMSMS	EP231X	2	33	**6.06**	**5.00**	✓	NEPM 2013 B3 & ALS QC Standard
Method Blanks (MB)							
Per- and Polyfluoroalkyl Substances (PFAS) by LCMSMS	EP231X	2	33	**6.06**	**5.00**	✓	NEPM 2013 B3 & ALS QC Standard
Matrix Spikes (MS)							
Per- and Polyfluoroalkyl Substances (PFAS) by LCMSMS	EP231X	2	33	**6.06**	**5.00**	✓	NEPM 2013 B3 & ALS QC Standard

Matrix: **WATER**

Evaluation: × = Quality Control frequency not within specification ; ✓ = Quality Control frequency within specification.

Quality Control Sample Type		Count		Rate (%)			Quality Control Specification
Analytical Methods	*Method*	*QC*	*Regular*	***Actual***	***Expected***	*Evaluation*	
Laboratory Duplicates (DUP)							
Per- and Polyfluoroalkyl Substances (PFAS) by LCMSMS	EP231X	4	38	**10.53**	**10.00**	✓	NEPM 2013 B3 & ALS QC Standard
Laboratory Control Samples (LCS)							
Per- and Polyfluoroalkyl Substances (PFAS) by LCMSMS	EP231X	2	38	**5.26**	**5.00**	✓	NEPM 2013 B3 & ALS QC Standard
Method Blanks (MB)							
Per- and Polyfluoroalkyl Substances (PFAS) by LCMSMS	EP231X	2	38	**5.26**	**5.00**	✓	NEPM 2013 B3 & ALS QC Standard
Matrix Spikes (MS)							
Per- and Polyfluoroalkyl Substances (PFAS) by LCMSMS	EP231X	2	38	**5.26**	**5.00**	✓	NEPM 2013 B3 & ALS QC Standard

Brief Method Summaries

The analytical procedures used by the Environmental Division have been developed from established internationally recognized procedures such as those published by the US EPA, APHA, AS and NEPM. In house developed procedures are employed in the absence of documented standards or by client request. The following report provides brief descriptions of the analytical procedures employed for results reported in the Certificate of Analysis. Sources from which ALS methods have been developed are provided within the Method Descriptions.

Analytical Methods	*Method*	*Matrix*	*Method Descriptions*
Moisture Content	EA055	SOIL	In house: A gravimetric procedure based on weight loss over a 12 hour drying period at 105-110 degrees C. This method is compliant with NEPM Schedule B(3).
Per- and Polyfluoroalkyl Substances (PFAS) by LCMSMS	EP231X	SOIL	In-house: Analysis of soils by solvent extraction followed by LC-Electrospray-MS-MS, Negative Mode using MRM using internal standard quantitation. Isotopically labelled analogues of target analytes used as internal standards and surrogates are added to a portion of soil which is then extracted with MTBE and an ion pairing reagent. A portion of extract is exchanged into the analytical solvent mixture, combined with an equal volume reagent water and filtered for analysis. Method procedures and data quality objectives conform to US DoD QSM 5.3, table B-15 requirements.
Per- and Polyfluoroalkyl Substances (PFAS) by LCMSMS	EP231X	WATER	In-house: Analysis of fresh and saline waters by Solid Phase Extraction (SPE) followed by LC-Electrospray-MS-MS, Negative Mode using MRM and internal standard quantitation. Isotopically labelled analogues of target analytes used as internal standards and surrogates are added to the sample container. The entire contents are transferred to a solid phase extraction (SPE) cartridge. The sample container is successively rinsed with aliquots of the elution solvent. The eluted extract is combined with an equal volume of reagent water and a portion is filtered for analysis. Method procedures and data quality objectives conform to US DoD QSM 5.3, table B-15 requirements.

Preparation Methods	*Method*	*Matrix*	*Method Descriptions*
QuECheRS Extraction of Solids	ORG71	SOIL	In house: Sequential extractions with Acetonitrile/Methanol by shaking. Extraction efficiency aided by the addition of salts under acidic conditions. Where relevant, interferences from co-extracted organics are removed with dispersive clean-up media (dSPE). The extract is either diluted or concentrated and exchanged into the analytical solvent.
Solid Phase Extraction (SPE) for PFAS in water	ORG72	WATER	In-house: Isotopically labelled analogues of target analytes used as internal standards and surrogates are added to the sample container. The entire contents are transferred to a solid phase extraction (SPE) cartridge. The sample container is successively rinsed with aliquots of the elution solvent. The eluted extract is combined with an equal volume of reagent water and a portion is filtered for analysis. Method procedures conform to US DoD QSM 5.3, table B-15 requirements.

SAMPLE RECEIPT NOTIFICATION (SRN)

Work Order : **ES2341219**

Client	: **AECOM AUSTRALIA PTY LTD**	Laboratory	: Environmental Division Sydney
Contact	: JESSICA ROY	Contact	: Sepan Mahamad
Address	: LEVEL 21 420 GEORGE STREET SYDNEY NSW, AUSTRALIA 2000	Address	: 277-289 Woodpark Road Smithfield NSW Australia 2164
E-mail	: jessica.roy@aecom.com	E-mail	: Sepan.Mahamad@ALSGlobal.com
Telephone	: ----	Telephone	: +61 2 8784 8555
Facsimile	: ----	Facsimile	: +61-2-8784 8500
Project	: NSW_0902_PFASOMP_23	Page	: 1 of 4
Order number	: 60612562_5.1	Quote number	: ES2021AECOMAU0027 (SY/139/19 v4 60612562_5.1)
C-O-C number	: 60725	QC Level	: NEPM 2013 B3 & ALS QC Standard
Site	: SW/SD		
Sampler	: NICOLA TOMLIN, Terrence Darma		

Dates

Date Samples Received	: 28-Nov-2023 13:40	Issue Date	: 28-Nov-2023
Client Requested Due Date	: 05-Dec-2023	Scheduled Reporting Date	: **05-Dec-2023**

Delivery Details

Mode of Delivery	: Client Drop Off	Security Seal	: Not Available
No. of coolers/boxes	: 3	Temperature	: 7.0'C, 5.4'C & 3.2'C - Ice present
Receipt Detail	:	No. of samples received / analysed	: 46 / 46

General Comments

- This report contains the following information:
  - Sample Container(s)/Preservation Non-Compliances
  - Summary of Sample(s) and Requested Analysis
  - Proactive Holding Time Report
  - Requested Deliverables
- **Please refer to the Proactive Holding Time Report table below which summarises breaches of recommended holding times that have occurred prior to samples/instructions being received at the laboratory. The laboratory will process these samples unless instructions are received from you indicating you do not wish to proceed. The absence of this summary table indicates that all samples have been received within the recommended holding times for the analysis requested.**
- Please direct any queries you have regarding this work order to the above ALS laboratory contact.
- Analytical work for this work order will be conducted at ALS Sydney.
- Sample Disposal - Aqueous (3 weeks), Solid (2 months ± 1 week) from receipt of samples.
- Please be aware that APHA/NEPM recommends water and soil samples be chilled to less than or equal to 6°C for chemical analysis, and less than or equal to 10°C but unfrozen for Microbiological analysis. Where samples are received above this temperature, it should be taken into consideration when interpreting results. Refer to ALS EnviroMail 85 for ALS recommendations of the best practice for chilling samples after sampling and for maintaining a cool temperature during transit.

Sample Container(s)/Preservation Non-Compliances

All comparisons are made against pretreatment/preservation AS, APHA, USEPA standards.

- **No sample container / preservation non-compliance exists.**

Summary of Sample(s) and Requested Analysis

Some items described below may be part of a laboratory process necessary for the execution of client requested tasks. Packages may contain additional analyses, such as the determination of moisture content and preparation tasks, that are included in the package.
If no sampling time is provided, the sampling time will default 00:00 on the date of sampling. If no sampling date is provided, the sampling date will be assumed by the laboratory and displayed in brackets without a time component

Matrix: **SOIL**

Laboratory sample ID	Sampling date / time	Sample ID	SOIL - EA055-103 Moisture Content	SOIL - EP231X (solids) PFAS - Full Suite (28 analytes)
ES2341219-001	20-Nov-2023 14:56	0902_SD001_231120	✓	✓
ES2341219-002	20-Nov-2023 10:14	0902_SD002_231120	✓	✓
ES2341219-003	20-Nov-2023 10:33	0902_SD003_231120	✓	✓
ES2341219-004	22-Nov-2023 09:43	0902_SD005_231122	✓	✓
ES2341219-005	22-Nov-2023 10:25	0902_SD007_231122	✓	✓
ES2341219-006	22-Nov-2023 11:10	0902_SD008_231122	✓	✓
ES2341219-007	22-Nov-2023 11:41	0902_SD009_231122	✓	✓
ES2341219-008	22-Nov-2023 13:09	0902_SD011_231122	✓	✓
ES2341219-009	22-Nov-2023 14:06	0902_SD013_231122	✓	✓
ES2341219-010	22-Nov-2023 08:34	0902_SD014_231122	✓	✓
ES2341219-011	24-Nov-2023 08:44	0902_SD015_231124	✓	✓
ES2341219-012	23-Nov-2023 14:55	0902_SD016_231123	✓	✓
ES2341219-013	27-Nov-2023 10:18	0902_SD018_231127	✓	✓
ES2341219-014	27-Nov-2023 09:14	0902_SD019_231127	✓	✓
ES2341219-015	27-Nov-2023 10:46	0902_SD020_231127	✓	✓
ES2341219-016	24-Nov-2023 10:49	0902_SD022_231124	✓	✓
ES2341219-017	24-Nov-2023 11:50	0902_SD023_231124	✓	✓
ES2341219-018	27-Nov-2023 08:18	0902_SD024_231127	✓	✓
ES2341219-019	27-Nov-2023 09:46	0902_SD030_231127	✓	✓
ES2341219-020	27-Nov-2023 08:44	0902_SD035_231127	✓	✓
ES2341219-021	23-Nov-2023 14:29	0902_SD081_231123	✓	✓
ES2341219-042	22-Nov-2023 13:08	0902_QC104_231122	✓	✓
ES2341219-045	24-Nov-2023 10:51	0902_QC110_231124	✓	✓
ES2341219-046	27-Nov-2023 09:46	0902_QC112_231127	✓	✓

Matrix: **WATER**

Laboratory sample ID	Sampling date / time	Sample ID	WATER - EP231X PFAS - Full Suite (28 analytes)
ES2341219-022	20-Nov-2023 10:11	0902_SW002_231120	✓
ES2341219-023	20-Nov-2023 10:32	0902_SW003_231120	✓
ES2341219-024	22-Nov-2023 09:44	0902_SW005_231122	✓
ES2341219-025	22-Nov-2023 10:22	0902_SW007_231122	✓
ES2341219-026	22-Nov-2023 11:11	0902_SW008_231122	✓
ES2341219-027	22-Nov-2023 11:41	0902_SW009_231122	✓
ES2341219-028	22-Nov-2023 13:06	0902_SW011_231122	✓
ES2341219-029	22-Nov-2023 14:07	0902_SW013_231122	✓
ES2341219-030	22-Nov-2023 08:30	0902_SW014_231122	✓
ES2341219-031	24-Nov-2023 08:44	0902_SW015_231124	✓
ES2341219-032	23-Nov-2023 14:53	0902_SW016_231123	✓
ES2341219-033	27-Nov-2023 10:20	0902_SW018_231127	✓
ES2341219-034	27-Nov-2023 09:15	0902_SW019_231127	✓
ES2341219-035	27-Nov-2023 10:47	0902_SW020_231127	✓
ES2341219-036	24-Nov-2023 10:55	0902_SW022_231124	✓
ES2341219-037	24-Nov-2023 11:52	0902_SW023_231124	✓
ES2341219-038	27-Nov-2023 08:22	0902_SW024_231127	✓
ES2341219-039	27-Nov-2023 09:44	0902_SW030_231127	✓
ES2341219-040	27-Nov-2023 08:43	0902_SW035_231127	✓
ES2341219-041	20-Nov-2023 11:06	0902_SW037_231120	✓
ES2341219-043	22-Nov-2023 14:09	0902_QC103_231122	✓
ES2341219-044	23-Nov-2023 14:53	0902_QC108_231123	✓

Proactive Holding Time Report

Sample(s) have been received within the recommended holding times for the requested analysis.

Requested Deliverables

ACCOUNTS PAYABLE

- A4 - AU Tax Invoice (INV)	Email	AP_CustomerService.ANZ@aecom.com

DERP ESDAT REPORTS

- EDI Format - ESDAT (ESDAT)	Email	derp.labreports@esdat.com.au

GEOFF TREDINNICK

- *AU Certificate of Analysis - NATA (COA)	Email	Geoff.Tredinnick@aecom.com
- *AU Interpretive QC Report - DEFAULT (Anon QCI Rep) (QCI)	Email	Geoff.Tredinnick@aecom.com
- *AU QC Report - DEFAULT (Anon QC Rep) - NATA (QC)	Email	Geoff.Tredinnick@aecom.com
- A4 - AU Sample Receipt Notification - Environmental HT (SRN)	Email	Geoff.Tredinnick@aecom.com
- A4 - AU Tax Invoice (INV)	Email	Geoff.Tredinnick@aecom.com
- Chain of Custody (CoC) (COC)	Email	Geoff.Tredinnick@aecom.com
- EDI Format - ESDAT (ESDAT)	Email	Geoff.Tredinnick@aecom.com

JESSICA ROY

- *AU Certificate of Analysis - NATA (COA)	Email	jessica.roy@aecom.com
- *AU Interpretive QC Report - DEFAULT (Anon QCI Rep) (QCI)	Email	jessica.roy@aecom.com
- *AU QC Report - DEFAULT (Anon QC Rep) - NATA (QC)	Email	jessica.roy@aecom.com
- A4 - AU Sample Receipt Notification - Environmental HT (SRN)	Email	jessica.roy@aecom.com
- Chain of Custody (CoC) (COC)	Email	jessica.roy@aecom.com
- EDI Format - EQUIS V5 AECOM (EQUIS_V5_AECOM)	Email	jessica.roy@aecom.com
- EDI Format - ESDAT (ESDAT)	Email	jessica.roy@aecom.com

UPDATED COC

CHAIN OF CUSTODY

ALS COC#: **60725** *ALS Laboratory:* ES Sydney

RELINQUISHED BY:	RECEIVED BY:	RELINQUISHED BY:	RECEIVED BY:
DATE TIME:	ZKW DATE TIME: 28/11/23 1340	DATE TIME:	DATE TIME:

CLIENT: AECOMAU - AECOM Australia Pty Ltd

PROJECT: NSW_0902_PFASOMP_23

SITE: SW/SD

ORDER NO:

PROJECT MANAGER: Jessica Roy

PRIMARY SAMPLER: Nicola Tomlin

EMAIL REPORTS TO:

EMAIL INVOICES TO:

TURNAROUND REQUIREMENTS : 5 Days

Biohazard info:

CONTACT PH: SAMPLER MOBILE:

QUOTE NO: SY/139/19 v4 60612562_5.1 / ES2021AECOMAU0027

LABORATORY USE ONLY (Circle)

Custody Seal intact? Yes No N/A

Free ice / frozen ice bricks present upon receipt? Yes No N/A

Random Sample Temperature on Receipt: °C

Other comments:

SAMPLE DETAILS							ANALYSIS REQUIRED			
SAMPLE	NAME	DESCRIPTION	DATE / TIME	MATRIX	TOTAL BOTTLES	ON HOLD	PFAS Soil - New Analysis SOIL	PFAS Waters - New Analysis WATER	ALTERNATIVE ANALYSIS	ADDITIONAL INFORMATION
001	0902_SD001_231120		20/11/2023 02:56 PM	SOIL	ALS: 1 Non ALS: 0	No	X			
002	0902_SD002_231120		20/11/2023 10:14 AM	SOIL	ALS: 1 Non ALS: 0	No	X			
003	0902_SD003_231120		20/11/2023 10:33 AM	SOIL	ALS: 1 Non ALS: 0	No	X			
004	0902_SD005_231122		22/11/2023 09:43 AM	SOIL	ALS: 1 Non ALS: 0	No	X			
005	0902_SD007_231122		22/11/2023 10:25 AM	SOIL	ALS: 1 Non ALS: 0	No	X			
006	0902_SD008_231122		22/11/2023 11:10 AM	SOIL	ALS: 1 Non ALS: 0	No	X			
007	0902_SD009_231122		22/11/2023 11:41 AM	SOIL	ALS: 1 Non ALS: 0	No	X			

Environmental Division Sydney

Work Order Reference

ES2341219

Telephone : +61-2-8784 8555

CHAIN OF CUSTODY

ALS COC#: 60725 ALS Laboratory: ES Sydney

RELINQUISHED BY:	RECEIVED BY:	RELINQUISHED BY:	RECEIVED BY:
DATE TIME:	DATE TIME:	DATE TIME:	DATE TIME:

CLIENT: AECOMAU - AECOM Australia Pty Ltd

PROJECT: NSW_0902_PFASOMP_23

SITE: SW/SD

ORDER NO:

PROJECT MANAGER: Jessica Roy

PRIMARY SAMPLER: Nicola Tomlin

EMAIL REPORTS TO:

EMAIL INVOICES TO:

TURNAROUND REQUIREMENTS : 5 Days

Biohazard info:

CONTACT PH: SAMPLER MOBILE:

QUOTE NO: SY/139/19 v4 60612562_5.1 / ES2021AECOMAU0027

LABORATORY USE ONLY (Circle)

Custody Seal intact? Yes No N/A

Free ice / frozen ice bricks present upon receipt? Yes No N/A

Random Sample Temperature on Receipt: °C

Other comments:

SAMPLE DETAILS							ANALYSIS REQUIRED			
SAMPLE	NAME	DESCRIPTION	DATE / TIME	MATRIX	TOTAL BOTTLES	ON HOLD	PFAS Soil - New Analysis SOIL	PFAS Waters - New Analysis WATER	ALTERNATIVE ANALYSIS	ADDITIONAL INFORMATION
008	0902_SD011_231122		22/11/2023 01:09 PM	SOIL	ALS: 1 Non ALS: 0	No	X			
009	0902_SD013_231122		22/11/2023 02:06 PM	SOIL	ALS: 1 Non ALS: 0	No	X			
010	0902_SD014_231122		22/11/2023 08:34 AM	SOIL	ALS: 1 Non ALS: 0	No	X			
011	0902_SD015_231124		24/11/2023 08:44 AM	SOIL	ALS: 1 Non ALS: 0	No	X			
012	0902_SD016_231123		23/11/2023 02:55 PM	SOIL	ALS: 1 Non ALS: 0	No	X			
013	0902_SD018_231127		27/11/2023 10:18 AM	SOIL	ALS: 1 Non ALS: 0	No	X			
014	0902_SD019_231127		27/11/2023 09:14 AM	SOIL	ALS: 1 Non ALS: 0	No	X			

CHAIN OF CUSTODY

ALS COC#: **60725** *ALS Laboratory:* ES Sydney

RELINQUISHED BY:	RECEIVED BY:	RELINQUISHED BY:	RECEIVED BY:
DATE TIME:	DATE TIME:	DATE TIME:	DATE TIME:

CLIENT: AECOMAU - AECOM Australia Pty Ltd

PROJECT: NSW_0902_PFASOMP_23

SITE: SW/SD

ORDER NO:

PROJECT MANAGER: Jessica Roy

PRIMARY SAMPLER: Nicola Tomlin

EMAIL REPORTS TO:

EMAIL INVOICES TO:

TURNAROUND REQUIREMENTS : 5 Days

Biohazard info:

CONTACT PH: SAMPLER MOBILE:

QUOTE NO: SY/139/19 v4 60612562_5.1 / ES2021AECOMAU0027

LABORATORY USE ONLY (Circle)

Custody Seal intact?	Yes	No	N/A
Free ice / frozen ice bricks present upon receipt?	Yes	No	N/A
Random Sample Temperature on Receipt:		°C	
Other comments:			

SAMPLE DETAILS							ANALYSIS REQUIRED			
SAMPLE	NAME	DESCRIPTION	DATE / TIME	MATRIX	TOTAL BOTTLES	ON HOLD	PFAS Soil - New Analysis SOIL	PFAS Waters - New Analysis WATER	ALTERNATIVE ANALYSIS	ADDITIONAL INFORMATION
015	0902_SD020_231127		27/11/2023 10:46 AM	SOIL	ALS: 1 Non ALS: 0	No	X			
016	0902_SD022_231124		24/11/2023 10:49 AM	SOIL	ALS: 1 Non ALS: 0	No	X			
017	0902_SD023_231124		24/11/2023 11:50 AM	SOIL	ALS: 1 Non ALS: 0	No	X			
018	0902_SD024_231127		27/11/2023 08:18 AM	SOIL	ALS: 1 Non ALS: 0	No	X			
019	0902_SD030_231127		27/11/2023 09:46 AM	SOIL	ALS: 1 Non ALS: 0	No	X			
020	0902_SD035_231127		27/11/2023 08:44 AM	SOIL	ALS: 1 Non ALS: 0	No	X			
021	0902_SD081_231123		23/11/2023 02:29 PM	SOIL	ALS: 1 Non ALS: 0	No	X			

CHAIN OF CUSTODY

(ALS) COC#: **60725** *ALS Laboratory:* ES Sydney

RELINQUISHED BY:	RECEIVED BY:	RELINQUISHED BY:	RECEIVED BY:
DATE TIME:	DATE TIME:	DATE TIME:	DATE TIME:

CLIENT: AECOMAU - AECOM Australia Pty Ltd

PROJECT: NSW_0902_PFASOMP_23

SITE: SW/SD

ORDER NO:

PROJECT MANAGER: Jessica Roy

PRIMARY SAMPLER: Nicola Tomlin

EMAIL REPORTS TO:

EMAIL INVOICES TO:

TURNAROUND REQUIREMENTS : 5 Days

Biohazard info:

CONTACT PH: SAMPLER MOBILE:

QUOTE NO: SY/139/19 v4 60612562_5.1 / ES2021AECOMAU0027

LABORATORY USE ONLY (Circle)

Custody Seal intact? Yes No N/A

Free ice / frozen ice bricks present upon receipt? Yes No N/A

Random Sample Temperature on Receipt: °C

Other comments:

SAMPLE DETAILS							ANALYSIS REQUIRED			
SAMPLE	NAME	DESCRIPTION	DATE / TIME	MATRIX	TOTAL BOTTLES	ON HOLD	PFAS Soil - New Analysis SOIL	PFAS Waters - New Analysis WATER	ALTERNATIVE ANALYSIS	ADDITIONAL INFORMATION
022	0902_SW002_231120		20/11/2023 10:11 AM	WATER	ALS: 4 Non ALS: 0	No		X		
023	0902_SW003_231120		20/11/2023 10:32 AM	WATER	ALS: 4 Non ALS: 0	No		X		
024	0902_SW005_231122		22/11/2023 09:44 AM	WATER	ALS: 4 Non ALS: 0	No		X		
025	0902_SW007_231122		22/11/2023 10:22 AM	WATER	ALS: 4 Non ALS: 0	No		X		
026	0902_SW008_231122		22/11/2023 11:11 AM	WATER	ALS: 4 Non ALS: 0	No		X		
027	0902_SW009_231122		22/11/2023 11:41 AM	WATER	ALS: 4 Non ALS: 0	No		X		
028	0902_SW011_231122		22/11/2023 01:06 PM	WATER	ALS: 4 Non ALS: 0	No		X		

CHAIN OF CUSTODY

(ALS) COC#: **60725** *ALS Laboratory:* ES Sydney

RELINQUISHED BY:	RECEIVED BY:	RELINQUISHED BY:	RECEIVED BY:
DATE TIME:	DATE TIME:	DATE TIME:	DATE TIME:

CLIENT: AECOMAU - AECOM Australia Ply Ltd

PROJECT: NSW_0902_PFASOMP_23

SITE: SW/SD

ORDER NO:

PROJECT MANAGER: Jessica Roy

PRIMARY SAMPLER: Nicola Tomlin

EMAIL REPORTS TO:

EMAIL INVOICES TO:

TURNAROUND REQUIREMENTS : 5 Days

Biohazard info:

CONTACT PH: SAMPLER MOBILE:

QUOTE NO: SY/139/19 v4 60612562_5.1 / ES2021AECOMAU0027

LABORATORY USE ONLY (Circle)

Custody Seal intact? Yes No N/A

Free ice / frozen ice bricks present upon receipt? Yes No N/A

Random Sample Temperature on Receipt: C

Other comments:

SAMPLE DETAILS							ANALYSIS REQUIRED			
SAMPLE	NAME	DESCRIPTION	DATE / TIME	MATRIX	TOTAL BOTTLES	ON HOLD	PFAS Soil - New Analysis SOIL	PFAS Waters - New Analysis WATER	ALTERNATIVE ANALYSIS	ADDITIONAL INFORMATION
029	0902_SW013_231122		22/11/2023 02:07 PM	WATER	ALS: 4 Non ALS: 0	No		X		
030	0902_SW014_231122		22/11/2023 08:30 AM	WATER	ALS: 4 Non ALS: 0	No		X		
031	0902_SW015_231124		24/11/2023 08:44 AM	WATER	ALS: 4 Non ALS: 0	No		X		
032	0902_SW016_231123		23/11/2023 02:53 PM	WATER	ALS: 4 Non ALS: 0	No		X		
033	0902_SW018_231127		27/11/2023 10:20 AM	WATER	ALS: 4 Non ALS: 0	No		X		
034	0902_SW019_231127		27/11/2023 09:15 AM	WATER	ALS: 4 Non ALS: 0	No		X		
035	0902_SW020_231127		27/11/2023 10:47 AM	WATER	ALS: 4 Non ALS: 0	No		X		

CHAIN OF CUSTODY

(ALS) COC#: **60725** *ALS Laboratory:* ES Sydney

RELINQUISHED BY:	RECEIVED BY:	RELINQUISHED BY:	RECEIVED BY:
DATE TIME:	DATE TIME:	DATE TIME:	DATE TIME:

CLIENT: AECOMAU - AECOM Australia Pty Ltd

PROJECT: NSW_0902_PFASOMP_23

SITE: SW/SD

ORDER NO:

PROJECT MANAGER: Jessica Roy

PRIMARY SAMPLER: Nicola Tomlin

EMAIL REPORTS TO:

EMAIL INVOICES TO:

TURNAROUND REQUIREMENTS : 5 Days

Biohazard info:

CONTACT PH: SAMPLER MOBILE:

QUOTE NO: SY/139/19 v4 60612562_5.1 / ES2021AECOMAU0027

LABORATORY USE ONLY (Circle)

Custody Seal intact? Yes No N/A

Free ice / frozen ice bricks present upon receipt? Yes No N/A

Random Sample Temperature on Receipt: °C

Other comments:

SAMPLE DETAILS							ANALYSIS REQUIRED			
SAMPLE	NAME	DESCRIPTION	DATE / TIME	MATRIX	TOTAL BOTTLES	ON HOLD	PFAS Soil - New Analysis SOIL	PFAS Waters - New Analysis WATER	ALTERNATIVE ANALYSIS	ADDITIONAL INFORMATION
036	0902_SW022_231124		24/11/2023 10:55 AM	WATER	ALS: 4 Non ALS: 0	No		X		
037	0902_SW023_231124		24/11/2023 11:52 AM	WATER	ALS: 4 Non ALS: 0	No		X		
038	0902_SW024_231127		27/11/2023 08:22 AM	WATER	ALS: 4 Non ALS: 0	No		X		
039	0902_SW030_231127		27/11/2023 09:44 AM	WATER	ALS: 4 Non ALS: 0	No		X		
040	0902_SW035_231127		27/11/2023 08:43 AM	WATER	ALS: 4 Non ALS: 0	No		X		
041	0902_SW037_231120		20/11/2023 11:06 AM	WATER	ALS: 4 Non ALS: 0	No		X		
042	0902_QC104_231122		22/11/2023 01:08 PM	SOIL	ALS: 1 Non ALS: 0	No	X			

CHAIN OF CUSTODY

(ALS) COC#: **60725** *ALS Laboratory:* ES Sydney

RELINQUISHED BY:	RECEIVED BY:	RELINQUISHED BY:	RECEIVED BY:
DATE TIME:	DATE TIME:	DATE TIME:	DATE TIME:

CLIENT: AECOMAU - AECOM Australia Pty Ltd

PROJECT: NSW_0902_PFASOMP_23

SITE: SW/SD

ORDER NO:

PROJECT MANAGER: Jessica Roy

PRIMARY SAMPLER: Nicola Tomlin

EMAIL REPORTS TO:

EMAIL INVOICES TO:

TURNAROUND REQUIREMENTS : 5 Days

Biohazard info:

CONTACT PH: SAMPLER MOBILE:

QUOTE NO: SY/139/19 v4 60612562_5.1 / ES2021AECOMAU002 7

LABORATORY USE ONLY (Circle)

Custody Seal intact?	Yes	No	N/A
Free ice / frozen ice bricks present upon receipt?	Yes	No	N/A
Random Sample Temperature on Receipt:		°C	
Other comments:			

SAMPLE DETAILS							ANALYSIS REQUIRED			
SAMPLE	NAME	DESCRIPTION	DATE / TIME	MATRIX	TOTAL BOTTLES	ON HOLD	PFAS Soil - New Analysis SOIL	PFAS Waters - New Analysis WATER	ALTERNATIVE ANALYSIS	ADDITIONAL INFORMATION
043	0902_QC103_231122		22/11/2023 02:09 PM	WATER	ALS: 4 Non ALS: 0	No		X		
044	0902_QC108_231123		23/11/2023 02:53 PM	WATER	ALS: 4 Non ALS: 0	No		X		
045	0902_QC110_231124		24/11/2023 10:51 AM	SOIL	ALS: 1 Non ALS: 0	No	X			
046	0902_QC112_231127		27/11/2023 09:46 AM	SOIL	ALS: 1 Non ALS: 0	No	X			

CHAIN OF CUSTODY

ALS COC#: **60725** *ALS Laboratory:* ES Sydney

RELINQUISHED BY:	RECEIVED BY:	RELINQUISHED BY:	RECEIVED BY:
DATE TIME:	DATE TIME:	DATE TIME:	DATE TIME:

CLIENT: AECOMAU - AECOM Australia Pty Ltd

PROJECT: NSW_0902_PFASOMP_23

SITE: SW/SD

ORDER NO:

PROJECT MANAGER: Jessica Roy

PRIMARY SAMPLER: Nicola Tomlin

EMAIL REPORTS TO:

EMAIL INVOICES TO:

TURNAROUND REQUIREMENTS : 5 Days

Biohazard info:

CONTACT PH: SAMPLER MOBILE:

QUOTE NO: SY/139/19 v4 60612562_5.1 / ES2021AECOMAU0027

LABORATORY USE ONLY (Circle)

Custody Seal intact? Yes No N/A

Free ice / frozen ice bricks present upon receipt? Yes No N/A

Random Sample Temperature on Receipt: °C

Other comments:

SAMPLE	SAMPLE NAME	BOTTLE NAME	VOLUME	BARCODE	TYPE	FILTERED	REASON
001	0902_SD001_231120	HDPE Soil Jar	200 mL	00621222099228	Grey	No	
002	0902_SD002_231120	HDPE Soil Jar	200 mL	00621222099212	Grey	No	
003	0902_SD003_231120	HDPE Soil Jar	200 mL	00621222099213	Grey	No	
004	0902_SD005_231122	HDPE Soil Jar	200 mL	00621222099263	Grey	No	
005	0902_SD007_231122	HDPE Soil Jar	200 mL	00621222099249	Grey	No	
006	0902_SD008_231122	HDPE Soil Jar	200 mL	00621222099266	Grey	No	
007	0902_SD009_231122	HDPE Soil Jar	200 mL	00621222099265	Grey	No	
008	0902_SD011_231122	HDPE Soil Jar	200 mL	00621222099254	Grey	No	
009	0902_SD013_231122	HDPE Soil Jar	200 mL	00621222099259	Grey	No	
010	0902_SD014_231122	HDPE Soil Jar	200 mL	00621222099243	Grey	No	
011	0902_SD015_231124	HDPE Soil Jar	200 mL	00621222099230	Grey	No	
012	0902_SD016_231123	HDPE Soil Jar	200 mL	00621222099244	Grey	No	
013	0902_SD018_231127	HDPE Soil Jar	200 mL	00621222099240	Grey	No	
014	0902_SD019_231127	HDPE Soil Jar	200 mL	00621222099279	Grey	No	
015	0902_SD020_231127	HDPE Soil Jar	200 mL	00621222099275	Grey	No	
016	0902_SD022_231124	HDPE Soil Jar	200 mL	00621222099214	Grey	No	
017	0902_SD023_231124	HDPE Soil Jar	200 mL	00621222099235	Grey	No	
018	0902_SD024_231127	HDPE Soil Jar	200 mL	00621222099225	Grey	No	
019	0902_SD030_231127	HDPE Soil Jar	200 mL	00621222099236	Grey	No	
020	0902_SD035_231127	HDPE Soil Jar	200 mL	00621222099286	Grey	No	
021	0902_SD081_231123	HDPE Soil Jar	200 mL	00621222099300	Grey	No	
022	0902_SW002_231120	HDPE (no PTFE)	20 mL	00351221023078	Grey	No	
022	0902_SW002_231120	HDPE (no PTFE)	20 mL	00351221022956	Grey	No	
022	0902_SW002_231120	HDPE (no PTFE)	20 mL	00351221022184	Grey	No	
022	0902_SW002_231120	HDPE (no PTFE)	20 mL	00351221022875	Grey	No	
023	0902_SW003_231120	HDPE (no PTFE)	20 mL	00351221022920	Grey	No	

CHAIN OF CUSTODY

ALS COC#: **60725** *ALS Laboratory:* ES Sydney

CLIENT: AECOMAU - AECOM Australia Pty Ltd

PROJECT: NSW_0902_PFASOMP_23

SITE: SW/SD

ORDER NO:

PROJECT MANAGER: Jessica Roy

PRIMARY SAMPLER: Nicola Tomlin

EMAIL REPORTS TO:

EMAIL INVOICES TO:

RELINQUISHED BY:	RECEIVED BY:	RELINQUISHED BY:	RECEIVED BY:
DATE TIME:	DATE TIME:	DATE TIME:	DATE TIME:

TURNAROUND REQUIREMENTS: 5 Days

Biohazard info:

CONTACT PH:

SAMPLER MOBILE:

QUOTE NO: SY/139/19 v4 60612562_5.1 / ES2021AECOMAU0027

LABORATORY USE ONLY (Circle)

Custody Seal intact? Yes No N/A

Free ice / frozen ice bricks present upon receipt? Yes No N/A

Random Sample Temperature on Receipt: °C

Other comments:

023	0902_SW003_231120	HDPE (no PTFE)	20 mL	00351221022933	Grey	No	
023	0902_SW003_231120	HDPE (no PTFE)	20 mL	00351221023091	Grey	No	
023	0902_SW003_231120	HDPE (no PTFE)	20 mL	00351221023058	Grey	No	
024	0902_SW005_231122	HDPE (no PTFE)	20 mL	00352309041353	Grey	No	
024	0902_SW005_231122	HDPE (no PTFE)	20 mL	00352309041267	Grey	No	
024	0902_SW005_231122	HDPE (no PTFE)	20 mL	00352309041299	Grey	No	
024	0902_SW005_231122	HDPE (no PTFE)	20 mL	00352309041440	Grey	No	
025	0902_SW007_231122	HDPE (no PTFE)	20 mL	00352309041361	Grey	No	
025	0902_SW007_231122	HDPE (no PTFE)	20 mL	00352309041227	Grey	No	
025	0902_SW007_231122	HDPE (no PTFE)	20 mL	00352309041232	Grey	No	
025	0902_SW007_231122	HDPE (no PTFE)	20 mL	00352309041281	Grey	No	
026	0902_SW008_231122	HDPE (no PTFE)	20 mL	00352309041451	Grey	No	
026	0902_SW008_231122	HDPE (no PTFE)	20 mL	00352309041397	Grey	No	
026	0902_SW008_231122	HDPE (no PTFE)	20 mL	00352309041476	Grey	No	
026	0902_SW008_231122	HDPE (no PTFE)	20 mL	00352309041253	Grey	No	
027	0902_SW009_231122	HDPE (no PTFE)	20 mL	00352309041396	Grey	No	
027	0902_SW009_231122	HDPE (no PTFE)	20 mL	00352309041206	Grey	No	
027	0902_SW009_231122	HDPE (no PTFE)	20 mL	00352309041465	Grey	No	
027	0902_SW009_231122	HDPE (no PTFE)	20 mL	00352309041453	Grey	No	
028	0902_SW011_231122	HDPE (no PTFE)	20 mL	00352309041471	Grey	No	
028	0902_SW011_231122	HDPE (no PTFE)	20 mL	00352309041202	Grey	No	
028	0902_SW011_231122	HDPE (no PTFE)	20 mL	00352309041325	Grey	No	
028	0902_SW011_231122	HDPE (no PTFE)	20 mL	00352309041226	Grey	No	
029	0902_SW013_231122	HDPE (no PTFE)	20 mL	00352309041204	Grey	No	
029	0902_SW013_231122	HDPE (no PTFE)	20 mL	00352309041399	Grey	No	
029	0902_SW013_231122	HDPE (no PTFE)	20 mL	00352309041266	Grey	No	
029	0902_SW013_231122	HDPE (no PTFE)	20 mL	00352309041438	Grey	No	

CHAIN OF CUSTODY

(ALS) COC#: **60725** *ALS Laboratory:* ES Sydney

RELINQUISHED BY:	RECEIVED BY:	RELINQUISHED BY:	RECEIVED BY:
DATE TIME:	DATE TIME:	DATE TIME:	DATE TIME:

CLIENT: AECOMAU - AECOM Australia Pty Ltd

PROJECT: NSW_0902_PFASOMP_23

SITE: SW/SD

ORDER NO:

PROJECT MANAGER: Jessica Roy

PRIMARY SAMPLER: Nicola Tomlin

EMAIL REPORTS TO:

EMAIL INVOICES TO:

TURNAROUND REQUIREMENTS: 5 Days

Biohazard info:

CONTACT PH: SAMPLER MOBILE:

QUOTE NO: SY/139/19 v4 60612562_5.1 / ES2021AECOMAU0027

LABORATORY USE ONLY (Circle)

Custody Seal intact? Yes No N/A

Free ice / frozen ice bricks present upon receipt? Yes No N/A

Random Sample Temperature on Receipt: °C

Other comments:

030	0902_SW014_231122	HDPE (no PTFE)	20 mL	00352309041285	Grey	No	
030	0902_SW014_231122	HDPE (no PTFE)	20 mL	00352309041231	Grey	No	
030	0902_SW014_231122	HDPE (no PTFE)	20 mL	00352309041328	Grey	No	
030	0902_SW014_231122	HDPE (no PTFE)	20 mL	00352309041302	Grey	No	
031	0902_SW015_231124	HDPE (no PTFE)	20 mL	00352309041464	Grey	No	
031	0902_SW015_231124	HDPE (no PTFE)	20 mL	00352309041403	Grey	No	
031	0902_SW015_231124	HDPE (no PTFE)	20 mL	00352309041316	Grey	No	
031	0902_SW015_231124	HDPE (no PTFE)	20 mL	00352309041410	Grey	No	
032	0902_SW016_231123	HDPE (no PTFE)	20 mL	00352309041420	Grey	No	
032	0902_SW016_231123	HDPE (no PTFE)	20 mL	00352309041215	Grey	No	
032	0902_SW016_231123	HDPE (no PTFE)	20 mL	00352309041366	Grey	No	
032	0902_SW016_231123	HDPE (no PTFE)	20 mL	00352309041343	Grey	No	
033	0902_SW018_231127	HDPE (no PTFE)	20 mL	00352309041320	Grey	No	
033	0902_SW018_231127	HDPE (no PTFE)	20 mL	00352309041309	Grey	No	
033	0902_SW018_231127	HDPE (no PTFE)	20 mL	00352309041222	Grey	No	
033	0902_SW018_231127	HDPE (no PTFE)	20 mL	00352309041342	Grey	No	
034	0902_SW019_231127	HDPE (no PTFE)	20 mL	00352309041351	Grey	No	
034	0902_SW019_231127	HDPE (no PTFE)	20 mL	00352309041332	Grey	No	
034	0902_SW019_231127	HDPE (no PTFE)	20 mL	00352309041257	Grey	No	
034	0902_SW019_231127	HDPE (no PTFE)	20 mL	00352309041321	Grey	No	
035	0902_SW020_231127	HDPE (no PTFE)	20 mL	00352309041349	Grey	No	
035	0902_SW020_231127	HDPE (no PTFE)	20 mL	00352309041341	Grey	No	
035	0902_SW020_231127	HDPE (no PTFE)	20 mL	00352309041429	Grey	No	
035	0902_SW020_231127	HDPE (no PTFE)	20 mL	00352309041382	Grey	No	
036	0902_SW022_231124	HDPE (no PTFE)	20 mL	00352309041391	Grey	No	
036	0902_SW022_231124	HDPE (no PTFE)	20 mL	00352309041315	Grey	No	
036	0902_SW022_231124	HDPE (no PTFE)	20 mL	00352309041404	Grey	No	

CHAIN OF CUSTODY

ALS COC#: **60725** *ALS Laboratory:* ES Sydney

RELINQUISHED BY:	RECEIVED BY:	RELINQUISHED BY:	RECEIVED BY:
DATE TIME:	DATE TIME:	DATE TIME:	DATE TIME:

CLIENT: AECOMAU - AECOM Australia Pty Ltd

PROJECT: NSW_0902_PFASOMP_23

SITE: SW/SD

ORDER NO:

PROJECT MANAGER: Jessica Roy

PRIMARY SAMPLER: Nicola Tomlin

EMAIL REPORTS TO:

EMAIL INVOICES TO:

TURNAROUND REQUIREMENTS : 5 Days

Biohazard info:

CONTACT PH: SAMPLER MOBILE:

QUOTE NO: SY/139/19 v4 60612562_5.1 / ES2021AECOMAU0027

LABORATORY USE ONLY (Circle)

Custody Seal intact? Yes No N/A

Free ice / frozen ice bricks present upon receipt? Yes No N/A

Random Sample Temperature on Receipt: °C

Other comments:

036	0902_SW022_231124	HDPE (no PTFE)	20 mL	00352309041428	Grey	No	
037	0902_SW023_231124	HDPE (no PTFE)	20 mL	00352309041379	Grey	No	
037	0902_SW023_231124	HDPE (no PTFE)	20 mL	00352309041244	Grey	No	
037	0902_SW023_231124	HDPE (no PTFE)	20 mL	00352309041473	Grey	No	
037	0902_SW023_231124	HDPE (no PTFE)	20 mL	00352309041425	Grey	No	
038	0902_SW024_231127	HDPE (no PTFE)	20 mL	00352309041192	Grey	No	
038	0902_SW024_231127	HDPE (no PTFE)	20 mL	00352309041518	Grey	No	
038	0902_SW024_231127	HDPE (no PTFE)	20 mL	00352309041406	Grey	No	
038	0902_SW024_231127	HDPE (no PTFE)	20 mL	00352309041188	Grey	No	
039	0902_SW030_231127	HDPE (no PTFE)	20 mL	00352309041390	Grey	No	
039	0902_SW030_231127	HDPE (no PTFE)	20 mL	00352309041220	Grey	No	
039	0902_SW030_231127	HDPE (no PTFE)	20 mL	00352309041221	Grey	No	
039	0902_SW030_231127	HDPE (no PTFE)	20 mL	00352309041262	Grey	No	
040	0902_SW035_231127	HDPE (no PTFE)	20 mL	00352309041310	Grey	No	
040	0902_SW035_231127	HDPE (no PTFE)	20 mL	00352309041259	Grey	No	
040	0902_SW035_231127	HDPE (no PTFE)	20 mL	00352309041345	Grey	No	
040	0902_SW035_231127	HDPE (no PTFE)	20 mL	00352309041233	Grey	No	
041	0902_SW037_231120	HDPE (no PTFE)	20 mL	00351221023035	Grey	No	
041	0902_SW037_231120	HDPE (no PTFE)	20 mL	00351221022942	Grey	No	
041	0902_SW037_231120	HDPE (no PTFE)	20 mL	00351221023061	Grey	No	
041	0902_SW037_231120	HDPE (no PTFE)	20 mL	00351221023060	Grey	No	
042	0902_QC104_231122	HDPE Soil Jar	200 mL	00621222099248	Grey	No	
043	0902_QC103_231122	HDPE (no PTFE)	20 mL	00352309041269	Grey	No	
043	0902_QC103_231122	HDPE (no PTFE)	20 mL	00352309041419	Grey	No	
043	0902_QC103_231122	HDPE (no PTFE)	20 mL	00352309041381	Grey	No	
043	0902_QC103_231122	HDPE (no PTFE)	20 mL	00352309041319	Grey	No	
044	0902_QC108_231123	HDPE (no PTFE)	20 mL	00352309041308	Grey	No	

CHAIN OF CUSTODY

ALS COC#: 60725 ALS Laboratory: ES Sydney

RELINQUISHED BY:	RECEIVED BY:	RELINQUISHED BY:	RECEIVED BY:
DATE TIME:	DATE TIME:	DATE TIME:	DATE TIME:

CLIENT: AECOMAU - AECOM Australia Pty Ltd

PROJECT: NSW_0902_PFASOMP_23

SITE: SW/SD

ORDER NO:

PROJECT MANAGER: Jessica Roy

PRIMARY SAMPLER: Nicola Tomlin

EMAIL REPORTS TO:

EMAIL INVOICES TO:

TURNAROUND REQUIREMENTS : 5 Days

Biohazard info:

CONTACT PH: SAMPLER MOBILE:

QUOTE NO: SY/139/19 v4 60612562_5.1 / ES2021AECOMAU0027

LABORATORY USE ONLY (Circle)

Custody Seal intact? Yes No N/A

Free ice / frozen ice bricks present upon receipt? Yes No N/A

Random Sample Temperature on Receipt: °C

Other comments:

044	0902_QC108_231123	HDPE (no PTFE)	20 mL	00352309041329	Grey	No	
044	0902_QC108_231123	HDPE (no PTFE)	20 mL	00352309041335	Grey	No	
044	0902_QC108_231123	HDPE (no PTFE)	20 mL	00352309041433	Grey	No	
045	0902_QC110_231124	HDPE Soil Jar	200 mL	00621222099227	Grey	No	
046	0902_QC112_231127	HDPE Soil Jar	200 mL	00621222099216	Grey	No	

Total Bottle Count: ALS: 112, Non ALS: 0

Envirolab Services Pty Ltd
ABN 37 112 535 645
12 Ashley St Chatswood NSW 2067
ph 02 9910 6200 fax 02 9910 6201
customerservice@envirolab.com.au
www.envirolab.com.au

CERTIFICATE OF ANALYSIS 338730

Client Details

Client	AECOM Australia Pty Ltd (Sydney)
Attention	Geoff Tredinnick
Address	PO Box Q410, QVB Post Office, Sydney, NSW, 1230

Sample Details

Your Reference	**NSW_0902_PFASOMP_23**
Number of Samples	10 Water, 3 Soil
Date samples received	27/11/2023
Date completed instructions received	27/11/2023

Analysis Details

Please refer to the following pages for results, methodology summary and quality control data.

Samples were analysed as received from the client. Results relate specifically to the samples as received.

Results are reported on a dry weight basis for solids and on an as received basis for other matrices.

Report Details

Date results requested by	04/12/2023
Date of Issue	04/12/2023

NATA Accreditation Number 2901. This document shall not be reproduced except in full.

Accredited for compliance with ISO/IEC 17025 - Testing. **Tests not covered by NATA are denoted with ***

Results Approved By
Aileen Hie, Customer Service Supervisor
Nancy Zhang, Laboratory Manager, Sydney
Nick Sarlamis, Assistant Operation Manager
Sean McAlary, Chemist

Authorised By
Nancy Zhang, Laboratory Manager

PFAS in Waters Extended						
Our Reference		338730-1	338730-2	338730-3	338730-4	338730-6
Your Reference	UNITS	0902_QC200_23 1120	0902_QC201_23 1120	0902_QC202_23 1122	0902_QC203_23 1122	0902_QC205_23 1123
Date Sampled		20/11/2023	20/11/2023	22/11/2023	22/11/2023	23/11/2023
Type of sample		Water	Water	Water	Water	Water
Date prepared	-	01/12/2023	01/12/2023	01/12/2023	01/12/2023	01/12/2023
Date analysed	-	01/12/2023	01/12/2023	01/12/2023	01/12/2023	01/12/2023
Perfluorobutanesulfonic acid	µg/L	0.12	<0.01	<0.01	0.42	0.07
Perfluoropentanesulfonic acid	µg/L	0.16	<0.01	<0.01	0.37	0.07
Perfluorohexanesulfonic acid - PFHxS	µg/L	2.7	0.01	<0.01	2.2	0.61
Perfluoroheptanesulfonic acid	µg/L	0.08	<0.01	<0.01	0.06	0.01
Perfluorooctanesulfonic acid PFOS	µg/L	3.5	0.04	0.01	0.67	0.19
Perfluorodecanesulfonic acid	µg/L	<0.02	<0.02	<0.02	<0.02	<0.02
Perfluorobutanoic acid	µg/L	0.2	<0.02	<0.02	0.34	0.03
Perfluoropentanoic acid	µg/L	0.1	<0.02	<0.02	0.1	0.02
Perfluorohexanoic acid	µg/L	0.36	<0.01	<0.01	0.45	0.11
Perfluoroheptanoic acid	µg/L	0.1	<0.01	<0.01	0.07	0.02
Perfluorooctanoic acid PFOA	µg/L	0.32	<0.01	<0.01	0.11	0.02
Perfluorononanoic acid	µg/L	0.03	<0.01	<0.01	<0.01	<0.01
Perfluorodecanoic acid	µg/L	<0.02	<0.02	<0.02	<0.02	<0.02
Perfluoroundecanoic acid	µg/L	<0.02	<0.02	<0.02	<0.02	<0.02
Perfluorododecanoic acid	µg/L	<0.05	<0.05	<0.05	<0.05	<0.05
Perfluorotridecanoic acid	µg/L	<0.1	<0.1	<0.1	<0.1	<0.1
Perfluorotetradecanoic acid	µg/L	<0.5	<0.5	<0.5	<0.5	<0.5
4:2 FTS	µg/L	<0.01	<0.01	<0.01	<0.01	<0.01
6:2 FTS	µg/L	<0.01	<0.01	<0.01	<0.01	<0.01
8:2 FTS	µg/L	<0.02	<0.02	<0.02	<0.02	<0.02
10:2 FTS	µg/L	<0.02	<0.02	<0.02	<0.02	<0.02
Perfluorooctane sulfonamide	µg/L	<0.1	<0.1	<0.1	<0.1	<0.1
N-Methyl perfluorooctane sulfonamide	µg/L	<0.05	<0.05	<0.05	<0.05	<0.05
N-Ethyl perfluorooctanesulfon amide	µg/L	<0.1	<0.1	<0.1	<0.1	<0.1
N-Me perfluorooctanesulfonamid oethanol	µg/L	<0.05	<0.05	<0.05	<0.05	<0.05
N-Et perfluorooctanesulfonamid oethanol	µg/L	<0.5	<0.5	<0.5	<0.5	<0.5
MePerfluorooctanesulf- amid oacetic acid	µg/L	<0.02	<0.02	<0.02	<0.02	<0.02
EtPerfluorooctanesulf- amid oacetic acid	µg/L	<0.02	<0.02	<0.02	<0.02	<0.02
Surrogate $^{13}C_8$ *PFOS*	%	102	98	95	99	100
Surrogate $^{13}C_2$ *PFOA*	%	106	115	107	114	111
Extracted ISTD $^{13}C_3$ *PFBS*	%	97	94	96	94	95
Extracted ISTD $^{18}O_2$ *PFHxS*	%	103	107	102	102	102
Extracted ISTD $^{13}C_4$ *PFOS*	%	95	99	98	98	92

PFAS in Waters Extended						
Our Reference		338730-1	338730-2	338730-3	338730-4	338730-6
Your Reference	UNITS	0902_QC200_231120	0902_QC201_231120	0902_QC202_231122	0902_QC203_231122	0902_QC205_231123
Date Sampled		20/11/2023	20/11/2023	22/11/2023	22/11/2023	23/11/2023
Type of sample		Water	Water	Water	Water	Water
Extracted ISTD $^{13}C_4$ *PFBA*	%	89	90	92	54	86
Extracted ISTD $^{13}C_3$ *PFPeA*	%	101	97	98	90	95
Extracted ISTD $^{13}C_2$ *PFHxA*	%	103	91	95	103	93
Extracted ISTD $^{13}C_4$ *PFHpA*	%	106	102	104	110	102
Extracted ISTD $^{13}C_4$ *PFOA*	%	104	93	98	95	96
Extracted ISTD $^{13}C_5$ *PFNA*	%	110	108	106	119	109
Extracted ISTD $^{13}C_2$ *PFDA*	%	121	112	113	122	118
Extracted ISTD $^{13}C_2$ *PFUnDA*	%	126	120	121	140	135
Extracted ISTD $^{13}C_2$ *PFDoDA*	%	96	94	95	102	91
Extracted ISTD $^{13}C_2$ *PFTeDA*	%	83	79	84	93	66
Extracted ISTD $^{13}C_2$ *4:2FTS*	%	128	88	91	145	84
Extracted ISTD $^{13}C_2$ *6:2FTS*	%	126	109	110	130	96
Extracted ISTD $^{13}C_2$ *8:2FTS*	%	139	128	137	142	117
Extracted ISTD $^{13}C_8$ *FOSA*	%	107	105	112	112	103
Extracted ISTD d_3 *N MeFOSA*	%	92	94	95	105	87
Extracted ISTD d_5 *N EtFOSA*	%	91	89	92	108	79
Extracted ISTD d_7 *N MeFOSE*	%	111	103	104	113	99
Extracted ISTD d_9 *N EtFOSE*	%	89	85	93	86	78
Extracted ISTD d_3 *N MeFOSAA*	%	119	113	124	121	117
Extracted ISTD d_5 *N EtFOSAA*	%	118	117	112	133	119
Total Positive PFHxS & PFOS	µg/L	6.2	0.05	0.01	2.9	0.79
Total Positive PFOA & PFOS	µg/L	3.8	0.04	0.01	0.78	0.21
Total Positive PFAS	µg/L	7.7	0.05	0.01	4.8	1.1

PFAS in Waters Extended						
Our Reference		338730-7	338730-8	338730-9	338730-10	338730-12
Your Reference	UNITS	0902_QC206_23 1123	0902_QC207_23 1123	0902_QC208_23 1123	0902_QC209_23 1124	0902_QC211_23 1124
Date Sampled		23/11/2023	23/11/2023	23/11/2023	24/11/2023	24/11/2023
Type of sample		Water	Water	Water	Water	Water
Date prepared	-	01/12/2023	01/12/2023	01/12/2023	01/12/2023	01/12/2023
Date analysed	-	01/12/2023	01/12/2023	01/12/2023	01/12/2023	01/12/2023
Perfluorobutanesulfonic acid	µg/L	<0.01	0.02	0.05	0.02	<0.01
Perfluoropentanesulfonic acid	µg/L	<0.01	0.02	0.04	0.02	<0.01
Perfluorohexanesulfonic acid - PFHxS	µg/L	0.04	0.04	0.26	0.05	0.03
Perfluoroheptanesulfonic acid	µg/L	<0.01	<0.01	0.01	<0.01	<0.01
Perfluorooctanesulfonic acid PFOS	µg/L	<0.01	<0.01	0.37	<0.01	0.03
Perfluorodecanesulfonic acid	µg/L	<0.02	<0.02	<0.02	<0.02	<0.02
Perfluorobutanoic acid	µg/L	0.03	0.03	<0.02	<0.02	<0.02
Perfluoropentanoic acid	µg/L	<0.02	<0.02	0.03	<0.02	<0.02
Perfluorohexanoic acid	µg/L	<0.01	0.02	0.06	<0.01	<0.01
Perfluoroheptanoic acid	µg/L	<0.01	<0.01	0.01	<0.01	<0.01
Perfluorooctanoic acid PFOA	µg/L	<0.01	<0.01	0.02	<0.01	<0.01
Perfluorononanoic acid	µg/L	<0.01	<0.01	<0.01	<0.01	<0.01
Perfluorodecanoic acid	µg/L	<0.02	<0.02	<0.02	<0.02	<0.02
Perfluoroundecanoic acid	µg/L	<0.02	<0.02	<0.02	<0.02	<0.02
Perfluorododecanoic acid	µg/L	<0.05	<0.05	<0.05	<0.05	<0.05
Perfluorotridecanoic acid	µg/L	<0.1	<0.1	<0.1	<0.1	<0.1
Perfluorotetradecanoic acid	µg/L	<0.5	<0.5	<0.5	<0.5	<0.5
4:2 FTS	µg/L	<0.01	<0.01	<0.01	<0.01	<0.01
6:2 FTS	µg/L	<0.01	<0.01	<0.01	<0.01	<0.01
8:2 FTS	µg/L	<0.02	<0.02	<0.02	<0.02	<0.02
10:2 FTS	µg/L	<0.02	<0.02	<0.02	<0.02	<0.02
Perfluorooctane sulfonamide	µg/L	<0.1	<0.1	<0.1	<0.1	<0.1
N-Methyl perfluorooctane sulfonamide	µg/L	<0.05	<0.05	<0.05	<0.05	<0.05
N-Ethyl perfluorooctanesulfon amide	µg/L	<0.1	<0.1	<0.1	<0.1	<0.1
N-Me perfluorooctanesulfonamid oethanol	µg/L	<0.05	<0.05	<0.05	<0.05	<0.05
N-Et perfluorooctanesulfonamid oethanol	µg/L	<0.5	<0.5	<0.5	<0.5	<0.5
MePerfluorooctanesulf- amid oacetic acid	µg/L	<0.02	<0.02	<0.02	<0.02	<0.02
EtPerfluorooctanesulf- amid oacetic acid	µg/L	<0.02	<0.02	<0.02	<0.02	<0.02
Surrogate $^{13}C_8$ *PFOS*	%	104	100	102	102	98
Surrogate $^{13}C_2$ *PFOA*	%	111	111	113	113	106
Extracted ISTD $^{13}C_3$ *PFBS*	%	91	96	95	97	94
Extracted ISTD $^{18}O_2$ *PFHxS*	%	102	105	107	104	104
Extracted ISTD $^{13}C_4$ *PFOS*	%	96	93	99	99	97
Extracted ISTD $^{13}C_4$ *PFBA*	%	82	91	75	89	94

PFAS in Waters Extended						
Our Reference		338730-7	338730-8	338730-9	338730-10	338730-12
Your Reference	UNITS	0902_QC206_231123	0902_QC207_231123	0902_QC208_231123	0902_QC209_231124	0902_QC211_231124
Date Sampled		23/11/2023	23/11/2023	23/11/2023	24/11/2023	24/11/2023
Type of sample		Water	Water	Water	Water	Water
Extracted ISTD $^{13}C_3$ *PFPeA*	%	91	99	101	96	101
Extracted ISTD $^{13}C_2$ *PFHxA*	%	91	93	101	94	102
Extracted ISTD $^{13}C_4$ *PFHpA*	%	101	107	112	105	107
Extracted ISTD $^{13}C_4$ *PFOA*	%	91	97	101	97	98
Extracted ISTD $^{13}C_5$ *PFNA*	%	113	110	117	113	115
Extracted ISTD $^{13}C_2$ *PFDA*	%	116	127	128	115	119
Extracted ISTD $^{13}C_2$ *PFUnDA*	%	124	141	143	126	120
Extracted ISTD $^{13}C_2$ *PFDoDA*	%	97	93	98	94	95
Extracted ISTD $^{13}C_2$ *PFTeDA*	%	74	86	89	78	72
Extracted ISTD $^{13}C_2$ *4:2FTS*	%	70	94	126	94	110
Extracted ISTD $^{13}C_2$ *6:2FTS*	%	90	97	134	95	119
Extracted ISTD $^{13}C_2$ *8:2FTS*	%	92	149	128	125	132
Extracted ISTD $^{13}C_8$ *FOSA*	%	105	105	107	106	106
Extracted ISTD d_3 *N MeFOSA*	%	98	98	93	94	93
Extracted ISTD d_5 *N EtFOSA*	%	96	107	93	93	88
Extracted ISTD d_7 *N MeFOSE*	%	99	106	107	101	102
Extracted ISTD d_9 *N EtFOSE*	%	83	84	90	87	89
Extracted ISTD d_3 *N MeFOSAA*	%	106	125	117	117	115
Extracted ISTD d_5 *N EtFOSAA*	%	118	121	124	115	117
Total Positive PFHxS & PFOS	µg/L	0.04	0.04	0.63	0.05	0.06
Total Positive PFOA & PFOS	µg/L	<0.01	<0.01	0.39	<0.01	0.03
Total Positive PFAS	µg/L	0.06	0.13	0.86	0.08	0.06

PFAS in Soils Extended				
Our Reference		338730-5	338730-11	338730-13
Your Reference	UNITS	0902_QC204_23 1122	0902_QC210_23 1124	0902_QC212_23 1127
Date Sampled		22/11/2023	24/11/2023	27/11/2023
Type of sample		Soil	Soil	Soil
Date prepared	-	30/11/2023	30/11/2023	30/11/2023
Date analysed	-	30/11/2023	30/11/2023	30/11/2023
Perfluorobutanesulfonic acid	µg/kg	<0.1	<0.1	<0.1
Perfluoropentanesulfonic acid	µg/kg	0.1	<0.1	<0.1
Perfluorohexanesulfonic acid - PFHxS	µg/kg	1.2	<0.1	<0.1
Perfluoroheptanesulfonic acid	µg/kg	0.1	<0.1	<0.1
Perfluorooctanesulfonic acid PFOS	µg/kg	12	0.8	<0.1
Perfluorodecanesulfonic acid	µg/kg	0.7	0.2	<0.2
Perfluorobutanoic acid	µg/kg	<0.2	<0.2	<0.2
Perfluoropentanoic acid	µg/kg	<0.2	<0.2	<0.2
Perfluorohexanoic acid	µg/kg	0.1	<0.1	<0.1
Perfluoroheptanoic acid	µg/kg	<0.1	<0.1	<0.1
Perfluorooctanoic acid PFOA	µg/kg	0.1	<0.1	<0.1
Perfluorononanoic acid	µg/kg	<0.1	<0.1	<0.1
Perfluorodecanoic acid	µg/kg	<0.5	<0.5	<0.5
Perfluoroundecanoic acid	µg/kg	<0.5	<0.5	<0.5
Perfluorododecanoic acid	µg/kg	0.7	<0.5	<0.5
Perfluorotridecanoic acid	µg/kg	<0.5	<0.5	<0.5
Perfluorotetradecanoic acid	µg/kg	<5	<5	<5
4:2 FTS	µg/kg	<0.1	<0.1	<0.1
6:2 FTS	µg/kg	0.2	<0.1	<0.1
8:2 FTS	µg/kg	<0.2	<0.2	<0.2
10:2 FTS	µg/kg	<0.2	<0.2	<0.2
Perfluorooctane sulfonamide	µg/kg	<1	<1	<1
N-Methyl perfluorooctane sulfonamide	µg/kg	<1	<1	<1
N-Ethyl perfluorooctanesulfon amide	µg/kg	<1	<1	<1
N-Me perfluorooctanesulfonamid oethanol	µg/kg	<1	<1	<1
N-Et perfluorooctanesulfonamid oethanol	µg/kg	<5	<5	<5
MePerfluorooctanesulf- amid oacetic acid	µg/kg	<0.2	<0.2	<0.2
EtPerfluorooctanesulf amid oacetic acid	µg/kg	<0.2	<0.2	<0.2
Surrogate $^{13}C_8$ *PFOS*	%	102	95	98
Surrogate $^{13}C_2$ *PFOA*	%	104	106	104
Extracted ISTD $^{13}C_3$ *PFBS*	%	82	89	83
Extracted ISTD $^{18}O_2$ *PFHxS*	%	88	93	85
Extracted ISTD $^{13}C_4$ *PFOS*	%	91	94	92

PFAS in Soils Extended				
Our Reference		338730-5	338730-11	338730-13
Your Reference	UNITS	0902_QC204_231122	0902_QC210_231124	0902_QC212_231127
Date Sampled		22/11/2023	24/11/2023	27/11/2023
Type of sample		Soil	Soil	Soil
Extracted ISTD $^{13}C_4$ *PFBA*	%	100	93	88
Extracted ISTD $^{13}C_3$ *PFPeA*	%	108	93	87
Extracted ISTD $^{13}C_2$ *PFHxA*	%	92	92	80
Extracted ISTD $^{13}C_4$ *PFHpA*	%	88	94	78
Extracted ISTD $^{13}C_4$ *PFOA*	%	99	90	78
Extracted ISTD $^{13}C_5$ *PFNA*	%	91	92	74
Extracted ISTD $^{13}C_2$ *PFDA*	%	101	93	77
Extracted ISTD $^{13}C_2$ *PFUnDA*	%	105	98	74
Extracted ISTD $^{13}C_2$ *PFDoDA*	%	114	98	76
Extracted ISTD $^{13}C_2$ *PFTeDA*	%	101	99	74
Extracted ISTD $^{13}C_2$ *4:2FTS*	%	86	74	52
Extracted ISTD $^{13}C_2$ *6:2FTS*	%	97	75	50
Extracted ISTD $^{13}C_2$ *8:2FTS*	%	101	85	48
Extracted ISTD $^{13}C_8$ *FOSA*	%	92	100	90
Extracted ISTD d_3 *N MeFOSA*	%	87	94	90
Extracted ISTD d_5 *N EtFOSA*	%	85	91	86
Extracted ISTD d_7 *N MeFOSE*	%	86	92	90
Extracted ISTD d_9 *N EtFOSE*	%	88	87	90
Extracted ISTD d_3 *N MeFOSAA*	%	131	86	58
Extracted ISTD d_5 *N EtFOSAA*	%	118	94	59
Total Positive PFHxS & PFOS	µg/kg	13	0.8	<0.1
Total Positive PFOS & PFOA	µg/kg	12	0.8	<0.1
Total Positive PFAS	µg/kg	16	1	<0.1

Moisture				
Our Reference		338730-5	338730-11	338730-13
Your Reference	UNITS	0902_QC204_23 1122	0902_QC210_23 1124	0902_QC212_23 1127
Date Sampled		22/11/2023	24/11/2023	27/11/2023
Type of sample		Soil	Soil	Soil
Date prepared	-	28/11/2023	28/11/2023	28/11/2023
Date analysed	-	29/11/2023	29/11/2023	29/11/2023
Moisture	%	31	20	20

Method ID	Methodology Summary
Inorg-008	Moisture content determined by heating at 105+/-5 °C for a minimum of 12 hours.
Org-029	Soil samples are extracted with basified Methanol. Waters and soil extracts are directly injected and/or concentrated/extracted using SPE. TCLPs/ASLP leachates are centrifuged, the supernatant is then analysed (including amendment with solvent) - as per the option in AS4439.3. Analysis is undertaken with LC-MS/MS. PFAS results include the sum of branched and linear isomers where applicable. Please note that PFAS results are corrected for Extracted Internal Standards (QSM 5.4 Table B-15 terminology), which are mass labelled analytes added prior to sample preparation to assess matrix effects and verify processing of the sample. PFAS analytes without a commercially available mass labelled analogue are corrected vs a closely eluting mass labelled PFAS compound. Surrogates are also reported, in this context they are mass labelled PFAS compounds added prior to extraction but are used as monitoring compounds only (not used for result correction). Envicarb (or similar) is used discretionally to remove interfering matrix components. Please contact the laboratory if estimates of Measurement Uncertainty are required as per WA DER.

QUALITY CONTROL: PFAS in Waters Extended						Duplicate			Spike Recovery %	
Test Description	Units	PQL	Method	Blank	#	Base	Dup.	RPD	LCS-W2	338730-2
Date prepared	-			01/12/2023	1	01/12/2023	01/12/2023		01/12/2023	01/12/2023
Date analysed	-			01/12/2023	1	01/12/2023	01/12/2023		01/12/2023	01/12/2023
Perfluorobutanesulfonic acid	µg/L	0.01	Org-029	<0.01	1	0.12	0.12	0	107	100
Perfluoropentanesulfonic acid	µg/L	0.01	Org-029	<0.01	1	0.16	0.17	6	108	109
Perfluorohexanesulfonic acid - PFHxS	µg/L	0.01	Org-029	<0.01	1	2.7	2.8	4	105	101
Perfluoroheptanesulfonic acid	µg/L	0.01	Org-029	<0.01	1	0.08	0.08	0	109	102
Perfluorooctanesulfonic acid PFOS	µg/L	0.01	Org-029	<0.01	1	3.5	3.4	3	106	107
Perfluorodecanesulfonic acid	µg/L	0.02	Org-029	<0.02	1	<0.02	<0.02	0	81	84
Perfluorobutanoic acid	µg/L	0.02	Org-029	<0.02	1	0.2	0.2	0	101	98
Perfluoropentanoic acid	µg/L	0.02	Org-029	<0.02	1	0.1	0.1	0	93	95
Perfluorohexanoic acid	µg/L	0.01	Org-029	<0.01	1	0.36	0.36	0	106	109
Perfluoroheptanoic acid	µg/L	0.01	Org-029	<0.01	1	0.1	0.10	0	96	94
Perfluorooctanoic acid PFOA	µg/L	0.01	Org-029	<0.01	1	0.32	0.34	6	105	105
Perfluorononanoic acid	µg/L	0.01	Org-029	<0.01	1	0.03	0.02	40	116	113
Perfluorodecanoic acid	µg/L	0.02	Org-029	<0.02	1	<0.02	<0.02	0	96	91
Perfluoroundecanoic acid	µg/L	0.02	Org-029	<0.02	1	<0.02	<0.02	0	94	94
Perfluorododecanoic acid	µg/L	0.05	Org-029	<0.05	1	<0.05	<0.05	0	105	105
Perfluorotridecanoic acid	µg/L	0.1	Org-029	<0.1	1	<0.1	<0.1	0	113	117
Perfluorotetradecanoic acid	µg/L	0.5	Org-029	<0.5	1	<0.5	<0.5	0	104	109
4:2 FTS	µg/L	0.01	Org-029	<0.01	1	<0.01	<0.01	0	98	101
6:2 FTS	µg/L	0.01	Org-029	<0.01	1	<0.01	<0.01	0	93	84
8:2 FTS	µg/L	0.02	Org-029	<0.02	1	<0.02	<0.02	0	110	120
10:2 FTS	µg/L	0.02	Org-029	<0.02	1	<0.02	<0.02	0	118	116
Perfluorooctane sulfonamide	µg/L	0.1	Org-029	<0.1	1	<0.1	<0.1	0	103	98
N-Methyl perfluorooctane sulfonamide	µg/L	0.05	Org-029	<0.05	1	<0.05	<0.05	0	101	100
N-Ethyl perfluorooctanesulfon amide	µg/L	0.1	Org-029	<0.1	1	<0.1	<0.1	0	91	94
N-Me perfluorooctanesulfonamid oethanol	µg/L	0.05	Org-029	<0.05	1	<0.05	<0.05	0	99	112
N-Et perfluorooctanesulfonamid oethanol	µg/L	0.5	Org-029	<0.5	1	<0.5	<0.5	0	117	117
MePerfluorooctanesulf- amid oacetic acid	µg/L	0.02	Org-029	<0.02	1	<0.02	<0.02	0	105	103
EtPerfluorooctanesulf- amid oacetic acid	µg/L	0.02	Org-029	<0.02	1	<0.02	<0.02	0	101	98
Surrogate $^{13}C_8$ *PFOS*	%		Org-029	101	1	102	98	4	100	102
Surrogate $^{13}C_2$ *PFOA*	%		Org-029	109	1	106	108	2	101	105

QUALITY CONTROL: PFAS in Waters Extended						Duplicate			Spike Recovery %	
Test Description	Units	PQL	Method	Blank	#	Base	Dup.	RPD	LCS-W2	338730-2
Extracted ISTD $^{13}C_3$ *PFBS*	%		Org-029	100	1	97	95	2	95	95
Extracted ISTD $^{18}O_2$ *PFHxS*	%		Org-029	102	1	103	97	6	99	102
Extracted ISTD $^{13}C_4$ *PFOS*	%		Org-029	95	1	95	96	1	100	94
Extracted ISTD $^{13}C_4$ *PFBA*	%		Org-029	102	1	89	87	2	102	85
Extracted ISTD $^{13}C_3$ *PFPeA*	%		Org-029	109	1	101	102	1	107	96
Extracted ISTD $^{13}C_2$ *PFHxA*	%		Org-029	97	1	103	100	3	98	90
Extracted ISTD $^{13}C_4$ *PFHpA*	%		Org-029	107	1	106	102	4	105	101
Extracted ISTD $^{13}C_4$ *PFOA*	%		Org-029	102	1	104	96	8	99	94
Extracted ISTD $^{13}C_5$ *PFNA*	%		Org-029	110	1	110	110	0	101	106
Extracted ISTD $^{13}C_2$ *PFDA*	%		Org-029	117	1	121	118	3	114	120
Extracted ISTD $^{13}C_2$ *PFUnDA*	%		Org-029	113	1	126	121	4	123	120
Extracted ISTD $^{13}C_2$ *PFDoDA*	%		Org-029	101	1	96	99	3	98	100
Extracted ISTD $^{13}C_2$ *PFTeDA*	%		Org-029	75	1	83	82	1	80	91
Extracted ISTD $^{13}C_2$ *4:2FTS*	%		Org-029	131	1	128	131	2	119	80
Extracted ISTD $^{13}C_2$ *6:2FTS*	%		Org-029	136	1	126	126	0	117	111
Extracted ISTD $^{13}C_2$ *8:2FTS*	%		Org-029	139	1	139	136	2	124	115
Extracted ISTD $^{13}C_8$ *FOSA*	%		Org-029	105	1	107	107	0	104	108
Extracted ISTD d_3 *N MeFOSA*	%		Org-029	87	1	92	90	2	93	98
Extracted ISTD d_5 *N EtFOSA*	%		Org-029	83	1	91	91	0	91	93
Extracted ISTD d_7 *N MeFOSE*	%		Org-029	103	1	111	100	10	107	98

QUALITY CONTROL: PFAS in Waters Extended						Duplicate			Spike Recovery %	
Test Description	Units	PQL	Method	Blank	#	Base	Dup.	RPD	LCS-W2	338730-2
Extracted ISTD d_9 *N EtFOSE*	%		Org-029	82	1	89	83	7	88	84
Extracted ISTD d_3 *N MeFOSAA*	%		Org-029	118	1	119	117	2	120	119
Extracted ISTD d_5 *N EtFOSAA*	%		Org-029	128	1	118	116	2	123	116

QUALITY CONTROL: PFAS in Soils Extended						Duplicate			Spike Recovery %	
Test Description	Units	PQL	Method	Blank	#	Base	Dup.	RPD	LCS-1	338730-11
Date prepared	-			01/12/2023	5	30/11/2023	30/11/2023		30/11/2023	30/11/2023
Date analysed	-			01/12/2023	5	30/11/2023	30/11/2023		30/11/2023	30/11/2023
Perfluorobutanesulfonic acid	µg/kg	0.1	Org-029	<0.1	5	<0.1	<0.1	0	102	102
Perfluoropentanesulfonic acid	µg/kg	0.1	Org-029	<0.1	5	0.1	<0.1	0	103	96
Perfluorohexanesulfonic acid - PFHxS	µg/kg	0.1	Org-029	<0.1	5	1.2	1.3	8	102	100
Perfluoroheptanesulfonic acid	µg/kg	0.1	Org-029	<0.1	5	0.1	0.2	67	111	105
Perfluorooctanesulfonic acid PFOS	µg/kg	0.1	Org-029	<0.1	5	12	16	29	101	102
Perfluorodecanesulfonic acid	µg/kg	0.2	Org-029	<0.2	5	0.7	0.8	13	87	77
Perfluorobutanoic acid	µg/kg	0.2	Org-029	<0.2	5	<0.2	<0.2	0	102	96
Perfluoropentanoic acid	µg/kg	0.2	Org-029	<0.2	5	<0.2	<0.2	0	98	95
Perfluorohexanoic acid	µg/kg	0.1	Org-029	<0.1	5	0.1	0.1	0	98	95
Perfluoroheptanoic acid	µg/kg	0.1	Org-029	<0.1	5	<0.1	<0.1	0	99	93
Perfluorooctanoic acid PFOA	µg/kg	0.1	Org-029	<0.1	5	0.1	0.1	0	100	98
Perfluorononanoic acid	µg/kg	0.1	Org-029	<0.1	5	<0.1	<0.1	0	106	98
Perfluorodecanoic acid	µg/kg	0.5	Org-029	<0.5	5	<0.5	<0.5	0	103	99
Perfluoroundecanoic acid	µg/kg	0.5	Org-029	<0.5	5	<0.5	<0.5	0	101	96
Perfluorododecanoic acid	µg/kg	0.5	Org-029	<0.5	5	0.7	0.7	0	99	99
Perfluorotridecanoic acid	µg/kg	0.5	Org-029	<0.5	5	<0.5	<0.5	0	99	106
Perfluorotetradecanoic acid	µg/kg	5	Org-029	<5	5	<5	<5	0	105	104
4:2 FTS	µg/kg	0.1	Org-029	<0.1	5	<0.1	<0.1	0	102	95
6:2 FTS	µg/kg	0.1	Org-029	<0.1	5	0.2	0.2	0	93	88
8:2 FTS	µg/kg	0.2	Org-029	<0.2	5	<0.2	<0.2	0	101	91
10:2 FTS	µg/kg	0.2	Org-029	<0.2	5	<0.2	<0.2	0	104	94
Perfluorooctane sulfonamide	µg/kg	1	Org-029	<1	5	<1	<1	0	105	99
N-Methyl perfluorooctane sulfonamide	µg/kg	1	Org-029	<1	5	<1	<1	0	101	99
N-Ethyl perfluorooctanesulfon amide	µg/kg	1	Org-029	<1	5	<1	<1	0	101	100
N-Me perfluorooctanesulfonamid oethanol	µg/kg	1	Org-029	<1	5	<1	<1	0	97	99
N-Et perfluorooctanesulfonamid oethanol	µg/kg	5	Org-029	<5	5	<5	<5	0	105	103
MePerfluorooctanesulf- amid oacetic acid	µg/kg	0.2	Org-029	<0.2	5	<0.2	<0.2	0	106	97
EtPerfluorooctanesulf amid oacetic acid	µg/kg	0.2	Org-029	<0.2	5	<0.2	<0.2	0	103	94
Surrogate $^{13}C_8$ *PFOS*	%		Org-029	97	5	102	103	1	99	102
Surrogate $^{13}C_2$ *PFOA*	%		Org-029	99	5	104	105	1	103	102

QUALITY CONTROL: PFAS in Soils Extended						Duplicate			Spike Recovery %	
Test Description	Units	PQL	Method	Blank	#	Base	Dup.	RPD	LCS-1	338730-11
Extracted ISTD $^{13}C_3$ *PFBS*	%		Org-029	103	5	82	86	5	102	89
Extracted ISTD $^{18}O_2$ *PFHxS*	%		Org-029	98	5	88	91	3	102	89
Extracted ISTD $^{13}C_4$ *PFOS*	%		Org-029	109	5	91	93	2	105	90
Extracted ISTD $^{13}C_4$ *PFBA*	%		Org-029	113	5	100	101	1	110	93
Extracted ISTD $^{13}C_3$ *PFPeA*	%		Org-029	110	5	108	108	0	108	93
Extracted ISTD $^{13}C_2$ *PFHxA*	%		Org-029	111	5	92	89	3	107	93
Extracted ISTD $^{13}C_4$ *PFHpA*	%		Org-029	112	5	88	87	1	109	95
Extracted ISTD $^{13}C_4$ *PFOA*	%		Org-029	113	5	99	96	3	107	92
Extracted ISTD $^{13}C_5$ *PFNA*	%		Org-029	110	5	91	91	0	106	95
Extracted ISTD $^{13}C_2$ *PFDA*	%		Org-029	109	5	101	95	6	107	91
Extracted ISTD $^{13}C_2$ *PFUnDA*	%		Org-029	110	5	105	109	4	110	103
Extracted ISTD $^{13}C_2$ *PFDoDA*	%		Org-029	117	5	114	111	3	111	92
Extracted ISTD $^{13}C_2$ *PFTeDA*	%		Org-029	119	5	101	99	2	108	92
Extracted ISTD $^{13}C_2$ *4:2FTS*	%		Org-029	113	5	86	83	4	101	89
Extracted ISTD $^{13}C_2$ *6:2FTS*	%		Org-029	114	5	97	93	4	107	88
Extracted ISTD $^{13}C_2$ *8:2FTS*	%		Org-029	124	5	101	92	9	110	98
Extracted ISTD $^{13}C_8$ *FOSA*	%		Org-029	108	5	92	91	1	104	96
Extracted ISTD d_3 *N MeFOSA*	%		Org-029	104	5	87	88	1	103	94
Extracted ISTD d_5 *N EtFOSA*	%		Org-029	104	5	85	83	2	100	91
Extracted ISTD d_7 *N MeFOSE*	%		Org-029	102	5	86	85	1	101	90

QUALITY CONTROL: PFAS in Soils Extended						Duplicate			Spike Recovery %	
Test Description	Units	PQL	Method	Blank	#	Base	Dup.	RPD	LCS-1	338730-11
Extracted ISTD d_9 *N EtFOSE*	%		Org-029	105	5	88	80	10	99	93
Extracted ISTD d_3 *N MeFOSAA*	%		Org-029	115	5	131	106	21	104	89
Extracted ISTD d_5 *N EtFOSAA*	%		Org-029	121	5	118	125	6	115	102

Result Definitions

NT	Not tested
NA	Test not required
INS	Insufficient sample for this test
PQL	Practical Quantitation Limit
<	Less than
>	Greater than
RPD	Relative Percent Difference
LCS	Laboratory Control Sample
NS	Not specified
NEPM	National Environmental Protection Measure
NR	Not Reported

Quality Control Definitions

Blank	This is the component of the analytical signal which is not derived from the sample but from reagents, glassware etc, can be determined by processing solvents and reagents in exactly the same manner as for samples.
Duplicate	This is the complete duplicate analysis of a sample from the process batch. If possible, the sample selected should be one where the analyte concentration is easily measurable.
Matrix Spike	A portion of the sample is spiked with a known concentration of target analyte. The purpose of the matrix spike is to monitor the performance of the analytical method used and to determine whether matrix interferences exist.
LCS (Laboratory Control Sample)	This comprises either a standard reference material or a control matrix (such as a blank sand or water) fortified with analytes representative of the analyte class. It is simply a check sample.
Surrogate Spike	Surrogates are known additions to each sample, blank, matrix spike and LCS in a batch, of compounds which are similar to the analyte of interest, however are not expected to be found in real samples.

Australian Drinking Water Guidelines recommend that Thermotolerant Coliform, Faecal Enterococci, & E.Coli levels are less than 1cfu/100mL. The recommended maximums are taken from "Australian Drinking Water Guidelines", published by NHMRC & ARMC 2011.

The recommended maximums for analytes in urine are taken from “2018 TLVs and BEIs”, as published by ACGIH (where available). Limit provided for Nickel is a precautionary guideline as per Position Paper prepared by AIOH Exposure Standards Committee, 2016.

Guideline limits for Rinse Water Quality reported as per analytical requirements and specifications of AS 4187, Amdt 2 2019, Table 7.2

Laboratory Acceptance Criteria

Duplicate sample and matrix spike recoveries may not be reported on smaller jobs, however, were analysed at a frequency to meet or exceed NEPM requirements. All samples are tested in batches of 20. The duplicate sample RPD and matrix spike recoveries for the batch were within the laboratory acceptance criteria.

Filters, swabs, wipes, tubes and badges will not have duplicate data as the whole sample is generally extracted during sample extraction.

Spikes for Physical and Aggregate Tests are not applicable.

For VOCs in water samples, three vials are required for duplicate or spike analysis.

Duplicates: >10xPQL - RPD acceptance criteria will vary depending on the analytes and the analytical techniques but is typically in the range 20%-50% – see ELN-P05 QA/QC tables for details; <10xPQL - RPD are higher as the results approach PQL and the estimated measurement uncertainty will statistically increase.

Matrix Spikes, LCS and Surrogate recoveries: Generally 70-130% for inorganics/metals (not SPOCAS); 60-140% for organics/SPOCAS (+/-50% surrogates) and 10-140% for labile SVOCs (including labile surrogates), ultra trace organics and speciated phenols is acceptable.

In circumstances where no duplicate and/or sample spike has been reported at 1 in 10 and/or 1 in 20 samples respectively, the sample volume submitted was insufficient in order to satisfy laboratory QA/QC protocols.

When samples are received where certain analytes are outside of recommended technical holding times (THTs), the analysis has proceeded. Where analytes are on the verge of breaching THTs, every effort will be made to analyse within the THT or as soon as practicable.

Where sampling dates are not provided, Envirolab are not in a position to comment on the validity of the analysis where recommended technical holding times may have been breached.

Where matrix spike recoveries fall below the lower limit of the acceptance criteria (e.g. for non-labile or standard Organics <60%), positive result(s) in the parent sample will subsequently have a higher than typical estimated uncertainty (MU estimates supplied on request) and in these circumstances the sample result is likely biased significantly low.

Measurement Uncertainty estimates are available for most tests upon request.

Analysis of aqueous samples typically involves the extraction/digestion and/or analysis of the liquid phase only (i.e. NOT any settled sediment phase but inclusive of suspended particles if present), unless stipulated on the Envirolab COC and/or by correspondence. Notable exceptions include certain Physical Tests (pH/EC/BOD/COD/Apparent Colour etc.), Solids testing, total recoverable metals and PFAS where solids are included by default.

Samples for Microbiological analysis (not Amoeba forms) received outside of the 2-8°C temperature range do not meet the ideal cooling conditions as stated in AS2031-2012.

Envirolab Services Pty Ltd
ABN 37 112 535 645
12 Ashley St Chatswood NSW 2067
ph 02 9910 6200 fax 02 9910 6201
customerservice@envirolab.com.au
www.envirolab.com.au

SAMPLE RECEIPT ADVICE

Client Details

Client	AECOM Australia Pty Ltd (Sydney)
Attention	Geoff Tredinnick

Sample Login Details

Your reference	NSW_0902_PFASOMP_23
Envirolab Reference	338730
Date Sample Received	27/11/2023
Date Instructions Received	27/11/2023
Date Results Expected to be Reported	04/12/2023

Sample Condition

Samples received in appropriate condition for analysis	No
No. of Samples Provided	10 Water, 3 Soil
Turnaround Time Requested	Standard
Temperature on Receipt (°C)	3.0
Cooling Method	Ice
Sampling Date Provided	YES

Comments

Please contact the laboratory within 24 hours if you wish to cancel the aformentioned testing. Otherwise testing will proceed as per the COC and hence invoiced accordingly.

Please direct any queries to:

Aileen Hie	Jacinta Hurst
Phone: 02 9910 6200	**Phone: 02 9910 6200**
Fax: 02 9910 6201	**Fax: 02 9910 6201**
Email: ahie@envirolab.com.au	**Email: jhurst@envirolab.com.au**

Analysis Underway, details on the following page:

Envirolab Services Pty Ltd
ABN 37 112 535 645
12 Ashley St Chatswood NSW 2067
ph 02 9910 6200 fax 02 9910 6201
customerservice@envirolab.com.au
www.envirolab.com.au

Sample ID	AECOM checks	AECOM checks	AECOM checks	AECOM INORG checks	AECOM checks	PFAS in Waters Extended	PFAS in Soils Extended
0902_QC200_231120	✓	✓	✓	✓	✓	✓	
0902_QC201_231120	✓	✓	✓	✓	✓	✓	
0902_QC202_231122	✓	✓	✓	✓	✓	✓	
0902_QC203_231122	✓	✓	✓	✓	✓	✓	
0902_QC204_231122	✓	✓	✓	✓	✓		✓
0902_QC205_231123	✓	✓	✓	✓	✓	✓	
0902_QC206_231123	✓	✓	✓	✓	✓	✓	
0902_QC207_231123	✓	✓	✓	✓	✓	✓	
0902_QC208_231123	✓	✓	✓	✓	✓	✓	
0902_QC209_231124	✓	✓	✓	✓	✓	✓	
0902_QC210_231124	✓	✓	✓	✓	✓		✓
0902_QC211_231124	✓	✓	✓	✓	✓	✓	
0902_QC212_231127	✓	✓	✓	✓	✓		✓

The '✓' indicates the testing you have requested. **THIS IS NOT A REPORT OF THE RESULTS.**

Additional Info

Sample storage - Waters are routinely disposed of approximately 1 month and soils approximately 2 months from receipt.
Requests for longer term sample storage must be received in writing.
Please contact the laboratory immediately if observed settled sediment present in water samples is to be included in the extraction and/or analysis (exceptions include certain Physical Tests (pH/EC/BOD/COD/Apparent Colour etc.), Solids testing, Total Recoverable metals and PFAS analysis where solids are included by default.
TAT for Micro is dependent on incubation. This varies from 3 to 6 days.

CHAIN OF CUSTODY FORM

[Copyright and Confidential]

ENVIROLAB GROUP
National phone number 1300 424 344

Sydney Lab - Envirolab Services
12 Ashley St, Chatswood, NSW 2067
02 9910 6200 | sydney@envirolab.com.au

Perth Lab - MPL Laboratories
16-18 Hayden Crt, Myaree, WA 6154
08 9317 2505 | lab@mpl.com.au

Melbourne Lab - Envirolab Services
25 Research Drive, Croydon South, VIC 3136
03 9763 2500 | melbourne@envirolab.com.au

Adelaide Office - Envirolab Services
7a The Parade, Norwood, SA 5067
08 7087 6800 | adelaide@envirolab.com.au

Brisbane Office - Envirolab Services
20a, 10-20 Depot St, Banyo, QLD 4014
07 3266 9532 | brisbane@envirolab.com.au

Darwin Office - Envirolab Services
Unit 20/119 Reichardt Road, Winnellie, NT 0820
08 8967 1201 | darwin@envirolab.com.au

Company:	AECOM	Client Project Name/Number/Site etc (ie report title):	NSW_0902_PFASOMP_23
Contact Person:	Jessica Roy		
Project Mgr:	Geoff Tredinnick	PO No. (if applicable):	60612562_5.1
Sampler:	Nicola Tomlin, Terrence Darma	Envirolab Quote No.:	
Address:	Level 6, 420 George St, Sydney, NSW, 2000	Date results required: Or choose: ☑ Standard ☐ Same Day ☐ 1 day ☐ 2 day ☐ 3 day	
Phone:	Mob: 0402 163 223	*Note: Inform lab in advance if urgent turnaround is required - surcharges apply*	
Email Results to:	geoff.tredinnick@aecom.com; jessica.roy@aecom.com; derp.labreports@esdat.com.au	Additional report format:	✓Esdat Equis
Email Invoice to:	geoff.tredinnick@aecom.com; AP_CustomerService.ANZ@aecom.com	Lab Comments:	

Sample information					Tests Required																	Comments
Envirolab Sample ID (Lab use only)	Client Sample ID or Information	Depth	Date Sampled	Type of Sample	PFAS Extended Suite - Routine Level																	Provide as much information about the sample as you can
1	0902_QC200_231120	-	20/11/2023	W	X																	
2	0902_QC201_231120	-	20/11/2023	W	X																	
3	0902_QC202_231122	-	22/11/2023	W	X																	
4	0902_QC203_231122	-	22/11/2023	W	X																	
5	0902_QC204_231122	-	22/11/2023	S	X																	
6	0902_QC205_231123	-	23/11/2023	W	X																	
7	0902_QC206_231123	-	23/11/2023	W	X																	
8	0902_QC207_231123	-	23/11/2023	W	X																	
9	0902_QC208_231123	-	23/11/2023	W	X																	
10	0902_QC209_231124	-	24/11/2023	W	X																	
11	0902_QC210_231124	-	24/11/2023	S	X																	
12	0902_QC211_231124	-	24/11/2023	W	X																	
13	0902_QC212_231127	-	27/11/2023	S	X																	

☐ *Please tick the box if observed settled sediment present in water samples is to be included in the extraction and/or analysis*

Relinquished by (Company): AECOM	Received by (Company): ELS	*Lab Use Only*
Print Name: NICOLA TOMLIN	Print Name: RM	Job number: 238730 — Cooling: Ice / Ice pack / None
Date & Time: 27/11/23	Date & Time: 27/11/23 1430	Temperature: 3 — Security seal: Intact / Broken / None
Signature:	Signature:	TAT Req - SAME day / 1 / 2 / 3 / 4 / STD

Please send ESdat files to DERP.labreports@esdat.com.au and ensure that the files use the PROJECT NAME

Prepared for
Department of Defence
ABN: 68706814312

Sampling Event Factual Report, May 2024

PFAS OMP - RAAF Base Richmond

26-Jul-2024
Doc No. 20240726_OMP002_Richmond_SamplingEventFactualReport_Rev0

aecom.com

Delivering a better world

Sampling Event Factual Report, May 2024

PFAS OMP - RAAF Base Richmond

Client: Department of Defence

ABN: 68706814312

Prepared by

AECOM Australia Pty Ltd
T +61 1800 868 654 www.aecom.com
ABN 20 093 846 925

26-Jul-2024

Job No.: 60612562

AECOM in Australia and New Zealand is certified to ISO9001, ISO14001 and ISO45001.

Quality Information

Document	Sampling Event Factual Report, May 2024
Ref	60612562
Date	26-Jul-2024

Revision History

Rev	Revision Date	Details
A	19-Jul-2024	Draft
0	26-Jul-2024	Final

Table of Contents

List of Acronyms i
List of Units ii
1.0 Introduction 1
1.1 General 1
1.2 Objectives 1
2.0 Scope of Work 2
3.0 Deviations from the SAQP 4
4.0 Methodology 6
4.1 Sampling Methodology 6
4.2 Adopted Screening Criteria 8
4.3 Data Quality Objectives and Data Validation 9
5.0 Field Observations and Results 10
5.1 General Observations 10
5.2 Field Observations and Measurements 10
5.3 Summary of Analytical Results 12
5.3.1 Groundwater Analytical Results 12
5.3.2 Surface Water Analytical Results 13
5.3.3 Sediment Analytical Results 13
5.4 Historical Sampling Data 13
6.0 Summary and Next Sampling Events 14
6.1 Summary of Monitoring Event 14
6.2 Upcoming Sampling Events 15
7.0 References 17

Appendix A
Figures A

Appendix B
Tables B

Appendix C
Calibration Certificates C

Appendix D
Analytical Data Validation D

Appendix E
Laboratory Certificates E

List of Tables (in Text)

Table 1	Groundwater Sampling Locations	2
Table 2	Surface Water Sampling Locations	3
Table 3	Sediment Sampling Locations	3
Table 4	Deviations from SAQP (AECOM, 2024)	4
Table 5	Sampling Methodology	6
Table 6	Summary of Adopted Screening Criteria	8
Table 7	General Observations	10
Table 8	Field Observations and Measurements	10
Table 9	Deviations from Historical Dataset: Groundwater	12
Table 11	Summary of Sampling Event	14

List of Acronyms

Acronym	Term
ADWG	Australian Drinking Water Guidelines
AECOM	AECOM Australia Pty Ltd
AFFF	Aqueous Film Forming Foam
Defence	Department of Defence
DoH	Department of Health
DQI	Data Quality Indicator
DQO	Data Quality Objective
FSANZ	Food Standards Australia New Zealand
HEPA	Heads of Environment Protection Authority
LOR	Limit of Reporting
MW	Monitoring Well
NATA	National Analytical Testing Authority
NEMP	National Environmental Management Plan
NEPC	National Environment Protection Council
NEPM	National Environment Protection Measure
NHMRC	National Health and Medical Research Council
NSW	New South Wales
OMP	Ongoing Monitoring Plan
OMR	Ongoing Monitoring Report
ORP	Oxidation-reduction potential
PFAS	Per- and poly-fluoroalkyl substances
PFHxS	Perfluorohexane sulfonic acid
PFOA	Perfluorooctanoic acid
PFOS	Perfluorooctane sulfonic acid
PMAP	PFAS Management Area Plan
QA/QC	Quality Assurance and Quality Control
RPD	Relative Percentage Difference
SAQP	Sampling and Analysis Quality Plan
SD	Sediment
SW	Surface Water
TOC	Top of Casing

List of Units

Units	Term
°C	Degrees Celsius
µg/L	Micrograms per Litre
µS/cm	Micro Siemen per centimetre
g	Gram
km	Kilometre
L	Litre
m	Metre
mAHD	Metres Australian Height Datum
mbgl	Metres below ground level
mbTOC	Metres below Top of Casing
mg/kg	Milligrams per kilogram
mg/L	Milligrams per Litre
mV	Millivolts

1.0 Introduction

1.1 General

AECOM Australia Pty Ltd (AECOM) has been engaged by the Department of Defence (Defence) to implement the per- and poly-fluoroalkyl substances (PFAS) Ongoing Monitoring Plan (OMP) at the RAAF Base Richmond (the 'Site', Site ID 0902) in New South Wales (NSW). The location of the Site and Management Area is shown in **Figure F1** in **Appendix A**.

The OMP (Defence, 2019a) outlines the sampling requirements for the Site and off-Site areas within the Management Area.

Following each sampling event, a factual sampling event report is prepared. An Ongoing Monitoring Report will be prepared following the completion of each 12-month sampling period.

This Sampling Event Factual Report has been prepared to report the results of the May 2024 biannual sampling event, specifically highlighting first-time detections and/or new exceedances of human health or ecological screening criteria for the sum of Perfluorooctane sulfonic acid (PFOS) and Perfluorohexane sulfonic acid (PFHxS) (herein referred to as PFOS+PFHxS), PFOS and/or Perfluorooctanoic acid (PFOA).

This report has been prepared in accordance with the Defence *PFAS OMP Factual Report Guidance* issued in May 2021 (Defence, 2021).

1.2 Objectives

The objectives were to:

- implement the OMP (Defence, 2019a) prepared based on information available at the time of writing and relied on findings of the Detailed Environmental Investigations, risk assessment and strategic management of risks assessed in the PFAS Management Area Plan (PMAP) (Defence, 2019b); and
- collect data that will enable Defence to maintain an up to date understanding of the distribution, concentration, transport, and transformation of PFAS.

The data will assist in the timely identification of risks and inform Defence's approach to the management of PFAS, including updates and revisions to the PMAP (Defence, 2019b).

The objective of this phase of works was to implement the scope of works for the May 2024 biannual sampling event in accordance with the Sampling and Analysis Quality Plan (SAQP) (AECOM, 2024).

2.0 Scope of Work

The scope of works was completed in general accordance with the SAQP (AECOM, 2024), as follows:

- obtain permission (where required) to conduct works at the Site, off-Site publicly accessible areas and at private properties
- gauging of groundwater levels in monitoring wells prior to collection of samples
- groundwater sampling and collection of water quality parameters at 74 of 83 scheduled monitoring wells (refer to **Table 1** below and **Figure F2** in **Appendix A** for specific locations)
- surface water sampling and collection of water quality parameters at 21 of 23 scheduled surface water locations (refer to **Table 2** below and **Figure F3** in **Appendix A** for specific locations)
- sediment sampling at 20 of 22 scheduled sediment locations (refer to **Table 3** below and **Figure F4** in **Appendix A** for specific locations)
- collection of field intra-laboratory duplicate samples at a rate of 1 in 10 primary samples
- collection of field inter-laboratory duplicate samples at a rate of 1 in 10 primary samples
- collection of rinsate blank samples at a rate of 1 per day of sampling per piece of equipment which is decontaminated and re-used between sampling locations
- analysis of samples for PFAS suite at the standard limit of reporting (LOR)
- data management of the OMP field and laboratory data in Defence ESdat database
- preparation of this Sampling Event Factual Report.

The deviations from the scheduled scope of works are discussed in detail in **Section 3.0**.

Note: due to privacy considerations, selected monitoring locations are unable to be shown on the figures in **Appendix A**.

Table 1 Groundwater Sampling Locations

Area	Description	Sampling Location	Total
On-Site	West of Site (including Airfield Former Fire Ground/Training Ground)	MW008, MW009, MW010, MW040, MW041	5
	Airfield Foam Cannon Testing Area and Surrounds	MW030, MW053, MW054, MW056, MW057, MW058, MW059, MW107D, MW107I, MW108	10
	Airfield Flight Line (including Fire Station, Building 291)	MW007, MW024, MW025, MW026, MW027*, MW028, MW042, MW043	8
	Site Infrastructure (including Hangar 54)	MW045, MW046, MW060, MW061, MW062, MW063, MW064, MW065, MW066, MW067, MW068, MW069, MW070, MW071	14
	East of Site (including Tanker Parking Area and Former Fuel Farm 1)	MW047, MW048, MW050, MW051, MW052, MW072, MW073, MW074	8
	Sewage Treatment Plant and Surrounds	MW020, MW021, MW022, MW023, MW036, MW109, MW110	7
	Fuel Farm 2	MW032, MW033, MW034	3
	Rickabys Drop Zone	MW001, MW002, MW004, MW005, MW012*, MW013*, MW014*, MW015, MW016, MW017, MW111, MW112, MW113, MW114	14

Area	Description	Sampling Location	Total
Off-Site	West of Site	MW075, MW076, MW077, MW078, MW081	5
	North-west of Site	MW079, MW080*, MW082*, MW106	4
	North-east of Site	MW143 and MW144	2
	East of Site	MW086*, MW091*, MW092*	3
Total			**83**

* Location not sampled

Table 2 Surface Water Sampling Locations

Area	Description	Sampling Location	Total
On-Site	North-west of Site (including STP discharge point)	SW001, SW002, SW003, SW037	4
	North-east of Site (including tributary of Rickabys Creek)	SW005, SW007, SW014	3
	East of Site (including Rickabys Creek)	SW008, SW009, SW011, SW013	4
Off-Site	West of Site	SW022, SW024, SW035	3
	North of Site	SW015, SW016, SW081*, **SW085***	4
	East of Site	SW018, SW019, SW023, SW030	4
	South of Site	SW020	1
Total			**23**

* Location not sampled
Bold text denotes private property location

Table 3 Sediment Sampling Locations

Area	Description	Sampling Location	Total
On-Site	North-west of Site (including STP discharge point)	SD001, SD002, SD003	3
	North-east of Site (including tributary of Rickabys Creek)	SD005, SD007, SD014	3
	East of Site (including Rickabys Creek)	SD008, SD009, SD011, SD013	4
Off-Site	West of Site	SD022, SD024, SD035	3
	North of Site	SD015, SD016, SD081*, **SD085***	4
	East of Site	SD018, SD019, SD023, SD030	4
	South of Site	SD020	1
Total			**22**

* Location not sampled
Bold text denotes private property location

3.0 Deviations from the SAQP

The May 2024 biannual sampling event was completed in general accordance with the SAQP (AECOM, 2024) with the exception of the deviations outlined in **Table 4** below.

Table 4 Deviations from SAQP (AECOM, 2024)

SAQP Deviation	Comment / Justification	Impact on Dataset
Samples, as well as associated gauging data and water quality parameters, were not collected from nine of the 83 scheduled groundwater sampling locations.	Groundwater monitoring wells MW012, MW013 and MW014 could not be located/accessed due to flooding in the area and thick vegetation, and therefore could not be gauged and sampled during this event.	The lack of gauging and sampling data at these locations is not considered to have a significant impact on the existing data or represent a significant data gap, as other representative nearby or boundary monitoring wells in the Rickabys Drop Zone (MW015, MW017, MW001, MW002) were able to be gauged and sampled.
	Groundwater monitoring well MW027 could not be located and is likely lost, and therefore could not be gauged and sampled during this event. The well was previously covered by a stockpile associated with construction works in the area.	The lack of gauging and sampling data at this location is not considered to have a significant impact on the existing data or represent a significant data gap, as other nearby monitoring wells with similar construction depths (MW026 located in the Airfield Flight Line Area and MW034 located in the Fuel Farm 2 Area, on-Site) were able to be gauged and sampled.
	Groundwater monitoring wells MW080 and MW082 could not be located and therefore could not be gauged and sampled during this event. MW082 was covered by new road base and is considered to be lost/destroyed. It is noted that AECOM investigated two alternative locations (MW083 and MW084) to be sampled in place of monitoring well MW082, due to their proximity and similar well construction. However, both these monitoring wells could not be located, likely also covered and lost as a result of the road widening works in the area.	The lack of gauging and sampling data at these locations presents a potential data gap in the off-Site coverage of the up-hydraulic extent of the identified PFAS groundwater plume.
	Groundwater monitoring well MW086, MW091 and MW092 were covered by the remnants of a soil stockpile (MW086) or by new road base (MW091 and MW092), and therefore could not be gauged and sampled during this event. These locations are considered to be lost/destroyed.	The lack of gauging and sampling data at these locations represents a potential data gap in the understanding of PFAS concentrations cross-gradient (east) of the Site.

SAQP Deviation	Comment / Justification	Impact on Dataset
Samples, as well as associated water quality parameters, were not collected from two of the 23 scheduled surface water locations.	Surface water location SW081 was inaccessible, due to the road closure and rectification works in the area and could not be sampled during this event. It is noted that the impacted road was temporarily accessible during the previous sampling event in November 2023, and access may change during future events. Surface water location SW085 was observed to be dry and not representative of Bakers Lagoon water body. Therefore, no sample was collected.	The lack of sampling data for surface water locations targeting Bakers Lagoon continues to present a data gap in the understanding of PFAS migration from Bakers Lagoon to the Hawkesbury River.
Samples, as well as associated field data, were not collected from two of the 22 scheduled sediment locations.	Sediment locations SD081 was inaccessible, due to the road closure and rectification works in the area and could not be sampled during this event. It is noted that the impacted road was temporarily accessible during the previous sampling event in November 2023, and access may change during future events. No sediment was observed at location SD085; therefore no sample was collected.	The lack of sampling data for sediment locations targeting Bakers Lagoon continues to present a data gap in the understanding of PFAS migration from Bakers Lagoon to the Hawkesbury River. .

4.0 Methodology

4.1 Sampling Methodology

The methodology used for the May 2024 biannual sampling event was completed in general accordance with the SAQP (AECOM, 2024) and is summarised in **Table 5** below.

Table 5 Sampling Methodology

Item	Details
Groundwater gauging	The depth to groundwater was measured in each monitoring well immediately prior to collection of groundwater samples using an interface probe. Measurements of depth to groundwater were undertaken using an interface probe, which was tested by the supplier to ensure the instrument was fully operational prior to despatch and use. The equipment supplier records are provided in **Appendix C**.
Water quality parameters	Temperature, electrical conductivity, dissolved oxygen, oxidation- reduction potential (ORP), pH and observations of water quality were recorded for groundwater and surface water samples. Water quality parameters were collected ex-situ using a calibrated water quality meter. The equipment supplier and field calibration records are provided in **Appendix C.**
Sampling methodology	**Groundwater Monitoring Wells** Groundwater samples were collected from monitoring wells using a no-purge methodology with HydraSleeves™ which were installed within the screened interval of the wells and avoiding placing the base of the HydraSleeves™ at the base of the monitoring well, where a build-up of sediment may be present. The installation depth of the HydraSleeves™ was recorded (as HydraSleeve™ collar depth in metres below top of casing (mbTOC)). HydraSleeves™, with bottom weights only, were installed / deployed in monitoring wells for a minimum of 4 hours prior to sampling, to allow re-stabilisation of the well following disturbance. For this event, all the HydraSleeves™ were installed during the previous sampling event in November 2023 as well as this sampling event in May 2024. HydraSleeves™ were found to be ripped, removed or not deployed/dry in the following monitoring wells: MW041, MW058, MW061, MW064, MW073. At these locations AECOM installed HydraSleeves™ and returned after a minimum of 4 hours to collect the groundwater samples. **Surface Water** Surface water samples were collected from either mid-way through the water column or approximately 0.5 m below the surface (if possible) using a 'grab' sample method, without disturbing the bottom of the surface water body and without capturing any surface film, to minimise collection of sediment, or floating materials in the samples. At each location, new laboratory supplied containers were lowered into the water with the caps immediately applied once the containers were full. Where sampling points were not able to be accessed safely, surface water samples were collected with use of a sampling pole. Description of each sampling location were recorded (including physical setting, flow observations, presence of sheen or foam etc.).

Item	Details
	Sediment Sediment samples were collected from a depth representative of potentially deposited sediments and collected from within the water body, using a hand trowel to a maximum depth of 0.3 m below the sediment surface. A new laboratory supplied container was used at each location for collection of samples, and any reusable sampling equipment utilised was de-contaminated between locations. Description of each sampling location and the sample material was recorded.
QA/QC Samples	A Quality Assurance and Quality Control (QA/QC) program was implemented for the sampling and analysis program in order to obtain representative data and assess the reliability of the data obtained. To facilitate the QA/QC program the following sample types were obtained during the sampling program: • *Intra-laboratory duplicates* collected at a rate of 1 in 10 primary samples. The relative percentage difference (RPD) should be less than 30%, or less than 50% if results are less than 20 times the LOR. Higher RPDs may also be acceptable if results are less than 10 times the LOR. • *Inter-laboratory duplicates* collected at a rate of 1 in 10 primary samples. The RPD should be less than 30%, or less than 50% if results are less than 20 times the LOR. Higher RPDs may also be acceptable if results are less than 10 times the LOR. • *Rinsate blanks* collected at a frequency of one per set of sampling equipment per day where equipment was reused between locations. Analytical results should be below the laboratory LOR. For this May 2024 biannual sampling event, the QA/QC samples included: • 16 x intra-laboratory duplicates (10 groundwater, 3 surface water, 3 sediment), which met the target frequency based on the analysis of 95 primary water and 20 primary water samples • 16 x inter-laboratory duplicates (10 groundwater, 3 surface water, 3 sediment), which met the target frequency based on the analysis of 95 primary water and 20 primary water samples • 9 x rinsate blanks, which met the target frequency. The data validation assessment is presented in **Appendix D**.
Sample analysis	Samples were submitted for analysis to the primary and secondary laboratories for PFAS suite at the standard LOR. ALS Environmental (ALS) Sydney, NSW was used as the primary laboratory. Envirolab Services (Envirolab) Sydney, NSW was used as the secondary laboratory. ALS and Envirolab methods for analyses were certified by the National Association of Testing Authorities (NATA). A summary of the laboratory results is presented in **Section 5.0** and the laboratory certificates are presented in **Appendix E**.

4.2 Adopted Screening Criteria

Guidance documents used to assess the dataset include the following:

- Heads of EPAs Australia and New Zealand (HEPA) 2020. *PFAS National Environmental Management Plan 2.0*. January 2020.
- Department of Health (DoH), 2017. *Health Based Guidance Values for PFAS for use in site investigations in Australia*. April 2017.
- Food Standards Australia New Zealand (FSANZ), 2017. *Supporting Document 1: Hazard assessment report – Perfluorooctane Sulfonate (PFOS), Perfluorooctanoic Acid (PFOA), Perfluorohexane Sulfonate (PFHxS).*
- National Health and Medical Research Council (NHMRC), 2019. *Guidance on PFAS in Recreational Water.* August 2019.
- National Environment Protection Council (NEPC), 2013. *Schedule B1. National Environment Protection (Assessment of Site Contamination) Measure 1999 (as amended 2013) Schedule B1 Guideline on Investigation Levels for Soil and Groundwater.*

The adopted PFAS screening criteria to assess the data generated as part of the OMP are presented in **Table 6** below.

It is noted that, at the time of preparing this report, the PFAS NEMP (HEPA, 2020) did not provide any screening criteria for PFAS in sediments.

Table 6 Summary of Adopted Screening Criteria

Media	Pathway	Compound	Criteria	Comment/Reference
Human Health Receptors				
Water – Groundwater	Drinking water	PFOS + PFHxS	0.07 µg/L	The values presented in the PFAS NEMP (HEPA, 2020) are from DoH (2017), which published final health-based guidance values for PFAS for use in site investigations in Australia. DoH utilised the Tolerable Daily Intake for PFOS and PFOA from FSANZ (2017) and the methodology described in Chapter 6.3.3 of the NHMRC's Australian Drinking Water Guidelines (ADWG) (2022) to determine drinking water values. For PFHxS, DoH (2017) noted that '*FSANZ concluded that there was not enough toxicological and epidemiological information to justify establishing a tolerable daily intake. However, as a precaution, and for the purposes of site investigations, the PFOS tolerable daily intake should apply to PFHxS. In practice, this means that the level of PFHxS exposure should be added to the level of PFOS exposure; and this combined level be compared to the tolerable daily intake for PFOS*'. *All groundwater results were compared to these criteria.*
		PFOA	0.56 µg/L	

Media	Pathway	Compound	Criteria	Comment/Reference
Water – Surface Water	Recreational use	PFOS + PFHxS	2 µg/L	In August 2019, NHMRC's water quality advisory recommended an alternative methodology to calculate recreational guideline values. Instead of basing it on an ingestion rate of 0.2 L of water per day (as per the ADWG formula), NHMRC adjusted this rate with consideration of an event frequency (150 events/year) to calculate an annual ingestion rate of 30 L per year. These values were adopted in the PFAS NEMP (HEPA, 2020). *All surface water results were compared to these criteria.*
		PFOA	10 µg/L	
Ecological Receptors				
Water – Groundwater and Surface Water	Freshwater	PFOS	0.00023 µg/L	The values are from the PFAS NEMP (HEPA, 2020) which endorsed the Australian and New Zealand Guidelines for Fresh and Marine Water Quality. The 99% species protection level (for freshwater and interim marine) has been applied for high value conservation systems. This approach is generally adopted for chemicals that bioaccumulate and biomagnify in wildlife. It is proposed that the laboratory LOR is adopted for the purposes of preliminary screening of analytical water results, rather than sole use of the criteria value. *All groundwater and surface water results were compared to these criteria.*
		PFOA	19 µg/L	

4.3 Data Quality Objectives and Data Validation

The data quality objectives (DQOs) and data quality indicators (DQIs) adopted for these works are presented in the SAQP (AECOM, 2024). Data validation assessment is provided in **Appendix D**.

Data validation procedures employed in the assessment of the field and laboratory Quality Assurance and Quality Control data, completed as per Section 3.2 of the SAQP, indicated that the reported analytical results are representative of the sample locations and that the overall quality of the analytical data produced is acceptably reliable (i.e. >95% of the data were suitable for use and DQIs passed acceptance criteria) for the purpose of the factual report.

All data collected during the monitoring period had been reviewed and uploaded to the Defence ESdat database in accordance with the Defence Contamination Management Manual requirements.

5.0 Field Observations and Results

5.1 General Observations

The weather conditions and general observations (including activities that may impact the monitoring program) recorded during the May 2024 biannual sampling event completed between 20 and 28 May 2024 (and on 13 and 14 June 2024) are summarised in **Table 7** below.

Table 7 General Observations

Items	Observations
Weather Conditions	During the sampling event, the weather was recorded to be mostly dry and temperate, with maximum daily temperatures between 15.1˚C (on 14 June 2024) and 21.3 ˚C (on 28 May 2024) and 0.4 mm of cumulative rainfall recorded at Richmond (Richmond RAAF, Station 067105) (Bureau of Meteorology, 2024).
Estate Management Works, Training Activities and/or Construction Works.	Road rectification and road widening works being carried out by Hawkesbury Council along Cornwallis Road and Cornwells Lane were in part complete and in part ongoing during this sampling event, and prevented access to a number of sampling locations (SW081/SD081) as well as likely resulting in the loss of several monitoring wells in the network, covered by the new road base or compacted remnants of soil stockpiles (MW082, MW086, MW091 and MW092). Construction works being carried out by Duratec Australia to update the aircraft underground fuel lines have now been completed and resulted in the loss of monitoring well MW027, which appeared to be covered by the remnants of a soil stockpile. Furthermore, the Rickabys Drop Zone was not accessible during the planned sampling event in May 2024, due to a prolonged and higher frequency of parachuting and training activities taking place in the area. Access to the Drop Zone was granted in mid-June to complete sampling of groundwater, surface water and sediment locations in the area.

5.2 Field Observations and Measurements

The observations and measurements recorded during the field activities for the May 2024 biannual sampling event are summarised in **Table 8** below.

Table 8 Field Observations and Measurements

Item	Description
Monitoring Well Network Condition	The wells sampled were observed to be in good condition with the exception of the following: • MW008, MW009, MW010, MW016, MW051, MW052, MW058, MW059: the monument lids were damaged; however, the wells were still serviceable. • MW015: the base of well may be slightly sedimented; sediment was noted on the tip of the interface probe while gauging. • MW040: the gatic lid was unable to be closed due to the height of the casing; however, the J-cap was secured. • MW053, MW060, MW062: the gatic lid bolts were missing, and were replaced. • MW063: the gatic lid bolts were concreted into the lid; however, the well was still accessible.

Item	Description
	• MW073: the J-cap was not secured and was found beside the well with the connected HydraSleeve™. There is potential for water to have entered the well prior to this visit. It is noted that the analytical results from this monitoring event, while reporting some new maximum concentrations, are generally consistent with the historical dataset. • MW112: the well gatic was full of water above top of casing (TOC). The water was removed prior to opening the well and sampling. Groundwater in the casing was to TOC level. • MW012, MW013, MW014, MW027, MW080, MW082, MW086, MW091 and MW092 were unable to be accessed or located.
Water Observations	No visible signs of contamination were observed in groundwater and surface water at the locations sampled. A biosheen was noted at surface water locations SW003, SW014 and SW023. Sulphurous odours were noted at four groundwater locations (MW008, MW040, MW066 and MW072). Organic odours were noted at five groundwater locations (MW015, MW022, MW052, MW074, MW075) and at one surface water location (SW014).
Depth to Groundwater and Flow Direction	Depth to groundwater ranged from 0.000 (MW112) to 17.195 (MW054) mbTOC. Groundwater elevation ranged from 4.119 (MW143) and 15.695 (MW071) metres Australian Height Datum (mAHD). Groundwater gauging data is presented in **Table T1** in **Appendix B**. The inferred groundwater flow direction for the regional shallow (unconfined) aquifers (upper unit of the Clarendon Formation and Lowlands Formation Aquifer) is to the northeast towards the Hawkesbury River (refer to **Figure F5** in **Appendix A**), which was generally consistent with previous flow directions. Note that gauging data from a number of groundwater monitoring wells were omitted from the contour plan, due to the following reasons: • MW070 and MW071: installed with screens targeting the underlying lower unit of the Clarendon Formation • MW001, MW002, MW004, MW005, MW015, MW016, MW017, MW111, MW112, MW113, MW114: these wells in the Rickabys Drop Zone were inaccessible during the first planned mobilisation and were accessed and gauged more than two weeks later in mid-June. Nonetheless, all groundwater elevation values from the sampling period are presented in **Figure F5** in **Appendix A.**
Water Quality Parameters	Groundwater and surface water quality parameters were measured during the collection of water samples. The readings are presented in **Table T2** and **Table T3** in **Appendix B** and are summarised below: **Groundwater Quality Parameters** • Dissolved oxygen ranged from 0.10 mg/L (MW021) to 5.75 mg/L (MW025) indicating poorly to moderately oxygenated conditions. • Electrical conductivity ranged from 8.15 µS/cm (MW023) to 9,653 µS/cm (MW005) indicating fresh to saline conditions. • pH ranged from 5.92 (MW060) to 7.69 (MW028) indicating moderately acidic to neutral conditions. • ORP (corrected) ranged from 14.7 mV (MW052) to 350.8 mV (MW036) indicating reducing to mildly oxidising conditions.

Item	Description
	• Temperature ranged from 13.6˚C (MW036) to 22.4˚C (MW032). **Surface Water Quality Parameters** • Dissolved oxygen ranged from 1.56 mg/L (SW003) to 11.45 mg/L (SW011) indicating poorly to well oxygenated conditions. • Electrical conductivity ranged from 20.6 µS/cm (SW003) to 1,483 µS/cm (SW015) indicating fresh to brackish conditions. • pH ranged from 6.5 (SW014) to 7.7 (SW001) indicating near neutral conditions. • ORP (corrected) ranged from 174.4 mV (SW014) to 342.3 mV (SW035) indicating moderately reducing/oxidising conditions. • Temperature ranged from 10.6˚C (SW014) to 19.1˚C (SW018).
Sediment Observations	Sediment sampled and logged during this monitoring event comprised silty sand, silty clay and clay materials with varying amounts of organic material (mostly roots). No anthropogenic inclusions or staining were observed. Organic odours were noted at three sediment locations (SD015, SD018 and SD023). Refer to in **Table T4** in **Appendix B** for a summary of sediment classifications and observations.

5.3 Summary of Analytical Results

5.3.1 Groundwater Analytical Results

The PFAS groundwater analytical results from this sampling event are presented in **Table T5** in **Appendix B**. In summary, 74 primary groundwater samples were analysed for PFAS compounds, with concentrations of:

- PFOS+PFHxS, PFOS and/or PFOA reported above laboratory LOR in 67 primary samples.
- PFOS+PFHxS and/or PFOA exceeding the adopted human health (drinking water) screening criteria in 57 primary samples.
- PFOS and/or PFOA exceeding the adopted ecological screening criteria in 60 primary samples.

Deviations from the historical dataset are reported in **Table 9** and graphically on **Figure F6** in **Appendix A**.

Table 9 Deviations from Historical Dataset: Groundwater

Deviation Type	Groundwater sampling location	PFOS+PFHxS (µg/L)		PFOA (µg/L)		PFOS (µg/L)	
		May 2024	Previous maximum	May 2024	Previous maximum	May 2024	Previous maximum
First-time detections of PFOS+PFHxS PFOS and/or PFOA in groundwater	MW054	There were no first-time detections in the dataset.		0.02	<LOR	There were no first-time detections in the dataset.	
New exceedance of the NEMP (HEPA, 2020) drinking water	n/a	There were no new exceedances of the NEMP Human Health Screening Criteria in the dataset.		There were no new exceedances of the NEMP Human Health Screening Criteria in the dataset.		There are no applicable NEMP Human Health Screening Criteria.	

Deviation Type	Groundwater sampling location	PFOS+PFHxS (µg/L)		PFOA (µg/L)		PFOS (µg/L)	
		May 2024	Previous maximum	May 2024	Previous maximum	May 2024	Previous maximum
guidelines in groundwater							
New exceedance of the NEMP (HEPA, 2020) Freshwater 99% guidelines in groundwater	n/a	There are no applicable NEMP Ecological Screening Criteria (99%).		There were no new exceedances of the NEMP Ecological Screening Criteria in the dataset.		There were no new exceedances of the NEMP Ecological Screening Criteria in the dataset.	
Legend							
Blue Shading	Blue shading indicates sampling location with first-time detection of PFOS+PFHxS, PFOS and/or PFOA						
Yellow Shading	Yellow shading indicates sampling location with new exceedance of NEMP Human Health and/or Ecological Screening Criteria						

5.3.2 Surface Water Analytical Results

The PFAS surface water analytical results from this sampling event are presented in **Table T6** in **Appendix B**. In summary, 21 primary surface water samples were analysed for PFAS compounds, with concentrations of:

- PFOS+PFHxS, PFOS and/or PFOA reported above laboratory LOR in 19 primary samples.
- PFOS+PFHxS and/or PFOA exceeding the adopted human health (recreational use) screening criteria in 4 primary samples.
- PFOS and/or PFOA exceeding the adopted ecological screening criteria in 18 primary samples.

There were no first-time detections, or new exceedances of the adopted human health or ecological screening criteria for PFOS+PFHxS, PFOS and/or PFOA, in the surface water samples analysed.

5.3.3 Sediment Analytical Results

The PFAS sediment analytical results from this sampling event are presented in **Table T7** in **Appendix B**. In summary, 20 primary sediment samples were analysed for PFAS compounds, with concentrations of PFOS+PFHxS, PFOS and/or PFOA reported above laboratory LOR in 18 primary samples.

There were no first-time detections for PFOS+PFHxS, PFOS and/or PFOA, in the sediment samples analysed.

5.4 Historical Sampling Data

Historical groundwater, surface water and sediment sampling data are presented in **Table T8**, **Table T9** and **Table T10** (respectively) in **Appendix B**.

6.0 Summary and Next Sampling Events

6.1 Summary of Monitoring Event

The May 2024 biannual sampling event was completed between 20 and 28 May 2024 (and on 13 and 14 June 2024). The findings and the recommended actions are summarised in **Table 10** below.

Table 10 Summary of Sampling Event

Item	Comment	Recommended Action
Access to sampling locations	The following were accessed and able to be sampled: • 74 groundwater locations • 21 surface water locations • 20 sediment locations	Nil.
Locations unable to be located, inaccessible or dry	Three monitoring wells (MW012, MW013 and MW014) were not able to be located or accessed due to flooding in the area and thick vegetation. Two monitoring wells (MW027 and MW086) were not able to be accessed as they were covered by remnant stockpile material associated with construction works completed in two distinct areas. One monitoring well (MW080) was unable to be located under dense grass cover. Three monitoring wells (MW082, MW091 and MW092) were not able to be accessed as they were covered by new road base, due to road rectification and widening works in the area. One co-located surface water and sediment location (SW081/SD081) was not able to be accessed due to road closures for road rectification works in the area. One co-located surface water and sediment location (SW085/SD085) was dry and therefore not analysed. AECOM considers that the new location accessed appeared to be dry during prolonged dry periods and therefore there is no connectivity with Bakers Lagoon during these dry periods.	Attempt to locate and access MW012, MW013, MW014, MW080, SW081 and SD081 during the next scheduled sampling event. AECOM also recommends that: • MW027 be replaced or removed from the OMP scope • MW082 be replaced in the OMP scope by a new monitoring • MW086, MW091 and MW092 be replaced in the OMP scope by alternative (or new) locations in the well network • SW/SD085 replaced or removed from the OMP scope.

Item	Comment	Recommended Action
Monitoring well network condition	The monitoring wells that were able to be accessed and sampled were noted to be in good condition, with the exception of the following observations: • Damaged monument lids (MW008, MW009, MW010, MW016, MW051, MW052, MW058, MW059) • Potentially sedimented well base (MW015) • Unsecured gatic lid (MW040) • Missing gatic lid bolts, which were replaced (MW053, MW060, MW062) • Concreted gatic lid bolts, with well still accessible (MW063) • Unsecured gatic J-cap with potential to have experienced water ingress (MW073) • Well gatic full of water above TOC, which was drained prior to opening the well (MW112)	AECOM recommends revisiting and re-assessing locations with minor damages to monument lids and gatics during the next scheduled sampling event, to ensure there is no impact to sampling.
Analytical Results	74 groundwater primary samples, 21 surface water primary samples and 20 sediment primary samples were analysed.	Locations will be sampled again during the next scheduled sampling event to continue to monitor concentrations over time.
First-time detections of PFOS+PFHxS, PFOS and/or PFOA	One monitoring well (MW054) reported first-time detections of PFOS+PFHxS, PFOS and/or PFOA. No surface water or sediment samples reported first-time detections of PFOS+PFHxS, PFOS and/or PFOA.	Locations will be sampled again during the next scheduled sampling event to continue to monitor concentrations over time.
New exceedance of adopted human health screening criteria	No groundwater or surface water locations sampled reported new exceedances of the adopted human health screening criteria for PFOS+PFHxS and/or PFOA.	Locations will be sampled again during the next scheduled sampling event to continue to monitor concentrations over time.
New exceedance of adopted ecological screening criteria	No groundwater or surface water locations sampled reported new exceedances of the adopted ecological screening criteria for PFOS and/or PFOA.	Locations will be sampled again during the next scheduled sampling event to continue to monitor concentrations over time.

6.2 Upcoming Sampling Events

The next OMP sampling event is scheduled for November 2024.

6.3 Upcoming Ongoing Monitoring Report

The data from this May 2024 biannual sampling event will be included in the next Ongoing Monitoring Report, which would capture data from July 2023 to June 2024.

7.0 References

AECOM, 2018. *Detailed Site Investigation – RAAF Base Richmond – PFAS Investigation*. 13 June 2018.

AECOM, 2024. *Sampling and Analysis Quality Plan, PFAS OMP – RAAF Base Richmond.* Revision M, 13 May 2024.

Australian and New Zealand Guidelines, 2018. *Australian and New Zealand Guidelines for Fresh and Marine Water Quality.*

BOM, 2024. Climate Data Online. Rainfall data, weather station 067105. http://www.bom.gov.au/climate/data/ [Accessed 18 July 2024].

Department of Defence, 2018. *Contamination Management Manual – Annex L Data Management*. August 2018, Amended June 2021.

Department of Defence, 2019a. *PFAS Ongoing Monitoring Plan, Royal Australian Air Force (RAAF) Base Richmond*. August 2019.

Department of Defence, 2019b. *PFAS Management Area Plan, Royal Australian Air Force (RAAF) Base Richmond*. August 2019.

Department of Defence, 2021. *PFAS OMP Factual Report Guidance*. May 2021.

Department of Health (DoH), 2017. *Health Based Guidance Values for PFAS for use in site investigations in Australia*. April 2017.

FSANZ, 2017. *Supporting Document 1: Hazard assessment report – Perfluorooctane Sulfonate (PFOS), Perfluorooctanoic Acid (PFOA), Perfluorohexane Sulfonate (PFHxS).*

Heads of EPAs Australia and New Zealand (HEPA) 2020. *PFAS National Environmental Management Plan 2.0*. January 2020.

National Health and Medical Research Council (NHMRC), 2011. *Australian Drinking Water Guidelines 6, 2011. Version 3.7 Updated January 2022*. January 2022.

National Health and Medical Research Council (NHMRC), 2019. *Guidance on PFAS in Recreational Water.* August 2019.

National Environment Protection Council (NEPC), 2013. *Schedule B1. National Environment Protection (Assessment of Site Contamination) Measure 1999 (as amended 2013) Schedule B1 Guideline on Investigation Levels For Soil and Groundwater.*

NEPC, 2013. *Schedule B2. National Environment Protection (Assessment of Site Contamination) Measure 1999 (as amended 2013) Schedule B2 Guideline on Site Characterisation*.

NEPC, 2013. *Schedule B4. National Environment Protection (Assessment of Site Contamination) Measure 1999 (as amended 2013) Schedule B4 Guideline on Site-Specific Health Risk Assessment Methodology*.

NEPC, 2013. *Schedule B7. National Environment Protection (Assessment of Site Contamination) Measure 1999 (as amended 2013) Schedule B7 Guideline on Derivation of Health-Based Investigation Levels*.

Standards Australia (AS 4482.1-2005) *Guide to the sampling and investigation of potentially contaminated soil. Part 1: Non-volatile and semi-volatile compounds*

Standards Australia 1998. AS/NZ 5667:1998 *Water quality – sampling*

Appendix A

Figures

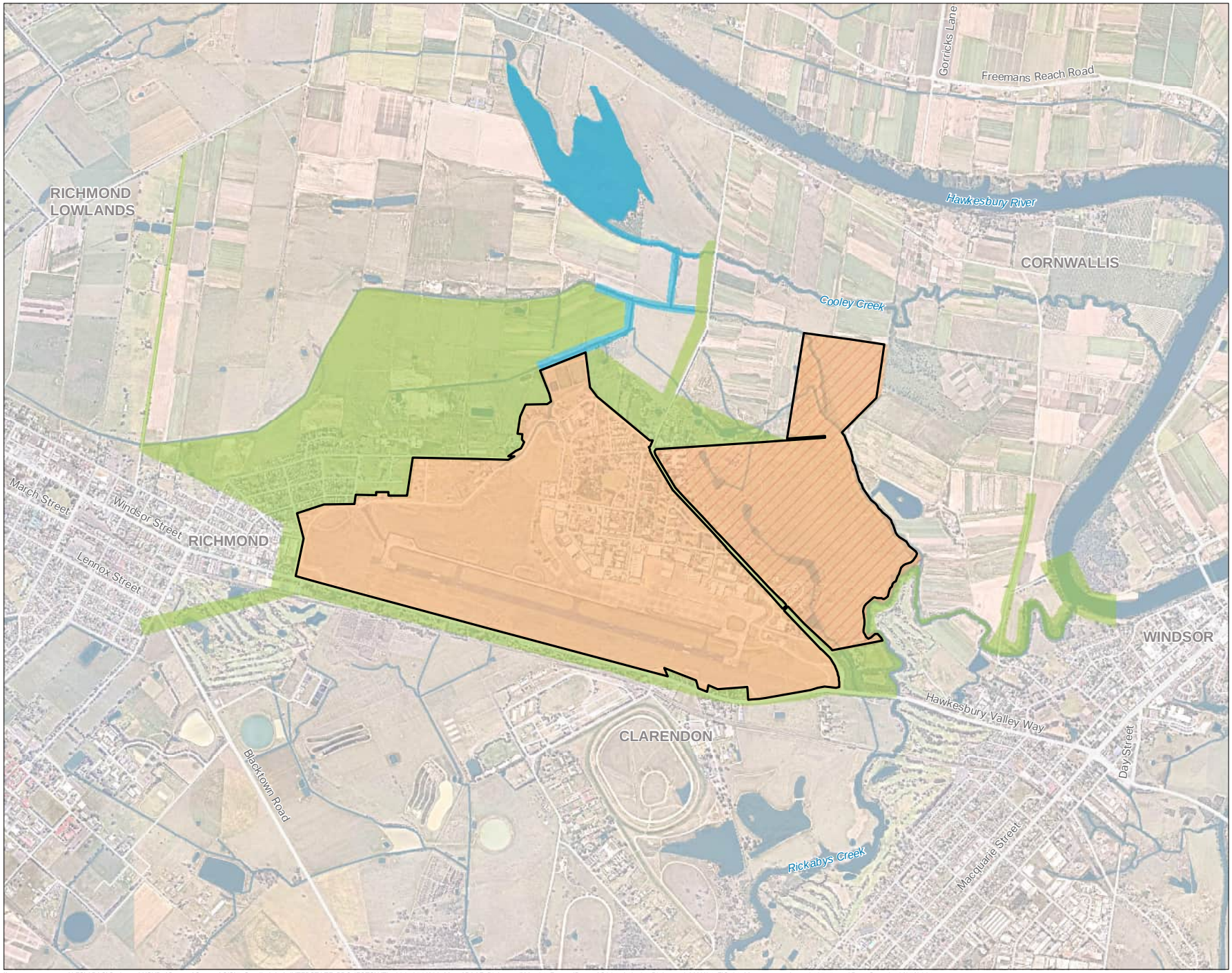

AECOM

N

0 300 600 m

Legend

- Site Boundary
- Bakers Lagoon Management Area
- Offsite Management Area
- Onsite Management Area
- Rickabys Drop Zone

FIGURE 1:
MANAGEMENT AREAS

PROJECT NAME:
PFAS OMP
REPORT NAME:
Sampling Event Factual Report
May 2024
RAAF Base Richmond (0902)
CLIENT NAME:
Department of Defence
PROJECT NUMBER:
60612562

Copyright: Copyright in material relating to the base layers (contextual information) on this page is licensed under a Creative Commons, Attribution 4.0 International licence © Department of Finance, Services & Innovation 2019, (Digital Cadastral Database and/or Digital Topographic Database).

The terms of Creative Commons Attribution 4.0 International License (CC BY 4.0) are available from https://creativecommons.org/licenses/by/4.0/legalcode (Copyright Licence)

Neither AECOM Australia Pty Ltd (AECOM) nor the Department of Finance, Services & Innovation make any representations or warranties of any kind, about the accuracy, reliability, completeness or suitability or fitness for purpose in relation to the content (in accordance with clause 5 of the Copyright Licence). AECOM has prepared this document for the sole use of its Client based on the Client's description of its requirements having regard to the assumptions and other limitations set out in this report.

Source:
Department of Finance, Services and Innovation, 2019
Imagery @ Nearmap, 2019

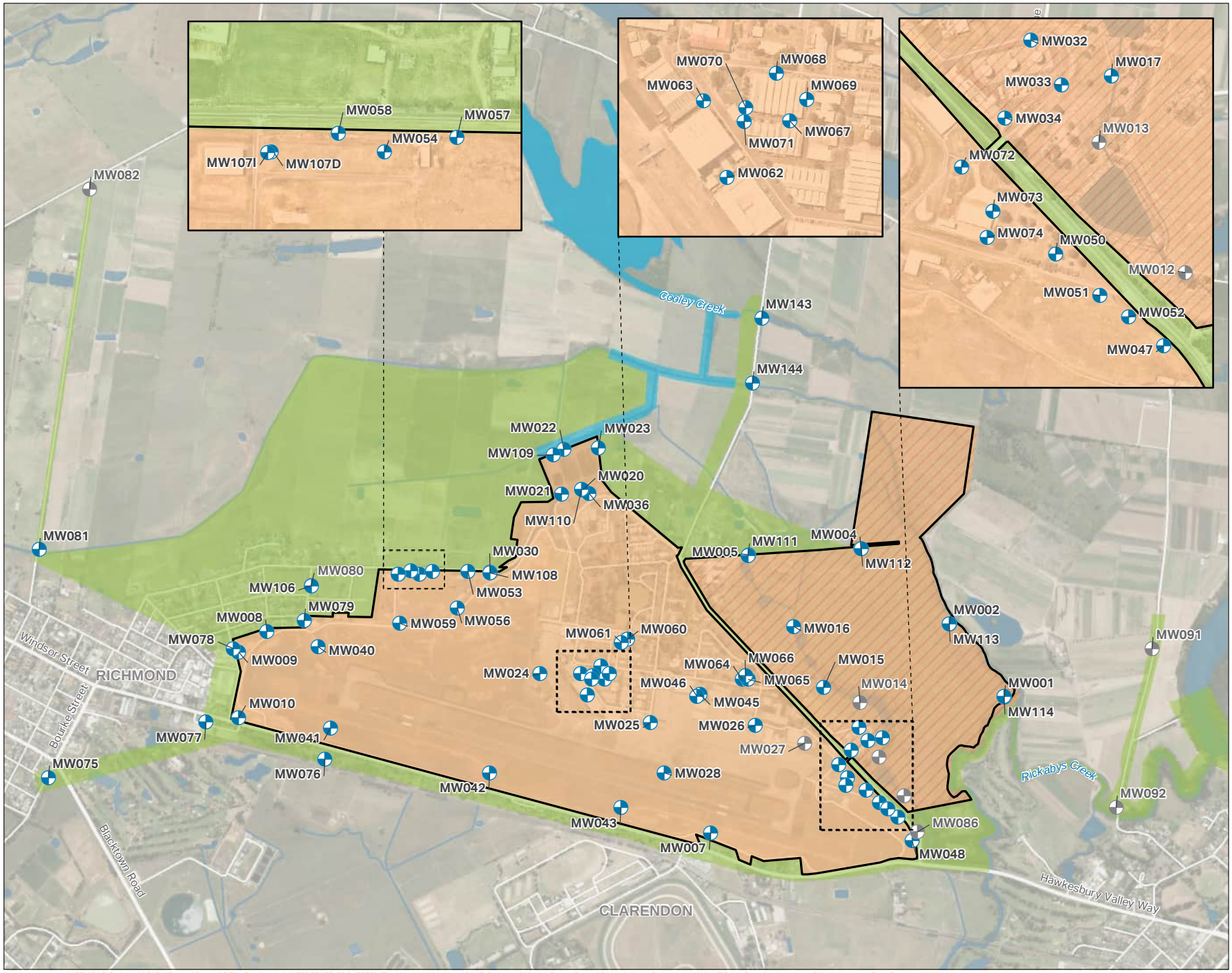

AECOM

N

0 200 400 m

Legend

- Site Boundary
- Bakers Lagoon Management Area
- Offsite Management Area
- Onsite Management Area
- Rickabys Drop Zone
- Groundwater Location (sampled)
- Groundwater Location (not sampled)

FIGURE 2:
GROUNDWATER SAMPLE LOCATIONS

PROJECT NAME:
PFAS OMP
REPORT NAME:
Sampling Event Factual Report
May 2024
RAAF Base Richmond (0902)
CLIENT NAME:
Department of Defence
PROJECT NUMBER:
60612562

Copyright: Copyright in material relating to the base layers (contextual information) on this page is licensed under a Creative Commons, Attribution 4.0 International licence © Department of Finance, Services & Innovation 2019, (Digital Cadastral Database and/or Digital Topographic Database).

The terms of Creative Commons Attribution 4.0 International License (CC BY 4.0) are available from https://creativecommons.org/licenses/by/4.0/legalcode (Copyright Licence)

Neither AECOM Australia Pty Ltd (AECOM) nor the Department of Finance, Services & Innovation make any representations or warranties of any kind, about the accuracy, reliability, completeness or suitability or fitness for purpose in relation to the content (in accordance with clause 5 of the Copyright Licence). AECOM has prepared this document for the sole use of its Client based on the Client's description of its requirements having regard to the assumptions and other limitations set out in this report.

Source:
Department of Finance, Services and Innovation, 2019; © Department of Customer Service 2020

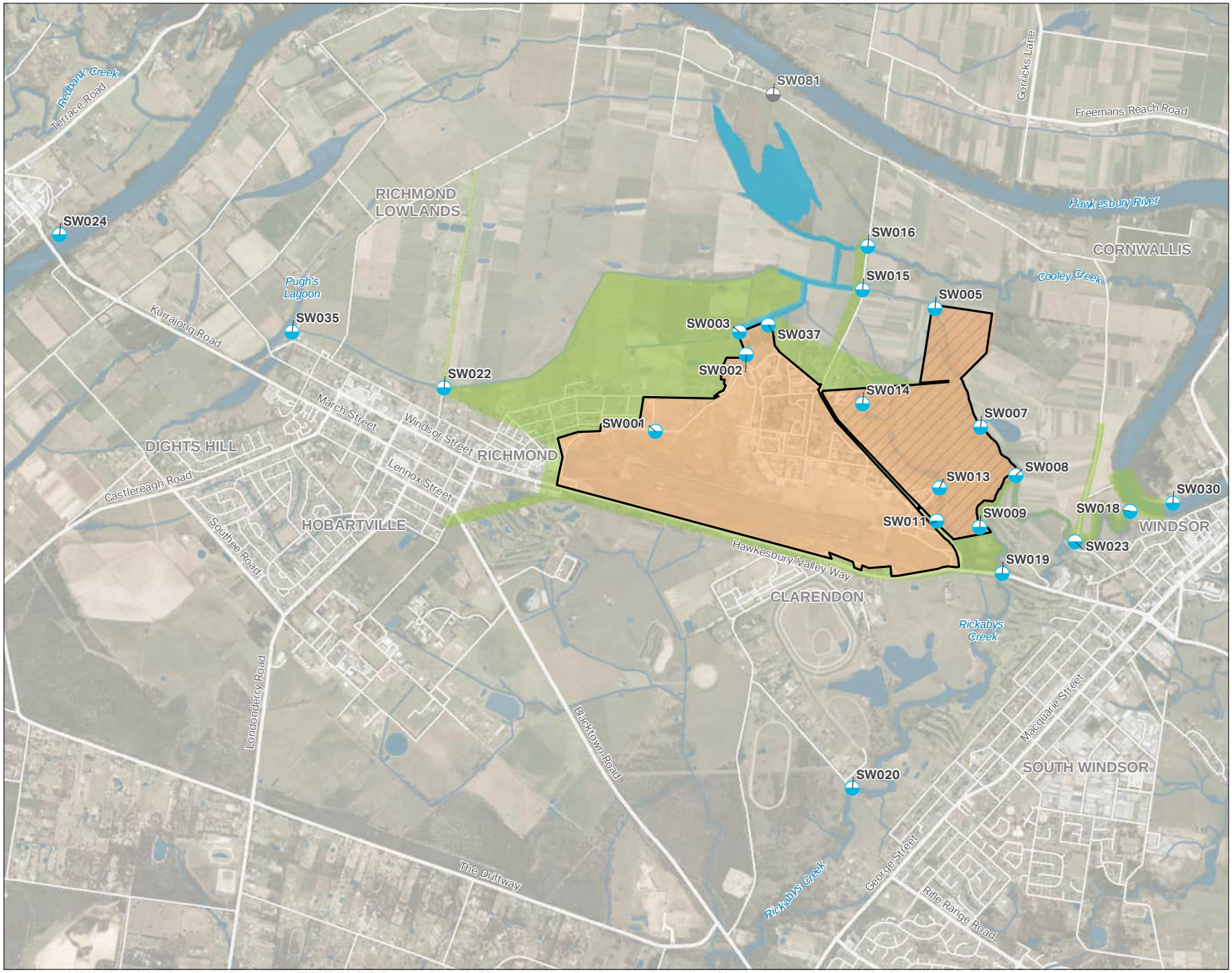

AECOM

N

0 400 800 m

Legend

- Site Boundary
- Bakers Lagoon Management Area
- Offsite Management Area
- Onsite Management Area
- Rickabys Drop Zone
- Surface Water Location (sampled)
- Surface Water Location (not sampled)

Due to privacy considerations, location SW085 cannot be shown

FIGURE F3:
SURFACE WATER SAMPLE LOCATIONS

PROJECT NAME:
PFAS OMP
REPORT NAME:
Sampling Event Factual Report
May 2024
RAAF Base Richmond (0902)
CLIENT NAME:
Department of Defence
PROJECT NUMBER:
60612562

Copyright: Copyright in material relating to the base layers (contextual information) on this page is licensed under a Creative Commons, Attribution 4.0 International licence © Department of Finance, Services & Innovation 2019, (Digital Cadastral Database and/or Digital Topographic Database).

The terms of Creative Commons Attribution 4.0 International License (CC BY 4.0) are available from https://creativecommons.org/licenses/by/4.0/legalcode (Copyright Licence)

Neither AECOM Australia Pty Ltd (AECOM) nor the Department of Finance, Services & Innovation make any representations or warranties of any kind, about the accuracy, reliability, completeness or suitability or fitness for purpose in relation to the content (in accordance with clause 5 of the Copyright Licence). AECOM has prepared this document for the sole use of its Client based on the Client's description of its requirements having regard to the assumptions and other limitations set out in this report.

Source:
Department of Finance, Services and Innovation, 2019; © Department of Customer Service 2020

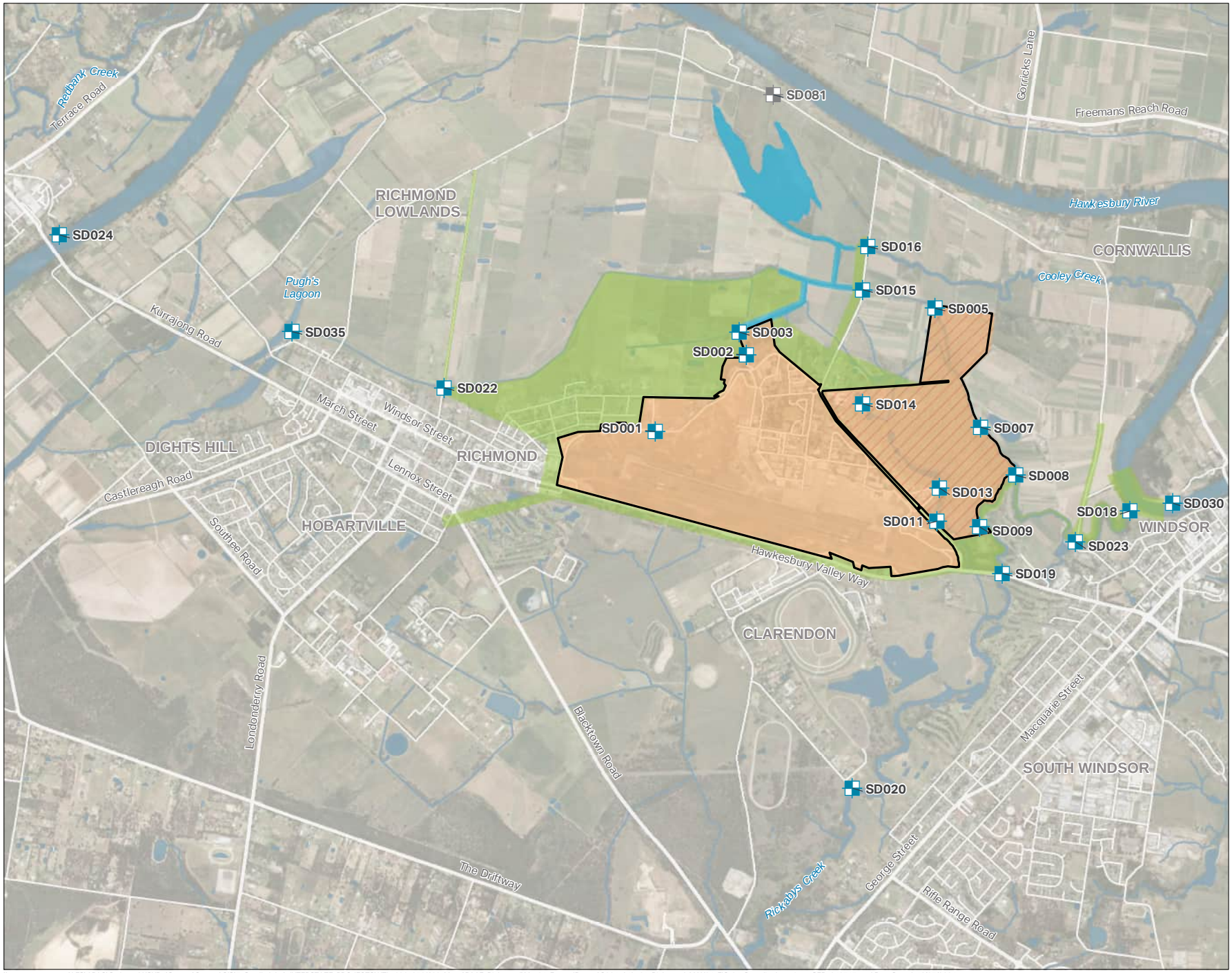

AECOM

N

0 400 800 m

Legend

- Site Boundary
- Bakers Lagoon Management Area
- Offsite Management Area
- Onsite Management Area
- Rickabys Drop Zone
- Sediment Location (sampled)
- Sediment Location (not sampled)

Due to privacy considerations, location SD085 cannot be shown

FIGURE F4:
SEDIMENT SAMPLE LOCATIONS

PROJECT NAME:
PFAS OMP
REPORT NAME:
Sampling Event Factual Report
May 2024
RAAF Base Richmond (0902)
CLIENT NAME:
Department of Defence
PROJECT NUMBER:
60612562

Copyright: Copyright in material relating to the base layers (contextual information) on this page is licensed under a Creative Commons, Attribution 4.0 International licence © Department of Finance, Services & Innovation 2019, (Digital Cadastral Database and/or Digital Topographic Database).

The terms of Creative Commons Attribution 4.0 International License (CC BY 4.0) are available from https://creativecommons.org/licenses/by/4.0/legalcode (Copyright Licence)

Neither AECOM Australia Pty Ltd (AECOM) nor the Department of Finance, Services & Innovation make any representations or warranties of any kind, about the accuracy, reliability, completeness or suitability or fitness for purpose in relation to the content (in accordance with clause 5 of the Copyright Licence). AECOM has prepared this document for the sole use of its Client based on the Client's description of its requirements having regard to the assumptions and other limitations set out in this report.

Source:
Department of Finance, Services and Innovation, 2019; © Department of Customer Service 2020

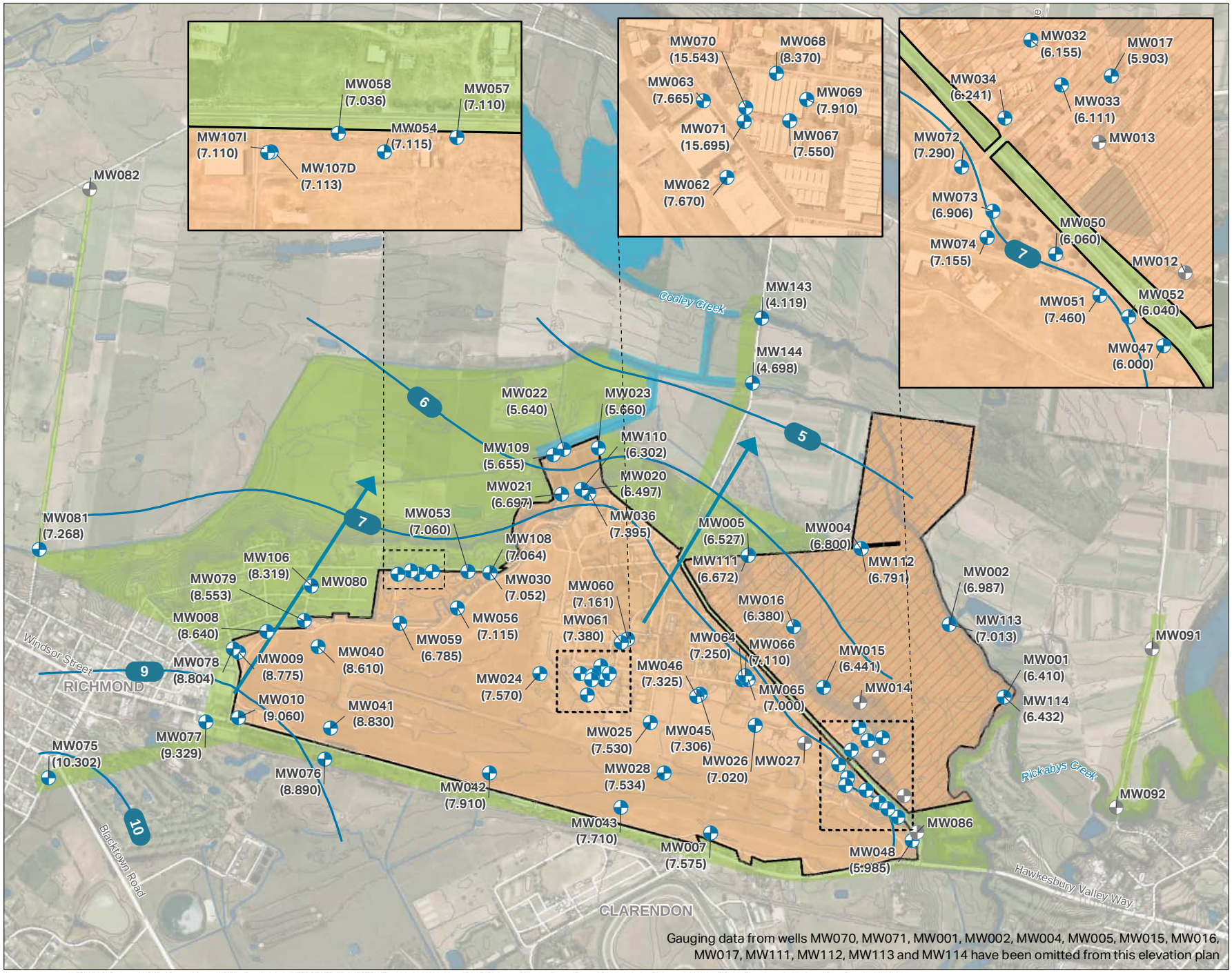

Gauging data from wells MW070, MW071, MW001, MW002, MW004, MW005, MW015, MW016, MW017, MW111, MW112, MW113 and MW114 have been omitted from this elevation plan

AECOM

N

0 200 400 m

Legend

- Site Boundary
- Bakers Lagoon Management Area
- Offsite Management Area
- Onsite Management Area
- Rickabys Drop Zone
- Groundwater Elevation Contour (m AHD)
- Inferred Groundwater Flow
- Groundwater Location (gauged)
- Groundwater Location (not gauged)

FIGURE F5:
GROUNDWATER ELEVATION PLAN

PROJECT NAME:
PFAS OMP
REPORT NAME:
Sampling Event Factual Report
May 2024
RAAF Base Richmond (0902)
CLIENT NAME:
Department of Defence
PROJECT NUMBER:
60612562

Copyright: Copyright in material relating to the base layers (contextual information) on this page is licensed under a Creative Commons, Attribution 4.0 International licence © Department of Finance, Services & Innovation 2019, (Digital Cadastral Database and/or Digital Topographic Database).

The terms of Creative Commons Attribution 4.0 International License (CC BY 4.0) are available from https://creativecommons.org/licenses/by/4.0/legalcode (Copyright Licence)

Neither AECOM Australia Pty Ltd (AECOM) nor the Department of Finance, Services & Innovation make any representations or warranties of any kind, about the accuracy, reliability, completeness or suitability or fitness for purpose in relation to the content (in accordance with clause 5 of the Copyright Licence). AECOM has prepared this document for the sole use of its Client based on the Client's description of its requirements having regard to the assumptions and other limitations set out in this report.

Source:
Department of Finance, Services and Innovation, 2019; © Department of Customer Service 2020

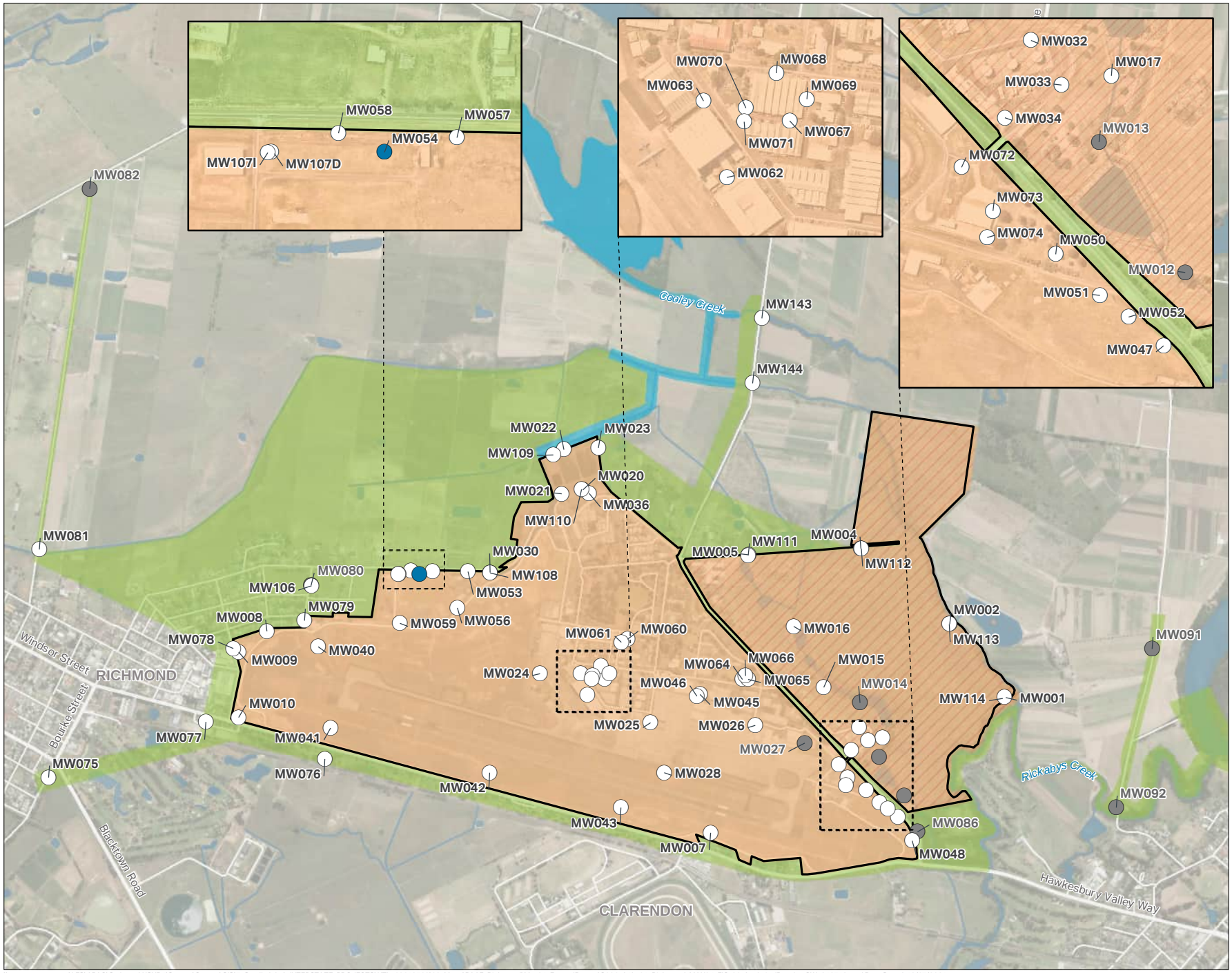

AECOM

N

0 200 400 m

Legend

- Site Boundary
- Bakers Lagoon Management Area
- Offsite Management Area
- Onsite Management Area
- Rickabys Drop Zone
- New Exceedence of Human Health and/or Ecological Screening Criteria for PFOS, PFOS+PFHxS and/or PFOA
- First Time Detection of Human Health and/or Ecological Screening Criteria for PFOS, PFOS+PFHxS and/or PFOA
- Sampled, no first time detection or new exceedance
- Location not accessed and/or sampled

FIGURE F6:
GROUNDWATER ANALYTICAL RESULTS

PROJECT NAME:
PFAS OMP
REPORT NAME:
Sampling Event Factual Report
May 2024
RAAF Base Richmond (0902)
CLIENT NAME:
Department of Defence
PROJECT NUMBER:
60612562

Copyright: Copyright in material relating to the base layers (contextual information) on this page is licensed under a Creative Commons, Attribution 4.0 International licence © Department of Finance, Services & Innovation 2019, (Digital Cadastral Database and/or Digital Topographic Database).

The terms of Creative Commons Attribution 4.0 International License (CC BY 4.0) are available from https://creativecommons.org/licenses/by/4.0/legalcode (Copyright Licence)

Neither AECOM Australia Pty Ltd (AECOM) nor the Department of Finance, Services & Innovation make any representations or warranties of any kind, about the accuracy, reliability, completeness or suitability or fitness for purpose in relation to the content (in accordance with clause 5 of the Copyright Licence). AECOM has prepared this document for the sole use of its Client based on the Client's description of its requirements having regard to the assumptions and other limitations set out in this report.

Source:
Department of Finance, Services and Innovation, 2019; © Department of Customer Service 2020

Appendix B

Tables

Table T1 - Groundwater Gauging

Location Code	Alternative Name	Top of Casing (mAHD)	Top Screen (mbgl)	Bottom Screen (mbgl)	HydraSleeve Collar Depth (mbTOC)	Gauging / Visit Date Time	Water Depth (mbTOC)	Water Elevation (mAHD)	Depth to Base of Well (mbTOC)	Visit / Gauging Comment
MW001	BBNA-NAA-MW01, MW01	10.052	6	9	7	13/06/2024 12:45	3.642	6.410	9.37	Good condition.
MW002	BBNA-NAA-MW02A, MW02	9.86	6	9	7	13/06/2024 11:55	2.873	6.987	9.78	Good condition.
MW004	BBNA-NAA-MW03, MW04	7.18	9	12	10	13/06/2024 10:43	0.380	6.800	13.30	Good condition.
MW005	BBNA-BH24/5, MW05	9.113	unknown	unknown	8	13/06/2024 10:05	2.586	6.527	10.03	Good condition.
MW007	BBRS-NAA-MW01, MW07	16.03	9	12	11	21/05/2024 10:21	8.455	7.575	12.05	Good condition.
MW008	BBRW-NAA-MW01, MW08	20.93	12	15	15.5	21/05/2024 8:54	12.290	8.640	16.80	Good condition. Monument lid damaged.
MW009	BBRW-BHB5, MW09	20.44	unknown	unknown	12	21/05/2024 9:04	11.665	8.775	13.17	Good condition. Monument lid damaged.
MW010	BBA-NAA-MW01, MW10	21.06	18	21	19.00	21/05/2024 9:14	12.000	9.060	21.04	Good condition. Monument lid damaged.
MW012	SW0257-NAA-MW01, MW12	6.64	1	4	2	13/06/2024 14:30	n/a	n/a	n/a	Unable to locate/access. Area flooded with thick vegetation.
MW013	SW0257-NAA-MW02, MW13	7.93	4	7	5	13/06/2024 14:35	n/a	n/a	n/a	Unable to locate/access. Area flooded with thick vegetation.
MW014	SW0257-NAA-MW03, MW14	6.24	5	8	6	13/06/2024 14:38	n/a	n/a	n/a	Unable to access. Area flooded.
MW015	SW0257-NAA-MW04, MW15	7.02	6	9	7	13/06/2024 14:43	0.579	6.441	8.98	Good condition. Sedimented base, sediment on interface probe.
MW016	SW0257-NAA-MW05, MW16	7.39	2	5	4	13/06/2024 9:33	1.010	6.380	5.98	Good condition. Monument lid damaged.
MW017	SW0257-BHFF8, MW17	6.51	unknown	unknown	3	13/06/2024 14:26	0.607	5.903	4.80	Good condition.
MW020	SW0057-STP2, MW20	8.945	unknown	unknown	5.50	22/05/2024 9:03	2.448	6.497	6.53	Good condition.
MW021	SW0057-STP3, MW21	7.88	unknown	unknown	2.5	22/05/2024 8:47	1.183	6.697	3.93	Good condition.
MW022	SW0057-STP5, MW22	6.03	unknown	unknown	2	22/05/2024 9:41	0.390	5.640	3.05	Good condition.
MW023	SW0057-STP7, MW23	6.01	unknown	unknown	3	22/05/2024 9:21	0.350	5.660	4.45	Good condition.
MW024	SW0256-NAA-MW01, MW24	19.92	12	15	14	21/05/2024 12:24	12.350	7.570	15.32	Good condition.
MW025	SW0256-NAA-MW02, MW25	17.14	16	20	17.5	20/05/2024 13:15	9.610	7.530	20.38	Good condition.
MW026	SW0256-NAA-MW03, MW26	16.9	9	12	10	20/05/2024 15:12	9.880	7.020	12.04	Good condition.
MW027	SW0256-NAA-MW04, MW27	16.420	10	13	n/a	21/05/2024 11:50	n/a	n/a	n/a	Unable to locate. Well likely destroyed/lost, previously covered by a stockpile in construction area.
MW028	SW0256-NAA-MW05, MW28	16.9	8	11	9.00	21/05/2024 12:01	9.366	7.534	11.25	Good condition.
MW030	SW0054-BH8/8, MW30	21.262	13	18	16	24/05/2024 8:18	14.210	7.052	17.25	Good condition.
MW032	SW0249-NAA-MW02, MW32	17.81	12	15	13.00	22/05/2024 12:57	11.655	6.155	14.30	Good condition.
MW033	SW0249-NAA-MW03, MW33	14.84	10	13	11.5	22/05/2024 12:47	8.729	6.111	12.50	Good condition.
MW034	SW0249-NAA-MW04, MW34	16.93	14	17	15.00	22/05/2024 12:33	10.689	6.241	16.20	Good condition.
MW036	SW0263-NAA-MW01, MW36	20.82	18	22	20.50	23/05/2024 8:16	13.425	7.395	21.96	Good condition.
MW040	SW0236-NAA-MW01, MW40	19.52	15	18	16.50	21/05/2024 8:38	10.910	8.610	18.09	Good condition. Gatic lid not sitting flush due to casing height.
MW041	SW0234-NAA-MW01, MW41	19.73	14	17	15.5	21/05/2024 9:35	10.900	8.830	16.66	Good condition. HydraSleeve torn at base. HydraSleeve reinstalled.
MW041	SW0234-NAA-MW01, MW41	19.73	14	17	15.5	21/05/2024 14:03	10.885	8.845	16.70	Good condition.
MW042	SW0237-NAA-MW01, MW42	18.32	13	16	15	21/05/2024 9:44	10.410	7.910	16.42	Good condition.
MW043	SW0235-NAA-MW01, MW43	16.45	15	18	16	21/05/2024 9:59	8.740	7.710	17.05	Good condition.
MW045	SW0241-NAA-MW02, MW45	16.74	15	18	16	20/05/2024 13:43	9.434	7.306	18.10	Good condition.
MW046	SW0241-NAA-MW03, MW46	16.71	15	18	16	20/05/2024 13:26	9.385	7.325	17.93	Good condition.
MW047	SW0061-NAA-MW01, MW47	13.78	9	12	10	21/05/2024 10:55	7.780	6.000	11.68	Good condition.
MW048	SW0061-NAA-MW02, MW48	17.62	10	13	12.00	21/05/2024 10:40	11.635	5.985	13.95	Good condition.
MW050	SW0061-BH102/2, MW50	10.2	unknown	unknown	6.90	21/05/2024 11:23	4.140	6.060	7.90	Good condition. Data logger present (Data logger taken out 11:24. Data logger placed in at 11:30.)
MW051	SW0061-BH102/5, MW51	10.3	2	5	4	21/05/2024 11:13	2.840	7.460	5.48	Good condition. Monument lid damaged.
MW052	SW0061-BH102/6, MW52	10.71	6	9	7.00	21/05/2024 11:04	4.670	6.040	8.95	Good condition. Monument lid damaged.
MW053	SW0138-NAA-MW01, MW53	20.95	14	17	15.00	24/05/2024 8:30	13.890	7.060	16.52	Good condition. Gatic bolts missing, replaced.
MW054	SW0138-NAA-MW02, MW54	24.31	15	18	n/a	24/05/2024 9:33	17.195	7.115	18.74	Good condition.
MW056	SW0138-BH8/17, MW56	19.39	12	16	13.50	24/05/2024 8:45	12.275	7.115	15.58	Good condition.
MW057	SW0138-BH8/18, MW57	22.92	14	19	20	24/05/2024 10:39	15.810	7.110	21.15	Good condition.
MW058	SW0138-BH8/19, MW58	22.823	15	19	17.50	24/05/2024 10:20	15.787	7.036	20.19	Good condition. Monument lid damaged. HydraSleeve not deployed. HydraSleeve reinstalled.
MW058	SW0138-BH8/19, MW58	22.823	15	19	17.50	14/06/2024 10:26	15.507	7.316	19.88	Good condition. Monument lid damaged.
MW059	SW0138-BH8/26, MW59	20.74	15	19	16	24/05/2024 8:53	13.955	6.785	17.10	Good condition. Monument lid damaged. Data logger taken out 8:55. Data logger placed in at 9:00.
MW060	SW0279-NAA-MW01, MW60	17.89	13	16	13.5	20/05/2024 10:00	10.729	7.161	15.98	Good condition. Gatic bolts missing, replaced.
MW061	SW0279-NAA-MW02, MW61	18.39	11	14	12.00	20/05/2024 10:21	11.010	7.380	13.31	Good condition. HydraSleeve not deployed/dry. HydraSleeve reinstalled.
MW061	SW0279-NAA-MW02, MW61	18.39	11	14	12.00	21/05/2024 14:36	11.003	7.387	13.19	Good condition.
MW062	SW0238-NAA-MW01, MW62	18.91	12	15	12.5	20/05/2024 11:46	11.240	7.670	13.88	Good condition. Gatic bolts missing, replaced.
MW063	SW0238-NAA-MW02, MW63	19.62	12	15	13	20/05/2024 11:30	11.955	7.665	15.25	Good condition. Bolts concreted into gatic lid.
MW064	SW0059-NAA-MW01, MW64	17.86	10	14	12	20/05/2024 14:40	10.610	7.250	14.55	Good condition. HydraSleeve not deployed. HydraSleeve reinstalled.
MW064	SW0059-NAA-MW01, MW64	17.86	10	14	12	21/05/2024 14:45	10.720	7.140	14.58	Good condition.
MW065	SW0059-NAA-MW02, MW65	17.95	10	13	11	20/05/2024 14:32	10.950	7.000	13.05	Good condition.
MW066	SW0059-NAA-MW03, MW66	18.03	11	15	12	20/05/2024 14:16	10.920	7.110	15.18	Good condition.
MW067	SW0246-NAA-MW01, MW67	18.6	12	15	13	20/05/2024 12:11	11.050	7.550	14.70	Good condition.
MW068	SW0246-NAA-MW02, MW68	19.05	12	15	13	20/05/2024 11:16	10.680	8.370	15.21	Good condition.
MW069	SW0246-NAA-MW03, MW69	19.03	13	16	14	20/05/2024 11:57	11.120	7.910	15.95	Good condition.
MW070	SW0246-BH2/MW2, MW70	19.4	2	5	3	20/05/2024 10:56	3.857	15.543	5.33	Good condition.
MW071	SW0246-BH4/MW4, MW71	19.15	2	5	2.5	20/05/2024 11:02	3.455	15.695	5.09	Good condition.
MW072	SW0003-BHFF19, MW72	15.86	unknown	unknown	12	22/05/2024 13:52	8.570	7.290	13.12	Good condition.
MW073	SW0003-MW02, MW73	15.331	10	13	10.5	22/05/2024 13:36	8.425	6.906	11.90	Good condition. HydraSleeve and J-cap found removed and beside the well. HydraSleeve reinstalled.
MW073	SW0003-MW02, MW73	15.331	10	13	10.5	23/05/2024 9:00	8.456	6.875	11.69	Good condition.
MW074	SW0003-MW03, MW74	15.63	10	14	12	22/05/2024 13:42	8.475	7.155	13.12	Good condition.
MW075	MW75	18.097	12	15	13	23/05/2024 10:30	7.795	10.302	14.34	Good condition.
MW076	MW76	19.54	15	18	16	23/05/2024 10:06	10.650	8.890	17.90	Good condition.
MW077	MW77	19.942	20	22	20	23/05/2024 10:15	10.613	9.329	21.79	Good condition.
MW078	MW78	19.807	15	18	16	23/05/2024 10:51	11.003	8.804	17.87	Good condition.
MW079	MW79	20.453	15	18	16	23/05/2024 11:06	11.900	8.553	17.88	Good condition.
MW080	MW80	22.72	21	24	22	23/05/2024 11:38	n/a	n/a	n/a	Unable to locate. Dense grass cover.
MW081	MW81	7.376	3	6	3	23/05/2024 13:09	0.108	7.268	5.49	Good condition.
MW082	MW82	8.781	3	6	n/a	23/05/2024 13:30	n/a	n/a	n/a	Unable to locate. Well likely destroyed/lost, covered by roadworks.

Table T1 - Groundwater Gauging

Location Code	Alternative Name	Top of Casing (mAHD)	Top Screen (mbgl)	Bottom Screen (mbgl)	HydraSleeve Collar Depth (mbTOC)	Gauging / Visit Date Time	Water Depth (mbTOC)	Water Elevation (mAHD)	Depth to Base of Well (mbTOC)	Visit / Gauging Comment
MW086	MW86	10.387	3.6	6.6	n/a	14/06/2024 22:45	n/a	n/a	n/a	Unable to locate. Well likely destroyed/lost, covered by compacted ground, in construction area with stockpiles.
MW091	MW91	8.29	4	7	4.5	28/05/2024 12:45	n/a	n/a	n/a	Unable to locate. Well likely destroyed/lost, covered by roadworks.
MW092	MW92	8.995	19	22	20	28/05/2024 12:54	n/a	n/a	n/a	Unable to locate. Well likely destroyed/lost, covered by roadworks.
MW106		22.738	28	31	28.50	23/05/2024 11:29	14.419	8.319	29.46	Good condition.
MW107D	MW107_D	22.973	27.5	30.5	30.5	24/05/2024 9:24	15.860	7.113	31.58	Good condition.
MW107I	MW107_I	22.86	21.8	24.8	23.50	24/05/2024 9:17	15.750	7.110	25.49	Good condition.
MW108		21.316	25	28	27	24/05/2024 8:09	14.252	7.064	28.91	Good condition.
MW109		6.205	10	13	11.50	22/05/2024 9:53	0.550	5.655	13.45	Good condition.
MW110		7.644	12	15	12.50	22/05/2024 8:53	1.342	6.302	14.48	Good condition.
MW111		9.422	16	19	15.50	13/06/2024 10:07	2.750	6.672	17.53	Good condition.
MW112		6.791	12	15	14	13/06/2024 10:36	0.000	6.791	15.63	Good condition. Gatic full of water to TOC. J-Cap was secured. Water drained prior to removing J-cap.
MW113		9.443	16	19	17	13/06/2024 12:03	2.430	7.013	19.67	Good condition.
MW114		9.698	16	19	17	13/06/2024 12:41	3.266	6.432	19.42	Good condition.
MW143		6.631	2	5	2	28/05/2024 11:14	2.512	4.119	4.98	Good condition.
MW144		5.3	3	6	4	28/05/2024 12:05	0.602	4.698	6.04	Good condition.

Notes

mbTOC	meters below Top of Casing
mAHD	meters Australian Height Datum
n/a	Not applicable

Table T2 - Groundwater Quality Parameters and Observations

			Water Quality Parameters					
			Dissolved Oxygen	Temperature	Electrical Conductivity	pH	Redox Potential Er	Redox Potential Eh (Corrected)
Location Code	**Sampled / Visited Date Time**	**Sample Comment**	mg/L	°C	µS/cm	pH_Units	mV	mV
MW001	13/06/2024 12:47	Light brown, low turbidity, no odour, no sheen. Suspended particulates.	1.44	18.0	791.0	6.58	-20.1	185.7
MW002	13/06/2024 11:57	Clear, low turbidity, no odour, no sheen. Suspended particulates.	1.56	17.3	2569.0	6.27	-13.6	192.2
MW004	13/06/2024 10:46	Clear, low turbidity, no odour, no sheen. Suspended particulates.	1.56	16.8	2569.0	6.27	-13.6	192.2
MW005	13/06/2024 10:07	Brown, no turbidity, no odour, no sheen.	2.28	17.3	9653.0	6.75	32.9	238.7
MW007	21/05/2024 10:22	Yellow, low turbidity, no odour, no sheen.	1.67	17.6	4902.0	6.88	4.5	210.3
MW008	21/05/2024 8:56	Clear, no turbidity, sulfuric odour, no sheen. Suspended particulates.	2.07	19.5	3058.0	6.67	-141.7	64.1
MW009	21/05/2024 9:05	Clear, no turbidity, no odour, no sheen.	2.72	19.8	881.0	6.21	3.3	209.1
MW010	21/05/2024 9:17	Light yellow, no turbidity, no odour, no sheen.	2.50	20.0	675.0	6.41	30.5	236.3
MW012	13/06/2024 14:30	Unable to locate/access. Area flooded with thick vegetation.	n/a	n/a	n/a	n/a	n/a	n/a
MW013	13/06/2024 14:35	Unable to locate/access. Area flooded with thick vegetation.	n/a	n/a	n/a	n/a	n/a	n/a
MW014	13/06/2024 14:38	Unable to access. Area flooded.	n/a	n/a	n/a	n/a	n/a	n/a
MW015	13/06/2024 14:45	Clear, no turbidity, organic odour, no sheen.	1.63	17.6	416.9	6.67	30.7	236.5
MW016	13/06/2024 9:34	Clear, low turbidity, no odour, no sheen. Suspended particulates.	0.11	17.3	2263.0	7.66	128.3	334.1
MW017	13/06/2024 14:27	Clear, no turbidity, no odour, no sheen.	1.31	16.4	437.9	6.97	64.1	269.9
MW020	22/05/2024 9:04	Clear, no turbidity, no odour, no sheen.	0.75	20.6	1324.0	6.62	102.9	308.7
MW021	22/05/2024 8:49	Light yellow, low turbidity, no odour, no sheen.	0.10	19.0	980.0	6.94	73.9	279.7
MW022	22/05/2024 9:42	Light brown, moderate turbidity, organic odour, no sheen. Suspended organic matter.	2.05	16.2	2964.0	6.80	-19.4	186.4
MW023	22/05/2024 9:22	Light yellow, low turbidity, no odour, no sheen.	4.92	17.1	8.2	7.40	93.1	298.9
MW024	21/05/2024 12:24	Clear, no turbidity, no odour, no sheen.	1.91	21.8	4074.0	6.53	110.2	316.0
MW025	20/05/2024 13:16	Clear, no turbidity, no odour, no sheen.	5.75	20.5	230.4	7.58	88.0	293.8
MW026	20/05/2024 15:18	Clear, low turbidity, no odour, no sheen.	3.00	20.4	753.0	6.79	66.9	272.7
MW027	21/05/2024 11:50	Unable to locate. Well likely destroyed/lost, previously covered by a stockpile in construction area.	n/a	n/a	n/a	n/a	n/a	n/a
MW028	21/05/2024 12:01	Clear, no turbidity, no odour, no sheen.	2.75	20.6	1787.0	7.69	140.6	346.4
MW030	24/05/2024 8:19	Clear, no turbidity, no odour, no sheen.	2.46	17.5	1071.0	6.43	-61.7	144.1
MW032	22/05/2024 13:01	Light yellow, moderate turbidity, no odour, no sheen.	3.24	22.4	1496.0	6.52	139.5	345.3
MW033	22/05/2024 12:50	Light brown, high turbidity, no odour, no sheen.	1.32	22.0	1147.0	7.25	96.7	302.5
MW034	22/05/2024 12:35	Clear, low turbidity, no odour, no sheen.	3.24	21.6	377.6	7.19	48.0	253.8
MW036	23/05/2024 8:22	Light yellow, low turbidity, no odour, no sheen.	1.56	13.6	1314.0	6.73	145.0	350.8
MW040	21/05/2024 8:44	Yellow, low turbidity, sulfuric odour, no sheen. Suspended particulates.	1.51	19.1	209.1	6.81	-188.1	17.7
MW041	21/05/2024 14:05	Light yellow, low turbidity, no odour, no sheen	3.87	22.3	423.3	6.64	80.5	286.3
MW042	21/05/2024 9:46	Light yellow, low turbidity, no odour, no sheen.	2.48	19.5	251.0	6.45	1.6	207.4
MW043	21/05/2024 9:57	Clear, no turbidity, no odour, no sheen.	2.20	18.9	1432.0	6.82	-78.1	127.7
MW045	20/05/2024 13:44	Light yellow, low turbidity, no odour, no sheen.	1.72	20.3	1649.0	6.58	144.5	350.3
MW046	20/05/2024 13:27	Light yellow, moderate turbidity, no odour, no sheen.	1.89	21.0	996.0	6.37	71.9	277.7
MW047	21/05/2024 10:54	Light yellow, low turbidity, no odour, no sheen.	1.65	20.0	5552.0	6.92	75.3	281.1
MW048	21/05/2024 10:42	Clear, low turbidity, no odour, no sheen.	2.26	18.6	1917.0	6.81	40.2	246.0
MW050	21/05/2024 11:22	Yellow, moderate turbidity, no odour, no sheen.	0.57	18.3	209.8	7.07	17.0	222.8
MW051	21/05/2024 11:13	Clear, moderate turbidity, no odour, no sheen.	0.68	19.6	951.0	7.06	-151.7	54.1
MW052	21/05/2024 11:02	Grey, moderate turbidity, organic odour, no sheen.	1.45	20.8	2671.0	7.40	-191.1	14.7
MW053	24/05/2024 8:35	Clear, no turbidity, no odour, no sheen.	1.48	18.7	1450.0	6.83	-140.6	65.2
MW054	24/05/2024 9:38	Clear, no turbidity, no odour, no sheen.	2.86	18.5	30.7	6.84	-9.9	195.9
MW056	24/05/2024 8:48	Light yellow, low turbidity, no odour, no sheen.	3.25	18.6	1487.0	6.27	-24.9	180.9
MW057	24/05/2024 10:40	Clear, no turbidity, no odour, no sheen.	1.94	19.8	1043.0	6.68	21.0	226.8
MW058	14/06/2024 10:30	Clear, no turbidity, no odour, no sheen.	1.67	17.9	3232.0	6.33	71.7	277.5
MW059	24/05/2024 8:54	Clear, no turbidity, no odour, no sheen	3.11	20.4	4985.0	7.37	13.5	219.3
MW060	20/05/2024 10:05	Light brown, low turbidity, no odour, no sheen.	1.96	14.6	3135.0	5.92	76.0	281.8
MW061	21/05/2024 14:38	Clear, low turbidity, no odour, no sheen	2.88	21.9	466.0	6.25	66.7	272.5
MW062	20/05/2024 11:49	Light brown/yellow, no turbidity, no odour, no sheen.	3.36	20.3	5882.0	6.71	72.9	278.7
MW063	20/05/2024 11:31	Light yellow, low turbidity, no odour, no sheen.	2.01	21.4	709.0	6.05	63.8	269.6
MW064	21/05/2024 14:48	Yellow, low turbidity, no odour, no sheen	1.24	21.7	366.5	6.36	30.4	236.2
MW065	20/05/2024 14:36	Brown, low turbidity, no odour, no sheen.	4.63	20.4	111.4	6.22	-62.3	143.5
MW066	20/05/2024 14:22	Light yellow, low turbidity, sulfuric odour, no sheen.	1.85	20.8	599.0	6.62	-176.3	29.5
MW067	20/05/2024 12:11	Light yellow, no turbidity, no odour, no sheen.	1.60	20.2	6183.0	6.75	121.1	326.9
MW068	20/05/2024 11:19	Clear, low turbidity, no odour, no sheen.	1.98	21.0	715.0	5.95	117.7	323.5
MW069	20/05/2024 11:58	Clear, no turbidity, no odour, no sheen.	1.12	20.7	443.0	6.36	119.0	324.8
MW070	20/05/2024 10:56	Clear, no turbidity, no odour, no sheen.	4.50	20.5	219.2	6.13	121.8	327.6
MW071	20/05/2024 11:03	Clear, no turbidity, no odour, no sheen.	5.54	21.0	129.3	6.33	129.6	335.4
MW072	22/05/2024 13:53	Brown, moderate turbidity, sulfuric odour, no sheen.	1.06	22.0	107.9	6.03	-43.1	162.7
MW073	23/05/2024 9:00	Brown, medium turbidity, no odour, no sheen	1.73	18.6	728.0	6.71	-148.8	57.0
MW074	22/05/2024 13:46	Clear, low turbidity, organic odour, no sheen.	1.73	22.3	1104.0	6.64	-65.0	140.8
MW075	23/05/2024 10:32	Clear, low turbidity, organic odour, no sheen.	0.76	19.2	422.1	6.05	39.4	245.2
MW076	23/05/2024 10:07	Clear, no turbidity, no odour, no sheen.	3.04	16.9	280.7	6.12	30.3	236.1

Table T2 - Groundwater Quality Parameters and Observations

			Water Quality Parameters					
			Dissolved Oxygen	Temperature	Electrical Conductivity	pH	Redox Potential Er	Redox Potential Eh (Corrected)
Location Code	**Sampled / Visited Date Time**	**Sample Comment**	mg/L	°C	µS/cm	pH_Units	mV	mV
MW077	23/05/2024 10:17	Light yellow, low turbidity, no odour, no sheen. Suspended particulates.	1.54	19.2	1221.0	6.55	3.6	209.4
MW078	23/05/2024 10:55	Clear, low turbidity, no odour, no sheen.	2.16	20.5	1810.0	6.48	-141.8	64.0
MW079	23/05/2024 11:09	Clear, no turbidity, no odour, no sheen.	1.38	19.7	1540.0	6.14	6.4	212.2
MW080	23/05/2024 11:38	Unable to locate. Dense grass cover.	n/a	n/a	n/a	n/a	n/a	n/a
MW081	23/05/2024 13:10	Clear, low turbidity, no odour, no sheen.	0.78	22.0	1045.0	6.73	10.8	216.6
MW082	23/05/2024 13:30	Unable to locate. Thick vegetation. Well likely destroyed/lost.	n/a	n/a	n/a	n/a	n/a	n/a
MW086	14/06/2024 22:45	Unable to locate. Well likely destroyed/lost, covered by compacted ground, in construction area with stockpiles.	n/a	n/a	n/a	n/a	n/a	n/a
MW091	28/05/2024 12:45	Unable to locate. Well likely destroyed/lost, covered by roadworks.	n/a	n/a	n/a	n/a	n/a	n/a
MW092	28/05/2024 12:54	Unable to locate. Well likely destroyed/lost, covered by roadworks.	n/a	n/a	n/a	n/a	n/a	n/a
MW106	23/05/2024 11:36	Clear, low turbidity, no odour, no sheen. Suspended particulates.	2.76	19.2	387.1	6.57	-65.7	140.1
MW107D	24/05/2024 9:25	Light brown, high turbidity, no odour, no sheen.	1.20	18.7	1399.0	6.03	14.0	219.8
MW107I	24/05/2024 9:18	Clear, no turbidity, no odour, no sheen.	5.71	18.1	160.8	6.39	64.8	270.6
MW108	24/05/2024 8:12	Clear, no turbidity, no odour, no sheen.	1.57	17.4	506.0	6.79	113.3	319.1
MW109	22/05/2024 9:54	Clear, no turbidity, no odour, no sheen. Suspended particulates.	4.85	18.5	2296.0	6.95	37.0	242.8
MW110	22/05/2024 9:00	Light yellow, low turbidity, no odour, no sheen.	3.13	19.7	570.0	7.09	91.5	297.3
MW111	13/06/2024 10:08	Clear, no turbidity, no odour, no sheen.	4.45	17.5	2261.0	7.58	35.1	240.9
MW112	13/06/2024 10:38	Clear, medium turbidity, no odour, no sheen. Suspended particulates.	0.62	16.9	2807.0	6.11	-25.1	180.7
MW113	13/06/2024 12:04	Clear, low turbidity, no odour, no sheen.	3.15	17.6	3222.0	6.87	89.5	295.3
MW114	13/06/2024 12:42	Light brown/yellow, no turbidity, no odour, no sheen. Suspended particulates.	1.01	17.8	1127.0	6.52	8.1	213.9
MW143	28/05/2024 11:10	Light brown, low turbidity, no odour, no sheen.	3.64	18.8	552.0	6.46	138.0	343.8
MW144	28/05/2024 12:10	Light yellow, low turbidity, no odour, no sheen.	0.53	17.1	3047.0	7.17	136.7	342.5

Notes

Corrected field Redox measurement Eh = Er + 205.8

mg/L	milligrams per Litre
°C	degrees Celsius
µS/cm	microSiemens per centimetre
mV	milliVolts
n/a	Not applicable

Table T3 - Surface Water Quality Parameters and Observations

						Water Quality Parameters					
						Dissolved Oxygen	Temperature	Electrical Conductivity	pH	Redox Potential Er	Redox Potential Eh (Corrected)
Location Code	**Sampled Date Time**	**Location Comments**	**Sample Depth From (m)**	**Sample Depth To (m)**	**Sample Comment**	mg/L	°C	µS/cm	pH_Units	mV	mV
SW001	24/05/2024 9:07	Drainage channel. Waterbody 1 m wide, 0.1 m deep. No water flow observed.	0.05	0.10	Clear, no turbidity, no odour, no sheen.	8.37	10.9	288.4	7.70	-7.0	198.8
SW002	22/05/2024 10:25	Creek. Waterbody 2 m wide, 0.3m deep. Water flow observed.	0.10	0.20	Clear, no turbidity, no odour, no sheen.	5.01	17.7	283.5	7.11	68.8	274.6
SW003	22/05/2024 10:08	Creek. Waterbody 3 m wide, 0.3 m deep. No water flow observed.	0.10	0.20	Brown, moderate turbidity, no odour, biosheen. Suspended organics.	1.56	14.2	20.6	7.62	69.3	275.1
SW005	13/06/2024 11:21	Creek. Waterbody 5 m wide, 0.3 m deep. No water flow observed.	0.05	0.10	Clear, no turbidity, no odour, no sheen. Suspended organics.	3.35	13.8	317.5	6.66	52.0	257.8
SW007	13/06/2024 12:26	Creek. Waterbody 5 m wide, 0.3 m deep. Water flow observed.	0.05	0.10	Orange/brown, no turbidity, no odour, no sheen.	5.04	14.7	365.3	6.81	33.4	239.2
SW008	13/06/2024 13:01	Creek. Waterbody 10 m wide, >3 m deep. No water flow observed.	0.40	0.50	Light brown, no turbidity, no odour, no sheen.	5.82	14.3	296.6	6.80	18.7	224.5
SW009	13/06/2024 13:32	Culvert running into creek. 20m wide, >3m deep. Water flow observed.	0.40	0.50	Light brown, no turbidity, no odour, no sheen.	4.75	13.9	220.2	6.77	34.9	240.7
SW011	13/06/2024 14:04	Pond. Waterbody 25m wide, 0.3m deep. No water flow observed.	0.05	0.10	Light brown, no turbidity, no odour, no sheen.	11.45	15.0	175.5	6.91	76.6	282.4
SW013	13/06/2024 14:32	Pond. Waterbody 25m wide, 0.3m deep. No water flow observed.	0.10	0.10	Light brown, low turbidity, no odour, no sheen.	3.04	13.8	301.3	7.13	12.7	218.5
SW014	13/06/2024 9:50	Culvert. Waterbody 1 m wide, 0.3 m deep. No water flow observed.	0.05	0.10	Clear, no turbidity, organic odour, biosheen.	1.63	10.6	126.3	6.50	-31.4	174.4
SW015	28/05/2024 12:20	Creek. Waterbody 4 m wide, 1.5 m deep. No flow observed. Vegetation (reeds).	0.50	0.50	Clear, no turbidity, no odour, no sheen. Suspended organics.	6.21	13.2	1483.0	7.26	118.5	324.3
SW016	28/05/2024 10:50	Creek. Waterbody 8 m wide, 0.4 m deep. No flow observed.	0.10	0.20	Light brown, low turbidity, no odour, no sheen. Suspended organics.	3.37	12.1	278.3	7.12	108.5	314.3
SW018	28/05/2024 13:30	Creek inlet to river, under footbridge. Waterbody 10 m wide, 0.4 m deep. Water flow observed.	0.10	0.10	Clear, no turbidity, no odour, no sheen.	7.98	19.1	202.7	7.18	76.2	282.0
SW019	28/05/2024 14:05	Creek. Waterbody 3 m wide, 0.3 m deep. Water flow observed.	0.10	0.10	Light brown, no turbidity, no odour, no sheen.	6.41	14.5	923.0	6.82	98.2	304.0
SW020	23/05/2024 15:32	Creek. Waterbody 15 m wide, 5 m deep. No water flow observed.	0.40	0.50	Clear, low turbidity, no odour, no sheen. Suspended solids.	5.54	16.7	976.0	6.75	109.3	315.1
SW022	23/05/2024 13:19	Creek. Waterbody 2 m wide, 0.3 m deep. No water flow observed.	0.15	0.20	Clear, no turbidity, no odour, no sheen.	5.00	17.6	388.6	7.10	40.1	245.9
SW023	28/05/2024 13:06	River. Waterbody 6 m wide, 0.3 m deep. Water flow observed.	0.15	0.15	Light brown, low turbidity, no odour, biosheen.	5.18	15.9	922.0	6.89	101.7	307.5
SW024	23/05/2024 13:39	Hawkesbury River. Waterbody 50 m wide, 0.3 m deep. Water flow observed.	0.05	0.10	Clear, no turbidity, no odour, no sheen.	8.32	18.5	162.4	7.45	64.8	270.6
SW030	23/05/2024 14:53	Hawkesbury River. Waterbody 35 m wide, 10 m deep. Water flow observed.	0.40	0.50	Clear, low turbidity, no odour, no sheen.	8.21	19.0	155.4	7.41	75.2	281.0
SW035	14/06/2024 9:52	River. Waterbody 50 m wide, 0.3 m deep. No water flow observed.	0.05	0.10	Light brown, low turbidity, no odour, no sheen.	4.80	13.3	180.0	6.82	136.5	342.3
SW037	22/05/2024 9:29	Sewage treatment pond. Waterbody 25 m wide, 0.3 m deep. No water flow observed.	0.1	0.20	Clear, no turbidity, no odour, no sheen.	4.1	17.7	176.2	7.06	103.1	308.9
SW081	14/06/2024 9:15	Drainage discharge pipe from Baker's Lagoon to Hawkesbury River. Unable to locate/access. Road currently closed off from both sides.	n/a	n/a	n/a	n/a	n/a	n/a	n/a	n/a	n/a
SW085	10/07/2024 14:46	Location was observed to be dry and not be representative of Bakers Lagoon water body.	n/a	n/a	n/a	n/a	n/a	n/a	n/a	n/a	n/a

Notes

Corrected field Redox measurement Eh = Er + 205.8

mg/L	milligrams per Litre
°C	degrees Celsius
µS/cm	microSiemens per centimetre
mV	milliVolts
n/a	Not applicable

Table T4 - Sediment Observations

Location Code	Alternative Name	Sampled / Visited Date Time	Sample Depth From (m)	Sample Depth To (m)	Sample Comment
SD001		24/05/2024 9:09	0.05	0.1	Silty CLAY: brown, low plasticity, with organic inclusions (root). No odour, no staining.
SD002		22/05/2024 10:27	0.1	0.2	Silty SAND: brown, medium grain, with organic inclusions (roots). No odour, no staining.
SD003		22/05/2024 10:12	0.1	0.2	Silty SAND: brown, medium grain, with organic inclusions (roots). No odour, no staining.
SD005		13/06/2024 11:22	0.05	0.1	CLAY: dark brown, medium to high plasticity, saturated with organic inclusions. No odour, no staining.
SD007		13/06/2024 12:26	0.05	0.1	CLAY: Dark brown, medium to high plasticity, organic inclusions, saturated. No odour, no staining.
SD008		13/06/2024 13:01	0.05	0.1	CLAY: dark brown, medium to high plasticity, trace organic inclusions, wet. No odour, no staining.
SD009		13/06/2024 13:32	0.05	0.1	CLAY: brown, medium plasticity, saturated, with organic inclusions. No odour, no staining.
SD011		13/06/2024 14:02	0.05	0.1	CLAY: brown, medium plasticity, trace coarse grained sands, wet, with organic inclusions (rootlets). No odour, no staining.
SD013		13/06/2024 14:32	0.05	0.1	CLAY: dark brown, medium plasticity, wet, with trace organic inclusions. No odour, no staining.
SD014		13/06/2024 9:54	0.05	0.1	CLAY: dark brown, low plasticity, with fine grain sands, saturated, with organic inclusions (rootlets). No odour, no staining.
SD015		28/05/2024 12:15	0.1	0.2	CLAY: brown, low to medium plasticity, wet, with traces of organic inclusions (rootlets). Organic odour, no staining.
SD016	PW004	28/05/2024 10:53	0.1	0.2	Silty CLAY: dark brown, low to medium plasticity, moist, with trace organic inclusions (rootlets). No odour, no staining.
SD018		28/05/2024 13:33	0.1	0.2	Silty sandy CLAY: dark brown, low to medium plasticity, fine to medium grain sand. Organic odour, no staining.
SD019		28/05/2024 14:07	0.1	0.2	Silty CLAY: brown, low plasticity, with trace organic inclusions (rootlets). No odour, no staining.
SD020		23/05/2024 15:25	0.05	0.1	Clayey SILT: brown, low plasticity, with organic inclusions (roots). No odour, no staining.
SD022		23/05/2024 13:21	0.15	0.2	Silty SAND: brown, fine to coarse grain, with organic inclusions. No odour, no staining.
SD023	PW001	28/05/2024 13:06	0.1	0.2	Silty SAND: brown, fine to medium grain, wet. Organic odour, no staining.
SD024		23/05/2024 13:40	0.05	0.1	SAND: light brown, fine to coarse grain. No odour, no staining.
SD030	PW003	23/05/2024 14:54	0.05	0.1	SAND: light brown, fine to coarse grain. No odour, no staining.
SD035		14/06/2024 9:56	0.05	0.1	CLAY: dark brown, medium plasticity, with coarse to medium grain sands, saturated, with organic inclusions (rootlets). No odour, no staining.
SD081		14/06/2024 9:15	n/a	n/a	Unable to access location. Road currently closed off from both sides.
SD085		27/05/2024 10:10	n/a	n/a	Location observed to not be representative of Bakers Lagoon.

Notes

n/a Not applicable

Table T5 - Groundwater Analytical Results

					PFAS					PFAS - Perfluoroalkyl Sulfonic Acids				PFAS - Perfluoroalkyl Carboxylic Acids										PFAS - (n:2) Fluorotelomer Sulfonic Acids				PFAS - Perfluoroalkyl Sulfonamides						
					Perfluorooctanoic acid (PFOA)	Perfluorooctane sulfonic acid (PFOS)	Perfluorohexane sulfonic acid (PFHxS)	Sum of PFHxS and PFOS	Sum of PFAS	Perfluorobutane sulfonic acid (PFBS)	Perfluoropentane sulfonic acid (PFPeS)	Perfluoroheptane sulfonic acid (PFHpS)	Perfluorodecane sulfonic acid (PFDS)	Perfluorobutanoic acid (PFBA)	Perfluoropentanoic acid (PFPeA)	Perfluorohexanoic acid (PFHxA)	Perfluoroheptanoic acid (PFHpA)	Perfluorononanoic acid (PFNA)	Perfluorodecanoic acid (PFDA)	Perfluoroundecanoic acid (PFUnDA)	Perfluorododecanoic acid (PFDoDA)	Perfluorotridecanoic acid (PFTrDA)	Perfluorotetradecanoic acid (PFTeDA)	4:2 Fluorotelomer sulfonic acid (4:2 FTS)	6:2 Fluorotelomer sulfonic acid (6:2 FTS)	8:2 Fluorotelomer sulfonic acid (8:2 FTS)	10:2 Fluorotelomer sulfonic acid (10:2 FTS)	Perfluorooctane sulfonamide (FOSA)	N-Methyl perfluorooctane sulfonamide (MeFOSA)	N-Methyl perfluorooctane sulfonamidoacetic acid (MeFOSAA)	N-methyl perfluorooctane sulfonamidoethanol (MeFOSE)	N-Ethyl perfluorooctane sulfonamide (EtFOSA)	N-Ethyl perfluorooctane sulfonamidoacetic acid (EtFOSAA)	N-Ethyl perfluorooctane sulfonamidoethanol (EtFOSE)
					µg/L	µg/L	µg/L	µg/L	µg/L	µg/L	µg/L	µg/L	µg/L	µg/L	µg/L	µg/L	µg/L	µg/L	µg/L	µg/L	µg/L	µg/L	µg/L	µg/L	µg/L	µg/L	µg/L	µg/L	µg/L	µg/L	µg/L	µg/L	µg/L	µg/L
LOR					0.001	0.001	0.001	0.001	0.001	0.001	0.001	0.001	0.002	0.002	0.002	0.001	0.001	0.001	0.002	0.002	0.005	0.01	0.02	0.001	0.001	0.002	0.002	0.01	0.02	0.002	0.05	0.02	0.002	0.05
PFAS NEMP 2020 Drinking Water					**0.56**			**0.07**																										
PFAS NEMP 2020 Freshwater 99%					*19*	*0.00023*																												
Location Code	**Date**	**Field ID**	**Sample Type**	**Lab Report #**																														
MW001	13 Jun 2024	0902_MW001_240613	Normal	ES2419506	<0.01	<0.01	0.04	0.04	0.04	<0.02	<0.02	<0.02	<0.02	<0.1	<0.02	<0.02	<0.02	<0.02	<0.02	<0.02	<0.02	<0.02	<0.05	<0.05	<0.05	<0.05	<0.05	<0.02	<0.05	<0.02	<0.05	<0.05	<0.02	<0.05
MW002	13 Jun 2024	0902_MW002_240613	Normal	ES2419506	<0.01	<0.01	<0.01	<0.01	<0.01	<0.02	<0.02	<0.02	<0.02	<0.1	<0.02	<0.02	<0.02	<0.02	<0.02	<0.02	<0.02	<0.02	<0.05	<0.05	<0.05	<0.05	<0.05	<0.02	<0.05	<0.02	<0.05	<0.05	<0.02	<0.05
MW002	13 Jun 2024	0902_QC113_240613	Field_D	ES2419506	<0.01	<0.01	<0.01	<0.01	<0.01	<0.02	<0.02	<0.02	<0.02	<0.1	<0.02	<0.02	<0.02	<0.02	<0.02	<0.02	<0.02	<0.02	<0.05	<0.05	<0.05	<0.05	<0.05	<0.02	<0.05	<0.02	<0.05	<0.05	<0.02	<0.05
MW002	13 Jun 2024	0902_QC213_240613	Interlab_D	354010	<0.01	<0.01	<0.01	<0.01	<0.01	<0.01	<0.01	<0.01	<0.02	<0.02	<0.02	<0.01	<0.01	<0.01	<0.02	<0.02	<0.05	<0.1	<0.5	<0.01	<0.01	<0.02	<0.02	<0.1	<0.05	<0.02	<0.05	<0.1	<0.02	<0.5
MW004	13 Jun 2024	0902_MW004_240613	Normal	ES2419506	<0.01	<0.01	<0.01	<0.01	<0.01	<0.02	<0.02	<0.02	<0.02	<0.1	<0.02	<0.02	<0.02	<0.02	<0.02	<0.02	<0.02	<0.02	<0.05	<0.05	<0.05	<0.05	<0.05	<0.02	<0.05	<0.02	<0.05	<0.05	<0.02	<0.05
MW004	13 Jun 2024	0902_QC112_240613	Field_D	ES2419506	<0.01	<0.01	<0.01	<0.01	<0.01	<0.02	<0.02	<0.02	<0.02	<0.1	<0.02	<0.02	<0.02	<0.02	<0.02	<0.02	<0.02	<0.02	<0.05	<0.05	<0.05	<0.05	<0.05	<0.02	<0.05	<0.02	<0.05	<0.05	<0.02	<0.05
MW004	13 Jun 2024	0902_QC212_240613	Interlab_D	354010	<0.01	<0.01	<0.01	<0.01	<0.01	<0.01	<0.01	<0.01	<0.02	<0.02	<0.02	<0.01	<0.01	<0.01	<0.02	<0.02	<0.05	<0.1	<0.5	<0.01	<0.01	<0.02	<0.02	<0.1	<0.05	<0.02	<0.05	<0.1	<0.02	<0.5
MW005	13 Jun 2024	0902_MW005_240613	Normal	ES2419506	<0.01	*0.06*	0.02	**0.08**	0.08	<0.02	<0.02	<0.02	<0.02	<0.1	<0.02	<0.02	<0.02	<0.02	<0.02	<0.02	<0.02	<0.02	<0.05	<0.05	<0.05	<0.05	<0.05	<0.02	<0.05	<0.02	<0.05	<0.05	<0.02	<0.05
MW007	21 May 2024	0902_MW007_240521	Normal	ES2417952	<0.01	<0.01	0.19	**0.19**	0.25	0.03	0.03	<0.02	<0.02	<0.1	<0.02	<0.02	<0.02	<0.02	<0.02	<0.02	<0.02	<0.02	<0.05	<0.05	<0.05	<0.05	<0.05	<0.02	<0.05	<0.02	<0.05	<0.05	<0.02	<0.05
MW008	21 May 2024	0902_MW008_240521	Normal	ES2417952	<0.01	*0.06*	0.22	**0.28**	0.48	0.07	0.06	<0.02	<0.02	<0.1	<0.02	0.05	<0.02	<0.02	<0.02	<0.02	<0.02	<0.02	<0.05	<0.05	<0.05	<0.05	<0.05	<0.02	<0.05	<0.02	<0.05	<0.05	<0.02	<0.05
MW009	21 May 2024	0902_MW009_240521	Normal	ES2417952	<0.01	*0.06*	0.01	0.07	0.07	<0.02	<0.02	<0.02	<0.02	<0.1	<0.02	<0.02	<0.02	<0.02	<0.02	<0.02	<0.02	<0.02	<0.05	<0.05	<0.05	<0.05	<0.05	<0.02	<0.05	<0.02	<0.05	<0.05	<0.02	<0.05
MW010	21 May 2024	0902_MW010_240521	Normal	ES2417952	<0.01	*0.13*	0.16	**0.29**	0.36	0.02	0.02	<0.02	<0.02	<0.1	<0.02	0.03	<0.02	<0.02	<0.02	<0.02	<0.02	<0.02	<0.05	<0.05	<0.05	<0.05	<0.05	<0.02	<0.05	<0.02	<0.05	<0.05	<0.02	<0.05
MW015	13 Jun 2024	0902_MW015_240613	Normal	ES2419506	0.08	*2.23*	2.18	**4.41**	5.73	0.29	0.34	0.10	<0.02	<0.1	0.06	0.29	0.04	<0.02	<0.02	<0.02	<0.02	<0.02	<0.05	<0.05	<0.05	<0.05	<0.05	<0.02	<0.05	<0.02	<0.05	<0.05	<0.02	<0.05
MW016	13 Jun 2024	0902_MW016_240613	Normal	ES2419506	<0.01	*0.02*	<0.01	0.02	0.02	<0.02	<0.02	<0.02	<0.02	<0.1	<0.02	<0.02	<0.02	<0.02	<0.02	<0.02	<0.02	<0.02	<0.05	<0.05	<0.05	<0.05	<0.05	<0.02	<0.05	<0.02	<0.05	<0.05	<0.02	<0.05
MW017	13 Jun 2024	0902_MW017_240613	Normal	ES2419506	0.02	*0.93*	2.94	**3.87**	5.07	0.37	0.48	0.07	<0.02	0.1	<0.02	0.03	<0.02	<0.02	<0.02	<0.02	<0.02	<0.02	<0.05	<0.05	<0.05	<0.05	<0.05	<0.02	<0.05	<0.02	<0.05	<0.05	<0.02	<0.05
MW020	22 May 2024	0902_MW020_240522	Normal	ES2417952	0.03	*0.15*	3.16	**3.31**	4.19	0.24	0.30	0.04	<0.02	<0.1	0.03	0.14	<0.02	<0.02	<0.02	<0.02	<0.02	<0.02	<0.05	<0.05	<0.05	<0.05	<0.05	<0.02	<0.05	<0.02	<0.05	<0.05	<0.02	<0.05
MW021	22 May 2024	0902_MW021_240522	Normal	ES2417952	0.11	*1.57*	1.14	**2.71**	3.15	0.04	0.06	0.04	<0.02	<0.1	0.04	0.12	0.03	<0.02	<0.02	<0.02	<0.02	<0.02	<0.05	<0.05	<0.05	<0.05	<0.05	<0.02	<0.05	<0.02	<0.05	<0.05	<0.02	<0.05
MW022	22 May 2024	0902_MW022_240522	Normal	ES2417952	0.08	*1.15*	2.23	**3.38**	4.59	0.26	0.29	0.06	<0.02	<0.1	0.08	0.28	0.05	<0.02	<0.02	<0.02	<0.02	<0.02	<0.05	<0.05	<0.05	<0.05	<0.05	<0.02	<0.05	<0.02	<0.05	<0.05	<0.02	<0.05
MW023	22 May 2024	0902_MW023_240522	Normal	ES2417952	<0.01	*0.06*	0.13	**0.19**	0.26	0.04	0.03	<0.02	<0.02	<0.1	<0.02	<0.02	<0.02	<0.02	<0.02	<0.02	<0.02	<0.02	<0.05	<0.05	<0.05	<0.05	<0.05	<0.02	<0.05	<0.02	<0.05	<0.05	<0.02	<0.05
MW024	21 May 2024	0902_MW024_240520	Normal	ES2417952	<0.01	*0.03*	1.04	**1.07**	2.67	0.46	0.47	<0.02	<0.02	<0.1	0.07	0.33	0.02	<0.02	<0.02	<0.02	<0.02	<0.02	<0.05	<0.05	<0.05	<0.05	<0.05	<0.02	<0.05	<0.02	<0.05	<0.05	<0.02	<0.05
MW025	20 May 2024	0902_MW025_240520	Normal	ES2417952	<0.01	*0.03*	0.01	0.04	0.04	<0.02	<0.02	<0.02	<0.02	<0.1	<0.02	<0.02	<0.02	<0.02	<0.02	<0.02	<0.02	<0.02	<0.05	<0.05	<0.05	<0.05	<0.05	<0.02	<0.05	<0.02	<0.05	<0.05	<0.02	<0.05
MW026	20 May 2024	0902_MW026_240520	Normal	ES2417952	0.16	*0.66*	3.70	**4.36**	6.24	0.37	0.47	0.12	<0.02	<0.1	0.08	0.50	0.07	<0.02	<0.02	<0.02	<0.02	<0.02	<0.05	<0.05	<0.05	<0.05	<0.05	<0.02	<0.05	<0.02	<0.05	<0.05	<0.02	<0.05
MW028	21 May 2024	0902_MW028_240521	Normal	ES2417952	0.40	*0.04*	14.3	**14.3**	26.8	2.05	3.02	0.05	<0.02	0.5	0.82	4.11	0.72	<0.02	<0.02	<0.02	<0.02	<0.02	<0.05	<0.05	<0.05	<0.05	<0.05	<0.02	<0.05	<0.02	<0.05	<0.05	<0.02	<0.05
MW030	24 May 2024	0902_MW030_240524	Normal	ES2417952	0.19	*2.01*	2.13	**4.14**	5.60	0.27	0.31	0.08	<0.02	0.1	0.06	0.33	0.07	<0.02	<0.02	<0.02	<0.02	<0.02	<0.05	<0.05	<0.05	<0.05	<0.05	<0.02	<0.05	<0.02	<0.05	<0.05	<0.02	<0.05
MW032	22 May 2024	0902_MW032_240522	Normal	ES2417952	0.30	*3.13*	10.1	**13.2**	20.3	1.34	1.58	0.28	<0.02	0.8	0.28	1.75	0.16	<0.02	<0.02	<0.02	<0.02	<0.02	<0.05	<0.05	<0.05	<0.05	<0.05	<0.02	<0.05	<0.02	<0.05	<0.05	<0.02	<0.05
MW033	22 May 2024	0902_MW033_240522	Normal	ES2417952	0.02	*0.07*	1.13	**1.20**	1.74	0.10	0.14	<0.02	<0.02	<0.1	0.05	0.16	0.03	<0.02	<0.02	<0.02	<0.02	<0.02	<0.05	<0.05	<0.05	<0.05	<0.05	<0.02	<0.05	<0.02	<0.05	<0.05	<0.02	<0.05
MW034	22 May 2024	0902_MW034_240522	Normal	ES2417952	0.02	*0.16*	0.48	**0.64**	0.99	0.07	0.09	<0.02	<0.02	<0.1	0.03	0.10	<0.02	<0.02	<0.02	<0.02	<0.02	<0.02	<0.05	<0.05	<0.05	<0.05	<0.05	<0.02	<0.05	<0.02	<0.05	<0.05	<0.02	<0.05
MW036	23 May 2024	0902_MW036_240523	Normal	ES2417952	0.02	*0.06*	0.79	**0.85**	1.39	0.15	0.15	<0.02	<0.02	<0.1	0.03	0.13	<0.02	<0.02	<0.02	<0.02	<0.02	<0.02	<0.05	<0.05	<0.05	<0.05	<0.05	<0.02	<0.05	<0.02	<0.05	<0.05	<0.02	<0.05
MW040	21 May 2024	0902_MW040_240521	Normal	ES2417952	**0.87**	*38.1*	15.7	**53.8**	67.2	1.47	1.72	0.60	0.21	1.6	1.50	3.64	0.36	0.08	0.02	<0.02	<0.02	<0.02	<0.05	<0.05	0.06	<0.05	<0.05	0.10	<0.05	<0.02	<0.05	<0.05	<0.02	<0.05
MW041	21 May 2024	0902_MW041_240521	Normal	ES2417952	<0.01	*0.03*	0.04	0.07	0.07	<0.02	<0.02	<0.02	<0.02	<0.1	<0.02	<0.02	<0.02	<0.02	<0.02	<0.02	<0.02	<0.02	<0.05	<0.05	<0.05	<0.05	<0.05	<0.02	<0.05	<0.02	<0.05	<0.05	<0.02	<0.05
MW042	21 May 2024	0902_MW042_240521	Normal	ES2417952	<0.01	*0.04*	0.04	**0.08**	0.08	<0.02	<0.02	<0.02	<0.02	<0.1	<0.02	<0.02	<0.02	<0.02	<0.02	<0.02	<0.02	<0.02	<0.05	<0.05	<0.05	<0.05	<0.05	<0.02	<0.05	<0.02	<0.05	<0.05	<0.02	<0.05
MW043	21 May 2024	0902_MW043_240521	Normal	ES2417952	<0.01	<0.01	<0.01	<0.01	<0.01	<0.02	<0.02	<0.02	<0.02	<0.1	<0.02	<0.02	<0.02	<0.02	<0.02	<0.02	<0.02	<0.02	<0.05	<0.05	<0.05	<0.05	<0.05	<0.02	<0.05	<0.02	<0.05	<0.05	<0.02	<0.05
MW045	20 May 2024	0902_MW045_240520	Normal	ES2417952	<0.01	<0.01	0.04	0.04	0.04	<0.02	<0.02	<0.02	<0.02	<0.1	<0.02	<0.02	<0.02	<0.02	<0.02	<0.02	<0.02	<0.02	<0.05	<0.05	<0.05	<0.05	<0.05	<0.02	<0.05	<0.02	<0.05	<0.05	<0.02	<0.05
MW046	20 May 2024	0902_MW046_240520	Normal	ES2417952	<0.01	<0.01	0.03	0.03	0.03	<0.02	<0.02	<0.02	<0.02	<0.1	<0.02	<0.02	<0.02	<0.02	<0.02	<0.02	<0.02	<0.02	<0.05	<0.05	<0.05	<0.05	<0.05	<0.02	<0.05	<0.02	<0.05	<0.05	<0.02	<0.05
MW047	21 May 2024	0902_MW047_240521	Normal	ES2417952	0.26	*3.20*	6.54	**9.74**	15.0	1.18	1.60	0.23	<0.02	0.1	0.22	1.00	0.18	<0.02	<0.02	<0.02	<0.02	<0.02	<0.05	<0.05	<0.05	<0.05	<0.05	<0.02	<0.05	<0.02	<0.05	<0.05	<0.02	<0.05
MW048	21 May 2024	0902_MW048_240521	Normal	ES2417952	<0.01	<0.01	0.34	**0.34**	0.76	0.10	0.11	<0.02	<0.02	<0.1	0.03	0.14	<0.02	<0.02	<0.02	<0.02	<0.02	<0.02	<0.05	<0.05	<0.05	<0.05	<0.05	<0.02	<0.05	<0.02	<0.05	<0.05	<0.02	<0.05
MW050	21 May 2024	0902_MW050_240521	Normal	ES2417952	0.18	*5.68*	1.80	**7.48**	8.94	0.19	0.22	0.13	<0.02	<0.1	0.15	0.41	0.08	<0.02	<0.02	<0.02	<0.02	<0.02	<0.05	<0.05	<0.05	<0.05	<0.05	<0.02	<0.05	<0.02	<0.05	<0.05	<0.02	<0.05
MW051	21 May 2024	0902_MW051_240521	Normal	ES2417952	***30.0***	*289*	394	**683**	988	45.8	43.0	52.4	<0.05	13.0	17.8	72.0	10.7	0.30	<0.05	<0.05	<0.05	<0.05	<0.12	<0.05	0.11	<0.05	<0.05	<0.05	<0.12	<0.05	<0.12	<0.12	<0.05	<0.12
MW052	21 May 2024	0902_MW052_240521	Normal	ES2417952	0.21	*0.50*	10.8	**11.3**	30.4	4.04	4.50	0.05	<0.02	0.8	1.24	5.90	0.40	<0.02	<0.02	<0.02	<0.02	<0.02	<0.05	<0.05	<0.05	<0.05	<0.05	<0.02	<0.05	<0.02	<0.05	<0.05	<0.02	<0.05
MW053	24 May 2024	0902_MW053_240524	Normal	ES2417952	**1.00**	*0.13*	22.3	**22.4**	37.8	3.51	4.25	0.13	<0.02	0.6	0.69	3.77	0.86	<0.02	<0.02	<0.02	<0.02	<0.02	<0.05	<0.05	<0.05	<0.05	<0.05	<0.02	<0.05	<0.02	<0.05	<0.05	<0.02	<0.05

Table T5 - Groundwater Analytical Results

					PFAS					PFAS - Perfluoroalkyl Sulfonic Acids				PFAS - Perfluoroalkyl Carboxylic Acids										PFAS - (n:2) Fluorotelomer Sulfonic Acids				PFAS - Perfluoroalkyl Sulfonamides						
					Perfluorooctanoic acid (PFOA)	Perfluorooctane sulfonic acid (PFOS)	Perfluorohexane sulfonic acid (PFHxS)	Sum of PFHxS and PFOS	Sum of PFAS	Perfluorobutane sulfonic acid (PFBS)	Perfluoropentane sulfonic acid (PFPeS)	Perfluoroheptane sulfonic acid (PFHpS)	Perfluorodecane sulfonic acid (PFDS)	Perfluorobutanoic acid (PFBA)	Perfluoropentanoic acid (PFPeA)	Perfluorohexanoic acid (PFHxA)	Perfluoroheptanoic acid (PFHpA)	Perfluorononanoic acid (PFNA)	Perfluorodecanoic acid (PFDA)	Perfluoroundecanoic acid (PFUnDA)	Perfluorododecanoic acid (PFDoDA)	Perfluorotridecanoic acid (PFTrDA)	Perfluorotetradecanoic acid (PFTeDA)	4:2 Fluorotelomer sulfonic acid (4:2 FTS)	6:2 Fluorotelomer sulfonic acid (6:2 FTS)	8:2 Fluorotelomer sulfonic acid (8:2 FTS)	10:2 Fluorotelomer sulfonic acid (10:2 FTS)	Perfluorooctane sulfonamide (FOSA)	N-Methyl perfluorooctane sulfonamide (MeFOSA)	N-Methyl perfluorooctane sulfonamidoacetic acid (MeFOSAA)	N-methyl perfluorooctane sulfonamidoethanol (MeFOSE)	N-Ethyl perfluorooctane sulfonamide (EtFOSA)	N-Ethyl perfluorooctane sulfonamidoacetic acid (EtFOSAA)	N-Ethyl perfluorooctane sulfonamidoethanol (EtFOSE)
					µg/L	µg/L	µg/L	µg/L	µg/L	µg/L	µg/L	µg/L	µg/L	µg/L	µg/L	µg/L	µg/L	µg/L	µg/L	µg/L	µg/L	µg/L	µg/L	µg/L	µg/L	µg/L	µg/L	µg/L	µg/L	µg/L	µg/L	µg/L	µg/L	µg/L
LOR					0.001	0.001	0.001	0.001	0.001	0.001	0.001	0.001	0.002	0.002	0.002	0.001	0.001	0.001	0.002	0.002	0.005	0.01	0.02	0.001	0.001	0.002	0.002	0.01	0.02	0.002	0.05	0.02	0.002	0.05
PFAS NEMP 2020 Drinking Water					**0.56**			**0.07**																										
PFAS NEMP 2020 Freshwater 99%					*19*	*0.00023*																												
Location Code	**Date**	**Field ID**	**Sample Type**	**Lab Report #**																														
MW054	24 May 2024	0902_MW054_240524	Normal	ES2417952	0.02	*0.19*	0.52	**0.71**	1.11	0.14	0.11	<0.02	<0.02	<0.1	0.02	0.06	<0.02	<0.02	<0.02	<0.02	<0.02	<0.02	<0.05	<0.05	<0.05	<0.05	<0.05	<0.02	<0.05	<0.02	<0.05	<0.05	<0.02	<0.05
MW056	24 May 2024	0902_MW056_240524	Normal	ES2417952	<0.01	*0.08*	0.03	**0.11**	0.11	<0.02	<0.02	<0.02	<0.02	<0.1	<0.02	<0.02	<0.02	<0.02	<0.02	<0.02	<0.02	<0.02	<0.05	<0.05	<0.05	<0.05	<0.05	<0.02	<0.05	<0.02	<0.05	<0.05	<0.02	<0.05
MW057	24 May 2024	0902_MW057_240524	Normal	ES2418140	0.07	*0.17*	0.79	**0.96**	1.60	0.11	0.10	<0.02	<0.02	0.1	0.06	0.13	0.03	<0.02	<0.02	<0.02	<0.02	<0.02	<0.05	<0.05	<0.05	<0.05	<0.05	<0.02	<0.05	<0.02	<0.05	<0.05	<0.02	<0.05
MW057	24 May 2024	0902_QC108_240524	Field_D	ES2418140	0.07	*0.18*	0.83	**1.01**	1.66	0.11	0.10	<0.02	<0.02	0.1	0.06	0.14	0.03	<0.02	<0.02	<0.02	<0.02	<0.02	<0.05	<0.05	<0.05	<0.05	<0.05	<0.02	<0.05	<0.02	<0.05	<0.05	<0.02	<0.05
MW057	24 May 2024	0902_QC208_240524	Interlab_D	352592	0.06	*0.16*	0.79	**0.95**	1.6	0.12	0.09	0.02	<0.02	0.1	0.07	0.12	0.04	<0.01	<0.02	<0.02	<0.05	<0.1	<0.5	<0.01	<0.01	<0.02	<0.02	<0.1	<0.05	<0.02	<0.05	<0.1	<0.02	<0.5
MW058	14 Jun 2024	0902_MW058_240614	Normal	ES2419508	0.46	*0.35*	5.50	**5.85**	15.8	1.99	2.40	0.08	<0.02	0.4	0.66	2.95	0.59	<0.02	<0.02	<0.02	<0.02	<0.02	<0.05	<0.05	<0.05	<0.05	<0.05	<0.02	<0.05	<0.02	<0.05	<0.05	<0.02	<0.05
MW058	14 Jun 2024	0902_QC115_240614	Field_D	ES2419508	0.50	*0.35*	5.41	**5.76**	16.2	2.02	2.50	0.08	<0.02	0.5	0.65	3.09	0.60	<0.02	<0.02	<0.02	<0.02	<0.02	<0.05	<0.05	<0.05	<0.05	<0.05	<0.02	<0.05	<0.02	<0.05	<0.05	<0.02	<0.05
MW058	14 Jun 2024	0902_QC215_240614	Interlab_D	354010	0.42	*0.28*	5.9	**6.2**	15	2.1	1.9	0.06	<0.02	0.50	0.60	2.8	0.59	<0.01	<0.02	<0.02	<0.05	<0.1	<0.5	<0.01	<0.01	<0.02	<0.02	<0.1	<0.05	<0.02	<0.05	<0.1	<0.02	<0.5
MW059	24 May 2024	0902_MW059_240524	Normal	ES2417952	0.07	*0.06*	6.83	**6.89**	20.4	2.96	3.50	<0.02	<0.02	0.5	0.75	4.23	0.62	<0.02	<0.02	<0.02	<0.02	<0.02	<0.05	<0.05	<0.05	<0.05	<0.05	<0.02	<0.05	<0.02	<0.05	<0.05	<0.02	<0.05
MW060	20 May 2024	0902_MW060_240520	Normal	ES2417952	0.05	*0.41*	1.07	**1.48**	2.17	0.12	0.15	0.04	<0.02	<0.1	0.04	0.20	0.03	<0.02	<0.02	<0.02	<0.02	<0.02	<0.05	<0.05	<0.05	<0.05	<0.05	<0.02	<0.05	<0.02	<0.05	<0.05	<0.02	<0.05
MW061	21 May 2024	0902_MW061_240521	Normal	ES2417952	0.03	*0.31*	0.47	**0.78**	1.09	0.10	0.07	<0.02	<0.02	<0.1	0.02	0.04	<0.02	<0.02	<0.02	<0.02	<0.02	<0.02	<0.05	<0.05	<0.05	<0.05	<0.05	<0.02	<0.05	<0.02	<0.05	<0.05	<0.02	<0.05
MW062	20 May 2024	0902_MW062_240520	Normal	ES2417952	<0.01	*0.31*	0.17	**0.48**	0.88	<0.02	<0.02	<0.02	<0.02	<0.1	0.21	0.14	0.05	<0.02	<0.02	<0.02	<0.02	<0.02	<0.05	<0.05	<0.05	<0.05	<0.05	<0.02	<0.05	<0.02	<0.05	<0.05	<0.02	<0.05
MW063	20 May 2024	0902_MW063_240520	Normal	ES2417952	**1.06**	*1.71*	11.2	**12.9**	26.7	2.28	2.77	0.38	<0.02	0.6	1.23	3.70	0.88	<0.02	<0.02	<0.02	<0.02	<0.02	<0.05	<0.05	0.14	<0.05	<0.05	<0.02	<0.05	<0.02	<0.05	<0.05	<0.02	<0.05
MW063	20 May 2024	0902_QC101_240520	Field_D	ES2417952	**1.11**	*1.74*	9.73	**11.5**	25.6	2.07	2.80	0.34	<0.02	0.5	1.06	4.52	0.66	<0.02	<0.02	<0.02	<0.02	<0.02	<0.05	<0.05	0.16	<0.05	<0.05	<0.02	<0.05	<0.02	<0.05	<0.05	<0.02	<0.05
MW063	20 May 2024	0902_QC201_240520	Interlab_D	352592	**1.0**	*2.0*	16	**18**	32	2.4	2.4	0.53	<0.02	0.73	1.2	5.1	0.86	<0.01	<0.02	<0.02	<0.05	<0.1	<0.5	<0.01	0.17	<0.02	<0.02	<0.1	<0.05	<0.02	<0.05	<0.1	<0.02	<0.5
MW064	21 May 2024	0902_MW064_240521	Normal	ES2417952	<0.01	*0.18*	0.19	**0.37**	0.63	<0.02	0.03	<0.02	<0.02	<0.1	<0.02	<0.02	<0.02	<0.02	<0.02	<0.02	<0.02	<0.02	<0.05	<0.05	<0.05	<0.05	<0.05	<0.02	<0.05	<0.02	<0.05	<0.05	<0.02	<0.05
MW065	20 May 2024	0902_MW065_240520	Normal	ES2417952	<0.01	*0.06*	0.06	**0.12**	0.17	0.02	<0.02	<0.02	<0.02	<0.1	0.03	<0.02	<0.02	<0.02	<0.02	<0.02	<0.02	<0.02	<0.05	<0.05	<0.05	<0.05	<0.05	<0.02	<0.05	<0.02	<0.05	<0.05	<0.02	<0.05
MW066	20 May 2024	0902_MW066_240520	Normal	ES2417952	0.01	*0.23*	0.37	**0.60**	0.74	0.05	0.06	<0.02	<0.02	<0.1	<0.02	0.02	<0.02	<0.02	<0.02	<0.02	<0.02	<0.02	<0.05	<0.05	<0.05	<0.05	<0.05	<0.02	<0.05	<0.02	<0.05	<0.05	<0.02	<0.05
MW066	20 May 2024	0902_QC102_240520	Field_D	ES2417952	0.01	*0.19*	0.24	**0.43**	0.51	0.04	0.03	<0.02	<0.02	<0.1	<0.02	<0.02	<0.02	<0.02	<0.02	<0.02	<0.02	<0.02	<0.05	<0.05	<0.05	<0.05	<0.05	<0.02	<0.05	<0.02	<0.05	<0.05	<0.02	<0.05
MW066	20 May 2024	0902_QC202_240520	Interlab_D	352592	0.01	*0.20*	0.32	**0.52**	0.66	0.04	0.04	0.02	<0.02	<0.02	<0.02	0.03	<0.01	<0.01	<0.02	<0.02	<0.05	<0.1	<0.5	<0.01	<0.01	<0.02	<0.02	<0.1	<0.05	<0.02	<0.05	<0.1	<0.02	<0.5
MW067	20 May 2024	0902_MW067_240520	Normal	ES2417952	<0.01	*0.02*	0.04	0.06	0.06	<0.02	<0.02	<0.02	<0.02	<0.1	<0.02	<0.02	<0.02	<0.02	<0.02	<0.02	<0.02	<0.02	<0.05	<0.05	<0.05	<0.05	<0.05	<0.02	<0.05	<0.02	<0.05	<0.05	<0.02	<0.05
MW068	20 May 2024	0902_MW068_240520	Normal	ES2417952	0.27	*1.78*	4.94	**6.72**	9.36	0.40	0.61	0.19	<0.02	<0.1	0.15	0.73	0.11	<0.02	<0.02	<0.02	<0.02	<0.02	<0.05	<0.05	<0.05	<0.05	<0.05	<0.02	<0.05	<0.02	<0.05	<0.05	<0.02	<0.05
MW068	20 May 2024	0902_QC100_240520	Field_D	ES2417952	0.29	*1.69*	3.75	**5.44**	7.70	0.32	0.57	0.14	<0.02	<0.1	0.14	0.56	0.07	<0.02	<0.02	<0.02	<0.02	<0.02	<0.05	<0.05	<0.05	<0.05	<0.05	<0.02	<0.05	<0.02	<0.05	<0.05	<0.02	<0.05
MW068	20 May 2024	0902_QC200_240520	Interlab_D	352592	0.23	*1.5*	4.5	**6.0**	8.3	0.39	0.48	0.21	<0.02	0.09	0.1	0.61	0.09	<0.01	<0.02	<0.02	<0.05	<0.1	<0.5	<0.01	<0.01	<0.02	<0.02	<0.1	<0.05	<0.02	<0.05	<0.1	<0.02	<0.5
MW069	20 May 2024	0902_MW069_240520	Normal	ES2417952	0.03	*0.47*	0.31	**0.78**	1.00	0.07	0.04	<0.02	<0.02	<0.1	0.03	0.05	<0.02	<0.02	<0.02	<0.02	<0.02	<0.02	<0.05	<0.05	<0.05	<0.05	<0.05	<0.02	<0.05	<0.02	<0.05	<0.05	<0.02	<0.05
MW070	20 May 2024	0902_MW070_240520	Normal	ES2417952	0.05	*0.73*	0.23	**0.96**	1.32	0.10	0.02	0.02	<0.02	<0.1	0.07	0.07	0.03	<0.02	<0.02	<0.02	<0.02	<0.02	<0.05	<0.05	<0.05	<0.05	<0.05	<0.02	<0.05	<0.02	<0.05	<0.05	<0.02	<0.05
MW071	20 May 2024	0902_MW071_240520	Normal	ES2417952	0.08	*1.02*	0.43	**1.45**	2.50	0.29	0.06	<0.02	<0.02	0.1	0.21	0.21	0.08	<0.02	<0.02	<0.02	<0.02	<0.02	<0.05	<0.05	<0.05	<0.05	<0.05	<0.02	<0.05	<0.02	<0.05	<0.05	<0.02	<0.05
MW072	22 May 2024	0902_MW072_240522	Normal	ES2417952	**3.07**	*29.0*	61.5	**90.5**	141	8.35	9.50	3.20	<0.02	5.8	2.29	12.1	1.53	<0.02	<0.02	<0.02	<0.02	<0.02	<0.05	<0.05	<0.05	<0.05	<0.05	<0.02	<0.05	<0.02	<0.05	<0.05	<0.02	<0.05
MW073	23 May 2024	0902_MW073_240523	Normal	ES2417952	**2.61**	*7.53*	50.6	**58.1**	103	5.76	8.08	1.47	<0.02	8.5	2.38	12.1	1.30	<0.02	<0.02	<0.02	<0.02	<0.02	<0.05	<0.05	<0.05	<0.05	<0.05	<0.02	<0.05	<0.02	<0.05	<0.05	<0.02	<0.05
MW074	22 May 2024	0902_MW074_240522	Normal	ES2417952	**1.78**	*17.0*	39.9	**56.9**	92.7	5.52	6.78	1.70	<0.02	6.3	1.67	8.50	1.06	<0.02	<0.02	<0.02	<0.02	<0.02	<0.05	<0.05	<0.05	<0.05	<0.05	<0.02	<0.05	<0.02	<0.05	<0.05	<0.02	<0.05
MW075	23 May 2024	0902_MW075_240523	Normal	ES2417952	<0.01	<0.01	<0.01	<0.01	<0.01	<0.02	<0.02	<0.02	<0.02	<0.1	<0.02	<0.02	<0.02	<0.02	<0.02	<0.02	<0.02	<0.02	<0.05	<0.05	<0.05	<0.05	<0.05	<0.02	<0.05	<0.02	<0.05	<0.05	<0.02	<0.05
MW076	23 May 2024	0902_MW076_240523	Normal	ES2417952	<0.01	<0.01	0.04	0.04	0.04	<0.02	<0.02	<0.02	<0.02	<0.1	<0.02	<0.02	<0.02	<0.02	<0.02	<0.02	<0.02	<0.02	<0.05	<0.05	<0.05	<0.05	<0.05	<0.02	<0.05	<0.02	<0.05	<0.05	<0.02	<0.05
MW077	23 May 2024	0902_MW077_240523	Normal	ES2417952	<0.01	<0.01	<0.01	<0.01	<0.01	<0.02	<0.02	<0.02	<0.02	<0.1	<0.02	<0.02	<0.02	<0.02	<0.02	<0.02	<0.02	<0.02	<0.05	<0.05	<0.05	<0.05	<0.05	<0.02	<0.05	<0.02	<0.05	<0.05	<0.02	<0.05
MW078	23 May 2024	0902_MW078_240523	Normal	ES2417952	<0.01	*0.02*	0.36	**0.38**	0.60	0.04	0.05	<0.02	<0.02	<0.1	0.04	0.09	<0.02	<0.02	<0.02	<0.02	<0.02	<0.02	<0.05	<0.05	<0.05	<0.05	<0.05	<0.02	<0.05	<0.02	<0.05	<0.05	<0.02	<0.05
MW079	23 May 2024	0902_MW079_240523	Normal	ES2417952	0.06	*1.16*	1.60	**2.76**	3.60	0.15	0.20	0.04	<0.02	<0.1	0.06	0.23	0.03	<0.02	<0.02	<0.02	<0.02	<0.02	<0.05	<0.05	<0.05	<0.05	<0.05	<0.02	<0.05	<0.02	<0.05	<0.05	<0.02	<0.05
MW081	23 May 2024	0902_MW081_240523	Normal	ES2417952	<0.01	*0.04*	0.04	**0.08**	0.08	<0.02	<0.02	<0.02	<0.02	<0.1	<0.02	<0.02	<0.02	<0.02	<0.02	<0.02	<0.02	<0.02	<0.05	<0.05	<0.05	<0.05	<0.05	<0.02	<0.05	<0.02	<0.05	<0.05	<0.02	<0.05
MW106	23 May 2024	0902_MW106_240523	Normal	ES2417952	<0.01	*0.27*	1.07	**1.34**	1.58	0.09	0.12	<0.02	<0.02	<0.1	<0.02	<0.02	<0.02	<0.02	<0.02	<0.02	<0.02	<0.02	<0.05	<0.05	<0.05	<0.05	<0.05	<0.02	<0.05	<0.02	<0.05	<0.05	<0.02	<0.05
MW106	23 May 2024	0902_QC105_240523	Field_D	ES2417952	<0.01	*0.28*	0.73	**1.01**	1.21	0.07	0.10	<0.02	<0.02	<0.1	<0.02	<0.02	<0.02	<0.02	<0.02	<0.02	<0.02	<0.02	<0.05	<0.05	<0.05	<0.05	<0.05	<0.02	<0.05	<0.02	<0.05	<0.05	<0.02	<0.05
MW106	23 May 2024	0902_QC205_240523	Interlab_D	352592	<0.01	*0.35*	0.98	**1.3**	1.6	0.1	0.11	0.02	<0.02	<0.02	<0.02	0.02	<0.01	<0.01	<0.02	<0.02	<0.05	<0.1	<0.5	<0.01	0.02	<0.02	<0.02	<0.1	<0.05	<0.02	<0.05	<0.1	<0.02	<0.5
MW107D	24 May 2024	0902_MW107D_240524	Normal	ES2417952	<0.01	*0.38*	1.08	**1.46**	1.76	0.10	0.13	0.02	<0.02	<0.1	<0.02	0.02	<0.02	<0.02	<0.02	<0.02	<0.02	<0.02	<0.05	<0.05	<0.05	<0.05	<0.05	<0.02	<0.05	<0.02	<0.05	<0.05	<0.02	<0.05

Table T5 - Groundwater Analytical Results

					PFAS					PFAS - Perfluoroalkyl Sulfonic Acids				PFAS - Perfluoroalkyl Carboxylic Acids										PFAS - (n:2) Fluorotelomer Sulfonic Acids				PFAS - Perfluoroalkyl Sulfonamides						
					Perfluorooctanoic acid (PFOA)	Perfluorooctane sulfonic acid (PFOS)	Perfluorohexane sulfonic acid (PFHxS)	Sum of PFHxS and PFOS	Sum of PFAS	Perfluorobutane sulfonic acid (PFBS)	Perfluoropentane sulfonic acid (PFPeS)	Perfluoroheptane sulfonic acid (PFHpS)	Perfluorodecane sulfonic acid (PFDS)	Perfluorobutanoic acid (PFBA)	Perfluoropentanoic acid (PFPeA)	Perfluorohexanoic acid (PFHxA)	Perfluoroheptanoic acid (PFHpA)	Perfluorononanoic acid (PFNA)	Perfluorodecanoic acid (PFDA)	Perfluoroundecanoic acid (PFUnDA)	Perfluorododecanoic acid (PFDoDA)	Perfluorotridecanoic acid (PFTrDA)	Perfluorotetradecanoic acid (PFTeDA)	4:2 Fluorotelomer sulfonic acid (4:2 FTS)	6:2 Fluorotelomer sulfonic acid (6:2 FTS)	8:2 Fluorotelomer sulfonic acid (8:2 FTS)	10:2 Fluorotelomer sulfonic acid (10:2 FTS)	Perfluorooctane sulfonamide (FOSA)	N-Methyl perfluorooctane sulfonamide (MeFOSA)	N-Methyl perfluorooctane sulfonamidoacetic acid (MeFOSAA)	N-methyl perfluorooctane sulfonamidoethanol (MeFOSE)	N-Ethyl perfluorooctane sulfonamide (EtFOSA)	N-Ethyl perfluorooctane sulfonamidoacetic acid (EtFOSAA)	N-Ethyl perfluorooctane sulfonamidoethanol (EtFOSE)
					µg/L	µg/L	µg/L	µg/L	µg/L	µg/L	µg/L	µg/L	µg/L	µg/L	µg/L	µg/L	µg/L	µg/L	µg/L	µg/L	µg/L	µg/L	µg/L	µg/L	µg/L	µg/L	µg/L	µg/L	µg/L	µg/L	µg/L	µg/L	µg/L	µg/L
LOR					0.001	0.001	0.001	0.001	0.001	0.001	0.001	0.001	0.002	0.002	0.002	0.001	0.001	0.001	0.002	0.002	0.005	0.01	0.02	0.001	0.001	0.002	0.002	0.01	0.02	0.002	0.05	0.02	0.002	0.05
PFAS NEMP 2020 Drinking Water					**0.56**			**0.07**																										
PFAS NEMP 2020 Freshwater 99%					*19*	*0.00023*																												
Location Code	**Date**	**Field ID**	**Sample Type**	**Lab Report #**																														
MW107I	24 May 2024	0902_MW107I_240524	Normal	ES2417952	***105***	*690*	585	**1,280**	1,920	68.9	102	30.5	0.05	27.9	47.3	218	31.9	0.22	<0.05	<0.05	<0.05	<0.05	<0.12	<0.05	0.16	<0.05	<0.05	<0.05	<0.12	<0.05	<0.12	<0.12	<0.05	<0.12
MW108	24 May 2024	0902_MW108_240524	Normal	ES2417952	0.09	*2.68*	0.95	**3.63**	5.18	0.27	0.17	0.06	<0.02	0.2	0.21	0.38	0.06	0.02	<0.02	<0.02	<0.02	<0.02	<0.05	<0.05	<0.05	<0.05	<0.05	<0.02	<0.05	<0.02	<0.05	<0.05	<0.02	<0.05
MW109	22 May 2024	0902_MW109_240522	Normal	ES2417952	0.11	*2.87*	1.35	**4.22**	5.37	0.21	0.22	0.08	<0.02	<0.1	0.07	0.30	0.05	<0.02	<0.02	<0.02	<0.02	<0.02	<0.05	<0.05	<0.05	<0.05	<0.05	<0.02	<0.05	<0.02	<0.05	<0.05	<0.02	<0.05
MW110	22 May 2024	0902_MW110_240522	Normal	ES2417952	<0.01	*0.07*	0.12	**0.19**	0.21	0.02	<0.02	<0.02	<0.02	<0.1	<0.02	<0.02	<0.02	<0.02	<0.02	<0.02	<0.02	<0.02	<0.05	<0.05	<0.05	<0.05	<0.05	<0.02	<0.05	<0.02	<0.05	<0.05	<0.02	<0.05
MW111	13 Jun 2024	0902_MW111_240613	Normal	ES2419506	0.02	*0.35*	0.52	**0.87**	1.50	0.16	0.11	<0.02	<0.02	<0.1	0.06	0.20	<0.02	<0.02	<0.02	<0.02	<0.02	<0.02	<0.05	<0.05	<0.05	<0.05	<0.05	<0.02	<0.05	<0.02	<0.05	<0.05	<0.02	<0.05
MW112	13 Jun 2024	0902_MW112_240613	Normal	ES2419506	<0.01	<0.01	<0.01	<0.01	<0.01	<0.02	<0.02	<0.02	<0.02	<0.1	<0.02	<0.02	<0.02	<0.02	<0.02	<0.02	<0.02	<0.02	<0.05	<0.05	<0.05	<0.05	<0.05	<0.02	<0.05	<0.02	<0.05	<0.05	<0.02	<0.05
MW113	13 Jun 2024	0902_MW113_240613	Normal	ES2419506	<0.01	<0.01	<0.01	<0.01	<0.01	<0.02	<0.02	<0.02	<0.02	<0.1	<0.02	<0.02	<0.02	<0.02	<0.02	<0.02	<0.02	<0.02	<0.05	<0.05	<0.05	<0.05	<0.05	<0.02	<0.05	<0.02	<0.05	<0.05	<0.02	<0.05
MW113	13 Jun 2024	0902_QC114_240613	Field_D	ES2419506	<0.01	<0.01	<0.01	<0.01	<0.01	<0.02	<0.02	<0.02	<0.02	<0.1	<0.02	<0.02	<0.02	<0.02	<0.02	<0.02	<0.02	<0.02	<0.05	<0.05	<0.05	<0.05	<0.05	<0.02	<0.05	<0.02	<0.05	<0.05	<0.02	<0.05
MW113	13 Jun 2024	0902_QC214_240613	Interlab_D	354010	<0.01	<0.01	<0.01	<0.01	<0.01	<0.01	<0.01	<0.01	<0.02	<0.02	<0.02	<0.01	<0.01	<0.01	<0.02	<0.02	<0.05	<0.1	<0.5	<0.01	<0.01	<0.02	<0.02	<0.1	<0.05	<0.02	<0.05	<0.1	<0.02	<0.5
MW114	13 Jun 2024	0902_MW114_240613	Normal	ES2419506	<0.01	*0.01*	0.21	**0.22**	0.30	0.04	0.04	<0.02	<0.02	<0.1	<0.02	<0.02	<0.02	<0.02	<0.02	<0.02	<0.02	<0.02	<0.05	<0.05	<0.05	<0.05	<0.05	<0.02	<0.05	<0.02	<0.05	<0.05	<0.02	<0.05
MW143	28 May 2024	0902_MW143_240528	Normal	ES2418140	<0.01	*0.08*	0.05	**0.13**	0.13	<0.02	<0.02	<0.02	<0.02	<0.1	<0.02	<0.02	<0.02	<0.02	<0.02	<0.02	<0.02	<0.02	<0.05	<0.05	<0.05	<0.05	<0.05	<0.02	<0.05	<0.02	<0.05	<0.05	<0.02	<0.05
MW144	28 May 2024	0902_MW144_240528	Normal	ES2418140	<0.01	<0.01	0.04	0.04	0.04	<0.02	<0.02	<0.02	<0.02	<0.1	<0.02	<0.02	<0.02	<0.02	<0.02	<0.02	<0.02	<0.02	<0.05	<0.05	<0.05	<0.05	<0.05	<0.02	<0.05	<0.02	<0.05	<0.05	<0.02	<0.05
MW144	28 May 2024	0902_QC109_240528	Field_D	ES2418140	<0.01	<0.01	0.04	0.04	0.04	<0.02	<0.02	<0.02	<0.02	<0.1	<0.02	<0.02	<0.02	<0.02	<0.02	<0.02	<0.02	<0.02	<0.05	<0.05	<0.05	<0.05	<0.05	<0.02	<0.05	<0.02	<0.05	<0.05	<0.02	<0.05
MW144	28 May 2024	0902_QC209_240528	Interlab_D	352592	<0.01	<0.01	0.03	0.03	0.06	0.01	0.01	<0.01	<0.02	<0.02	<0.02	<0.01	<0.01	<0.01	<0.02	<0.02	<0.05	<0.1	<0.5	<0.01	<0.01	<0.02	<0.02	<0.1	<0.05	<0.02	<0.05	<0.1	<0.02	<0.5

Notes

LOR	Limit of Reporting
Normal	Primary sample
Field_D	Intra-laboratory duplicate sample
Interlab_D	Inter-laboratory duplicate sample
	Denotes first-time detection above LOR
	Denotes new exceedence of human health and/or ecological screening criteria

Table T6 - Surface Water Analytical Results

					PFAS					PFAS - Perfluoroalkyl Sulfonic Acids				PFAS - Perfluoroalkyl Carboxylic Acids										PFAS - (n:2) Fluorotelomer Sulfonic Acids				PFAS - Perfluoroalkyl Sulfonamides						
					Perfluorooctanoic acid (PFOA)	Perfluorooctane sulfonic acid (PFOS)	Perfluorohexane sulfonic acid (PFHxS)	Sum of PFHxS and PFOS	Sum of PFAS	Perfluorobutane sulfonic acid (PFBS)	Perfluoropentane sulfonic acid (PFPeS)	Perfluoroheptane sulfonic acid (PFHpS)	Perfluorodecane sulfonic acid (PFDS)	Perfluorobutanoic acid (PFBA)	Perfluoropentanoic acid (PFPeA)	Perfluorohexanoic acid (PFHxA)	Perfluoroheptanoic acid (PFHpA)	Perfluorononanoic acid (PFNA)	Perfluorodecanoic acid (PFDA)	Perfluoroundecanoic acid (PFUnDA)	Perfluorododecanoic acid (PFDoDA)	Perfluorotridecanoic acid (PFTrDA)	Perfluorotetradecanoic acid (PFTeDA)	4:2 Fluorotelomer sulfonic acid (4:2 FTS)	6:2 Fluorotelomer sulfonic acid (6:2 FTS)	8:2 Fluorotelomer sulfonic acid (8:2 FTS)	10:2 Fluorotelomer sulfonic acid (10:2 FTS)	Perfluorooctane sulfonamide (FOSA)	N-Methyl perfluorooctane sulfonamide (MeFOSA)	N-Methyl perfluorooctane sulfonamidoacetic acid (MeFOSAA)	N-methyl perfluorooctane sulfonamidoethanol (MeFOSE)	N-Ethyl perfluorooctane sulfonamide (EtFOSA)	N-Ethyl perfluorooctane sulfonamidoacetic acid (EtFOSAA)	N-Ethyl perfluorooctane sulfonamidoethanol (EtFOSE)
					µg/L	µg/L	µg/L	µg/L	µg/L	µg/L	µg/L	µg/L	µg/L	µg/L	µg/L	µg/L	µg/L	µg/L	µg/L	µg/L	µg/L	µg/L	µg/L	µg/L	µg/L	µg/L	µg/L	µg/L	µg/L	µg/L	µg/L	µg/L	µg/L	µg/L
LOR					0.01	0.01	0.01	0.01	0.01	0.01	0.01	0.01	0.01	0.02	0.02	0.01	0.01	0.01	0.01	0.01	0.01	0.02	0.02	0.01	0.01	0.01	0.01	0.01	0.02	0.01	0.05	0.02	0.01	0.05
PFAS NEMP 2020 Recreational Water					**10**			**2**																										
PFAS NEMP 2020 Freshwater 99%					*19*	*0.00023*																												
Location Code	**Date**	**Field ID**	**Sample Type**	**Lab Report #**																														
SW001	24 May 2024	0902_SW001_240524	Normal	ES2417922	4.43	*18.9*	16.3	**35.2**	79.2	3.15	3.22	0.83	0.06	3.8	7.70	9.27	2.98	2.18	1.54	0.68	0.12	0.02	<0.05	<0.05	0.87	2.10	<0.05	<0.02	<0.05	<0.02	<0.05	<0.05	<0.02	<0.05
SW001	24 May 2024	0902_QC107_240524	Field_D	ES2417922	4.30	*29.0*	18.3	**47.3**	93.2	3.09	3.11	0.79	0.20	3.3	7.42	8.46	2.57	2.24	2.22	2.03	0.69	0.09	0.07	<0.05	0.76	3.01	0.08	0.06	<0.05	<0.02	<0.05	<0.05	<0.02	<0.05
SW001	24 May 2024	0902_QC207_240524	Interlab_D	352592	4.5	*27*	18	**45**	90	3.5	3.0	1.0	<0.02	3.9	8.0	8.6	3.0	2.6	2.0	0.76	0.2	<0.1	<0.5	<0.01	0.87	2.9	0.02	<0.1	<0.05	<0.02	<0.05	<0.1	<0.02	<0.5
SW002	22 May 2024	0902_SW002_240522	Normal	ES2417922	0.54	*14.9*	7.18	**22.1**	28.3	0.91	1.19	0.50	<0.02	0.2	0.40	1.72	0.30	0.03	<0.02	<0.02	<0.02	<0.02	<0.05	<0.05	<0.05	<0.05	<0.05	<0.02	<0.05	<0.02	<0.05	<0.05	<0.02	<0.05
SW003	22 May 2024	0902_SW003_240522	Normal	ES2417922	0.80	*17.0*	8.85	**25.8**	34.9	1.26	1.47	0.68	0.02	0.4	0.63	2.56	0.44	0.11	0.08	0.02	<0.02	<0.02	<0.05	<0.05	<0.05	<0.05	<0.05	<0.02	<0.05	<0.02	<0.05	<0.05	<0.02	<0.05
SW005	13 Jun 2024	0902_SW005_240613	Normal	ES2419506	<0.01	*0.04*	0.03	0.07	0.07	<0.02	<0.02	<0.02	<0.02	<0.1	<0.02	<0.02	<0.02	<0.02	<0.02	<0.02	<0.02	<0.02	<0.05	<0.05	<0.05	<0.05	<0.05	<0.02	<0.05	<0.02	<0.05	<0.05	<0.02	<0.05
SW007	13 Jun 2024	0902_SW007_240613	Normal	ES2419506	<0.01	*0.03*	0.02	0.05	0.05	<0.02	<0.02	<0.02	<0.02	<0.1	<0.02	<0.02	<0.02	<0.02	<0.02	<0.02	<0.02	<0.02	<0.05	<0.05	<0.05	<0.05	<0.05	<0.02	<0.05	<0.02	<0.05	<0.05	<0.02	<0.05
SW008	13 Jun 2024	0902_SW008_240613	Normal	ES2419506	<0.01	*0.03*	0.02	0.05	0.05	<0.02	<0.02	<0.02	<0.02	<0.1	<0.02	<0.02	<0.02	<0.02	<0.02	<0.02	<0.02	<0.02	<0.05	<0.05	<0.05	<0.05	<0.05	<0.02	<0.05	<0.02	<0.05	<0.05	<0.02	<0.05
SW009	13 Jun 2024	0902_SW009_240613	Normal	ES2419506	0.03	*0.70*	0.50	1.20	1.45	0.05	0.06	0.02	<0.02	<0.1	<0.02	0.09	<0.02	<0.02	<0.02	<0.02	<0.02	<0.02	<0.05	<0.05	<0.05	<0.05	<0.05	<0.02	<0.05	<0.02	<0.05	<0.05	<0.02	<0.05
SW011	13 Jun 2024	0902_SW011_240613	Normal	ES2419506	0.08	*1.78*	0.78	**2.56**	3.14	0.08	0.09	0.04	<0.02	<0.1	0.05	0.18	0.03	<0.02	<0.02	<0.02	<0.02	<0.02	<0.05	<0.05	<0.05	<0.05	<0.05	<0.02	<0.05	<0.02	<0.05	<0.05	<0.02	<0.05
SW013	13 Jun 2024	0902_SW013_240613	Normal	ES2419506	<0.01	*0.04*	0.02	0.06	0.06	<0.02	<0.02	<0.02	<0.02	<0.1	<0.02	<0.02	<0.02	<0.02	<0.02	<0.02	<0.02	<0.02	<0.05	<0.05	<0.05	<0.05	<0.05	<0.02	<0.05	<0.02	<0.05	<0.05	<0.02	<0.05
SW014	13 Jun 2024	0902_SW014_240613	Normal	ES2419506	0.01	*0.20*	0.16	0.36	0.42	<0.02	0.02	<0.02	<0.02	<0.1	<0.02	0.03	<0.02	<0.02	<0.02	<0.02	<0.02	<0.02	<0.05	<0.05	<0.05	<0.05	<0.05	<0.02	<0.05	<0.02	<0.05	<0.05	<0.02	<0.05
SW015	28 May 2024	0902_SW015_240528	Normal	ES2417922	<0.01	*0.08*	0.18	0.26	0.26	<0.02	<0.02	<0.02	<0.02	<0.1	<0.02	<0.02	<0.02	<0.02	<0.02	<0.02	<0.02	<0.02	<0.05	<0.05	<0.05	<0.05	<0.05	<0.02	<0.05	<0.02	<0.05	<0.05	<0.02	<0.05
SW015	28 May 2024	0902_QC111_240528	Field_D	ES2417922	<0.01	*0.08*	0.18	0.26	0.26	<0.02	<0.02	<0.02	<0.02	<0.1	<0.02	<0.02	<0.02	<0.02	<0.02	<0.02	<0.02	<0.02	<0.05	<0.05	<0.05	<0.05	<0.05	<0.02	<0.05	<0.02	<0.05	<0.05	<0.02	<0.05
SW015	28 May 2024	0902_QC211_240528	Interlab_D	352592	<0.01	*0.099*	0.19	0.29	0.34	0.02	0.02	<0.01	<0.02	<0.02	<0.02	0.02	<0.01	<0.01	<0.02	<0.02	<0.05	<0.1	<0.5	<0.01	<0.01	<0.02	<0.02	<0.1	<0.05	<0.02	<0.05	<0.1	<0.02	<0.5
SW016	28 May 2024	0902_SW016_240528	Normal	ES2417922	<0.01	*0.04*	0.05	0.09	0.09	<0.02	<0.02	<0.02	<0.02	<0.1	<0.02	<0.02	<0.02	<0.02	<0.02	<0.02	<0.02	<0.02	<0.05	<0.05	<0.05	<0.05	<0.05	<0.02	<0.05	<0.02	<0.05	<0.05	<0.02	<0.05
SW018	28 May 2024	0902_SW018_240528	Normal	ES2417922	<0.01	<0.01	0.02	0.02	0.02	<0.02	<0.02	<0.02	<0.02	<0.1	<0.02	<0.02	<0.02	<0.02	<0.02	<0.02	<0.02	<0.02	<0.05	<0.05	<0.05	<0.05	<0.05	<0.02	<0.05	<0.02	<0.05	<0.05	<0.02	<0.05
SW019	28 May 2024	0902_SW019_240528	Normal	ES2417922	<0.01	*0.02*	0.02	0.04	0.04	<0.02	<0.02	<0.02	<0.02	<0.1	<0.02	<0.02	<0.02	<0.02	<0.02	<0.02	<0.02	<0.02	<0.05	<0.05	<0.05	<0.05	<0.05	<0.02	<0.05	<0.02	<0.05	<0.05	<0.02	<0.05
SW020	23 May 2024	0902_SW020_240523	Normal	ES2417922	<0.01	*0.02*	0.02	0.04	0.04	<0.02	<0.02	<0.02	<0.02	<0.1	<0.02	<0.02	<0.02	<0.02	<0.02	<0.02	<0.02	<0.02	<0.05	<0.05	<0.05	<0.05	<0.05	<0.02	<0.05	<0.02	<0.05	<0.05	<0.02	<0.05
SW022	23 May 2024	0902_SW022_240523	Normal	ES2417922	<0.01	*0.04*	0.05	0.09	0.09	<0.02	<0.02	<0.02	<0.02	<0.1	<0.02	<0.02	<0.02	<0.02	<0.02	<0.02	<0.02	<0.02	<0.05	<0.05	<0.05	<0.05	<0.05	<0.02	<0.05	<0.02	<0.05	<0.05	<0.02	<0.05
SW023	28 May 2024	0902_SW023_240528	Normal	ES2417922	<0.01	*0.07*	0.07	0.14	0.14	<0.02	<0.02	<0.02	<0.02	<0.1	<0.02	<0.02	<0.02	<0.02	<0.02	<0.02	<0.02	<0.02	<0.05	<0.05	<0.05	<0.05	<0.05	<0.02	<0.05	<0.02	<0.05	<0.05	<0.02	<0.05
SW024	23 May 2024	0902_SW024_240523	Normal	ES2417922	<0.01	<0.01	<0.01	<0.01	<0.01	<0.02	<0.02	<0.02	<0.02	<0.1	<0.02	<0.02	<0.02	<0.02	<0.02	<0.02	<0.02	<0.02	<0.05	<0.05	<0.05	<0.05	<0.05	<0.02	<0.05	<0.02	<0.05	<0.05	<0.02	<0.05
SW030	23 May 2024	0902_SW030_240523	Normal	ES2417922	<0.01	<0.01	<0.01	<0.01	<0.01	<0.02	<0.02	<0.02	<0.02	<0.1	<0.02	<0.02	<0.02	<0.02	<0.02	<0.02	<0.02	<0.02	<0.05	<0.05	<0.05	<0.05	<0.05	<0.02	<0.05	<0.02	<0.05	<0.05	<0.02	<0.05
SW035	14 Jun 2024	0902_SW035_240614	Normal	ES2419507	<0.01	*0.02*	0.02	0.04	0.04	<0.02	<0.02	<0.02	<0.02	<0.1	<0.02	<0.02	<0.02	<0.02	<0.02	<0.02	<0.02	<0.02	<0.05	<0.05	<0.05	<0.05	<0.05	<0.02	<0.05	<0.02	<0.05	<0.05	<0.02	<0.05
SW037	22 May 2024	0902_SW037_240522	Normal	ES2417922	<0.01	*0.20*	0.06	0.26	0.26	<0.02	<0.02	<0.02	<0.02	<0.1	<0.02	<0.02	<0.02	<0.02	<0.02	<0.02	<0.02	<0.02	<0.05	<0.05	<0.05	<0.05	<0.05	<0.02	<0.05	<0.02	<0.05	<0.05	<0.02	<0.05
SW037	22 May 2024	0902_QC103_240522	Field_D	ES2417922	<0.01	*0.21*	0.06	0.27	0.27	<0.02	<0.02	<0.02	<0.02	<0.1	<0.02	<0.02	<0.02	<0.02	<0.02	<0.02	<0.02	<0.02	<0.05	<0.05	<0.05	<0.05	<0.05	<0.02	<0.05	<0.02	<0.05	<0.05	<0.02	<0.05
SW037	22 May 2024	0902_QC203_240522	Interlab_D	352592	<0.01	*0.20*	0.06	0.26	0.27	<0.01	<0.01	<0.01	<0.02	<0.02	<0.02	0.02	<0.01	<0.01	<0.02	<0.02	<0.05	<0.1	<0.5	<0.01	<0.01	<0.02	<0.02	<0.1	<0.05	<0.02	<0.05	<0.1	<0.02	<0.5

Notes

LOR	Limit of Reporting
Normal	Primary sample
Field_D	Intra-laboratory duplicate sample
Interlab_D	Inter-laboratory duplicate sample
	Denotes first-time detection above LOR
	Denotes new exceedence of human health and/or ecological screening criteria

Table T7 - Sediment Analytical Results

					PFAS					PFAS - Perfluoroalkyl Sulfonic Acids				PFAS - Perfluoroalkyl Carboxylic Acids										PFAS - (n:2) Fluorotelomer Sulfonic Acids			
					Perfluorooctanoic acid (PFOA)	Perfluorooctane sulfonic acid (PFOS)	Perfluorohexane sulfonic acid (PFHxS)	Sum of PFHxS and PFOS	Sum of PFAS	Perfluorobutane sulfonic acid (PFBS)	Perfluoropentane sulfonic acid (PFPeS)	Perfluoroheptane sulfonic acid (PFHpS)	Perfluorodecane sulfonic acid (PFDS)	Perfluorobutanoic acid (PFBA)	Perfluoropentanoic acid (PFPeA)	Perfluorohexanoic acid (PFHxA)	Perfluoroheptanoic acid (PFHpA)	Perfluorononanoic acid (PFNA)	Perfluorodecanoic acid (PFDA)	Perfluoroundecanoic acid (PFUnDA)	Perfluorododecanoic acid (PFDoDA)	Perfluorotridecanoic acid (PFTrDA)	Perfluorotetradecanoic acid (PFTeDA)	4:2 Fluorotelomer sulfonic acid (4:2 FTS)	6:2 Fluorotelomer sulfonic acid (6:2 FTS)	8:2 Fluorotelomer sulfonic acid (8:2 FTS)	10:2 Fluorotelomer sulfonic acid (10:2 FTS)
					mg/kg	mg/kg	mg/kg	mg/kg	mg/kg	mg/kg	mg/kg	mg/kg	mg/kg	mg/kg	mg/kg	mg/kg	mg/kg	mg/kg	mg/kg	mg/kg	mg/kg	mg/kg	mg/kg	mg/kg	mg/kg	mg/kg	mg/kg
LOR					0.0001	0.0001	0.0001	0.0001	0.0001	0.0001	0.0001	0.0001	0.0002	0.0002	0.0002	0.0001	0.0001	0.0001	0.0002	0.0002	0.0002	0.0002	0.0005	0.0001	0.0001	0.0001	0.0001
Location Code	**Date**	**Field ID**	**Sample Type**	**Lab Report #**																							
SD001	24 May 2024	0902_SD001_240524	Normal	ES2417922	0.0540	5.43	0.0966	5.53	24.0	0.0080	0.0100	0.0209	0.304	0.010	0.0172	0.0245	0.0197	0.266	1.27	4.83	6.48	1.47	0.966	<0.0010	0.0288	2.20	0.358
SD002	22 May 2024	0902_SD002_240522	Normal	ES2417922	0.0014	0.554	0.0261	0.580	0.792	0.0019	0.0020	0.0032	0.0262	<0.005	0.0013	0.0017	<0.0010	0.0013	0.0055	0.0058	0.0089	0.0045	0.0035	<0.0010	<0.0010	0.0039	0.0021
SD003	22 May 2024	0902_SD003_240522	Normal	ES2417922	0.0015	0.560	0.0384	0.598	0.679	0.0017	0.0030	0.0046	0.0076	<0.005	0.0012	0.0031	<0.0010	0.0016	0.0051	0.0108	0.0155	0.0035	0.0031	<0.0010	<0.0010	0.0033	<0.0010
SD003	22 May 2024	0902_QC104_240522	Field_D	ES2417922	0.0022	0.551	0.0449	0.596	0.667	0.0021	0.0033	0.0046	0.0066	<0.005	0.0018	0.0032	0.0011	0.0018	0.0059	0.0091	0.0128	0.0032	0.0025	<0.0010	<0.0010	0.0028	<0.0010
SD003	22 May 2024	0902_QC204_240522	Interlab_D	352592	0.0034	0.65	0.042	0.69	0.8	0.0025	0.0032	0.0063	0.015	0.0008	0.002	0.0050	0.0011	0.0020	0.0078	0.014	0.02	0.0066	<0.01	<0.0002	0.0005	0.0041	0.0009
SD005	13 Jun 2024	0902_SD005_240613	Normal	ES2419506	<0.0002	0.0087	0.0008	0.0095	0.0095	<0.0002	<0.0002	<0.0002	<0.0002	<0.001	<0.0002	<0.0002	<0.0002	<0.0002	<0.0002	<0.0002	<0.0002	<0.0002	<0.0005	<0.0005	<0.0005	<0.0005	<0.0005
SD007	13 Jun 2024	0902_SD007_240613	Normal	ES2419506	<0.0002	0.0050	0.0004	0.0054	0.0054	<0.0002	<0.0002	<0.0002	<0.0002	<0.001	<0.0002	<0.0002	<0.0002	<0.0002	<0.0002	<0.0002	<0.0002	<0.0002	<0.0005	<0.0005	<0.0005	<0.0005	<0.0005
SD008	13 Jun 2024	0902_SD008_240613	Normal	ES2419506	0.0002	0.0150	0.0028	0.0178	0.0189	0.0002	0.0003	0.0002	<0.0002	<0.001	<0.0002	<0.0002	0.0002	<0.0002	<0.0002	<0.0002	<0.0002	<0.0002	<0.0005	<0.0005	<0.0005	<0.0005	<0.0005
SD009	13 Jun 2024	0902_SD009_240613	Normal	ES2419506	<0.0002	0.0112	0.0016	0.0128	0.0132	<0.0002	<0.0002	<0.0002	0.0004	<0.001	<0.0002	<0.0002	<0.0002	<0.0002	<0.0002	<0.0002	<0.0002	<0.0002	<0.0005	<0.0005	<0.0005	<0.0005	<0.0005
SD011	13 Jun 2024	0902_SD011_240613	Normal	ES2419506	0.0007	0.164	0.0118	0.176	0.207	0.0005	0.0008	0.0013	0.0071	<0.001	0.0009	0.0012	0.0004	0.0005	0.0016	0.0032	0.0069	0.0025	0.0022	<0.0005	<0.0005	<0.0005	<0.0005
SD013	13 Jun 2024	0902_SD013_240613	Normal	ES2419506	0.0002	0.0284	0.0015	0.0299	0.0305	<0.0002	<0.0002	<0.0002	0.0004	<0.001	<0.0002	<0.0002	<0.0002	<0.0002	<0.0002	<0.0002	<0.0002	<0.0002	<0.0005	<0.0005	<0.0005	<0.0005	<0.0005
SD014	13 Jun 2024	0902_SD014_240613	Normal	ES2419506	0.0002	0.0417	0.0036	0.0453	0.0536	0.0002	0.0003	0.0006	0.0010	<0.001	0.0002	0.0003	<0.0002	<0.0002	0.0005	0.0013	0.0031	0.0006	<0.0005	<0.0005	<0.0005	<0.0005	<0.0005
SD015	28 May 2024	0902_SD015_240528	Normal	ES2417922	<0.0002	0.0146	0.0017	0.0163	0.0165	<0.0002	<0.0002	<0.0002	0.0002	<0.001	<0.0002	<0.0002	<0.0002	<0.0002	<0.0002	<0.0002	<0.0002	<0.0002	<0.0005	<0.0005	<0.0005	<0.0005	<0.0005
SD015	28 May 2024	0902_QC110_240528	Field_D	ES2417922	<0.0002	0.0096	0.0016	0.0112	0.0112	<0.0002	<0.0002	<0.0002	<0.0002	<0.001	<0.0002	<0.0002	<0.0002	<0.0002	<0.0002	<0.0002	<0.0002	<0.0002	<0.0005	<0.0005	<0.0005	<0.0005	<0.0005
SD015	28 May 2024	0902_QC210_240528	Interlab_D	352592	0.0001	0.013	0.0017	0.014	0.015	<0.0001	0.0001	0.0002	<0.0002	<0.0002	<0.0002	0.0002	<0.0001	<0.0001	<0.0005	<0.0005	<0.0005	<0.0005	<0.005	<0.0001	<0.0001	<0.0002	<0.0002
SD016	28 May 2024	0902_SD016_240528	Normal	ES2417922	<0.0002	0.0046	0.0003	0.0049	0.0049	<0.0002	<0.0002	<0.0002	<0.0002	<0.001	<0.0002	<0.0002	<0.0002	<0.0002	<0.0002	<0.0002	<0.0002	<0.0002	<0.0005	<0.0005	<0.0005	<0.0005	<0.0005
SD018	28 May 2024	0902_SD018_240528	Normal	ES2417922	<0.0002	0.0010	0.0002	0.0012	0.0012	<0.0002	<0.0002	<0.0002	<0.0002	<0.001	<0.0002	<0.0002	<0.0002	<0.0002	<0.0002	<0.0002	<0.0002	<0.0002	<0.0005	<0.0005	<0.0005	<0.0005	<0.0005
SD019	28 May 2024	0902_SD019_240528	Normal	ES2417922	<0.0002	0.0017	<0.0002	0.0017	0.0017	<0.0002	<0.0002	<0.0002	<0.0002	<0.001	<0.0002	<0.0002	<0.0002	<0.0002	<0.0002	<0.0002	<0.0002	<0.0002	<0.0005	<0.0005	<0.0005	<0.0005	<0.0005
SD020	23 May 2024	0902_SD020_240523	Normal	ES2417922	<0.0002	0.0017	<0.0002	0.0017	0.0017	<0.0002	<0.0002	<0.0002	<0.0002	<0.001	<0.0002	<0.0002	<0.0002	<0.0002	<0.0002	<0.0002	<0.0002	<0.0002	<0.0005	<0.0005	<0.0005	<0.0005	<0.0005
SD022	23 May 2024	0902_SD022_240523	Normal	ES2417922	0.0003	0.0121	0.0018	0.0139	0.0256	<0.0002	<0.0002	<0.0002	0.0079	<0.001	0.0002	0.0004	<0.0002	<0.0002	0.0007	0.0004	0.0010	0.0003	<0.0005	<0.0005	<0.0005	<0.0005	<0.0005
SD023	28 May 2024	0902_SD023_240528	Normal	ES2417922	<0.0002	0.0008	0.0006	0.0014	0.0014	<0.0002	<0.0002	<0.0002	<0.0002	<0.001	<0.0002	<0.0002	<0.0002	<0.0002	<0.0002	<0.0002	<0.0002	<0.0002	<0.0005	<0.0005	<0.0005	<0.0005	<0.0005
SD024	23 May 2024	0902_SD024_240523	Normal	ES2417922	<0.0002	<0.0002	<0.0002	<0.0002	<0.0002	<0.0002	<0.0002	<0.0002	<0.0002	<0.001	<0.0002	<0.0002	<0.0002	<0.0002	<0.0002	<0.0002	<0.0002	<0.0002	<0.0005	<0.0005	<0.0005	<0.0005	<0.0005
SD030	23 May 2024	0902_SD030_240523	Normal	ES2417922	<0.0002	<0.0002	<0.0002	<0.0002	<0.0002	<0.0002	<0.0002	<0.0002	<0.0002	<0.001	<0.0002	<0.0002	<0.0002	<0.0002	<0.0002	<0.0002	<0.0002	<0.0002	<0.0005	<0.0005	<0.0005	<0.0005	<0.0005
SD030	23 May 2024	0902_QC106_240523	Field_D	ES2417922	<0.0002	<0.0002	<0.0002	<0.0002	<0.0002	<0.0002	<0.0002	<0.0002	<0.0002	<0.001	<0.0002	<0.0002	<0.0002	<0.0002	<0.0002	<0.0002	<0.0002	<0.0002	<0.0005	<0.0005	<0.0005	<0.0005	<0.0005
SD030	23 May 2024	0902_QC206_240523	Interlab_D	352592	<0.0001	0.0001	<0.0001	0.0001	0.0001	<0.0001	<0.0001	<0.0001	<0.0002	<0.0002	<0.0002	<0.0001	<0.0001	<0.0001	<0.0005	<0.0005	<0.0005	<0.0005	<0.005	<0.0001	<0.0001	<0.0002	<0.0002
SD035	14 Jun 2024	0902_SD035_240614	Normal	ES2419507	<0.0002	0.0060	0.0018	0.0078	0.0083	<0.0002	0.0002	<0.0002	<0.0002	<0.001	<0.0002	<0.0002	<0.0002	<0.0002	0.0003	<0.0002	<0.0002	<0.0002	<0.0005	<0.0005	<0.0005	<0.0005	<0.0005

Notes

LOR	Limit of Reporting
Normal	Primary sample
Field_D	Intra-laboratory duplicate sample
Interlab_D	Inter-laboratory duplicate sample
	Denotes first-time detection above LOR

					PFAS - Perfluoroalkyl Sulfonamides						
					Perfluorooctane sulfonamide (FOSA)	N-Methyl perfluorooctane sulfonamide (MeFOSA)	N-Methyl perfluorooctane sulfonamidoacetic acid (MeFOSAA)	N-methyl perfluorooctane sulfonamidoethanol (MeFOSE)	N-Ethyl perfluorooctane sulfonamide (EtFOSA)	N-Ethyl perfluorooctane sulfonamidoacetic acid (EtFOSAA)	N-Ethyl perfluorooctane sulfonamidoethanol (EtFOSE)
					mg/kg	mg/kg	mg/kg	mg/kg	mg/kg	mg/kg	mg/kg
LOR					0.0002	0.0005	0.0002	0.0005	0.0005	0.0002	0.0005
Location Code	**Date**	**Field ID**	**Sample Type**	**Lab Report #**							
SD001	24 May 2024	0902_SD001_240524	Normal	ES2417922	0.114	<0.0025	<0.0010	<0.0025	<0.0025	<0.0010	<0.0025
SD002	22 May 2024	0902_SD002_240522	Normal	ES2417922	0.139	<0.0025	<0.0010	<0.0025	<0.0025	<0.0010	<0.0025
SD003	22 May 2024	0902_SD003_240522	Normal	ES2417922	0.0148	<0.0025	<0.0010	<0.0025	<0.0025	<0.0010	<0.0025
SD003	22 May 2024	0902_QC104_240522	Field_D	ES2417922	0.0079	<0.0025	<0.0010	<0.0025	<0.0025	<0.0010	<0.0025
SD003	22 May 2024	0902_QC204_240522	Interlab_D	352592	0.013	<0.002	<0.0004	<0.002	<0.002	<0.0004	<0.01
SD005	13 Jun 2024	0902_SD005_240613	Normal	ES2419506	<0.0002	<0.0005	<0.0002	<0.0005	<0.0005	<0.0002	<0.0005
SD007	13 Jun 2024	0902_SD007_240613	Normal	ES2419506	<0.0002	<0.0005	<0.0002	<0.0005	<0.0005	<0.0002	<0.0005
SD008	13 Jun 2024	0902_SD008_240613	Normal	ES2419506	<0.0002	<0.0005	<0.0002	<0.0005	<0.0005	<0.0002	<0.0005
SD009	13 Jun 2024	0902_SD009_240613	Normal	ES2419506	<0.0002	<0.0005	<0.0002	<0.0005	<0.0005	<0.0002	<0.0005
SD011	13 Jun 2024	0902_SD011_240613	Normal	ES2419506	0.0014	<0.0005	<0.0002	<0.0005	<0.0005	<0.0002	<0.0005
SD013	13 Jun 2024	0902_SD013_240613	Normal	ES2419506	<0.0002	<0.0005	<0.0002	<0.0005	<0.0005	<0.0002	<0.0005
SD014	13 Jun 2024	0902_SD014_240613	Normal	ES2419506	<0.0002	<0.0005	<0.0002	<0.0005	<0.0005	<0.0002	<0.0005
SD015	28 May 2024	0902_SD015_240528	Normal	ES2417922	<0.0002	<0.0005	<0.0002	<0.0005	<0.0005	<0.0002	<0.0005
SD015	28 May 2024	0902_QC110_240528	Field_D	ES2417922	<0.0002	<0.0005	<0.0002	<0.0005	<0.0005	<0.0002	<0.0005
SD015	28 May 2024	0902_QC210_240528	Interlab_D	352592	<0.001	<0.001	<0.0002	<0.001	<0.001	<0.0002	<0.005
SD016	28 May 2024	0902_SD016_240528	Normal	ES2417922	<0.0002	<0.0005	<0.0002	<0.0005	<0.0005	<0.0002	<0.0005
SD018	28 May 2024	0902_SD018_240528	Normal	ES2417922	<0.0002	<0.0005	<0.0002	<0.0005	<0.0005	<0.0002	<0.0005
SD019	28 May 2024	0902_SD019_240528	Normal	ES2417922	<0.0002	<0.0005	<0.0002	<0.0005	<0.0005	<0.0002	<0.0005
SD020	23 May 2024	0902_SD020_240523	Normal	ES2417922	<0.0002	<0.0005	<0.0002	<0.0005	<0.0005	<0.0002	<0.0005
SD022	23 May 2024	0902_SD022_240523	Normal	ES2417922	<0.0002	<0.0005	<0.0002	<0.0005	<0.0005	0.0005	<0.0005
SD023	28 May 2024	0902_SD023_240528	Normal	ES2417922	<0.0002	<0.0005	<0.0002	<0.0005	<0.0005	<0.0002	<0.0005
SD024	23 May 2024	0902_SD024_240523	Normal	ES2417922	<0.0002	<0.0005	<0.0002	<0.0005	<0.0005	<0.0002	<0.0005
SD030	23 May 2024	0902_SD030_240523	Normal	ES2417922	<0.0002	<0.0005	<0.0002	<0.0005	<0.0005	<0.0002	<0.0005
SD030	23 May 2024	0902_QC106_240523	Field_D	ES2417922	<0.0002	<0.0005	<0.0002	<0.0005	<0.0005	<0.0002	<0.0005
SD030	23 May 2024	0902_QC206_240523	Interlab_D	352592	<0.001	<0.001	<0.0002	<0.001	<0.001	<0.0002	<0.005
SD035	14 Jun 2024	0902_SD035_240614	Normal	ES2419507	<0.0002	<0.0005	<0.0002	<0.0005	<0.0005	<0.0002	<0.0005

Notes

LOR	Limit of Reporting
Normal	Primary sample
Field_D	Intra-laboratory duplicate sample
Interlab_D	Inter-laboratory duplicate sample
	Denotes first-time detection above LOR

					PFAS					PFAS - Perfluoroalkyl Sulfonic Acids				PFAS - Perfluoroalkyl Carboxylic Acids										PFAS - (n:2) Fluorotelomer Sulfonic Acids				PFAS - Perfluoroalkyl Sulfonamides						
					Perfluorooctanoic acid (PFOA)	Perfluorooctane sulfonic acid (PFOS)	Perfluorohexane sulfonic acid (PFHxS)	Sum of PFHxS and PFOS	Sum of PFAS	Perfluorobutane sulfonic acid (PFBS)	Perfluoropentane sulfonic acid (PFPeS)	Perfluoroheptane sulfonic acid (PFHpS)	Perfluorodecane sulfonic acid (PFDS)	Perfluorobutanoic acid (PFBA)	Perfluoropentanoic acid (PFPeA)	Perfluorohexanoic acid (PFHxA)	Perfluoroheptanoic acid (PFHpA)	Perfluorononanoic acid (PFNA)	Perfluorodecanoic acid (PFDA)	Perfluoroundecanoic acid (PFUnDA)	Perfluorododecanoic acid (PFDoDA)	Perfluorotridecanoic acid (PFTrDA)	Perfluorotetradecanoic acid (PFTeDA)	4:2 Fluorotelomer sulfonic acid (4:2 FTS)	6:2 Fluorotelomer sulfonic acid (6:2 FTS)	8:2 Fluorotelomer sulfonic acid (8:2 FTS)	10:2 Fluorotelomer sulfonic acid (10:2 FTS)	Perfluorooctane sulfonamide (FOSA)	N-Methyl perfluorooctane sulfonamide (MeFOSA)	N-Methyl perfluorooctane sulfonamidoacetic acid (MeFOSAA)	N-methyl perfluorooctane sulfonamidoethanol (MeFOSE)	N-Ethyl perfluorooctane sulfonamide (EtFOSA)	N-Ethyl perfluorooctane sulfonamidoacetic acid (EtFOSAA)	N-Ethyl perfluorooctane sulfonamidoethanol (EtFOSE)
					µg/L	µg/L	µg/L	µg/L	µg/L	µg/L	µg/L	µg/L	µg/L	µg/L	µg/L	µg/L	µg/L	µg/L	µg/L	µg/L	µg/L	µg/L	µg/L	µg/L	µg/L	µg/L	µg/L	µg/L	µg/L	µg/L	µg/L	µg/L	µg/L	µg/L
LOR					0.001	0.001	0.001	0.001	0.001	0.001	0.001	0.001	0.002	0.002	0.002	0.001	0.001	0.001	0.002	0.002	0.005	0.01	0.02	0.001	0.001	0.002	0.002	0.01	0.02	0.002	0.05	0.02	0.002	0.05
PFAS NEMP 2020 Drinking Water					**0.56**			**0.07**																										
PFAS NEMP 2020 Freshwater 99%					*19*	*0.00023*																												
Location Code	**Date**	**Field ID**	**Sample Type**	**Project ID**																														
MW001	03 Jul 2017	0902_MW01_030717	Normal	NSW_0902_PFAS	<0.01	<0.01	0.11	**0.11**	0.17	0.04	0.02	<0.02	<0.02	<0.1	<0.02	<0.02	<0.02	<0.02	<0.02	<0.02	<0.02	<0.02	<0.05	<0.05	<0.05	<0.05	<0.05	<0.02	<0.05	<0.02	<0.05	<0.05	<0.02	<0.05
MW001	08 Nov 2019	0902_MW001_191108	Normal	NSW_0902_PFASOMP	<0.01	<0.01	0.10	**0.10**	0.16	0.03	0.03	<0.02	<0.02	<0.1	<0.02	<0.02	<0.02	<0.02	<0.02	<0.02	<0.02	<0.02	<0.05	<0.05	<0.05	<0.05	<0.05	<0.02	<0.05	<0.02	<0.05	<0.05	<0.02	<0.05
MW001	14 May 2020	0902_MW001_200514	Normal	NSW_0902_PFASOMP	<0.01	<0.01	0.13	**0.13**	0.18	0.03	0.02	<0.02	<0.02	<0.1	<0.02	<0.02	<0.02	<0.02	<0.02	<0.02	<0.02	<0.02	<0.05	<0.05	<0.05	<0.05	<0.05	<0.02	<0.05	<0.02	<0.05	<0.05	<0.02	<0.05
MW001	12 Nov 2020	0902_MW001_201112	Normal	NSW_0902_PFASOMP	<0.01	<0.01	0.11	**0.11**	0.14	0.03	<0.02	<0.02	<0.02	<0.1	<0.02	<0.02	<0.02	<0.02	<0.02	<0.02	<0.02	<0.02	<0.05	<0.05	<0.05	<0.05	<0.05	<0.02	<0.05	<0.02	<0.05	<0.05	<0.02	<0.05
MW001	12 Nov 2020	0902_QC106_201112	Field_D	NSW_0902_PFASOMP	<0.01	<0.01	0.09	**0.09**	0.13	0.02	0.02	<0.02	<0.02	<0.1	<0.02	<0.02	<0.02	<0.02	<0.02	<0.02	<0.02	<0.02	<0.05	<0.05	<0.05	<0.05	<0.05	<0.02	<0.05	<0.02	<0.05	<0.05	<0.02	<0.05
MW001	06 May 2021	0902_MW001_210506	Normal	NSW_0902_PFASOMP	<0.01	<0.01	0.12	**0.12**	0.19	0.04	0.03	<0.02	<0.02	<0.10	<0.02	<0.02	<0.02	<0.02	<0.02	<0.02	<0.02	<0.02	<0.05	<0.05	<0.05	<0.05	<0.05	<0.02	<0.05	<0.02	<0.05	<0.05	<0.02	<0.05
MW001	29 Nov 2021	0902_MW001_211129	Normal	NSW_0902_PFASOMP	<0.01	<0.01	0.12	**0.12**	0.17	0.03	0.02	<0.02	<0.02	<0.1	<0.02	<0.02	<0.02	<0.02	<0.02	<0.02	<0.02	<0.02	<0.05	<0.05	<0.05	<0.05	<0.05	<0.02	<0.05	<0.02	<0.05	<0.05	<0.02	<0.05
MW001	29 Nov 2021	0902_QC112_211129	Field_D	NSW_0902_PFASOMP	<0.01	<0.01	0.14	**0.14**	0.21	0.04	0.03	<0.02	<0.02	<0.1	<0.02	<0.02	<0.02	<0.02	<0.02	<0.02	<0.02	<0.02	<0.05	<0.05	<0.05	<0.05	<0.05	<0.02	<0.05	<0.02	<0.05	<0.05	<0.02	<0.05
MW001	26 May 2022	0902_MW001_220526	Normal	NSW_0902_PFASOMP	<0.01	<0.01	0.12	**0.12**	0.14	<0.02	0.02	<0.02	<0.02	<0.1	<0.02	<0.02	<0.02	<0.02	<0.02	<0.02	<0.02	<0.02	<0.05	<0.05	<0.05	<0.05	<0.05	<0.02	<0.05	<0.02	<0.05	<0.05	<0.02	<0.05
MW001	11 Nov 2022	0902_MW001_221111	Normal	NSW_0902_PFASOMP	<0.01	<0.01	0.10	**0.10**	0.10	<0.02	<0.02	<0.02	<0.02	<0.1	<0.02	<0.02	<0.02	<0.02	<0.02	<0.02	<0.02	<0.02	<0.05	<0.05	<0.05	<0.05	<0.05	<0.02	<0.05	<0.02	<0.05	<0.05	<0.02	<0.05
MW001	11 May 2023	0902_MW001_230511	Normal	NSW_0902_PFASOMP_23	<0.01	<0.01	0.10	**0.10**	0.13	0.03	<0.02	<0.02	<0.02	<0.1	<0.02	<0.02	<0.02	<0.02	<0.02	<0.02	<0.02	<0.02	<0.05	<0.05	<0.05	<0.05	<0.05	<0.02	<0.05	<0.02	<0.05	<0.05	<0.02	<0.05
MW001	22 Nov 2023	0902_MW001_231122	Normal	NSW_0902_PFASOMP_23	<0.01	<0.01	0.10	**0.10**	0.14	0.02	0.02	<0.02	<0.02	<0.1	<0.02	<0.02	<0.02	<0.02	<0.02	<0.02	<0.02	<0.02	<0.05	<0.05	<0.05	<0.05	<0.05	<0.02	<0.05	<0.02	<0.05	<0.05	<0.02	<0.05
MW001	13 Jun 2024	0902_MW001_240613	Normal	NSW_0902_PFASOMP_24	<0.01	<0.01	0.04	0.04	0.04	<0.02	<0.02	<0.02	<0.02	<0.1	<0.02	<0.02	<0.02	<0.02	<0.02	<0.02	<0.02	<0.02	<0.05	<0.05	<0.05	<0.05	<0.05	<0.02	<0.05	<0.02	<0.05	<0.05	<0.02	<0.05
MW002	03 Jul 2017	0902_MW02_030717	Normal	NSW_0902_PFAS	<0.01	<0.01	<0.02	<0.01	<0.01	<0.02	<0.02	<0.02	<0.02	<0.1	<0.02	<0.02	<0.02	<0.02	<0.02	<0.02	<0.02	<0.02	<0.05	<0.05	<0.05	<0.05	<0.05	<0.02	<0.05	<0.02	<0.05	<0.05	<0.02	<0.05
MW002	08 Nov 2019	0902_MW002_191108	Normal	NSW_0902_PFASOMP	<0.01	<0.01	<0.02	<0.01	<0.01	<0.02	<0.02	<0.02	<0.02	<0.1	<0.02	<0.02	<0.02	<0.02	<0.02	<0.02	<0.02	<0.02	<0.05	<0.05	<0.05	<0.05	<0.05	<0.02	<0.05	<0.02	<0.05	<0.05	<0.02	<0.05
MW002	14 May 2020	0902_MW002_200514	Normal	NSW_0902_PFASOMP	<0.01	<0.01	<0.02	<0.01	<0.01	<0.02	<0.02	<0.02	<0.02	<0.1	<0.02	<0.02	<0.02	<0.02	<0.02	<0.02	<0.02	<0.02	<0.05	<0.05	<0.05	<0.05	<0.05	<0.02	<0.05	<0.02	<0.05	<0.05	<0.02	<0.05
MW002	14 May 2020	0902_QC205_200514	Interlab_D	NSW_0902_PFASOMP	<0.01	<0.02	<0.01	<0.02	<0.02	<0.01	<0.01	<0.01	<0.01	0.16	<0.02	<0.01	<0.01	<0.01	<0.01	<0.01	<0.01	<0.02	<0.02	<0.01	<0.01	<0.01	<0.01	<0.01	<0.02	<0.01	<0.05	<0.02	<0.01	<0.05
MW002	12 Nov 2020	0902_MW002_201112	Normal	NSW_0902_PFASOMP	<0.01	<0.01	<0.02	<0.01	<0.01	<0.02	<0.02	<0.02	<0.02	<0.1	<0.02	<0.02	<0.02	<0.02	<0.02	<0.02	<0.02	<0.02	<0.05	<0.05	<0.05	<0.05	<0.05	<0.02	<0.05	<0.02	<0.05	<0.05	<0.02	<0.05
MW002	12 Nov 2020	0902_QC203_201112	Interlab_D	NSW_0902_PFASOMP	<0.01	<0.02	<0.01	<0.02	<0.02	<0.01	<0.01	<0.01	<0.01	<0.05	<0.02	<0.01	<0.01	<0.01	<0.01	<0.01	<0.01	<0.02	<0.02	<0.01	<0.01	<0.01	<0.01	<0.01	<0.02	<0.01	<0.05	<0.02	<0.01	<0.05
MW002	06 May 2021	0902_MW002_210506	Normal	NSW_0902_PFASOMP	<0.01	<0.01	<0.02	<0.01	<0.01	<0.02	<0.02	<0.02	<0.02	<0.10	<0.02	<0.02	<0.02	<0.02	<0.02	<0.02	<0.02	<0.02	<0.05	<0.05	<0.05	<0.05	<0.05	<0.02	<0.05	<0.02	<0.05	<0.05	<0.02	<0.05
MW002	29 Nov 2021	0902_MW002_211129	Normal	NSW_0902_PFASOMP	<0.01	<0.01	<0.01	<0.01	<0.01	<0.02	<0.02	<0.02	<0.02	<0.1	<0.02	<0.02	<0.02	<0.02	<0.02	<0.02	<0.02	<0.02	<0.05	<0.05	<0.05	<0.05	<0.05	<0.02	<0.05	<0.02	<0.05	<0.05	<0.02	<0.05
MW002	29 Nov 2021	0902_QC212_211129	Interlab_D	NSW_0902_PFASOMP	<0.01	<0.01	<0.01	<0.01	<0.01	<0.01	<0.01	<0.01	<0.02	<0.02	<0.02	<0.01	<0.01	<0.01	<0.02	<0.02	<0.05	<0.1	<0.5	<0.01	<0.01	<0.02	<0.02	<0.1	<0.05	<0.02	<0.05	<0.1	<0.02	<0.5
MW002	26 May 2022	0902_MW002_220526	Normal	NSW_0902_PFASOMP	<0.01	<0.01	<0.01	<0.01	<0.01	<0.02	<0.02	<0.02	<0.02	<0.1	<0.02	<0.02	<0.02	<0.02	<0.02	<0.02	<0.02	<0.02	<0.05	<0.05	<0.05	<0.05	<0.05	<0.02	<0.05	<0.02	<0.05	<0.05	<0.02	<0.05
MW002	11 Nov 2022	0902_MW002_221111	Normal	NSW_0902_PFASOMP	<0.01	<0.01	<0.01	<0.01	<0.01	<0.02	<0.02	<0.02	<0.02	<0.1	<0.02	<0.02	<0.02	<0.02	<0.02	<0.02	<0.02	<0.02	<0.05	<0.05	<0.05	<0.05	<0.05	<0.02	<0.05	<0.02	<0.05	<0.05	<0.02	<0.05
MW002	11 May 2023	0902_MW002_230511	Normal	NSW_0902_PFASOMP_23	<0.01	<0.01	<0.01	<0.01	<0.01	<0.02	<0.02	<0.02	<0.02	<0.1	<0.02	<0.02	<0.02	<0.02	<0.02	<0.02	<0.02	<0.02	<0.05	<0.05	<0.05	<0.05	<0.05	<0.02	<0.05	<0.02	<0.05	<0.05	<0.02	<0.05
MW002	22 Nov 2023	0902_MW002_231122	Normal	NSW_0902_PFASOMP_23	<0.01	<0.01	<0.01	<0.01	<0.01	<0.02	<0.02	<0.02	<0.02	<0.1	<0.02	<0.02	<0.02	<0.02	<0.02	<0.02	<0.02	<0.02	<0.05	<0.05	<0.05	<0.05	<0.05	<0.02	<0.05	<0.02	<0.05	<0.05	<0.02	<0.05
MW002	13 Jun 2024	0902_MW002_240613	Normal	NSW_0902_PFASOMP_24	<0.01	<0.01	<0.01	<0.01	<0.01	<0.02	<0.02	<0.02	<0.02	<0.1	<0.02	<0.02	<0.02	<0.02	<0.02	<0.02	<0.02	<0.02	<0.05	<0.05	<0.05	<0.05	<0.05	<0.02	<0.05	<0.02	<0.05	<0.05	<0.02	<0.05
MW002	13 Jun 2024	0902_QC113_240613	Field_D	NSW_0902_PFASOMP_24	<0.01	<0.01	<0.01	<0.01	<0.01	<0.02	<0.02	<0.02	<0.02	<0.1	<0.02	<0.02	<0.02	<0.02	<0.02	<0.02	<0.02	<0.02	<0.05	<0.05	<0.05	<0.05	<0.05	<0.02	<0.05	<0.02	<0.05	<0.05	<0.02	<0.05
MW002	13 Jun 2024	0902_QC213_240613	Interlab_D	NSW_0902_PFASOMP_24	<0.01	<0.01	<0.01	<0.01	<0.01	<0.01	<0.01	<0.01	<0.02	<0.02	<0.02	<0.01	<0.01	<0.01	<0.02	<0.02	<0.05	<0.1	<0.5	<0.01	<0.01	<0.02	<0.02	<0.1	<0.05	<0.02	<0.05	<0.1	<0.02	<0.5
MW004	07 Jul 2017	0902_MW04_070717	Normal	NSW_0902_PFAS	<0.01	<0.01	<0.02	<0.01	<0.01	<0.02	<0.02	<0.02	<0.02	<0.1	<0.02	<0.02	<0.02	<0.02	<0.02	<0.02	<0.02	<0.02	<0.05	<0.05	<0.05	<0.05	<0.05	<0.02	<0.05	<0.02	<0.05	<0.05	<0.02	<0.05
MW004	25 Nov 2021	0902_MW004_211125	Normal	NSW_0902_PFASOMP	<0.01	<0.01	<0.01	<0.01	<0.01	<0.02	<0.02	<0.02	<0.02	<0.1	<0.02	<0.02	<0.02	<0.02	<0.02	<0.02	<0.02	<0.02	<0.05	<0.05	<0.05	<0.05	<0.05	<0.02	<0.05	<0.02	<0.05	<0.05	<0.02	<0.05
MW004	26 May 2022	0902_MW004_220526	Normal	NSW_0902_PFASOMP	<0.01	<0.01	<0.01	<0.01	<0.01	<0.02	<0.02	<0.02	<0.02	<0.1	<0.02	<0.02	<0.02	<0.02	<0.02	<0.02	<0.02	<0.02	<0.05	<0.05	<0.05	<0.05	<0.05	<0.02	<0.05	<0.02	<0.05	<0.05	<0.02	<0.05
MW004	11 Nov 2022	0902_MW004_221111	Normal	NSW_0902_PFASOMP	<0.01	<0.01	<0.01	<0.01	<0.01	<0.02	<0.02	<0.02	<0.02	<0.1	<0.02	<0.02	<0.02	<0.02	<0.02	<0.02	<0.02	<0.02	<0.05	<0.05	<0.05	<0.05	<0.05	<0.02	<0.05	<0.02	<0.05	<0.05	<0.02	<0.05
MW004	11 May 2023	0902_MW004_230511	Normal	NSW_0902_PFASOMP_23	<0.01	<0.01	<0.01	<0.01	<0.01	<0.02	<0.02	<0.02	<0.02	<0.1	<0.02	<0.02	<0.02	<0.02	<0.02	<0.02	<0.02	<0.02	<0.05	<0.05	<0.05	<0.05	<0.05	<0.02	<0.05	<0.02	<0.05	<0.05	<0.02	<0.05
MW004	22 Nov 2023	0902_MW004_231122	Normal	NSW_0902_PFASOMP_23	<0.01	<0.01	<0.01	<0.01	<0.01	<0.02	<0.02	<0.02	<0.02	<0.1	<0.02	<0.02	<0.02	<0.02	<0.02	<0.02	<0.02	<0.02	<0.05	<0.05	<0.05	<0.05	<0.05	<0.02	<0.05	<0.02	<0.05	<0.05	<0.02	<0.05
MW004	13 Jun 2024	0902_MW004_240613	Normal	NSW_0902_PFASOMP_24	<0.01	<0.01	<0.01	<0.01	<0.01	<0.02	<0.02	<0.02	<0.02	<0.1	<0.02	<0.02	<0.02	<0.02	<0.02	<0.02	<0.02	<0.02	<0.05	<0.05	<0.05	<0.05	<0.05	<0.02	<0.05	<0.02	<0.05	<0.05	<0.02	<0.05
MW004	13 Jun 2024	0902_QC112_240613	Field_D	NSW_0902_PFASOMP_24	<0.01	<0.01	<0.01	<0.01	<0.01	<0.02	<0.02	<0.02	<0.02	<0.1	<0.02	<0.02	<0.02	<0.02	<0.02	<0.02	<0.02	<0.02	<0.05	<0.05	<0.05	<0.05	<0.05	<0.02	<0.05	<0.02	<0.05	<0.05	<0.02	<0.05
MW004	13 Jun 2024	0902_QC212_240613	Interlab_D	NSW_0902_PFASOMP_24	<0.01	<0.01	<0.01	<0.01	<0.01	<0.01	<0.01	<0.01	<0.02	<0.02	<0.02	<0.01	<0.01	<0.01	<0.02	<0.02	<0.05	<0.1	<0.5	<0.01	<0.01	<0.02	<0.02	<0.1	<0.05	<0.02	<0.05	<0.1	<0.02	<0.5
MW005	07 Jul 2017	0902_MW05_070717	Normal	NSW_0902_PFAS	0.18	*2.37*	6.76	**9.13**	11.5	0.62	0.53	0.17	<0.02	0.2	0.10	0.45	0.08	<0.02	<0.02	<0.02	<0.02	<0.02	<0.05	<0.05	<0.05	<0.05	<0.05	<0.02	<0.05	<0.02	<0.05	<0.05	<0.02	<0.05
MW005	08 Nov 2019	0902_MW005_191108	Normal	NSW_0902_PFASOMP	<0.05	*0.18*	0.58	**0.76**	0.87	0.06	0.05	<0.05	<0.05	<0.2	<0.05	<0.05	<0.05	<0.05	<0.05	<0.05	<0.05	<0.05	<0.12	<0.05	<0.05	<0.05	<0.05	<0.05	<0.12	<0.05	<0.12	<0.12	<0.05	<0.12
MW005	13 May 2020	0902_MW005_200513	Normal	NSW_0902_PFASOMP	<0.01	*0.12*	0.38	**0.50**	0.56	0.03	0.03	<0.02	<0.02	<0.1	<0.02	<0.02	<0.02	<0.02	<0.02	<0.02	<0.02	<0.02	<0.05	<0.05	<0.05	<0.05	<0.05	<0.02	<0.05	<0.02	<0.05	<0.05	<0.02	<0.05
MW005	14 May 2020	0902_QC203_200514	Interlab_D	NSW_0902_PFASOMP	<0.01	*0.055*	0.18	0.235	0.235	0.014	0.013	<0.01	<0.01	<0.05	<0.02	<0.01	<0.01	<0.01	<0.01	<0.01	<0.01	<0.02	<0.02	<0.01	<0.01	<0.01	<0.01	<0.01	<0.02	<0.01	<0.05	<0.02	<0.01	<0.05

					PFAS					PFAS - Perfluoroalkyl Sulfonic Acids				PFAS - Perfluoroalkyl Carboxylic Acids										PFAS - (n:2) Fluorotelomer Sulfonic Acids				PFAS - Perfluoroalkyl Sulfonamides						
					Perfluorooctanoic acid (PFOA)	Perfluorooctane sulfonic acid (PFOS)	Perfluorohexane sulfonic acid (PFHxS)	Sum of PFHxS and PFOS	Sum of PFAS	Perfluorobutane sulfonic acid (PFBS)	Perfluoropentane sulfonic acid (PFPeS)	Perfluoroheptane sulfonic acid (PFHpS)	Perfluorodecane sulfonic acid (PFDS)	Perfluorobutanoic acid (PFBA)	Perfluoropentanoic acid (PFPeA)	Perfluorohexanoic acid (PFHxA)	Perfluoroheptanoic acid (PFHpA)	Perfluorononanoic acid (PFNA)	Perfluorodecanoic acid (PFDA)	Perfluoroundecanoic acid (PFUnDA)	Perfluorododecanoic acid (PFDoDA)	Perfluorotridecanoic acid (PFTrDA)	Perfluorotetradecanoic acid (PFTeDA)	4:2 Fluorotelomer sulfonic acid (4:2 FTS)	6:2 Fluorotelomer sulfonic acid (6:2 FTS)	8:2 Fluorotelomer sulfonic acid (8:2 FTS)	10:2 Fluorotelomer sulfonic acid (10:2 FTS)	Perfluorooctane sulfonamide (FOSA)	N-Methyl perfluorooctane sulfonamide (MeFOSA)	N-Methyl perfluorooctane sulfonamidoacetic acid (MeFOSAA)	N-methyl perfluorooctane sulfonamidoethanol (MeFOSE)	N-Ethyl perfluorooctane sulfonamide (EtFOSA)	N-Ethyl perfluorooctane sulfonamidoacetic acid (EtFOSAA)	N-Ethyl perfluorooctane sulfonamidoethanol (EtFOSE)
					µg/L	µg/L	µg/L	µg/L	µg/L	µg/L	µg/L	µg/L	µg/L	µg/L	µg/L	µg/L	µg/L	µg/L	µg/L	µg/L	µg/L	µg/L	µg/L	µg/L	µg/L	µg/L	µg/L	µg/L	µg/L	µg/L	µg/L	µg/L	µg/L	µg/L
LOR					0.001	0.001	0.001	0.001	0.001	0.001	0.001	0.001	0.002	0.002	0.002	0.001	0.001	0.001	0.002	0.002	0.005	0.01	0.02	0.001	0.001	0.002	0.002	0.01	0.02	0.002	0.05	0.02	0.002	0.05
PFAS NEMP 2020 Drinking Water					**0.56**			**0.07**																										
PFAS NEMP 2020 Freshwater 99%					*19*	*0.00023*																												
Location Code	**Date**	**Field ID**	**Sample Type**	**Project ID**																														
MW005	12 Nov 2020	0902_MW005_201112	Normal	NSW_0902_PFASOMP	<0.01	*0.13*	0.44	**0.57**	0.62	0.03	0.02	<0.02	<0.02	<0.1	<0.02	<0.02	<0.02	<0.02	<0.02	<0.02	<0.02	<0.05	<0.05	<0.05	<0.05	<0.05	<0.02	<0.05	<0.02	<0.05	<0.05	<0.02	<0.05
MW005	12 Nov 2020	0902_QC103_201112	Field_D	NSW_0902_PFASOMP	<0.01	*0.13*	0.33	**0.46**	0.53	0.04	0.03	<0.02	<0.02	<0.1	<0.02	<0.02	<0.02	<0.02	<0.02	<0.02	<0.02	<0.05	<0.05	<0.05	<0.05	<0.05	<0.02	<0.05	<0.02	<0.05	<0.05	<0.02	<0.05
MW005	06 May 2021	0902_MW005_210506	Normal	NSW_0902_PFASOMP	<0.01	*0.04*	0.10	**0.14**	0.14	<0.02	<0.02	<0.02	<0.02	<0.1	<0.02	<0.02	<0.02	<0.02	<0.02	<0.02	<0.02	<0.05	<0.05	<0.05	<0.05	<0.05	<0.02	<0.05	<0.02	<0.05	<0.05	<0.02	<0.05
MW005	25 Nov 2021	0902_MW005_211125	Normal	NSW_0902_PFASOMP	<0.01	*0.04*	0.08	**0.12**	0.12	<0.02	<0.02	<0.02	<0.02	<0.1	<0.02	<0.02	<0.02	<0.02	<0.02	<0.02	<0.02	<0.05	<0.05	<0.05	<0.05	<0.05	<0.02	<0.05	<0.02	<0.05	<0.05	<0.02	<0.05
MW005	26 May 2022	0902_MW005_220526	Normal	NSW_0902_PFASOMP	<0.01	*0.10*	0.04	**0.14**	0.14	<0.02	<0.02	<0.02	<0.02	<0.1	<0.02	<0.02	<0.02	<0.02	<0.02	<0.02	<0.02	<0.05	<0.05	<0.05	<0.05	<0.05	<0.02	<0.05	<0.02	<0.05	<0.05	<0.02	<0.05
MW005	11 Nov 2022	0902_MW005_221111	Normal	NSW_0902_PFASOMP	<0.01	*0.03*	0.05	**0.08**	0.08	<0.02	<0.02	<0.02	<0.02	<0.1	<0.02	<0.02	<0.02	<0.02	<0.02	<0.02	<0.02	<0.05	<0.05	<0.05	<0.05	<0.05	<0.02	<0.05	<0.02	<0.05	<0.05	<0.02	<0.05
MW005	11 May 2023	0902_MW005_230511	Normal	NSW_0902_PFASOMP_23	<0.01	*0.03*	0.03	0.06	0.06	<0.02	<0.02	<0.02	<0.02	<0.1	<0.02	<0.02	<0.02	<0.02	<0.02	<0.02	<0.02	<0.05	<0.05	<0.05	<0.05	<0.05	<0.02	<0.05	<0.02	<0.05	<0.05	<0.02	<0.05
MW005	22 Nov 2023	0902_MW005_231122	Normal	NSW_0902_PFASOMP_23	<0.01	*0.04*	0.02	0.06	0.06	<0.02	<0.02	<0.02	<0.02	<0.1	<0.02	<0.02	<0.02	<0.02	<0.02	<0.02	<0.02	<0.05	<0.05	<0.05	<0.05	<0.05	<0.02	<0.05	<0.02	<0.05	<0.05	<0.02	<0.05
MW005	13 Jun 2024	0902_MW005_240613	Normal	NSW_0902_PFASOMP_24	<0.01	*0.06*	0.02	**0.08**	0.08	<0.02	<0.02	<0.02	<0.02	<0.1	<0.02	<0.02	<0.02	<0.02	<0.02	<0.02	<0.02	<0.05	<0.05	<0.05	<0.05	<0.05	<0.02	<0.05	<0.02	<0.05	<0.05	<0.02	<0.05
MW007	10 Jul 2017	0902_MW07_100717	Normal	NSW_0902_PFAS	<0.01	<0.01	0.16	**0.16**	0.23	0.04	0.03	<0.02	<0.02	<0.1	<0.02	<0.02	<0.02	<0.02	<0.02	<0.02	<0.02	<0.05	<0.05	<0.05	<0.05	<0.05	<0.02	<0.05	<0.02	<0.05	<0.05	<0.02	<0.05
MW007	13 Nov 2019	0902-MW007_191113	Normal	NSW_0902_PFASOMP	<0.01	<0.01	0.04	0.04	0.04	<0.02	<0.02	<0.02	<0.02	<0.1	<0.02	<0.02	<0.02	<0.02	<0.02	<0.02	<0.02	<0.05	<0.05	<0.05	<0.05	<0.05	<0.02	<0.05	<0.02	<0.05	<0.05	<0.02	<0.05
MW007	11 May 2020	0902_MW007_200511	Normal	NSW_0902_PFASOMP	<0.01	<0.01	0.08	**0.08**	0.08	<0.02	<0.02	<0.02	<0.02	<0.1	<0.02	<0.02	<0.02	<0.02	<0.02	<0.02	<0.02	<0.05	<0.05	<0.05	<0.05	<0.05	<0.02	<0.05	<0.02	<0.05	<0.05	<0.02	<0.05
MW007	10 Nov 2020	0902_MW007_201110	Normal	NSW_0902_PFASOMP	<0.01	<0.01	0.03	0.03	0.03	<0.02	<0.02	<0.02	<0.02	<0.1	<0.02	<0.02	<0.02	<0.02	<0.02	<0.02	<0.02	<0.05	<0.05	<0.05	<0.05	<0.05	<0.02	<0.05	<0.02	<0.05	<0.05	<0.02	<0.05
MW007	03 May 2021	0902_MW007_210503	Normal	NSW_0902_PFASOMP	<0.01	<0.01	0.09	**0.09**	0.09	<0.02	<0.02	<0.02	<0.02	<0.1	<0.02	<0.02	<0.02	<0.02	<0.02	<0.02	<0.02	<0.05	<0.05	<0.05	<0.05	<0.05	<0.02	<0.05	<0.02	<0.05	<0.05	<0.02	<0.05
MW007	03 May 2021	0902_QC100_210503	Field_D	NSW_0902_PFASOMP	<0.01	<0.01	0.10	**0.10**	0.12	0.02	<0.02	<0.02	<0.02	<0.1	<0.02	<0.02	<0.02	<0.02	<0.02	<0.02	<0.02	<0.05	<0.05	<0.05	<0.05	<0.05	<0.02	<0.05	<0.02	<0.05	<0.05	<0.02	<0.05
MW007	23 Nov 2021	0902_MW007_211123	Normal	NSW_0902_PFASOMP	<0.01	<0.01	0.05	0.05	0.07	0.02	<0.02	<0.02	<0.02	<0.1	<0.02	<0.02	<0.02	<0.02	<0.02	<0.02	<0.02	<0.05	<0.05	<0.05	<0.05	<0.05	<0.02	<0.05	<0.02	<0.05	<0.05	<0.02	<0.05
MW007	25 May 2022	0902_MW007_220525	Normal	NSW_0902_PFASOMP	<0.01	*0.01*	0.07	**0.08**	0.08	<0.02	<0.02	<0.02	<0.02	<0.1	<0.02	<0.02	<0.02	<0.02	<0.02	<0.02	<0.02	<0.05	<0.05	<0.05	<0.05	<0.05	<0.02	<0.05	<0.02	<0.05	<0.05	<0.02	<0.05
MW007	02 Nov 2022	0902_MW007_221102	Normal	NSW_0902_PFASOMP	<0.01	<0.01	<0.01	<0.01	<0.01	<0.02	<0.02	<0.02	<0.02	<0.1	<0.02	<0.02	<0.02	<0.02	<0.02	<0.02	<0.02	<0.05	<0.05	<0.05	<0.05	<0.05	<0.02	<0.05	<0.02	<0.05	<0.05	<0.02	<0.05
MW007	15 May 2023	0902_MW007_230515	Normal	NSW_0902_PFASOMP_23	<0.01	<0.01	0.03	0.03	0.03	<0.02	<0.02	<0.02	<0.02	<0.1	<0.02	<0.02	<0.02	<0.02	<0.02	<0.02	<0.02	<0.05	<0.05	<0.05	<0.05	<0.05	<0.02	<0.05	<0.02	<0.05	<0.05	<0.02	<0.05
MW007	21 Nov 2023	0902_MW007_231121	Normal	NSW_0902_PFASOMP_23	<0.01	*0.04*	0.23	**0.27**	0.37	0.04	0.04	<0.02	<0.02	<0.1	<0.02	0.02	<0.02	<0.02	<0.02	<0.02	<0.02	<0.05	<0.05	<0.05	<0.05	<0.05	<0.02	<0.05	<0.02	<0.05	<0.05	<0.02	<0.05
MW007	21 May 2024	0902_MW007_240521	Normal	NSW_0902_PFASOMP_24	<0.01	<0.01	0.19	**0.19**	0.25	0.03	0.03	<0.02	<0.02	<0.1	<0.02	<0.02	<0.02	<0.02	<0.02	<0.02	<0.02	<0.05	<0.05	<0.05	<0.05	<0.05	<0.02	<0.05	<0.02	<0.05	<0.05	<0.02	<0.05
MW008	30 Jun 2017	0902_MW08_300617	Normal	NSW_0902_PFAS	<0.01	<0.01	0.18	**0.18**	0.27	0.05	0.04	<0.02	<0.02	<0.1	<0.02	<0.02	<0.02	<0.02	<0.02	<0.02	<0.02	<0.05	<0.05	<0.05	<0.05	<0.05	<0.02	<0.05	<0.02	<0.05	<0.05	<0.02	<0.05
MW008	14 Nov 2019	0902_MW008_191114	Normal	NSW_0902_PFASOMP	<0.01	<0.01	0.16	**0.16**	0.43	0.11	0.08	<0.02	<0.02	<0.1	<0.02	0.08	<0.02	<0.02	<0.02	<0.02	<0.02	<0.05	<0.05	<0.05	<0.05	<0.05	<0.02	<0.05	<0.02	<0.05	<0.05	<0.02	<0.05
MW008	11 May 2020	0902_MW008_200511	Normal	NSW_0902_PFASOMP	<0.01	<0.01	0.30	**0.30**	0.96	0.11	0.09	<0.02	<0.02	0.4	<0.02	0.06	<0.02	<0.02	<0.02	<0.02	<0.02	<0.05	<0.05	<0.05	<0.05	<0.05	<0.02	<0.05	<0.02	<0.05	<0.05	<0.02	<0.05
MW008	10 Nov 2020	0902_MW008_201110	Normal	NSW_0902_PFASOMP	<0.01	<0.01	0.26	**0.26**	0.55	0.11	0.10	<0.02	<0.02	<0.1	<0.02	0.08	<0.02	<0.02	<0.02	<0.02	<0.02	<0.05	<0.05	<0.05	<0.05	<0.05	<0.02	<0.05	<0.02	<0.05	<0.05	<0.02	<0.05
MW008	10 Nov 2020	0902_QC200_201110	Interlab_D	NSW_0902_PFASOMP	<0.01	<0.02	0.23	0.23	0.23	0.096	0.076	<0.01	<0.01	<0.05	<0.02	0.066	<0.01	<0.01	<0.01	<0.01	<0.01	<0.02	<0.02	<0.01	<0.01	<0.01	<0.01	<0.01	<0.02	<0.01	<0.05	<0.02	<0.01	<0.05
MW008	03 May 2021	0902_MW008_210503	Normal	NSW_0902_PFASOMP	<0.01	*0.02*	0.31	**0.33**	0.81	0.16	0.13	<0.02	<0.02	<0.1	0.03	0.16	<0.02	<0.02	<0.02	<0.02	<0.02	<0.02	<0.05	<0.05	<0.05	<0.05	<0.02	<0.05	<0.02	<0.05	<0.05	<0.02	<0.05
MW008	23 Nov 2021	0902_MW008_211123	Normal	NSW_0902_PFASOMP	<0.01	*0.05*	0.56	**0.61**	1.05	0.20	0.12	<0.02	<0.02	<0.1	0.02	0.10	<0.02	<0.02	<0.02	<0.02	<0.02	<0.02	<0.05	<0.05	<0.05	<0.05	<0.02	<0.05	<0.02	<0.05	<0.05	<0.02	<0.05
MW008	23 Nov 2021	0902_QC102_211123	Field_D	NSW_0902_PFASOMP	<0.01	*0.06*	0.77	**0.83**	1.34	0.22	0.15	<0.02	<0.02	<0.1	0.02	0.12	<0.02	<0.02	<0.02	<0.02	<0.02	<0.02	<0.05	<0.05	<0.05	<0.05	<0.02	<0.05	<0.02	<0.05	<0.05	<0.02	<0.05
MW008	25 May 2022	0902_MW008_220525	Normal	NSW_0902_PFASOMP	<0.01	*0.07*	0.43	**0.50**	0.78	0.11	0.10	<0.02	<0.02	<0.1	<0.02	0.07	<0.02	<0.02	<0.02	<0.02	<0.02	<0.02	<0.05	<0.05	<0.05	<0.05	<0.02	<0.05	<0.02	<0.05	<0.05	<0.02	<0.05
MW008	25 May 2022	0902_QC201_220525	Interlab_D	NSW_0902_PFASOMP	<0.01	*0.07*	0.53	**0.60**	0.97	0.14	0.12	<0.01	<0.02	0.03	<0.02	0.07	<0.01	<0.01	<0.02	<0.02	<0.05	<0.1	<0.5	<0.01	<0.01	<0.02	<0.02	<0.1	<0.05	<0.02	<0.05	<0.1	<0.02	<0.5
MW008	02 Nov 2022	0902_MW008_221102	Normal	NSW_0902_PFASOMP	<0.01	*0.37*	0.31	**0.68**	0.97	0.09	0.09	<0.02	<0.02	<0.1	0.02	0.09	<0.02	<0.02	<0.02	<0.02	<0.02	<0.02	<0.05	<0.05	<0.05	<0.05	<0.02	<0.05	<0.02	<0.05	<0.05	<0.02	<0.05
MW008	02 Nov 2022	0902_QC100_221102	Field_D	NSW_0902_PFASOMP	<0.01	*0.39*	0.40	**0.79**	1.10	0.11	0.10	<0.02	<0.02	<0.1	0.02	0.08	<0.02	<0.02	<0.02	<0.02	<0.02	<0.02	<0.05	<0.05	<0.05	<0.05	<0.02	<0.05	<0.02	<0.05	<0.05	<0.02	<0.05
MW008	02 Nov 2022	0902_QC200_221102	Interlab_D	NSW_0902_PFASOMP	<0.01	*0.34*	0.35	**0.69**	1.1	0.09	0.10	<0.01	<0.02	0.02	<0.02	0.06	<0.01	<0.01	<0.02	<0.02	<0.05	<0.1	<0.5	<0.01	0.13	<0.02	<0.02	<0.1	<0.05	<0.02	<0.05	<0.1	<0.02	<0.5
MW008	12 May 2023	0902_MW008_230511	Normal	NSW_0902_PFASOMP_23	<0.01	*0.08*	0.20	**0.28**	0.47	0.09	0.05	<0.02	<0.02	<0.1	<0.02	0.05	<0.02	<0.02	<0.02	<0.02	<0.02	<0.02	<0.05	<0.05	<0.05	<0.05	<0.05	<0.02	<0.05	<0.02	<0.05	<0.05	<0.02	<0.05
MW008	21 Nov 2023	0902_MW008_231121	Normal	NSW_0902_PFASOMP_23	<0.01	*0.03*	0.15	**0.18**	0.32	0.05	0.05	<0.02	<0.02	<0.1	<0.02	0.04	<0.02	<0.02	<0.02	<0.02	<0.02	<0.02	<0.05	<0.05	<0.05	<0.05	<0.05	<0.02	<0.05	<0.02	<0.05	<0.05	<0.02	<0.05
MW008	21 May 2024	0902_MW008_240521	Normal	NSW_0902_PFASOMP_24	<0.01	*0.06*	0.22	**0.28**	0.48	0.07	0.06	<0.02	<0.02	<0.1	<0.02	0.05	<0.02	<0.02	<0.02	<0.02	<0.02	<0.02	<0.05	<0.05	<0.05	<0.05	<0.05	<0.02	<0.05	<0.02	<0.05	<0.05	<0.02	<0.05
MW009	30 Jun 2017	0902_MW09_300617	Normal	NSW_0902_PFAS	<0.01	*0.06*	0.10	**0.16**	0.16	<0.02	<0.02	<0.02	<0.02	<0.1	<0.02	<0.02	<0.02	<0.02	<0.02	<0.02	<0.02	<0.05	<0.05	<0.05	<0.05	<0.05	<0.02	<0.05	<0.02	<0.05	<0.05	<0.02	<0.05
MW009	03 May 2021	0902_MW009_210503	Normal	NSW_0902_PFASOMP	<0.01	*0.15*	0.03	**0.18**	0.18	<0.02	<0.02	<0.02	<0.02	<0.1	<0.02	<0.02	<0.02	<0.02	<0.02	<0.02	<0.02	<0.05	<0.05	<0.05	<0.05	<0.05	<0.02	<0.05	<0.02	<0.05	<0.05	<0.02	<0.05
MW009	23 Nov 2021	0902_MW009_211123	Normal	NSW_0902_PFASOMP	<0.01	*0.06*	0.02	**0.08**	0.08	<0.02	<0.02	<0.02	<0.02	<0.1	<0.02	<0.02	<0.02	<0.02	<0.02	<0.02	<0.02	<0.05	<0.05	<0.05	<0.05	<0.05	<0.02	<0.05	<0.02	<0.05	<0.05	<0.02	<0.05
MW009	25 May 2022	0902_MW009_220525	Normal	NSW_0902_PFASOMP	<0.01	*0.12*	0.03	**0.15**	0.15	<0.02	<0.02	<0.02	<0.02	<0.1	<0.02	<0.02	<0.02	<0.02	<0.02	<0.02	<0.02	<0.05	<0.05	<0.05	<0.05	<0.05	<0.02	<0.05	<0.02	<0.05	<0.05	<0.02	<0.05
MW009	02 Nov 2022	0902_MW009_221102	Normal	NSW_0902_PFASOMP	<0.01	*0.12*	0.04	**0.16**	0.16	<0.02	<0.02	<0.02	<0.02	<0.1	<0.02	<0.02	<0.02	<0.02	<0.02	<0.02	<0.02	<0.05	<0.05	<0.05	<0.05	<0.05	<0.02	<0.05	<0.02	<0.05	<0.05	<0.02	<0.05

					PFAS					PFAS - Perfluoroalkyl Sulfonic Acids				PFAS - Perfluoroalkyl Carboxylic Acids										PFAS - (n:2) Fluorotelomer Sulfonic Acids				PFAS - Perfluoroalkyl Sulfonamides						
					Perfluorooctanoic acid (PFOA)	Perfluorooctane sulfonic acid (PFOS)	Perfluorohexane sulfonic acid (PFHxS)	Sum of PFHxS and PFOS	Sum of PFAS	Perfluorobutane sulfonic acid (PFBS)	Perfluoropentane sulfonic acid (PFPeS)	Perfluoroheptane sulfonic acid (PFHpS)	Perfluorodecane sulfonic acid (PFDS)	Perfluorobutanoic acid (PFBA)	Perfluoropentanoic acid (PFPeA)	Perfluorohexanoic acid (PFHxA)	Perfluoroheptanoic acid (PFHpA)	Perfluorononanoic acid (PFNA)	Perfluorodecanoic acid (PFDA)	Perfluoroundecanoic acid (PFUnDA)	Perfluorododecanoic acid (PFDoDA)	Perfluorotridecanoic acid (PFTrDA)	Perfluorotetradecanoic acid (PFTeDA)	4:2 Fluorotelomer sulfonic acid (4:2 FTS)	6:2 Fluorotelomer sulfonic acid (6:2 FTS)	8:2 Fluorotelomer sulfonic acid (8:2 FTS)	10:2 Fluorotelomer sulfonic acid (10:2 FTS)	Perfluorooctane sulfonamide (FOSA)	N-Methyl perfluorooctane sulfonamide (MeFOSA)	N-Methyl perfluorooctane sulfonamidoacetic acid (MeFOSAA)	N-methyl perfluorooctane sulfonamidoethanol (MeFOSE)	N-Ethyl perfluorooctane sulfonamide (EtFOSA)	N-Ethyl perfluorooctane sulfonamidoacetic acid (EtFOSAA)	N-Ethyl perfluorooctane sulfonamidoethanol (EtFOSE)
					µg/L	µg/L	µg/L	µg/L	µg/L	µg/L	µg/L	µg/L	µg/L	µg/L	µg/L	µg/L	µg/L	µg/L	µg/L	µg/L	µg/L	µg/L	µg/L	µg/L	µg/L	µg/L	µg/L	µg/L	µg/L	µg/L	µg/L	µg/L	µg/L	µg/L
LOR					0.001	0.001	0.001	0.001	0.001	0.001	0.001	0.001	0.002	0.002	0.002	0.001	0.001	0.001	0.002	0.002	0.005	0.01	0.02	0.001	0.001	0.002	0.002	0.01	0.02	0.002	0.05	0.02	0.002	0.05
PFAS NEMP 2020 Drinking Water					**0.56**			**0.07**																										
PFAS NEMP 2020 Freshwater 99%					*19*	*0.00023*																												
Location Code	**Date**	**Field ID**	**Sample Type**	**Project ID**																														
MW009	12 May 2023	0902_MW009_230511	Normal	NSW_0902_PFASOMP_23	<0.01	*0.06*	0.02	**0.08**	0.08	<0.02	<0.02	<0.02	<0.02	<0.1	<0.02	<0.02	<0.02	<0.02	<0.02	<0.02	<0.02	<0.02	<0.05	<0.05	<0.05	<0.05	<0.05	<0.02	<0.05	<0.02	<0.05	<0.05	<0.02	<0.05
MW009	21 Nov 2023	0902_MW009_231121	Normal	NSW_0902_PFASOMP_23	<0.01	*0.05*	0.01	0.06	0.06	<0.02	<0.02	<0.02	<0.02	<0.1	<0.02	<0.02	<0.02	<0.02	<0.02	<0.02	<0.02	<0.02	<0.05	<0.05	<0.05	<0.05	<0.05	<0.02	<0.05	<0.02	<0.05	<0.05	<0.02	<0.05
MW009	21 May 2024	0902_MW009_240521	Normal	NSW_0902_PFASOMP_24	<0.01	*0.06*	0.01	0.07	0.07	<0.02	<0.02	<0.02	<0.02	<0.1	<0.02	<0.02	<0.02	<0.02	<0.02	<0.02	<0.02	<0.02	<0.05	<0.05	<0.05	<0.05	<0.05	<0.02	<0.05	<0.02	<0.05	<0.05	<0.02	<0.05
MW010	30 Jun 2017	0902_MW10_300617	Normal	NSW_0902_PFAS	0.02	*0.16*	0.56	**0.72**	0.96	0.07	0.05	<0.02	<0.02	<0.1	<0.02	0.10	<0.02	<0.02	<0.02	<0.02	<0.02	<0.02	<0.05	<0.05	<0.05	<0.05	<0.05	<0.02	<0.05	<0.02	<0.05	<0.05	<0.02	<0.05
MW010	14 Nov 2019	0902_MW010_191114	Normal	NSW_0902_PFASOMP	0.03	*0.88*	0.41	**1.29**	1.54	0.05	0.05	0.02	<0.02	<0.1	<0.02	0.10	<0.02	<0.02	<0.02	<0.02	<0.02	<0.02	<0.05	<0.05	<0.05	<0.05	<0.05	<0.02	<0.05	<0.02	<0.05	<0.05	<0.02	<0.05
MW010	11 May 2020	0902_MW010_200511	Normal	NSW_0902_PFASOMP	0.21	*7.62*	3.41	**11.0**	13.6	0.49	0.44	0.15	<0.02	<0.1	0.19	1.04	0.10	<0.02	<0.02	<0.02	<0.02	<0.02	<0.05	<0.05	<0.05	<0.05	<0.05	<0.02	<0.05	<0.02	<0.05	<0.05	<0.02	<0.05
MW010	10 Nov 2020	0902_MW010_201110	Normal	NSW_0902_PFASOMP	<0.01	*0.33*	0.20	**0.53**	0.64	0.03	0.03	<0.02	<0.02	<0.1	<0.02	0.05	<0.02	<0.02	<0.02	<0.02	<0.02	<0.02	<0.05	<0.05	<0.05	<0.05	<0.05	<0.02	<0.05	<0.02	<0.05	<0.05	<0.02	<0.05
MW010	03 May 2021	0902_MW010_210503	Normal	NSW_0902_PFASOMP	0.19	*4.67*	3.47	**8.14**	11.2	0.54	0.54	0.12	<0.02	0.1	0.22	1.19	0.11	<0.02	<0.02	<0.02	<0.02	<0.02	<0.05	<0.05	0.09	<0.05	<0.05	<0.02	<0.05	<0.02	<0.05	<0.05	<0.02	<0.05
MW010	23 Nov 2021	0902_MW010_211123	Normal	NSW_0902_PFASOMP	<0.01	*0.16*	0.16	**0.32**	0.45	0.04	0.02	<0.02	<0.02	<0.1	<0.02	0.07	<0.02	<0.02	<0.02	<0.02	<0.02	<0.02	<0.05	<0.05	<0.05	<0.05	<0.05	<0.02	<0.05	<0.02	<0.05	<0.05	<0.02	<0.05
MW010	25 May 2022	0902_MW010_220525	Normal	NSW_0902_PFASOMP	0.32	*5.60*	4.70	**10.3**	14.5	0.66	0.69	0.16	<0.02	0.1	0.31	1.81	0.16	0.02	<0.02	<0.02	<0.02	<0.02	<0.05	<0.05	<0.05	<0.05	<0.05	<0.02	<0.05	<0.02	<0.05	<0.05	<0.02	<0.05
MW010	02 Nov 2022	0902_MW010_221102	Normal	NSW_0902_PFASOMP	0.23	*3.01*	4.20	**7.21**	10.3	0.49	0.63	0.11	<0.02	<0.1	0.19	1.34	0.12	<0.02	<0.02	<0.02	<0.02	<0.02	<0.05	<0.05	<0.05	<0.05	<0.05	<0.02	<0.05	<0.02	<0.05	<0.05	<0.02	<0.05
MW010	12 May 2023	0902_MW010_230511	Normal	NSW_0902_PFASOMP_23	0.01	*0.12*	0.13	**0.25**	0.31	0.02	<0.02	<0.02	<0.02	<0.1	<0.02	0.03	<0.02	<0.02	<0.02	<0.02	<0.02	<0.02	<0.05	<0.05	<0.05	<0.05	<0.05	<0.02	<0.05	<0.02	<0.05	<0.05	<0.02	<0.05
MW010	21 Nov 2023	0902_MW010_231121	Normal	NSW_0902_PFASOMP_23	0.05	*0.82*	0.89	**1.71**	2.29	0.10	0.12	0.04	<0.02	<0.1	0.04	0.21	0.02	<0.02	<0.02	<0.02	<0.02	<0.02	<0.05	<0.05	<0.05	<0.05	<0.05	<0.02	<0.05	<0.02	<0.05	<0.05	<0.02	<0.05
MW010	21 May 2024	0902_MW010_240521	Normal	NSW_0902_PFASOMP_24	<0.01	*0.13*	0.16	**0.29**	0.36	0.02	0.02	<0.02	<0.02	<0.1	<0.02	0.03	<0.02	<0.02	<0.02	<0.02	<0.02	<0.02	<0.05	<0.05	<0.05	<0.05	<0.05	<0.02	<0.05	<0.02	<0.05	<0.05	<0.02	<0.05
MW012	03 Jul 2017	0902_MW12_030717	Normal	NSW_0902_PFAS	0.22	*0.73*	5.91	**6.64**	12.2	2.14	1.21	0.10	<0.02	<0.1	0.42	1.34	0.15	<0.02	<0.02	<0.02	<0.02	<0.02	<0.05	<0.05	<0.05	<0.05	<0.05	<0.02	<0.05	<0.02	<0.05	<0.05	<0.02	<0.05
MW012	03 Jul 2017	0902_QC103_030717	Field_D	NSW_0902_PFAS	0.22	*0.73*	5.99	**6.72**	12.4	2.14	1.25	0.11	<0.02	<0.1	0.42	1.36	0.15	<0.02	<0.02	<0.02	<0.02	<0.02	<0.05	<0.05	<0.05	<0.05	<0.05	<0.02	<0.05	<0.02	<0.05	<0.05	<0.02	<0.05
MW012	08 Nov 2019	0902_MW012_191108	Normal	NSW_0902_PFASOMP	**0.99**	*13.8*	21.6	**35.4**	46.6	1.87	2.80	0.84	<0.02	0.3	0.64	3.10	0.52	0.05	<0.02	<0.02	<0.02	<0.02	<0.05	<0.05	0.12	<0.05	<0.05	<0.02	<0.05	<0.02	<0.05	<0.05	<0.02	<0.05
MW012	14 May 2020	0902_MW012_200514	Normal	NSW_0902_PFASOMP	**1.01**	*7.98*	23.0	**31.0**	47.1	3.20	4.11	1.03	0.02	0.5	0.94	4.53	0.71	0.04	<0.02	<0.02	<0.02	<0.02	<0.05	<0.05	<0.05	<0.05	<0.05	<0.02	<0.05	<0.02	<0.05	<0.05	<0.02	<0.05
MW012	12 Nov 2020	0902_MW012_201112	Normal	NSW_0902_PFASOMP	**0.78**	*5.65*	21.4	**27.0**	38.2	2.54	2.73	0.63	<0.02	0.3	0.72	2.96	0.46	0.02	<0.02	<0.02	<0.02	<0.02	<0.05	<0.05	<0.05	<0.05	<0.05	<0.02	<0.05	<0.02	<0.05	<0.05	<0.02	<0.05
MW012	12 Nov 2020	0902_QC206_201112	Interlab_D	NSW_0902_PFASOMP	0.44	*2.7*	10	**12.7**	13.14	1.7	1.5	0.21	<0.01	0.31	0.48	2	0.29	0.017	<0.01	<0.01	<0.01	<0.02	<0.02	<0.01	0.015	<0.01	<0.01	<0.01	<0.02	<0.01	<0.05	<0.02	<0.01	<0.05
MW012	06 May 2021	0902_MW012_210506	Normal	NSW_0902_PFASOMP	0.34	*1.47*	9.97	**11.4**	17.7	1.43	1.63	0.21	<0.02	<0.1	0.41	1.97	0.27	<0.02	<0.02	<0.02	<0.02	<0.02	<0.05	<0.05	<0.05	<0.05	<0.05	<0.02	<0.05	<0.02	<0.05	<0.05	<0.02	<0.05
MW012	06 May 2021	0902_QC103_210506	Field_D	NSW_0902_PFASOMP	0.31	*1.63*	8.90	**10.5**	16.9	1.54	1.72	0.22	<0.02	0.3	0.38	1.65	0.29	<0.02	<0.02	<0.02	<0.02	<0.02	<0.05	<0.05	<0.05	<0.05	<0.05	<0.02	<0.05	<0.02	<0.05	<0.05	<0.02	<0.05
MW012	29 Nov 2021	0902_MW012_211129	Normal	NSW_0902_PFASOMP	0.12	*0.98*	3.42	**4.40**	6.71	0.63	0.54	0.08	<0.02	<0.1	0.13	0.72	0.09	<0.02	<0.02	<0.02	<0.02	<0.02	<0.05	<0.05	<0.05	<0.05	<0.05	<0.02	<0.05	<0.02	<0.05	<0.05	<0.02	<0.05
MW012	27 May 2022	0902_MW012_220527	Normal	NSW_0902_PFASOMP	0.06	*0.41*	2.13	**2.54**	3.88	0.40	0.42	0.04	<0.02	<0.1	0.08	0.30	0.04	<0.02	<0.02	<0.02	<0.02	<0.02	<0.05	<0.05	<0.05	<0.05	<0.05	<0.02	<0.05	<0.02	<0.05	<0.05	<0.02	<0.05
MW012	18 Nov 2022	0902_MW012_221118	Normal	NSW_0902_PFASOMP	0.02	*0.19*	1.33	**1.52**	2.30	0.26	0.28	<0.02	<0.02	<0.1	0.04	0.18	<0.02	<0.02	<0.02	<0.02	<0.02	<0.02	<0.05	<0.05	<0.05	<0.05	<0.05	<0.02	<0.05	<0.02	<0.05	<0.05	<0.02	<0.05
MW012	11 May 2023	0902_MW012_230511	Normal	NSW_0902_PFASOMP_23	0.03	*0.24*	1.53	**1.77**	2.79	0.41	0.28	0.02	<0.02	<0.1	0.05	0.20	0.03	<0.02	<0.02	<0.02	<0.02	<0.02	<0.05	<0.05	<0.05	<0.05	<0.05	<0.02	<0.05	<0.02	<0.05	<0.05	<0.02	<0.05
MW012	22 Nov 2023	0902_MW012_231122	Normal	NSW_0902_PFASOMP_23	0.02	*0.16*	1.42	**1.58**	2.41	0.28	0.30	<0.02	<0.02	<0.1	0.04	0.17	0.02	<0.02	<0.02	<0.02	<0.02	<0.02	<0.05	<0.05	<0.05	<0.05	<0.05	<0.02	<0.05	<0.02	<0.05	<0.05	<0.02	<0.05
MW013	03 Jul 2017	0902_MW13_030717	Normal	NSW_0902_PFAS	<0.01	*0.08*	1.23	**1.31**	1.97	0.38	0.22	<0.02	<0.02	<0.1	<0.02	0.06	<0.02	<0.02	<0.02	<0.02	<0.02	<0.02	<0.05	<0.05	<0.05	<0.05	<0.05	<0.02	<0.05	<0.02	<0.05	<0.05	<0.02	<0.05
MW013	08 Nov 2019	0902_MW013_191108	Normal	NSW_0902_PFASOMP	<0.01	*0.30*	34.9	**35.2**	43.3	2.36	4.48	0.51	<0.02	0.1	0.12	0.56	<0.02	<0.02	<0.02	<0.02	<0.02	<0.02	<0.05	<0.05	<0.05	<0.05	<0.05	<0.02	<0.05	<0.02	<0.05	<0.05	<0.02	<0.05
MW013	14 May 2020	0902_MW013_200514	Normal	NSW_0902_PFASOMP	0.08	*0.34*	25.0	**25.3**	32.0	2.11	3.11	0.28	<0.02	0.4	0.14	0.52	0.04	<0.02	<0.02	<0.02	<0.02	<0.02	<0.05	<0.05	<0.05	<0.05	<0.05	<0.02	<0.05	<0.02	<0.05	<0.05	<0.02	<0.05
MW013	12 Nov 2020	0902_MW013_201112	Normal	NSW_0902_PFASOMP	0.12	*0.55*	17.8	**18.4**	22.5	1.37	1.58	0.19	<0.02	0.3	0.12	0.42	0.05	<0.02	<0.02	<0.02	<0.02	<0.02	<0.05	<0.05	<0.05	<0.05	<0.05	<0.02	<0.05	<0.02	<0.05	<0.05	<0.02	<0.05
MW013	06 May 2021	0902_MW013_210506	Normal	NSW_0902_PFASOMP	0.03	*0.11*	5.64	**5.75**	7.33	0.55	0.65	0.05	<0.02	<0.1	0.05	0.23	0.02	<0.02	<0.02	<0.02	<0.02	<0.02	<0.05	<0.05	<0.05	<0.05	<0.05	<0.02	<0.05	<0.02	<0.05	<0.05	<0.02	<0.05
MW013	06 May 2021	0902_QC203_210506	Interlab_D	NSW_0902_PFASOMP	0.015	*0.13*	4.7	**4.83**	4.845	0.52	0.53	0.02	<0.01	0.12	0.037	0.13	0.014	<0.01	<0.01	<0.01	<0.01	<0.02	<0.02	<0.01	<0.01	<0.01	<0.01	<0.01	<0.02	<0.01	<0.05	<0.02	<0.01	<0.05
MW013	29 Nov 2021	0902_MW013_211129	Normal	NSW_0902_PFASOMP	0.01	*0.08*	1.85	**1.93**	2.74	0.35	0.28	<0.02	<0.02	<0.1	0.02	0.15	<0.02	<0.02	<0.02	<0.02	<0.02	<0.02	<0.05	<0.05	<0.05	<0.05	<0.05	<0.02	<0.05	<0.02	<0.05	<0.05	<0.02	<0.05
MW013	27 May 2022	0902_MW013_220527	Normal	NSW_0902_PFASOMP	0.02	*0.10*	1.92	**2.02**	3.00	0.34	0.27	0.02	<0.02	<0.1	0.05	0.26	0.02	<0.02	<0.02	<0.02	<0.02	<0.02	<0.05	<0.05	<0.05	<0.05	<0.05	<0.02	<0.05	<0.02	<0.05	<0.05	<0.02	<0.05
MW013	18 Nov 2022	0902_MW013_221118	Normal	NSW_0902_PFASOMP	0.02	*0.08*	1.78	**1.86**	2.84	0.31	0.32	<0.02	<0.02	<0.1	0.05	0.28	<0.02	<0.02	<0.02	<0.02	<0.02	<0.02	<0.05	<0.05	<0.05	<0.05	<0.05	<0.02	<0.05	<0.02	<0.05	<0.05	<0.02	<0.05
MW013	11 May 2023	0902_MW013_230511	Normal	NSW_0902_PFASOMP_23	0.03	*0.10*	2.15	**2.25**	3.59	0.47	0.33	0.02	<0.02	0.1	0.06	0.31	0.02	<0.02	<0.02	<0.02	<0.02	<0.02	<0.05	<0.05	<0.05	<0.05	<0.05	<0.02	<0.05	<0.02	<0.05	<0.05	<0.02	<0.05
MW013	22 Nov 2023	0902_MW013_231122	Normal	NSW_0902_PFASOMP_23	0.02	*0.09*	1.94	**2.03**	3.02	0.32	0.36	0.02	<0.02	<0.1	0.05	0.22	<0.02	<0.02	<0.02	<0.02	<0.02	<0.02	<0.05	<0.05	<0.05	<0.05	<0.05	<0.02	<0.05	<0.02	<0.05	<0.05	<0.02	<0.05
MW014	03 Jul 2017	0902_MW14_030717	Normal	NSW_0902_PFAS	<0.01	*0.04*	0.90	**0.94**	1.84	0.44	0.26	<0.02	<0.02	<0.1	0.04	0.16	<0.02	<0.02	<0.02	<0.02	<0.02	<0.02	<0.05	<0.05	<0.05	<0.05	<0.05	<0.02	<0.05	<0.02	<0.05	<0.05	<0.02	<0.05
MW014	08 Nov 2019	0902_MW014_191108	Normal	NSW_0902_PFASOMP	0.02	*0.24*	0.14	**0.38**	0.49	<0.02	<0.02	<0.02	<0.02	<0.1	0.03	0.06	<0.02	<0.02	<0.02	<0.02	<0.02	<0.02	<0.05	<0.05	<0.05	<0.05	<0.05	<0.02	<0.05	<0.02	<0.05	<0.05	<0.02	<0.05
MW014	14 May 2020	0902_MW014_200514	Normal	NSW_0902_PFASOMP	0.01	<0.01	1.11	**1.11**	1.96	0.32	0.24	<0.02	<0.02	<0.1	0.04	0.24	<0.02	<0.02	<0.02	<0.02	<0.02	<0.02	<0.05	<0.05	<0.05	<0.05	<0.05	<0.02	<0.05	<0.02	<0.05	<0.05	<0.02	<0.05
MW014	12 Nov 2020	0902_MW014_201112	Normal	NSW_0902_PFASOMP	0.01	*0.07*	1.08	**1.15**	1.87	0.30	0.20	<0.02	<0.02	<0.1	0.04	0.17	<0.02	<0.02	<0.02	<0.02	<0.02	<0.02	<0.05	<0.05	<0.05	<0.05	<0.05	<0.02	<0.05	<0.02	<0.05	<0.05	<0.02	<0.05

					PFAS					PFAS - Perfluoroalkyl Sulfonic Acids				PFAS - Perfluoroalkyl Carboxylic Acids										PFAS - (n:2) Fluorotelomer Sulfonic Acids				PFAS - Perfluoroalkyl Sulfonamides						
					Perfluorooctanoic acid (PFOA)	Perfluorooctane sulfonic acid (PFOS)	Perfluorohexane sulfonic acid (PFHxS)	Sum of PFHxS and PFOS	Sum of PFAS	Perfluorobutane sulfonic acid (PFBS)	Perfluoropentane sulfonic acid (PFPeS)	Perfluoroheptane sulfonic acid (PFHpS)	Perfluorodecane sulfonic acid (PFDS)	Perfluorobutanoic acid (PFBA)	Perfluoropentanoic acid (PFPeA)	Perfluorohexanoic acid (PFHxA)	Perfluoroheptanoic acid (PFHpA)	Perfluorononanoic acid (PFNA)	Perfluorodecanoic acid (PFDA)	Perfluoroundecanoic acid (PFUnDA)	Perfluorododecanoic acid (PFDoDA)	Perfluorotridecanoic acid (PFTrDA)	Perfluorotetradecanoic acid (PFTeDA)	4:2 Fluorotelomer sulfonic acid (4:2 FTS)	6:2 Fluorotelomer sulfonic acid (6:2 FTS)	8:2 Fluorotelomer sulfonic acid (8:2 FTS)	10:2 Fluorotelomer sulfonic acid (10:2 FTS)	Perfluorooctane sulfonamide (FOSA)	N-Methyl perfluorooctane sulfonamide (MeFOSA)	N-Methyl perfluorooctane sulfonamidoacetic acid (MeFOSAA)	N-methyl perfluorooctane sulfonamidoethanol (MeFOSE)	N-Ethyl perfluorooctane sulfonamide (EtFOSA)	N-Ethyl perfluorooctane sulfonamidoacetic acid (EtFOSAA)	N-Ethyl perfluorooctane sulfonamidoethanol (EtFOSE)
					µg/L	µg/L	µg/L	µg/L	µg/L	µg/L	µg/L	µg/L	µg/L	µg/L	µg/L	µg/L	µg/L	µg/L	µg/L	µg/L	µg/L	µg/L	µg/L	µg/L	µg/L	µg/L	µg/L	µg/L	µg/L	µg/L	µg/L	µg/L	µg/L	µg/L
LOR					0.001	0.001	0.001	0.001	0.001	0.001	0.001	0.001	0.002	0.002	0.002	0.001	0.001	0.001	0.002	0.002	0.005	0.01	0.02	0.001	0.001	0.002	0.002	0.01	0.02	0.002	0.05	0.02	0.002	0.05
PFAS NEMP 2020 Drinking Water					**0.56**			**0.07**																										
PFAS NEMP 2020 Freshwater 99%					*19*	*0.00023*																												
Location Code	**Date**	**Field ID**	**Sample Type**	**Project ID**																														
MW014	06 May 2021	0902_MW014_210506	Normal	NSW_0902_PFASOMP	<0.01	*0.07*	1.38	**1.45**	2.49	0.34	0.32	0.02	<0.02	<0.1	0.05	0.29	0.02	<0.02	<0.02	<0.02	<0.02	<0.02	<0.05	<0.05	<0.05	<0.05	<0.05	<0.02	<0.05	<0.02	<0.05	<0.05	<0.02	<0.05
MW014	29 Nov 2021	0902_MW014_211129	Normal	NSW_0902_PFASOMP	0.01	*0.06*	1.25	**1.31**	2.33	0.37	0.28	0.02	<0.02	<0.1	0.04	0.28	0.02	<0.02	<0.02	<0.02	<0.02	<0.02	<0.05	<0.05	<0.05	<0.05	<0.05	<0.02	<0.05	<0.02	<0.05	<0.05	<0.02	<0.05
MW014	27 May 2022	0902_MW014_220527	Normal	NSW_0902_PFASOMP	0.02	*0.10*	1.56	**1.66**	2.92	0.39	0.39	0.04	<0.02	<0.1	0.07	0.32	0.03	<0.02	<0.02	<0.02	<0.02	<0.02	<0.05	<0.05	<0.05	<0.05	<0.05	<0.02	<0.05	<0.02	<0.05	<0.05	<0.02	<0.05
MW014	18 Nov 2022	0902_MW014_221118	Normal	NSW_0902_PFASOMP	0.01	*0.10*	1.27	**1.37**	2.32	0.29	0.29	<0.02	<0.02	<0.1	0.05	0.29	0.02	<0.02	<0.02	<0.02	<0.02	<0.02	<0.05	<0.05	<0.05	<0.05	<0.05	<0.02	<0.05	<0.02	<0.05	<0.05	<0.02	<0.05
MW014	11 May 2023	0902_MW014_230511	Normal	NSW_0902_PFASOMP_23	0.03	*0.14*	1.59	**1.73**	2.98	0.42	0.32	0.04	<0.02	<0.1	0.07	0.34	0.03	<0.02	<0.02	<0.02	<0.02	<0.02	<0.05	<0.05	<0.05	<0.05	<0.05	<0.02	<0.05	<0.02	<0.05	<0.05	<0.02	<0.05
MW014	22 Nov 2023	0902_MW014_231122	Normal	NSW_0902_PFASOMP_23	0.02	*0.12*	1.41	**1.53**	2.56	0.30	0.32	0.02	<0.02	<0.1	0.06	0.28	0.03	<0.02	<0.02	<0.02	<0.02	<0.02	<0.05	<0.05	<0.05	<0.05	<0.05	<0.02	<0.05	<0.02	<0.05	<0.05	<0.02	<0.05
MW015	03 Jul 2017	0902_MW15_030717	Normal	NSW_0902_PFAS	0.20	*3.92*	5.07	**8.99**	12.0	0.95	0.73	0.24	<0.02	<0.1	0.20	0.64	0.07	<0.02	<0.02	<0.02	<0.02	<0.02	<0.05	<0.05	<0.05	<0.05	<0.05	<0.02	<0.05	<0.02	<0.05	<0.05	<0.02	<0.05
MW015	08 Nov 2019	0902_MW015_191108	Normal	NSW_0902_PFASOMP	0.18	*3.73*	4.38	**8.11**	10.7	0.55	0.68	0.25	<0.02	<0.1	0.14	0.70	0.08	<0.02	<0.02	<0.02	<0.02	<0.02	<0.05	<0.05	<0.05	<0.05	<0.05	<0.02	<0.05	<0.02	<0.05	<0.05	<0.02	<0.05
MW015	14 May 2020	0902_MW015_200514	Normal	NSW_0902_PFASOMP	0.06	<0.01	1.10	**1.10**	1.72	0.15	0.13	0.06	<0.02	<0.1	0.03	0.17	0.02	<0.02	<0.02	<0.02	<0.02	<0.02	<0.05	<0.05	<0.05	<0.05	<0.05	<0.02	<0.05	<0.02	<0.05	<0.05	<0.02	<0.05
MW015	12 Nov 2020	0902_MW015_201112	Normal	NSW_0902_PFASOMP	0.09	*2.02*	2.09	**4.11**	5.05	0.24	0.21	0.09	<0.02	<0.1	0.05	0.23	0.03	<0.02	<0.02	<0.02	<0.02	<0.02	<0.05	<0.05	<0.05	<0.05	<0.05	<0.02	<0.05	<0.02	<0.05	<0.05	<0.02	<0.05
MW015	06 May 2021	0902_MW015_210506	Normal	NSW_0902_PFASOMP	0.06	*0.86*	1.33	**2.19**	2.89	0.15	0.17	0.06	<0.02	<0.1	0.03	0.20	0.03	<0.02	<0.02	<0.02	<0.02	<0.02	<0.05	<0.05	<0.05	<0.05	<0.05	<0.02	<0.05	<0.02	<0.05	<0.05	<0.02	<0.05
MW015	29 Nov 2021	0902_MW015_211129	Normal	NSW_0902_PFASOMP	0.07	*1.79*	2.05	**3.84**	4.96	0.28	0.28	0.10	<0.02	<0.1	0.04	0.31	0.04	<0.02	<0.02	<0.02	<0.02	<0.02	<0.05	<0.05	<0.05	<0.05	<0.05	<0.02	<0.05	<0.02	<0.05	<0.05	<0.02	<0.05
MW015	27 May 2022	0902_MW015_220527	Normal	NSW_0902_PFASOMP	0.13	*3.02*	3.27	**6.29**	8.03	0.41	0.43	0.19	<0.02	<0.1	0.09	0.43	0.06	<0.02	<0.02	<0.02	<0.02	<0.02	<0.05	<0.05	<0.05	<0.05	<0.05	<0.02	<0.05	<0.02	<0.05	<0.05	<0.02	<0.05
MW015	18 Nov 2022	0902_MW015_221118	Normal	NSW_0902_PFASOMP	0.12	*3.63*	3.40	**7.03**	8.94	0.42	0.50	0.13	<0.02	0.1	0.09	0.50	0.05	<0.02	<0.02	<0.02	<0.02	<0.02	<0.05	<0.05	<0.05	<0.05	<0.05	<0.02	<0.05	<0.02	<0.05	<0.05	<0.02	<0.05
MW015	11 May 2023	0902_MW015_23011	Normal	NSW_0902_PFASOMP_23	0.17	*4.34*	3.94	**8.28**	10.7	0.63	0.56	0.22	<0.02	0.1	0.12	0.53	0.07	<0.02	<0.02	<0.02	<0.02	<0.02	<0.05	<0.05	<0.05	<0.05	<0.05	<0.02	<0.05	<0.02	<0.05	<0.05	<0.02	<0.05
MW015	22 Nov 2023	0902_MW015_231122	Normal	NSW_0902_PFASOMP_23	0.13	*3.23*	3.26	**6.49**	8.25	0.41	0.52	0.15	<0.02	<0.1	0.09	0.40	0.06	<0.02	<0.02	<0.02	<0.02	<0.02	<0.05	<0.05	<0.05	<0.05	<0.05	<0.02	<0.05	<0.02	<0.05	<0.05	<0.02	<0.05
MW015	13 Jun 2024	0902_MW015_240613	Normal	NSW_0902_PFASOMP_24	0.08	*2.23*	2.18	**4.41**	5.73	0.29	0.34	0.10	<0.02	<0.1	0.06	0.29	0.04	<0.02	<0.02	<0.02	<0.02	<0.02	<0.05	<0.05	<0.05	<0.05	<0.05	<0.02	<0.05	<0.02	<0.05	<0.05	<0.02	<0.05
MW016	07 Jul 2017	0902_MW16_070717	Normal	NSW_0902_PFAS	<0.01	<0.01	<0.02	<0.01	<0.01	<0.02	<0.02	<0.02	<0.02	<0.1	<0.02	<0.02	<0.02	<0.02	<0.02	<0.02	<0.02	<0.02	<0.05	<0.05	<0.05	<0.05	<0.05	<0.02	<0.05	<0.02	<0.05	<0.05	<0.02	<0.05
MW016	08 Nov 2019	0902_MW016_191108	Normal	NSW_0902_PFASOMP	<0.01	<0.01	<0.02	<0.01	<0.01	<0.02	<0.02	<0.02	<0.02	<0.1	<0.02	<0.02	<0.02	<0.02	<0.02	<0.02	<0.02	<0.02	<0.05	<0.05	<0.05	<0.05	<0.05	<0.02	<0.05	<0.02	<0.05	<0.05	<0.02	<0.05
MW016	14 May 2020	0902_MW016_200514	Normal	NSW_0902_PFASOMP	<0.01	<0.01	<0.02	<0.01	<0.01	<0.02	<0.02	<0.02	<0.02	<0.1	<0.02	<0.02	<0.02	<0.02	<0.02	<0.02	<0.02	<0.02	<0.05	<0.05	<0.05	<0.05	<0.05	<0.02	<0.05	<0.02	<0.05	<0.05	<0.02	<0.05
MW016	12 Nov 2020	0902_MW016_201112	Normal	NSW_0902_PFASOMP	<0.01	<0.01	<0.02	<0.01	<0.01	<0.02	<0.02	<0.02	<0.02	<0.1	<0.02	<0.02	<0.02	<0.02	<0.02	<0.02	<0.02	<0.02	<0.05	<0.05	<0.05	<0.05	<0.05	<0.02	<0.05	<0.02	<0.05	<0.05	<0.02	<0.05
MW016	06 May 2021	0902_MW016_210506	Normal	NSW_0902_PFASOMP	<0.01	<0.01	<0.02	<0.01	<0.01	<0.02	<0.02	<0.02	<0.02	<0.1	<0.02	<0.02	<0.02	<0.02	<0.02	<0.02	<0.02	<0.02	<0.05	<0.05	<0.05	<0.05	<0.05	<0.02	<0.05	<0.02	<0.05	<0.05	<0.02	<0.05
MW016	29 Nov 2021	0902_MW016_211129	Normal	NSW_0902_PFASOMP	<0.01	<0.01	<0.01	<0.01	<0.01	<0.02	<0.02	<0.02	<0.02	<0.1	<0.02	<0.02	<0.02	<0.02	<0.02	<0.02	<0.02	<0.02	<0.05	<0.05	<0.05	<0.05	<0.05	<0.02	<0.05	<0.02	<0.05	<0.05	<0.02	<0.05
MW016	29 Nov 2021	0902_QC110_211129	Field_D	NSW_0902_PFASOMP	<0.01	<0.01	<0.01	<0.01	<0.01	<0.02	<0.02	<0.02	<0.02	<0.1	<0.02	<0.02	<0.02	<0.02	<0.02	<0.02	<0.02	<0.02	<0.05	<0.05	<0.05	<0.05	<0.05	<0.02	<0.05	<0.02	<0.05	<0.05	<0.02	<0.05
MW016	26 May 2022	0902_MW016_220526	Normal	NSW_0902_PFASOMP	<0.01	*0.01*	<0.01	0.01	0.01	<0.02	<0.02	<0.02	<0.02	<0.1	<0.02	<0.02	<0.02	<0.02	<0.02	<0.02	<0.02	<0.02	<0.05	<0.05	<0.05	<0.05	<0.05	<0.02	<0.05	<0.02	<0.05	<0.05	<0.02	<0.05
MW016	11 Nov 2022	0902_MW016_221111	Normal	NSW_0902_PFASOMP	<0.01	<0.01	<0.01	<0.01	<0.01	<0.02	<0.02	<0.02	<0.02	<0.1	<0.02	<0.02	<0.02	<0.02	<0.02	<0.02	<0.02	<0.02	<0.05	<0.05	<0.05	<0.05	<0.05	<0.02	<0.05	<0.02	<0.05	<0.05	<0.02	<0.05
MW016	11 May 2023	0902_MW016_230511	Normal	NSW_0902_PFASOMP_23	<0.01	<0.01	<0.01	<0.01	<0.01	<0.02	<0.02	<0.02	<0.02	<0.1	<0.02	<0.02	<0.02	<0.02	<0.02	<0.02	<0.02	<0.02	<0.05	<0.05	<0.05	<0.05	<0.05	<0.02	<0.05	<0.02	<0.05	<0.05	<0.02	<0.05
MW016	22 Nov 2023	0902_MW016_231122	Normal	NSW_0902_PFASOMP_23	<0.01	*0.02*	<0.01	0.02	0.02	<0.02	<0.02	<0.02	<0.02	<0.1	<0.02	<0.02	<0.02	<0.02	<0.02	<0.02	<0.02	<0.02	<0.05	<0.05	<0.05	<0.05	<0.05	<0.02	<0.05	<0.02	<0.05	<0.05	<0.02	<0.05
MW016	22 Nov 2023	0902_QC102_231122	Field_D	NSW_0902_PFASOMP_23	<0.01	<0.01	<0.01	<0.01	<0.01	<0.02	<0.02	<0.02	<0.02	<0.1	<0.02	<0.02	<0.02	<0.02	<0.02	<0.02	<0.02	<0.02	<0.05	<0.05	<0.05	<0.05	<0.05	<0.02	<0.05	<0.02	<0.05	<0.05	<0.02	<0.05
MW016	22 Nov 2023	0902_QC202_231122	Interlab_D	NSW_0902_PFASOMP_23	<0.01	*0.01*	<0.01	0.01	0.01	<0.01	<0.01	<0.01	<0.02	<0.02	<0.02	<0.01	<0.01	<0.01	<0.02	<0.02	<0.05	<0.1	<0.5	<0.01	<0.01	<0.02	<0.02	<0.1	<0.05	<0.02	<0.05	<0.1	<0.02	<0.5
MW016	13 Jun 2024	0902_MW016_240613	Normal	NSW_0902_PFASOMP_24	<0.01	*0.02*	<0.01	0.02	0.02	<0.02	<0.02	<0.02	<0.02	<0.1	<0.02	<0.02	<0.02	<0.02	<0.02	<0.02	<0.02	<0.02	<0.05	<0.05	<0.05	<0.05	<0.05	<0.02	<0.05	<0.02	<0.05	<0.05	<0.02	<0.05
MW017	03 Jul 2017	0902_MW17_030717	Normal	NSW_0902_PFAS	<0.01	*1.03*	5.06	**6.09**	7.42	0.68	0.56	0.06	<0.02	<0.1	<0.02	0.03	<0.02	<0.02	<0.02	<0.02	<0.02	<0.02	<0.05	<0.05	<0.05	<0.05	<0.05	<0.02	<0.05	<0.02	<0.05	<0.05	<0.02	<0.05
MW017	08 Nov 2019	0902_MW017_191108	Normal	NSW_0902_PFASOMP	0.04	*1.71*	5.17	**6.88**	8.10	0.37	0.55	0.09	<0.02	<0.1	<0.02	0.17	<0.02	<0.02	<0.02	<0.02	<0.02	<0.02	<0.05	<0.05	<0.05	<0.05	<0.05	<0.02	<0.05	<0.02	<0.05	<0.05	<0.02	<0.05
MW017	14 May 2020	0902_MW017_200514	Normal	NSW_0902_PFASOMP	0.30	*6.92*	12.0	**18.9**	22.7	0.43	0.66	0.42	<0.02	0.6	0.21	1.03	0.11	<0.02	<0.02	<0.02	<0.02	<0.02	<0.05	<0.05	<0.05	<0.05	<0.05	<0.02	<0.05	<0.02	<0.05	<0.05	<0.02	<0.05
MW017	12 Nov 2020	0902_MW017_201112	Normal	NSW_0902_PFASOMP	0.14	*5.93*	8.78	**14.7**	16.3	0.33	0.39	0.19	<0.02	0.1	0.07	0.33	0.03	<0.02	<0.02	<0.02	<0.02	<0.02	<0.05	<0.05	<0.05	<0.05	<0.05	<0.02	<0.05	<0.02	<0.05	<0.05	<0.02	<0.05
MW017	06 May 2021	0902_MW017_210506	Normal	NSW_0902_PFASOMP	0.08	*1.90*	7.01	**8.91**	10.4	0.41	0.59	0.15	<0.02	<0.1	0.05	0.23	0.03	<0.02	<0.02	<0.02	<0.02	<0.02	<0.05	<0.05	<0.05	<0.05	<0.05	<0.02	<0.05	<0.02	<0.05	<0.05	<0.02	<0.05
MW017	29 Nov 2021	0902_MW017_211129	Normal	NSW_0902_PFASOMP	0.05	*1.70*	5.60	**7.30**	8.96	0.56	0.59	0.12	<0.02	0.2	0.02	0.12	<0.02	<0.02	<0.02	<0.02	<0.02	<0.02	<0.05	<0.05	<0.05	<0.05	<0.05	<0.02	<0.05	<0.02	<0.05	<0.05	<0.02	<0.05
MW017	27 May 2022	0902_MW017_220527	Normal	NSW_0902_PFASOMP	0.04	*1.41*	4.37	**5.78**	7.18	0.46	0.55	0.10	<0.02	0.2	<0.02	0.05	<0.02	<0.02	<0.02	<0.02	<0.02	<0.02	<0.05	<0.05	<0.05	<0.05	<0.05	<0.02	<0.05	<0.02	<0.05	<0.05	<0.02	<0.05
MW017	18 Nov 2022	0902_MW017_221118	Normal	NSW_0902_PFASOMP	0.01	*0.62*	2.17	**2.79**	3.46	0.28	0.33	0.02	<0.02	<0.1	<0.02	0.03	<0.02	<0.02	<0.02	<0.02	<0.02	<0.02	<0.05	<0.05	<0.05	<0.05	<0.05	<0.02	<0.05	<0.02	<0.05	<0.05	<0.02	<0.05
MW017	11 May 2023	0902_MW017_230511	Normal	NSW_0902_PFASOMP_23	0.02	*0.73*	2.02	**2.75**	3.42	0.33	0.27	0.05	<0.02	<0.1	<0.02	<0.02	<0.02	<0.02	<0.02	<0.02	<0.02	<0.02	<0.05	<0.05	<0.05	<0.05	<0.05	<0.02	<0.05	<0.02	<0.05	<0.05	<0.02	<0.05
MW017	22 Nov 2023	0902_MW017_231122	Normal	NSW_0902_PFASOMP_23	0.02	*0.64*	1.98	**2.62**	3.24	0.26	0.30	0.04	<0.02	<0.1	<0.02	<0.02	<0.02	<0.02	<0.02	<0.02	<0.02	<0.02	<0.05	<0.05	<0.05	<0.05	<0.05	<0.02	<0.05	<0.02	<0.05	<0.05	<0.02	<0.05
MW017	13 Jun 2024	0902_MW017_240613	Normal	NSW_0902_PFASOMP_24	0.02	*0.93*	2.94	**3.87**	5.07	0.37	0.48	0.07	<0.02	0.1	<0.02	0.03	<0.02	<0.02	<0.02	<0.02	<0.02	<0.02	<0.05	<0.05	<0.05	<0.05	<0.05	<0.02	<0.05	<0.02	<0.05	<0.05	<0.02	<0.05

Table T8 - Historical Groundwater Analytical Results

					PFAS					PFAS - Perfluoroalkyl Sulfonic Acids				PFAS - Perfluoroalkyl Carboxylic Acids										PFAS - (n:2) Fluorotelomer Sulfonic Acids				PFAS - Perfluoroalkyl Sulfonamides						
					Perfluorooctanoic acid (PFOA)	Perfluorooctane sulfonic acid (PFOS)	Perfluorohexane sulfonic acid (PFHxS)	Sum of PFHxS and PFOS	Sum of PFAS	Perfluorobutane sulfonic acid (PFBS)	Perfluoropentane sulfonic acid (PFPeS)	Perfluoroheptane sulfonic acid (PFHpS)	Perfluorodecane sulfonic acid (PFDS)	Perfluorobutanoic acid (PFBA)	Perfluoropentanoic acid (PFPeA)	Perfluorohexanoic acid (PFHxA)	Perfluoroheptanoic acid (PFHpA)	Perfluorononanoic acid (PFNA)	Perfluorodecanoic acid (PFDA)	Perfluoroundecanoic acid (PFUnDA)	Perfluorododecanoic acid (PFDoDA)	Perfluorotridecanoic acid (PFTrDA)	Perfluorotetradecanoic acid (PFTeDA)	4:2 Fluorotelomer sulfonic acid (4:2 FTS)	6:2 Fluorotelomer sulfonic acid (6:2 FTS)	8:2 Fluorotelomer sulfonic acid (8:2 FTS)	10:2 Fluorotelomer sulfonic acid (10:2 FTS)	Perfluorooctane sulfonamide (FOSA)	N-Methyl perfluorooctane sulfonamide (MeFOSA)	N-Methyl perfluorooctane sulfonamidoacetic acid (MeFOSAA)	N-methyl perfluorooctane sulfonamidoethanol (MeFOSE)	N-Ethyl perfluorooctane sulfonamide (EtFOSA)	N-Ethyl perfluorooctane sulfonamidoacetic acid (EtFOSAA)	N-Ethyl perfluorooctane sulfonamidoethanol (EtFOSE)
					µg/L	µg/L	µg/L	µg/L	µg/L	µg/L	µg/L	µg/L	µg/L	µg/L	µg/L	µg/L	µg/L	µg/L	µg/L	µg/L	µg/L	µg/L	µg/L	µg/L	µg/L	µg/L	µg/L	µg/L	µg/L	µg/L	µg/L	µg/L	µg/L	µg/L
LOR					0.001	0.001	0.001	0.001	0.001	0.001	0.001	0.001	0.002	0.002	0.002	0.001	0.001	0.001	0.002	0.002	0.005	0.01	0.02	0.001	0.001	0.002	0.002	0.01	0.02	0.002	0.05	0.02	0.002	0.05
PFAS NEMP 2020 Drinking Water					**0.56**			**0.07**																										
PFAS NEMP 2020 Freshwater 99%					*19*	*0.00023*																												
Location Code	**Date**	**Field ID**	**Sample Type**	**Project ID**																														
MW020	06 Jul 2017	0902_MW20_060717	Normal	NSW_0902_PFAS	0.22	*0.89*	13.3	**14.2**	16.7	0.71	1.00	0.22	<0.02	<0.1	<0.02	0.30	0.06	<0.02	<0.02	<0.02	<0.02	<0.02	<0.05	<0.05	<0.05	<0.05	<0.05	<0.02	<0.05	<0.02	<0.05	<0.05	<0.02	<0.05
MW020	11 Nov 2019	0902_MW020_191111	Normal	NSW_0902_PFASOMP	0.06	*0.29*	3.15	**3.44**	4.34	0.40	0.31	0.05	<0.02	<0.1	<0.02	0.08	<0.02	<0.02	<0.02	<0.02	<0.02	<0.02	<0.05	<0.05	<0.05	<0.05	<0.05	<0.02	<0.05	<0.02	<0.05	<0.05	<0.02	<0.05
MW020	13 May 2020	0902_MW020_200513	Normal	NSW_0902_PFASOMP	0.11	*0.43*	10.0	**10.4**	13.5	0.91	1.04	0.11	<0.02	<0.1	0.12	0.77	0.05	<0.02	<0.02	<0.02	<0.02	<0.02	<0.05	<0.05	<0.05	<0.05	<0.05	<0.02	<0.05	<0.02	<0.05	<0.05	<0.02	<0.05
MW020	09 Nov 2020	0902_MW020_201109	Normal	NSW_0902_PFASOMP	0.09	*0.71*	9.05	**9.76**	12.9	0.79	1.13	0.08	<0.02	<0.1	0.11	0.87	0.05	<0.02	<0.02	<0.02	<0.02	<0.02	<0.05	<0.05	<0.05	<0.05	<0.05	<0.02	<0.05	<0.02	<0.05	<0.05	<0.02	<0.05
MW020	05 May 2021	0902_MW020_210505	Normal	NSW_0902_PFASOMP	0.17	*0.42*	7.30	**7.72**	10.1	0.38	0.62	0.14	<0.02	<0.1	0.17	0.86	0.08	<0.02	<0.02	<0.02	<0.02	<0.02	<0.05	<0.05	<0.05	<0.05	<0.05	<0.02	<0.05	<0.02	<0.05	<0.05	<0.02	<0.05
MW020	24 Nov 2021	0902_MW020_211124	Normal	NSW_0902_PFASOMP	0.24	*1.02*	14.8	**15.8**	18.3	0.41	0.70	0.19	<0.02	<0.1	0.10	0.79	0.07	<0.02	<0.02	<0.02	<0.02	<0.02	<0.05	<0.05	<0.05	<0.05	<0.05	<0.02	<0.05	<0.02	<0.05	<0.05	<0.02	<0.05
MW020	27 May 2022	0902_MW020_220527	Normal	NSW_0902_PFASOMP	0.03	*0.22*	3.32	**3.54**	4.66	0.44	0.46	0.04	<0.02	<0.1	0.03	0.12	<0.02	<0.02	<0.02	<0.02	<0.02	<0.02	<0.05	<0.05	<0.05	<0.05	<0.05	<0.02	<0.05	<0.02	<0.05	<0.05	<0.02	<0.05
MW020	08 Nov 2022	0902_MW020_221108	Normal	NSW_0902_PFASOMP	0.01	*0.08*	1.89	**1.97**	2.86	0.38	0.44	<0.02	<0.02	<0.1	<0.02	0.06	<0.02	<0.02	<0.02	<0.02	<0.02	<0.02	<0.05	<0.05	<0.05	<0.05	<0.05	<0.02	<0.05	<0.02	<0.05	<0.05	<0.02	<0.05
MW020	08 May 2023	0902_MW020_230508	Normal	NSW_0902_PFASOMP_23	0.01	*0.05*	1.74	**1.79**	2.67	0.46	0.37	<0.02	<0.02	<0.1	<0.02	0.04	<0.02	<0.02	<0.02	<0.02	<0.02	<0.02	<0.05	<0.05	<0.05	<0.05	<0.05	<0.02	<0.05	<0.02	<0.05	<0.05	<0.02	<0.05
MW020	20 Nov 2023	0902_MW020_231120	Normal	NSW_0902_PFASOMP_23	<0.01	*0.04*	1.67	**1.71**	2.41	0.30	0.38	<0.02	<0.02	<0.1	<0.02	0.02	<0.02	<0.02	<0.02	<0.02	<0.02	<0.02	<0.05	<0.05	<0.05	<0.05	<0.05	<0.02	<0.05	<0.02	<0.05	<0.05	<0.02	<0.05
MW020	22 May 2024	0902_MW020_240522	Normal	NSW_0902_PFASOMP_24	0.03	*0.15*	3.16	**3.31**	4.19	0.24	0.30	0.04	<0.02	<0.1	0.03	0.14	<0.02	<0.02	<0.02	<0.02	<0.02	<0.02	<0.05	<0.05	<0.05	<0.05	<0.05	<0.02	<0.05	<0.02	<0.05	<0.05	<0.02	<0.05
MW021	06 Jul 2017	0902_MW21_060717	Normal	NSW_0902_PFAS	0.49	*7.16*	8.01	**15.2**	17.8	0.34	0.53	0.28	<0.02	<0.1	0.15	0.63	0.21	0.02	<0.02	<0.02	<0.02	<0.02	<0.05	<0.05	<0.05	<0.05	<0.05	<0.02	<0.05	<0.02	<0.05	<0.05	<0.02	<0.05
MW021	11 Nov 2019	0902_MW021_191111	Normal	NSW_0902_PFASOMP	0.42	*5.83*	4.48	**10.3**	12.1	0.16	0.19	0.15	<0.02	<0.1	0.18	0.54	0.14	0.03	<0.02	<0.02	<0.02	<0.02	<0.05	<0.05	<0.05	<0.05	<0.05	<0.02	<0.05	<0.02	<0.05	<0.05	<0.02	<0.05
MW021	13 May 2020	0902_MW021_200513	Normal	NSW_0902_PFASOMP	0.46	*4.83*	4.91	**9.74**	12.6	0.21	0.26	0.19	<0.02	0.2	0.37	0.95	0.23	0.02	<0.02	<0.02	<0.02	<0.02	<0.05	<0.05	<0.05	<0.05	<0.05	<0.02	<0.05	<0.02	<0.05	<0.05	<0.02	<0.05
MW021	09 Nov 2020	0902_MW021_201109	Normal	NSW_0902_PFASOMP	0.55	*6.38*	4.16	**10.5**	13.0	0.15	0.27	0.23	<0.02	0.1	0.16	0.74	0.23	0.04	<0.02	<0.02	<0.02	<0.02	<0.05	<0.05	<0.05	<0.05	<0.05	<0.02	<0.05	<0.02	<0.05	<0.05	<0.02	<0.05
MW021	05 May 2021	0902_MW021_210505	Normal	NSW_0902_PFASOMP	0.31	*3.08*	2.43	**5.51**	7.02	0.20	0.13	0.11	<0.02	0.1	0.15	0.37	0.09	0.05	<0.02	<0.02	<0.02	<0.02	<0.05	<0.05	<0.05	<0.05	<0.05	<0.02	<0.05	<0.02	<0.05	<0.05	<0.02	<0.05
MW021	24 Nov 2021	0902_MW021_211124	Normal	NSW_0902_PFASOMP	0.21	*2.76*	1.57	**4.33**	5.34	0.06	0.07	0.05	<0.02	<0.1	0.12	0.41	0.09	<0.02	<0.02	<0.02	<0.02	<0.02	<0.05	<0.05	<0.05	<0.05	<0.05	<0.02	<0.05	<0.02	<0.05	<0.05	<0.02	<0.05
MW021	24 Nov 2021	0902_QC206_211124	Interlab_D	NSW_0902_PFASOMP	0.18	*2.0*	1.3	**3.3**	4.2	0.05	0.07	0.06	<0.02	0.06	0.09	0.25	0.07	0.02	<0.02	<0.02	<0.05	<0.1	<0.5	<0.01	0.05	<0.02	<0.02	<0.1	<0.05	<0.02	<0.05	<0.1	<0.02	<0.5
MW021	27 May 2022	0902_MW021_220527	Normal	NSW_0902_PFASOMP	0.27	*3.64*	2.15	**5.79**	7.15	0.09	0.14	0.10	<0.02	0.1	0.15	0.36	0.12	0.03	<0.02	<0.02	<0.02	<0.02	<0.05	<0.05	<0.05	<0.05	<0.05	<0.02	<0.05	<0.02	<0.05	<0.05	<0.02	<0.05
MW021	08 Nov 2022	0902_MW021_221108	Normal	NSW_0902_PFASOMP	0.40	*3.99*	2.88	**6.87**	8.66	0.12	0.18	0.11	<0.02	0.1	0.17	0.53	0.14	0.04	<0.02	<0.02	<0.02	<0.02	<0.05	<0.05	<0.05	<0.05	<0.05	<0.02	<0.05	<0.02	<0.05	<0.05	<0.02	<0.05
MW021	08 May 2023	0902_MW021_230508	Normal	NSW_0902_PFASOMP_23	0.38	*4.36*	2.66	**7.02**	8.67	0.13	0.14	0.12	<0.02	0.1	0.17	0.44	0.13	0.04	<0.02	<0.02	<0.02	<0.02	<0.05	<0.05	<0.05	<0.05	<0.05	<0.02	<0.05	<0.02	<0.05	<0.05	<0.02	<0.05
MW021	20 Nov 2023	0902_MW021_231120	Normal	NSW_0902_PFASOMP_23	0.28	*3.04*	2.54	**5.58**	6.78	0.10	0.16	0.08	<0.02	0.1	0.10	0.29	0.09	<0.02	<0.02	<0.02	<0.02	<0.02	<0.05	<0.05	<0.05	<0.05	<0.05	<0.02	<0.05	<0.02	<0.05	<0.05	<0.02	<0.05
MW021	20 Nov 2023	0902_QC100_231120	Field_D	NSW_0902_PFASOMP_23	0.25	*2.99*	2.25	**5.24**	6.40	0.09	0.10	0.08	<0.02	0.1	0.10	0.34	0.08	0.02	<0.02	<0.02	<0.02	<0.02	<0.05	<0.05	<0.05	<0.05	<0.05	<0.02	<0.05	<0.02	<0.05	<0.05	<0.02	<0.05
MW021	20 Nov 2023	0902_QC200_231120	Interlab_D	NSW_0902_PFASOMP_23	0.32	*3.5*	2.7	**6.2**	7.7	0.12	0.16	0.08	<0.02	0.2	0.1	0.36	0.1	0.03	<0.02	<0.02	<0.05	<0.1	<0.5	<0.01	<0.01	<0.02	<0.02	<0.1	<0.05	<0.02	<0.05	<0.1	<0.02	<0.5
MW021	22 May 2024	0902_MW021_240522	Normal	NSW_0902_PFASOMP_24	0.11	*1.57*	1.14	**2.71**	3.15	0.04	0.06	0.04	<0.02	<0.1	0.04	0.12	0.03	<0.02	<0.02	<0.02	<0.02	<0.02	<0.05	<0.05	<0.05	<0.05	<0.05	<0.02	<0.05	<0.02	<0.05	<0.05	<0.02	<0.05
MW022	06 Jul 2017	0902_MW22_060717	Normal	NSW_0902_PFAS	0.10	*4.00*	3.05	**7.05**	8.41	0.35	0.44	0.12	<0.02	<0.1	<0.02	0.24	0.06	<0.02	<0.02	<0.02	<0.02	<0.02	<0.05	<0.05	0.05	<0.05	<0.05	<0.02	<0.05	<0.02	<0.05	<0.05	<0.02	<0.05
MW022	06 Jul 2017	0902_QC202_060717	Interlab_D	NSW_0902_PFAS	0.07	*3.5*	1.8	**5.3**	5.37	0.45	0.52	0.12	<0.02	<0.2	<0.02	0.24	0.02	0.02	<0.02	<0.02	<0.05	<0.1	<0.5	<0.01	0.04	0.01	<0.01	<0.1	<0.05	<0.02	<0.05	<0.1	<0.02	<0.5
MW022	11 Nov 2019	0902_MW022_191111	Normal	NSW_0902_PFASOMP	**0.91**	*29.4*	10.6	**40.0**	50.0	1.45	1.12	0.74	<0.02	0.6	1.22	2.53	0.46	0.40	0.17	0.03	<0.02	<0.02	<0.05	<0.05	0.21	0.11	<0.05	<0.02	<0.05	<0.02	<0.05	<0.05	<0.02	<0.05
MW022	13 May 2020	0902_MW022_200513	Normal	NSW_0902_PFASOMP	**1.10**	*18.3*	8.40	**26.7**	37.2	1.17	0.92	0.60	0.04	0.6	1.20	2.96	0.66	0.53	0.22	<0.02	<0.02	<0.02	<0.05	<0.05	0.49	<0.05	<0.05	0.02	<0.05	<0.02	<0.05	<0.05	<0.02	<0.05
MW022	13 May 2020	0902_QC104_200513	Field_D	NSW_0902_PFASOMP	**1.00**	*16.8*	7.44	**24.2**	33.7	1.08	0.86	0.55	0.03	0.5	1.08	2.69	0.56	0.48	0.20	<0.02	<0.02	<0.02	<0.05	<0.05	0.41	<0.05	<0.05	<0.02	<0.05	<0.02	<0.05	<0.05	<0.02	<0.05
MW022	09 Nov 2020	0902_MW022_201109	Normal	NSW_0902_PFASOMP	0.54	*13.0*	5.40	**18.4**	25.4	1.06	1.01	0.55	0.03	0.4	0.56	2.00	0.35	0.19	0.11	<0.02	<0.02	<0.02	<0.05	<0.05	0.13	0.07	<0.05	<0.02	<0.05	<0.02	<0.05	<0.05	<0.02	<0.05
MW022	05 May 2021	0902_MW022_210505	Normal	NSW_0902_PFASOMP	**0.69**	*8.91*	8.06	**17.0**	23.6	0.88	0.90	0.47	<0.02	0.4	0.68	1.87	0.38	0.14	0.04	<0.02	<0.02	<0.02	<0.05	<0.05	0.14	<0.05	<0.05	<0.02	<0.05	<0.02	<0.05	<0.05	<0.02	<0.05
MW022	22 Nov 2021	0902_MW022_211122	Normal	NSW_0902_PFASOMP	0.37	*5.60*	5.08	**10.7**	14.3	0.66	0.61	0.33	<0.02	0.2	0.24	0.94	0.18	0.05	<0.02	<0.02	<0.02	<0.02	<0.05	<0.05	0.06	<0.05	<0.05	<0.02	<0.05	<0.02	<0.05	<0.05	<0.02	<0.05
MW022	30 May 2022	0902_MW022_220530	Normal	NSW_0902_PFASOMP	0.06	*1.67*	2.06	**3.73**	4.71	0.23	0.29	0.08	<0.02	<0.1	0.05	0.23	0.04	<0.02	<0.02	<0.02	<0.02	<0.02	<0.05	<0.05	<0.05	<0.05	<0.05	<0.02	<0.05	<0.02	<0.05	<0.05	<0.02	<0.05
MW022	08 Nov 2022	0902_MW022_221108	Normal	NSW_0902_PFASOMP	0.07	*1.24*	2.39	**3.63**	4.81	0.28	0.34	0.07	<0.02	<0.1	0.06	0.32	0.04	<0.02	<0.02	<0.02	<0.02	<0.02	<0.05	<0.05	<0.05	<0.05	<0.05	<0.02	<0.05	<0.02	<0.05	<0.05	<0.02	<0.05
MW022	08 Nov 2022	0902_QC211_221108	Interlab_D	NSW_0902_PFASOMP	0.06	*0.91*	2.2	**3.1**	4.2	0.27	0.33	0.07	<0.02	0.06	0.06	0.23	0.04	<0.01	<0.02	<0.02	<0.05	<0.1	<0.5	<0.01	<0.01	<0.02	<0.02	<0.1	<0.05	<0.02	<0.05	<0.1	<0.02	<0.5
MW022	08 May 2023	0902_MW022_230508	Normal	NSW_0902_PFASOMP_23	0.48	*12.0*	10.1	**22.1**	28.6	1.30	1.18	0.44	0.02	0.2	0.69	1.61	0.39	0.13	0.02	<0.02	<0.02	<0.02	<0.05	<0.05	<0.05	<0.05	<0.05	<0.02	<0.05	<0.02	<0.05	<0.05	<0.02	<0.05
MW022	23 Nov 2023	0902_MW022_231123	Normal	NSW_0902_PFASOMP_23	0.09	*1.90*	2.72	**4.62**	6.09	0.34	0.43	0.08	<0.02	<0.1	0.09	0.36	0.08	<0.02	<0.02	<0.02	<0.02	<0.02	<0.05	<0.05	<0.05	<0.05	<0.05	<0.02	<0.05	<0.02	<0.05	<0.05	<0.02	<0.05
MW022	22 May 2024	0902_MW022_240522	Normal	NSW_0902_PFASOMP_24	0.08	*1.15*	2.23	**3.38**	4.59	0.26	0.29	0.06	<0.02	<0.1	0.08	0.28	0.05	<0.02	<0.02	<0.02	<0.02	<0.02	<0.05	<0.05	<0.05	<0.05	<0.05	<0.02	<0.05	<0.02	<0.05	<0.05	<0.02	<0.05
MW023	06 Jul 2017	0902_MW23_060717	Normal	NSW_0902_PFAS	<0.01	<0.01	0.05	0.05	0.07	0.02	<0.02	<0.02	<0.02	<0.1	<0.02	<0.02	<0.02	<0.02	<0.02	<0.02	<0.02	<0.02	<0.05	<0.05	<0.05	<0.05	<0.05	<0.02	<0.05	<0.02	<0.05	<0.05	<0.02	<0.05
MW023	06 Jul 2017	0902_QC102_060717	Field_D	NSW_0902_PFAS	<0.01	<0.01	0.03	0.03	0.03	<0.02	<0.02	<0.02	<0.02	<0.1	<0.02	<0.02	<0.02	<0.02	<0.02	<0.02	<0.02	<0.02	<0.05	<0.05	<0.05	<0.05	<0.05	<0.02	<0.05	<0.02	<0.05	<0.05	<0.02	<0.05
MW023	11 Nov 2019	0902_MW023_191111	Normal	NSW_0902_PFASOMP	<0.01	*0.14*	0.05	**0.19**	0.19	<0.02	<0.02	<0.02	<0.02	<0.1	<0.02	<0.02	<0.02	<0.02	<0.02	<0.02	<0.02	<0.02	<0.05	<0.05	<0.05	<0.05	<0.05	<0.02	<0.05	<0.02	<0.05	<0.05	<0.02	<0.05

					PFAS					PFAS - Perfluoroalkyl Sulfonic Acids				PFAS - Perfluoroalkyl Carboxylic Acids										PFAS - (n:2) Fluorotelomer Sulfonic Acids				PFAS - Perfluoroalkyl Sulfonamides						
					Perfluorooctanoic acid (PFOA)	Perfluorooctane sulfonic acid (PFOS)	Perfluorohexane sulfonic acid (PFHxS)	Sum of PFHxS and PFOS	Sum of PFAS	Perfluorobutane sulfonic acid (PFBS)	Perfluoropentane sulfonic acid (PFPeS)	Perfluoroheptane sulfonic acid (PFHpS)	Perfluorodecane sulfonic acid (PFDS)	Perfluorobutanoic acid (PFBA)	Perfluoropentanoic acid (PFPeA)	Perfluorohexanoic acid (PFHxA)	Perfluoroheptanoic acid (PFHpA)	Perfluorononanoic acid (PFNA)	Perfluorodecanoic acid (PFDA)	Perfluoroundecanoic acid (PFUnDA)	Perfluorododecanoic acid (PFDoDA)	Perfluorotridecanoic acid (PFTrDA)	Perfluorotetradecanoic acid (PFTeDA)	4:2 Fluorotelomer sulfonic acid (4:2 FTS)	6:2 Fluorotelomer sulfonic acid (6:2 FTS)	8:2 Fluorotelomer sulfonic acid (8:2 FTS)	10:2 Fluorotelomer sulfonic acid (10:2 FTS)	Perfluorooctane sulfonamide (FOSA)	N-Methyl perfluorooctane sulfonamide (MeFOSA)	N-Methyl perfluorooctane sulfonamidoacetic acid (MeFOSAA)	N-methyl perfluorooctane sulfonamidoethanol (MeFOSE)	N-Ethyl perfluorooctane sulfonamide (EtFOSA)	N-Ethyl perfluorooctane sulfonamidoacetic acid (EtFOSAA)	N-Ethyl perfluorooctane sulfonamidoethanol (EtFOSE)
					µg/L	µg/L	µg/L	µg/L	µg/L	µg/L	µg/L	µg/L	µg/L	µg/L	µg/L	µg/L	µg/L	µg/L	µg/L	µg/L	µg/L	µg/L	µg/L	µg/L	µg/L	µg/L	µg/L	µg/L	µg/L	µg/L	µg/L	µg/L	µg/L	µg/L
LOR					0.001	0.001	0.001	0.001	0.001	0.001	0.001	0.001	0.002	0.002	0.002	0.001	0.001	0.001	0.002	0.002	0.005	0.01	0.02	0.001	0.001	0.002	0.002	0.01	0.02	0.002	0.05	0.02	0.002	0.05
PFAS NEMP 2020 Drinking Water					**0.56**			**0.07**																										
PFAS NEMP 2020 Freshwater 99%					*19*	*0.00023*																												
Location Code	**Date**	**Field ID**	**Sample Type**	**Project ID**																														
MW023	13 May 2020	0902_MW023_200513	Normal	NSW_0902_PFASOMP	0.02	*0.49*	0.17	**0.66**	0.78	0.03	0.02	<0.02	<0.02	<0.1	<0.02	0.05	<0.02	<0.02	<0.02	<0.02	<0.02	<0.02	<0.05	<0.05	<0.05	<0.05	<0.05	<0.02	<0.05	<0.02	<0.05	<0.05	<0.02	<0.05
MW023	09 Nov 2020	0902_MW023_201109	Normal	NSW_0902_PFASOMP	<0.01	*0.25*	0.09	**0.34**	0.36	<0.02	<0.02	<0.02	<0.02	<0.1	<0.02	0.02	<0.02	<0.02	<0.02	<0.02	<0.02	<0.02	<0.05	<0.05	<0.05	<0.05	<0.05	<0.02	<0.05	<0.02	<0.05	<0.05	<0.02	<0.05
MW023	05 May 2021	0902_MW023_210505	Normal	NSW_0902_PFASOMP	<0.01	*0.18*	0.09	**0.27**	0.29	0.02	<0.02	<0.02	<0.02	<0.1	<0.02	<0.02	<0.02	<0.02	<0.02	<0.02	<0.02	<0.02	<0.05	<0.05	<0.05	<0.05	<0.05	<0.02	<0.05	<0.02	<0.05	<0.05	<0.02	<0.05
MW023	22 Nov 2021	0902_MW023_211122	Normal	NSW_0902_PFASOMP	<0.01	*0.11*	0.06	**0.17**	0.19	0.02	<0.02	<0.02	<0.02	<0.1	<0.02	<0.02	<0.02	<0.02	<0.02	<0.02	<0.02	<0.02	<0.05	<0.05	<0.05	<0.05	<0.05	<0.02	<0.05	<0.02	<0.05	<0.05	<0.02	<0.05
MW023	22 Nov 2021	0902_QC200_211122	Interlab_D	NSW_0902_PFASOMP	<0.01	*0.13*	0.07	**0.20**	0.21	0.01	<0.01	<0.01	<0.02	<0.02	<0.02	<0.01	<0.01	<0.01	<0.02	<0.02	<0.05	<0.1	<0.5	<0.01	<0.01	<0.02	<0.02	<0.1	<0.05	<0.02	<0.05	<0.1	<0.02	<0.5
MW023	27 May 2022	0902_MW023_220527	Normal	NSW_0902_PFASOMP	<0.01	*0.02*	0.05	0.07	0.09	0.02	<0.02	<0.02	<0.02	<0.1	<0.02	<0.02	<0.02	<0.02	<0.02	<0.02	<0.02	<0.02	<0.05	<0.05	<0.05	<0.05	<0.05	<0.02	<0.05	<0.02	<0.05	<0.05	<0.02	<0.05
MW023	08 Nov 2022	0902_MW023_221108	Normal	NSW_0902_PFASOMP	<0.01	*0.02*	0.11	**0.13**	0.21	0.04	0.04	<0.02	<0.02	<0.1	<0.02	<0.02	<0.02	<0.02	<0.02	<0.02	<0.02	<0.02	<0.05	<0.05	<0.05	<0.05	<0.05	<0.02	<0.05	<0.02	<0.05	<0.05	<0.02	<0.05
MW023	08 May 2023	0902_MW023_230508	Normal	NSW_0902_PFASOMP_23	<0.01	*0.04*	0.09	**0.13**	0.19	0.04	0.02	<0.02	<0.02	<0.1	<0.02	<0.02	<0.02	<0.02	<0.02	<0.02	<0.02	<0.02	<0.05	<0.05	<0.05	<0.05	<0.05	<0.02	<0.05	<0.02	<0.05	<0.05	<0.02	<0.05
MW023	20 Nov 2023	0902_MW023_231120	Normal	NSW_0902_PFASOMP_23	<0.01	*0.03*	0.07	**0.10**	0.15	0.03	0.02	<0.02	<0.02	<0.1	<0.02	<0.02	<0.02	<0.02	<0.02	<0.02	<0.02	<0.02	<0.05	<0.05	<0.05	<0.05	<0.05	<0.02	<0.05	<0.02	<0.05	<0.05	<0.02	<0.05
MW023	22 May 2024	0902_MW023_240522	Normal	NSW_0902_PFASOMP_24	<0.01	*0.06*	0.13	**0.19**	0.26	0.04	0.03	<0.02	<0.02	<0.1	<0.02	<0.02	<0.02	<0.02	<0.02	<0.02	<0.02	<0.02	<0.05	<0.05	<0.05	<0.05	<0.05	<0.02	<0.05	<0.02	<0.05	<0.05	<0.02	<0.05
MW024	10 Jul 2017	0902_MW24_100717	Normal	NSW_0902_PFAS	<0.01	*0.37*	0.96	**1.33**	2.88	0.73	0.54	<0.02	<0.02	<0.1	<0.02	0.28	<0.02	<0.02	<0.02	<0.02	<0.02	<0.02	<0.05	<0.05	<0.05	<0.05	<0.05	<0.02	<0.05	<0.02	<0.05	<0.05	<0.02	<0.05
MW024	14 Nov 2019	0902_MW024_191114	Normal	NSW_0902_PFASOMP	<0.01	*0.02*	0.03	0.05	0.08	0.03	<0.02	<0.02	<0.02	<0.1	<0.02	<0.02	<0.02	<0.02	<0.02	<0.02	<0.02	<0.02	<0.05	<0.05	<0.05	<0.05	<0.05	<0.02	<0.05	<0.02	<0.05	<0.05	<0.02	<0.05
MW024	11 May 2020	0902_MW024_200511	Normal	NSW_0902_PFASOMP	<0.01	<0.01	0.04	0.04	0.06	0.02	<0.02	<0.02	<0.02	<0.1	<0.02	<0.02	<0.02	<0.02	<0.02	<0.02	<0.02	<0.02	<0.05	<0.05	<0.05	<0.05	<0.05	<0.02	<0.05	<0.02	<0.05	<0.05	<0.02	<0.05
MW024	10 Nov 2020	0902_MW024_201110	Normal	NSW_0902_PFASOMP	<0.01	*0.01*	0.05	0.06	0.11	0.03	0.02	<0.02	<0.02	<0.1	<0.02	<0.02	<0.02	<0.02	<0.02	<0.02	<0.02	<0.02	<0.05	<0.05	<0.05	<0.05	<0.05	<0.02	<0.05	<0.02	<0.05	<0.05	<0.02	<0.05
MW024	03 May 2021	0902_MW024_210503	Normal	NSW_0902_PFASOMP	<0.01	*0.07*	0.27	**0.34**	0.70	0.15	0.10	<0.02	<0.02	<0.1	0.02	0.09	<0.02	<0.02	<0.02	<0.02	<0.02	<0.02	<0.05	<0.05	<0.05	<0.05	<0.05	<0.02	<0.05	<0.02	<0.05	<0.05	<0.02	<0.05
MW024	23 Nov 2021	0902_MW024_211123	Normal	NSW_0902_PFASOMP	<0.01	*0.06*	0.28	**0.34**	1.00	0.30	0.14	<0.02	<0.02	<0.1	0.04	0.18	<0.02	<0.02	<0.02	<0.02	<0.02	<0.02	<0.05	<0.05	<0.05	<0.05	<0.05	<0.02	<0.05	<0.02	<0.05	<0.05	<0.02	<0.05
MW024	25 May 2022	0902_MW024_220525	Normal	NSW_0902_PFASOMP	<0.01	*0.12*	0.36	**0.48**	1.02	0.22	0.17	<0.02	<0.02	<0.1	0.03	0.12	<0.02	<0.02	<0.02	<0.02	<0.02	<0.02	<0.05	<0.05	<0.05	<0.05	<0.05	<0.02	<0.05	<0.02	<0.05	<0.05	<0.02	<0.05
MW024	02 Nov 2022	0902_MW024_221102	Normal	NSW_0902_PFASOMP	<0.01	*0.30*	0.25	**0.55**	0.88	0.10	0.10	<0.02	<0.02	<0.1	0.04	0.09	<0.02	<0.02	<0.02	<0.02	<0.02	<0.02	<0.05	<0.05	<0.05	<0.05	<0.05	<0.02	<0.05	<0.02	<0.05	<0.05	<0.02	<0.05
MW024	02 Nov 2022	0902_QC101_221102	Field_D	NSW_0902_PFASOMP	<0.01	*0.23*	0.31	**0.54**	0.98	0.15	0.14	<0.02	<0.02	<0.1	0.04	0.11	<0.02	<0.02	<0.02	<0.02	<0.02	<0.02	<0.05	<0.05	<0.05	<0.05	<0.05	<0.02	<0.05	<0.02	<0.05	<0.05	<0.02	<0.05
MW024	02 Nov 2022	0902_QC201_221102	Interlab_D	NSW_0902_PFASOMP	<0.01	*0.09*	0.39	**0.48**	1.0	0.20	0.19	<0.01	<0.02	0.03	0.03	0.09	<0.01	<0.01	<0.02	<0.02	<0.05	<0.1	<0.5	<0.01	<0.01	<0.02	<0.02	<0.1	<0.05	<0.02	<0.05	<0.1	<0.02	<0.5
MW024	12 May 2023	0902_MW024_230512	Normal	NSW_0902_PFASOMP_23	<0.01	*0.03*	0.48	**0.51**	1.18	0.29	0.22	<0.02	<0.02	<0.1	0.03	0.13	<0.02	<0.02	<0.02	<0.02	<0.02	<0.02	<0.05	<0.05	<0.05	<0.05	<0.05	<0.02	<0.05	<0.02	<0.05	<0.05	<0.02	<0.05
MW024	21 Nov 2023	0902_MW024_231121	Normal	NSW_0902_PFASOMP_23	<0.01	*0.04*	1.07	**1.11**	2.34	0.46	0.46	<0.02	<0.02	<0.1	0.05	0.26	<0.02	<0.02	<0.02	<0.02	<0.02	<0.02	<0.05	<0.05	<0.05	<0.05	<0.05	<0.02	<0.05	<0.02	<0.05	<0.05	<0.02	<0.05
MW024	21 May 2024	0902_MW024_240520	Normal	NSW_0902_PFASOMP_24	<0.01	*0.03*	1.04	**1.07**	2.67	0.46	0.47	<0.02	<0.02	<0.1	0.07	0.33	0.02	<0.02	<0.02	<0.02	<0.02	<0.02	<0.05	<0.05	<0.05	<0.05	<0.05	<0.02	<0.05	<0.02	<0.05	<0.05	<0.02	<0.05
MW025	05 Jul 2017	0902_MW25_050717	Normal	NSW_0902_PFAS	<0.01	<0.01	0.07	0.07	0.11	0.02	0.02	<0.02	<0.02	<0.1	<0.02	<0.02	<0.02	<0.02	<0.02	<0.02	<0.02	<0.02	<0.05	<0.05	<0.05	<0.05	<0.05	<0.02	<0.05	<0.02	<0.05	<0.05	<0.02	<0.05
MW025	13 Nov 2019	0902-MW025_191113	Normal	NSW_0902_PFASOMP	<0.01	<0.01	0.05	0.05	0.07	<0.02	<0.02	<0.02	<0.02	<0.1	<0.02	0.02	<0.02	<0.02	<0.02	<0.02	<0.02	<0.02	<0.05	<0.05	<0.05	<0.05	<0.05	<0.02	<0.05	<0.02	<0.05	<0.05	<0.02	<0.05
MW025	12 May 2020	0902_MW025_200512	Normal	NSW_0902_PFASOMP	<0.01	*0.03*	0.05	**0.08**	0.13	0.03	<0.02	<0.02	<0.02	<0.1	<0.02	0.02	<0.02	<0.02	<0.02	<0.02	<0.02	<0.02	<0.05	<0.05	<0.05	<0.05	<0.05	<0.02	<0.05	<0.02	<0.05	<0.05	<0.02	<0.05
MW025	11 Nov 2020	0902_MW025_201111	Normal	NSW_0902_PFASOMP	<0.01	*0.01*	0.03	0.04	0.04	<0.02	<0.02	<0.02	<0.02	<0.1	<0.02	<0.02	<0.02	<0.02	<0.02	<0.02	<0.02	<0.02	<0.05	<0.05	<0.05	<0.05	<0.05	<0.02	<0.05	<0.02	<0.05	<0.05	<0.02	<0.05
MW025	04 May 2021	0902_MW025_210504	Normal	NSW_0902_PFASOMP	<0.01	<0.01	0.03	0.03	0.03	<0.02	<0.02	<0.02	<0.02	<0.1	<0.02	<0.02	<0.02	<0.02	<0.02	<0.02	<0.02	<0.02	<0.05	<0.05	<0.05	<0.05	<0.05	<0.02	<0.05	<0.02	<0.05	<0.05	<0.02	<0.05
MW025	22 Nov 2021	0902_MW025_211122	Normal	NSW_0902_PFASOMP	<0.01	*0.02*	0.03	0.05	0.07	<0.02	<0.02	<0.02	<0.02	<0.1	<0.02	0.02	<0.02	<0.02	<0.02	<0.02	<0.02	<0.02	<0.05	<0.05	<0.05	<0.05	<0.05	<0.02	<0.05	<0.02	<0.05	<0.05	<0.02	<0.05
MW025	24 May 2022	0902_MW025_220524	Normal	NSW_0902_PFASOMP	<0.01	<0.01	0.05	0.05	0.05	<0.02	<0.02	<0.02	<0.02	<0.1	<0.02	<0.02	<0.02	<0.02	<0.02	<0.02	<0.02	<0.02	<0.05	<0.05	<0.05	<0.05	<0.05	<0.02	<0.05	<0.02	<0.05	<0.05	<0.02	<0.05
MW025	07 Nov 2022	0902_MW025_221107	Normal	NSW_0902_PFASOMP	<0.01	*0.01*	0.05	0.06	0.06	<0.02	<0.02	<0.02	<0.02	<0.1	<0.02	<0.02	<0.02	<0.02	<0.02	<0.02	<0.02	<0.02	<0.05	<0.05	<0.05	<0.05	<0.05	<0.02	<0.05	<0.02	<0.05	<0.05	<0.02	<0.05
MW025	07 Nov 2022	0902_QC108_221107	Field_D	NSW_0902_PFASOMP	<0.01	*0.02*	0.04	0.06	0.06	<0.02	<0.02	<0.02	<0.02	<0.1	<0.02	<0.02	<0.02	<0.02	<0.02	<0.02	<0.02	<0.02	<0.05	<0.05	<0.05	<0.05	<0.05	<0.02	<0.05	<0.02	<0.05	<0.05	<0.02	<0.05
MW025	09 May 2023	0902_MW025_230509	Normal	NSW_0902_PFASOMP_23	<0.01	*0.11*	0.04	**0.15**	0.23	<0.02	<0.02	<0.02	<0.02	<0.1	0.04	0.04	<0.02	<0.02	<0.02	<0.02	<0.02	<0.02	<0.05	<0.05	<0.05	<0.05	<0.05	<0.02	<0.05	<0.02	<0.05	<0.05	<0.02	<0.05
MW025	23 Nov 2023	0902_MW025_231123	Normal	NSW_0902_PFASOMP_23	<0.01	*0.10*	0.04	**0.14**	0.20	<0.02	<0.02	<0.02	<0.02	<0.1	0.03	0.03	<0.02	<0.02	<0.02	<0.02	<0.02	<0.02	<0.05	<0.05	<0.05	<0.05	<0.05	<0.02	<0.05	<0.02	<0.05	<0.05	<0.02	<0.05
MW025	20 May 2024	0902_MW025_240520	Normal	NSW_0902_PFASOMP_24	<0.01	*0.03*	0.01	0.04	0.04	<0.02	<0.02	<0.02	<0.02	<0.1	<0.02	<0.02	<0.02	<0.02	<0.02	<0.02	<0.02	<0.02	<0.05	<0.05	<0.05	<0.05	<0.05	<0.02	<0.05	<0.02	<0.05	<0.05	<0.02	<0.05
MW026	05 Jul 2017	0902_MW26_050717	Normal	NSW_0902_PFAS	0.39	*1.23*	12.7	**13.9**	18.2	1.02	1.31	0.38	<0.02	<0.1	0.14	0.84	0.23	<0.02	<0.02	<0.02	<0.02	<0.02	<0.05	<0.05	<0.05	<0.05	<0.05	<0.02	<0.05	<0.02	<0.05	<0.05	<0.02	<0.05
MW026	13 Nov 2019	0902-MW026_191113	Normal	NSW_0902_PFASOMP	0.12	*0.41*	2.44	**2.85**	4.12	0.28	0.24	0.11	<0.02	<0.1	0.08	0.38	0.06	<0.02	<0.02	<0.02	<0.02	<0.02	<0.05	<0.05	<0.05	<0.05	<0.05	<0.02	<0.05	<0.02	<0.05	<0.05	<0.02	<0.05
MW026	11 May 2020	0902_MW026_200511	Normal	NSW_0902_PFASOMP	0.10	*0.37*	2.21	**2.58**	3.74	0.22	0.34	0.09	<0.02	<0.1	0.06	0.30	0.05	<0.02	<0.02	<0.02	<0.02	<0.02	<0.05	<0.05	<0.05	<0.05	<0.05	<0.02	<0.05	<0.02	<0.05	<0.05	<0.02	<0.05
MW026	11 Nov 2020	0902_MW026_201111	Normal	NSW_0902_PFASOMP	0.03	*0.18*	0.82	**1.00**	1.40	0.10	0.11	0.03	<0.02	<0.1	0.02	0.11	<0.02	<0.02	<0.02	<0.02	<0.02	<0.02	<0.05	<0.05	<0.05	<0.05	<0.05	<0.02	<0.05	<0.02	<0.05	<0.05	<0.02	<0.05
MW026	04 May 2021	0902_MW026_210504	Normal	NSW_0902_PFASOMP	0.15	*0.48*	3.16	**3.64**	5.38	0.42	0.40	0.14	<0.02	<0.1	0.09	0.46	0.08	<0.02	<0.02	<0.02	<0.02	<0.02	<0.05	<0.05	<0.05	<0.05	<0.05	<0.02	<0.05	<0.02	<0.05	<0.05	<0.02	<0.05
MW026	22 Nov 2021	0902_MW026_211122	Normal	NSW_0902_PFASOMP	0.18	*0.74*	3.84	**4.58**	7.29	0.78	0.60	0.15	<0.02	<0.1	0.16	0.73	0.11	<0.02	<0.02	<0.02	<0.02	<0.02	<0.05	<0.05	<0.05	<0.05	<0.05	<0.02	<0.05	<0.02	<0.05	<0.05	<0.02	<0.05
MW026	24 May 2022	0902_MW026_220524	Normal	NSW_0902_PFASOMP	0.21	*1.13*	4.82	**5.95**	8.67	0.61	0.80	0.24	<0.02	<0.1	0.14	0.60	0.12	<0.02	<0.02	<0.02	<0.02	<0.02	<0.05	<0.05	<0.05	<0.05	<0.05	<0.02	<0.05	<0.02	<0.05	<0.05	<0.02	<0.05

					PFAS					PFAS - Perfluoroalkyl Sulfonic Acids				PFAS - Perfluoroalkyl Carboxylic Acids										PFAS - (n:2) Fluorotelomer Sulfonic Acids				PFAS - Perfluoroalkyl Sulfonamides						
					Perfluorooctanoic acid (PFOA)	Perfluorooctane sulfonic acid (PFOS)	Perfluorohexane sulfonic acid (PFHxS)	Sum of PFHxS and PFOS	Sum of PFAS	Perfluorobutane sulfonic acid (PFBS)	Perfluoropentane sulfonic acid (PFPeS)	Perfluoroheptane sulfonic acid (PFHpS)	Perfluorodecane sulfonic acid (PFDS)	Perfluorobutanoic acid (PFBA)	Perfluoropentanoic acid (PFPeA)	Perfluorohexanoic acid (PFHxA)	Perfluoroheptanoic acid (PFHpA)	Perfluorononanoic acid (PFNA)	Perfluorodecanoic acid (PFDA)	Perfluoroundecanoic acid (PFUnDA)	Perfluorododecanoic acid (PFDoDA)	Perfluorotridecanoic acid (PFTrDA)	Perfluorotetradecanoic acid (PFTeDA)	4:2 Fluorotelomer sulfonic acid (4:2 FTS)	6:2 Fluorotelomer sulfonic acid (6:2 FTS)	8:2 Fluorotelomer sulfonic acid (8:2 FTS)	10:2 Fluorotelomer sulfonic acid (10:2 FTS)	Perfluorooctane sulfonamide (FOSA)	N-Methyl perfluorooctane sulfonamide (MeFOSA)	N-Methyl perfluorooctane sulfonamidoacetic acid (MeFOSAA)	N-methyl perfluorooctane sulfonamidoethanol (MeFOSE)	N-Ethyl perfluorooctane sulfonamide (EtFOSA)	N-Ethyl perfluorooctane sulfonamidoacetic acid (EtFOSAA)	N-Ethyl perfluorooctane sulfonamidoethanol (EtFOSE)
					µg/L	µg/L	µg/L	µg/L	µg/L	µg/L	µg/L	µg/L	µg/L	µg/L	µg/L	µg/L	µg/L	µg/L	µg/L	µg/L	µg/L	µg/L	µg/L	µg/L	µg/L	µg/L	µg/L	µg/L	µg/L	µg/L	µg/L	µg/L	µg/L	µg/L
LOR					0.001	0.001	0.001	0.001	0.001	0.001	0.001	0.001	0.002	0.002	0.002	0.001	0.001	0.001	0.002	0.002	0.005	0.01	0.02	0.001	0.001	0.002	0.002	0.01	0.02	0.002	0.05	0.02	0.002	0.05
PFAS NEMP 2020 Drinking Water					**0.56**			**0.07**																										
PFAS NEMP 2020 Freshwater 99%					*19*	*0.00023*																												
Location Code	**Date**	**Field ID**	**Sample Type**	**Project ID**																														
MW026	07 Nov 2022	0902_MW026_221107	Normal	NSW_0902_PFASOMP	0.10	*0.60*	2.35	**2.95**	4.38	0.36	0.40	0.09	<0.02	<0.1	0.06	0.36	0.06	<0.02	<0.02	<0.02	<0.02	<0.02	<0.05	<0.05	<0.05	<0.05	<0.05	<0.02	<0.05	<0.02	<0.05	<0.05	<0.02	<0.05
MW026	12 May 2023	0902_MW026_230512	Normal	NSW_0902_PFASOMP_23	0.14	*0.52*	3.31	**3.83**	5.60	0.44	0.50	0.13	<0.02	<0.1	0.08	0.41	0.07	<0.02	<0.02	<0.02	<0.02	<0.02	<0.05	<0.05	<0.05	<0.05	<0.05	<0.02	<0.05	<0.02	<0.05	<0.05	<0.02	<0.05
MW026	23 Nov 2023	0902_MW026_231123	Normal	NSW_0902_PFASOMP_23	0.15	*0.57*	3.43	**4.00**	5.75	0.39	0.56	0.12	<0.02	<0.1	0.08	0.38	0.07	<0.02	<0.02	<0.02	<0.02	<0.02	<0.05	<0.05	<0.05	<0.05	<0.05	<0.02	<0.05	<0.02	<0.05	<0.05	<0.02	<0.05
MW026	20 May 2024	0902_MW026_240520	Normal	NSW_0902_PFASOMP_24	0.16	*0.66*	3.70	**4.36**	6.24	0.37	0.47	0.12	<0.02	<0.1	0.08	0.50	0.07	<0.02	<0.02	<0.02	<0.02	<0.02	<0.05	<0.05	<0.05	<0.05	<0.05	<0.02	<0.05	<0.02	<0.05	<0.05	<0.02	<0.05
MW027	10 Jul 2017	0902_MW27_100717	Normal	NSW_0902_PFAS	<0.01	*0.08*	0.48	**0.56**	0.82	0.11	0.10	<0.02	<0.02	<0.1	<0.02	0.05	<0.02	<0.02	<0.02	<0.02	<0.02	<0.02	<0.05	<0.05	<0.05	<0.05	<0.05	<0.02	<0.05	<0.02	<0.05	<0.05	<0.02	<0.05
MW027	13 Nov 2019	0902-MW027_191113	Normal	NSW_0902_PFASOMP	0.02	*0.18*	0.92	**1.10**	1.65	0.19	0.17	0.02	<0.02	<0.1	0.02	0.13	<0.02	<0.02	<0.02	<0.02	<0.02	<0.02	<0.05	<0.05	<0.05	<0.05	<0.05	<0.02	<0.05	<0.02	<0.05	<0.05	<0.02	<0.05
MW027	11 May 2020	0902_MW027_200511	Normal	NSW_0902_PFASOMP	0.02	*0.19*	0.95	**1.14**	1.69	0.19	0.23	<0.02	<0.02	<0.1	<0.02	0.11	<0.02	<0.02	<0.02	<0.02	<0.02	<0.02	<0.05	<0.05	<0.05	<0.05	<0.05	<0.02	<0.05	<0.02	<0.05	<0.05	<0.02	<0.05
MW027	10 Nov 2020	0902_MW027_201110	Normal	NSW_0902_PFASOMP	0.02	*0.22*	0.77	**0.99**	1.51	0.18	0.21	<0.02	<0.02	<0.1	0.02	0.09	<0.02	<0.02	<0.02	<0.02	<0.02	<0.02	<0.05	<0.05	<0.05	<0.05	<0.05	<0.02	<0.05	<0.02	<0.05	<0.05	<0.02	<0.05
MW027	10 Nov 2020	0902_QC101_201110	Field_D	NSW_0902_PFASOMP	0.02	*0.24*	0.87	**1.11**	1.61	0.19	0.20	<0.02	<0.02	<0.1	<0.02	0.09	<0.02	<0.02	<0.02	<0.02	<0.02	<0.02	<0.05	<0.05	<0.05	<0.05	<0.05	<0.02	<0.05	<0.02	<0.05	<0.05	<0.02	<0.05
MW027	03 May 2021	0902_MW027_210503	Normal	NSW_0902_PFASOMP	0.03	*0.31*	0.98	**1.29**	1.87	0.19	0.18	0.03	<0.02	<0.1	0.03	0.12	<0.02	<0.02	<0.02	<0.02	<0.02	<0.02	<0.05	<0.05	<0.05	<0.05	<0.05	<0.02	<0.05	<0.02	<0.05	<0.05	<0.02	<0.05
MW027	23 Nov 2021	0902_MW027_211123	Normal	NSW_0902_PFASOMP	0.02	*0.31*	0.97	**1.28**	1.92	0.23	0.17	0.02	<0.02	<0.1	0.03	0.17	<0.02	<0.02	<0.02	<0.02	<0.02	<0.02	<0.05	<0.05	<0.05	<0.05	<0.05	<0.02	<0.05	<0.02	<0.05	<0.05	<0.02	<0.05
MW027	25 May 2022	0902_MW027_220525	Normal	NSW_0902_PFASOMP	0.02	*0.49*	1.24	**1.73**	2.49	0.23	0.26	0.03	<0.02	<0.1	0.03	0.17	0.02	<0.02	<0.02	<0.02	<0.02	<0.02	<0.05	<0.05	<0.05	<0.05	<0.05	<0.02	<0.05	<0.02	<0.05	<0.05	<0.02	<0.05
MW027	25 May 2022	0902_QC103_220525	Field_D	NSW_0902_PFASOMP	0.03	*0.54*	1.60	**2.14**	3.11	0.30	0.34	0.04	<0.02	<0.1	0.04	0.19	0.03	<0.02	<0.02	<0.02	<0.02	<0.02	<0.05	<0.05	<0.05	<0.05	<0.05	<0.02	<0.05	<0.02	<0.05	<0.05	<0.02	<0.05
MW027	02 Nov 2022	0902_MW027_221102	Normal	NSW_0902_PFASOMP	0.03	*0.49*	1.28	**1.77**	2.58	0.22	0.26	0.03	<0.02	<0.1	0.04	0.21	0.02	<0.02	<0.02	<0.02	<0.02	<0.02	<0.05	<0.05	<0.05	<0.05	<0.05	<0.02	<0.05	<0.02	<0.05	<0.05	<0.02	<0.05
MW028	10 Jul 2017	0902_MW28_100717	Normal	NSW_0902_PFAS	0.10	*0.03*	8.70	**8.73**	23.2	4.32	3.53	<0.02	<0.02	0.6	0.86	4.38	0.70	<0.02	<0.02	<0.02	<0.02	<0.02	<0.05	<0.05	<0.05	<0.05	<0.05	<0.02	<0.05	<0.02	<0.05	<0.05	<0.02	<0.05
MW028	13 Nov 2019	0902-MW028_191113	Normal	NSW_0902_PFASOMP	0.01	*0.24*	0.10	**0.34**	1.14	0.12	0.03	<0.02	<0.02	<0.1	0.04	0.30	0.02	<0.02	<0.02	<0.02	<0.02	<0.02	<0.05	<0.05	0.28	<0.05	<0.05	<0.02	<0.05	<0.02	<0.05	<0.05	<0.02	<0.05
MW028	11 May 2020	0902_MW028_200511	Normal	NSW_0902_PFASOMP	0.10	*0.04*	9.46	**9.50**	25.4	3.52	4.13	<0.02	<0.02	0.6	1.00	5.91	0.67	<0.02	<0.02	<0.02	<0.02	<0.02	<0.05	<0.05	<0.05	<0.05	<0.05	<0.02	<0.05	<0.02	<0.05	<0.05	<0.02	<0.05
MW028	10 Nov 2020	0902_MW028_201110	Normal	NSW_0902_PFASOMP	0.07	*0.04*	6.49	**6.53**	17.2	2.45	2.57	<0.02	<0.02	0.6	0.86	3.57	0.56	<0.02	<0.02	<0.02	<0.02	<0.02	<0.05	<0.05	<0.05	<0.05	<0.05	<0.02	<0.05	<0.02	<0.05	<0.05	<0.02	<0.05
MW028	03 May 2021	0902_MW028_210503	Normal	NSW_0902_PFASOMP	0.16	*0.04*	12.1	**12.1**	29.2	3.79	4.20	<0.02	<0.02	0.7	1.31	6.08	0.86	<0.02	<0.02	<0.02	<0.02	<0.02	<0.05	<0.05	<0.05	<0.05	<0.05	<0.02	<0.05	<0.02	<0.05	<0.05	<0.02	<0.05
MW028	23 Nov 2021	0902_MW028_211123	Normal	NSW_0902_PFASOMP	0.07	*0.12*	4.31	**4.43**	10.6	1.70	1.28	<0.02	<0.02	0.2	0.43	2.18	0.26	<0.02	<0.02	<0.02	<0.02	<0.02	<0.05	<0.05	<0.05	<0.05	<0.05	<0.02	<0.05	<0.02	<0.05	<0.05	<0.02	<0.05
MW028	25 May 2022	0902_MW028_220525	Normal	NSW_0902_PFASOMP	0.14	*0.09*	9.73	**9.82**	19.2	2.12	2.84	0.03	<0.02	0.4	0.47	2.87	0.54	<0.02	<0.02	<0.02	<0.02	<0.02	<0.05	<0.05	<0.05	<0.05	<0.05	<0.02	<0.05	<0.02	<0.05	<0.05	<0.02	<0.05
MW028	02 Nov 2022	0902_MW028_221102	Normal	NSW_0902_PFASOMP	0.24	*0.10*	16.5	**16.6**	31.6	2.97	4.49	0.02	<0.02	0.5	1.00	5.00	0.74	<0.02	<0.02	<0.02	<0.02	<0.02	<0.05	<0.05	<0.05	<0.05	<0.05	<0.02	<0.05	<0.02	<0.05	<0.05	<0.02	<0.05
MW028	12 May 2023	0902_MW028_230512	Normal	NSW_0902_PFASOMP_23	0.23	*0.07*	11.8	**11.9**	23.4	2.66	2.69	0.05	<0.02	0.6	0.90	3.75	0.67	<0.02	<0.02	<0.02	<0.02	<0.02	<0.05	<0.05	<0.05	<0.05	<0.05	<0.02	<0.05	<0.02	<0.05	<0.05	<0.02	<0.05
MW028	21 Nov 2023	0902_MW028_231121	Normal	NSW_0902_PFASOMP_23	0.32	*0.04*	12.8	**12.8**	25.0	2.30	3.70	0.04	<0.02	0.5	0.87	3.74	0.69	<0.02	<0.02	<0.02	<0.02	<0.02	<0.05	<0.05	<0.05	<0.05	<0.05	<0.02	<0.05	<0.02	<0.05	<0.05	<0.02	<0.05
MW028	21 May 2024	0902_MW028_240521	Normal	NSW_0902_PFASOMP_24	0.40	*0.04*	14.3	**14.3**	26.8	2.05	3.02	0.05	<0.02	0.5	0.82	4.11	0.72	<0.02	<0.02	<0.02	<0.02	<0.02	<0.05	<0.05	<0.05	<0.05	<0.05	<0.02	<0.05	<0.02	<0.05	<0.05	<0.02	<0.05
MW030	05 Nov 2013	BH8-8	Normal	ACTNSW_Hist_202009-2	<0.02	*0.08*	-	-	-	-	-	-	-	-	-	-	-	-	-	-	-	-	-	-	-	-	-	-	-	-	-	-	-	-
MW030	03 Jul 2017	0902_MW30_030717	Normal	NSW_0902_PFAS	0.18	*1.21*	3.82	**5.03**	6.66	0.52	0.36	0.10	<0.02	<0.1	0.06	0.34	0.07	<0.02	<0.02	<0.02	<0.02	<0.02	<0.05	<0.05	<0.05	<0.05	<0.05	<0.02	<0.05	<0.02	<0.05	<0.05	<0.02	<0.05
MW030	14 Nov 2019	0902_MW030_191114	Normal	NSW_0902_PFASOMP	0.17	*1.06*	2.06	**3.12**	4.44	0.32	0.32	0.07	<0.02	<0.1	0.06	0.32	0.06	<0.02	<0.02	<0.02	<0.02	<0.02	<0.05	<0.05	<0.05	<0.05	<0.05	<0.02	<0.05	<0.02	<0.05	<0.05	<0.02	<0.05
MW030	14 Nov 2019	0902_QC201_191114	Interlab_D	NSW_0902_PFASOMP	0.11	*0.86*	1.7	**2.56**	2.67	0.23	0.21	0.043	<0.01	0.13	0.048	0.24	0.043	<0.01	<0.01	<0.01	<0.01	<0.02	<0.02	<0.01	<0.01	<0.01	<0.01	<0.01	<0.02	<0.01	<0.05	<0.02	<0.01	<0.05
MW030	13 May 2020	0902_MW030_200513	Normal	NSW_0902_PFASOMP	0.19	*1.27*	2.22	**3.49**	4.92	0.35	0.31	0.09	<0.02	<0.1	0.07	0.35	0.07	<0.02	<0.02	<0.02	<0.02	<0.02	<0.05	<0.05	<0.05	<0.05	<0.05	<0.02	<0.05	<0.02	<0.05	<0.05	<0.02	<0.05
MW030	13 May 2020	0902_QC202_200513	Interlab_D	NSW_0902_PFASOMP	0.12	*0.83*	1.6	**2.43**	2.55	0.28	0.26	0.048	<0.01	0.084	0.053	0.24	0.053	<0.01	<0.01	<0.01	<0.01	<0.02	<0.02	<0.01	<0.01	<0.01	<0.01	<0.01	<0.02	<0.01	<0.05	<0.02	<0.01	<0.05
MW030	11 Nov 2020	0902_MW030_201111	Normal	NSW_0902_PFASOMP	0.20	*1.62*	2.50	**4.12**	5.99	0.36	0.49	0.12	<0.02	0.1	0.09	0.42	0.09	<0.02	<0.02	<0.02	<0.02	<0.02	<0.05	<0.05	<0.05	<0.05	<0.05	<0.02	<0.05	<0.02	<0.05	<0.05	<0.02	<0.05
MW030	11 Nov 2020	0902_QC102_201111	Field_D	NSW_0902_PFASOMP	0.19	*1.47*	2.42	**3.89**	5.68	0.34	0.49	0.10	<0.02	0.1	0.08	0.41	0.08	<0.02	<0.02	<0.02	<0.02	<0.02	<0.05	<0.05	<0.05	<0.05	<0.05	<0.02	<0.05	<0.02	<0.05	<0.05	<0.02	<0.05
MW030	03 May 2021	0902_MW030_210503	Normal	NSW_0902_PFASOMP	0.11	*1.07*	1.84	**2.91**	4.06	0.28	0.27	0.07	<0.02	<0.10	0.06	0.30	0.06	<0.02	<0.02	<0.02	<0.02	<0.02	<0.05	<0.05	<0.05	<0.05	<0.05	<0.02	<0.05	<0.02	<0.05	<0.05	<0.02	<0.05
MW030	23 Nov 2021	0902_MW030_211123	Normal	NSW_0902_PFASOMP	0.12	*0.94*	1.57	**2.51**	3.57	0.28	0.21	0.05	<0.02	<0.1	0.05	0.30	0.05	<0.02	<0.02	<0.02	<0.02	<0.02	<0.05	<0.05	<0.05	<0.05	<0.05	<0.02	<0.05	<0.02	<0.05	<0.05	<0.02	<0.05
MW030	23 Nov 2021	0902_QC205_211123	Interlab_D	NSW_0902_PFASOMP	0.09	*0.69*	1.3	**2.0**	2.8	0.20	0.20	0.04	<0.02	0.04	0.04	0.20	0.04	<0.01	<0.02	<0.02	<0.05	<0.1	<0.5	<0.01	<0.01	<0.02	<0.02	<0.1	<0.05	<0.02	<0.05	<0.1	<0.02	<0.5
MW030	26 May 2022	0902_MW030_220526	Normal	NSW_0902_PFASOMP	0.07	*0.39*	1.03	**1.42**	2.09	0.17	0.18	0.03	<0.02	<0.1	0.02	0.16	0.04	<0.02	<0.02	<0.02	<0.02	<0.02	<0.05	<0.05	<0.05	<0.05	<0.05	<0.02	<0.05	<0.02	<0.05	<0.05	<0.02	<0.05
MW030	11 Nov 2022	0902_MW030_221111	Normal	NSW_0902_PFASOMP	0.12	*0.75*	1.47	**2.22**	3.22	0.25	0.23	0.05	<0.02	<0.1	0.05	0.25	0.05	<0.02	<0.02	<0.02	<0.02	<0.02	<0.05	<0.05	<0.05	<0.05	<0.05	<0.02	<0.05	<0.02	<0.05	<0.05	<0.02	<0.05
MW030	07 Dec 2022	0902_MW030_221207	Normal	NSW_0902_PFASMGMT	0.30	*1.9*	3.1	**5.0**	7.2	0.44	0.47	0.11	<0.02	0.1	0.1	0.53	0.11	<0.01	<0.02	<0.02	<0.05	<0.1	<0.5	<0.01	<0.01	<0.02	<0.02	<0.1	<0.05	<0.02	<0.05	<0.1	<0.02	<0.5
MW030	08 May 2023	0902_MW030_230508	Normal	NSW_0902_PFASOMP_23	0.05	*0.27*	0.76	**1.03**	1.49	0.13	0.11	<0.02	<0.02	<0.1	0.03	0.12	0.02	<0.02	<0.02	<0.02	<0.02	<0.02	<0.05	<0.05	<0.05	<0.05	<0.05	<0.02	<0.05	<0.02	<0.05	<0.05	<0.02	<0.05
MW030	20 Nov 2023	0902_MW030_231120	Normal	NSW_0902_PFASOMP_23	0.04	*0.36*	0.52	**0.88**	1.17	0.09	0.09	<0.02	<0.02	<0.1	<0.02	0.07	<0.02	<0.02	<0.02	<0.02	<0.02	<0.02	<0.05	<0.05	<0.05	<0.05	<0.05	<0.02	<0.05	<0.02	<0.05	<0.05	<0.02	<0.05
MW030	24 May 2024	0902_MW030_240524	Normal	NSW_0902_PFASOMP_24	0.19	*2.01*	2.13	**4.14**	5.60	0.27	0.31	0.08	<0.02	0.1	0.06	0.33	0.07	<0.02	<0.02	<0.02	<0.02	<0.02	<0.05	<0.05	<0.05	<0.05	<0.05	<0.02	<0.05	<0.02	<0.05	<0.05	<0.02	<0.05

					PFAS					PFAS - Perfluoroalkyl Sulfonic Acids				PFAS - Perfluoroalkyl Carboxylic Acids										PFAS - (n:2) Fluorotelomer Sulfonic Acids				PFAS - Perfluoroalkyl Sulfonamides						
					Perfluorooctanoic acid (PFOA)	Perfluorooctane sulfonic acid (PFOS)	Perfluorohexane sulfonic acid (PFHxS)	Sum of PFHxS and PFOS	Sum of PFAS	Perfluorobutane sulfonic acid (PFBS)	Perfluoropentane sulfonic acid (PFPeS)	Perfluoroheptane sulfonic acid (PFHpS)	Perfluorodecane sulfonic acid (PFDS)	Perfluorobutanoic acid (PFBA)	Perfluoropentanoic acid (PFPeA)	Perfluorohexanoic acid (PFHxA)	Perfluoroheptanoic acid (PFHpA)	Perfluorononanoic acid (PFNA)	Perfluorodecanoic acid (PFDA)	Perfluoroundecanoic acid (PFUnDA)	Perfluorododecanoic acid (PFDoDA)	Perfluorotridecanoic acid (PFTrDA)	Perfluorotetradecanoic acid (PFTeDA)	4:2 Fluorotelomer sulfonic acid (4:2 FTS)	6:2 Fluorotelomer sulfonic acid (6:2 FTS)	8:2 Fluorotelomer sulfonic acid (8:2 FTS)	10:2 Fluorotelomer sulfonic acid (10:2 FTS)	Perfluorooctane sulfonamide (FOSA)	N-Methyl perfluorooctane sulfonamide (MeFOSA)	N-Methyl perfluorooctane sulfonamidoacetic acid (MeFOSAA)	N-methyl perfluorooctane sulfonamidoethanol (MeFOSE)	N-Ethyl perfluorooctane sulfonamide (EtFOSA)	N-Ethyl perfluorooctane sulfonamidoacetic acid (EtFOSAA)	N-Ethyl perfluorooctane sulfonamidoethanol (EtFOSE)
					µg/L	µg/L	µg/L	µg/L	µg/L	µg/L	µg/L	µg/L	µg/L	µg/L	µg/L	µg/L	µg/L	µg/L	µg/L	µg/L	µg/L	µg/L	µg/L	µg/L	µg/L	µg/L	µg/L	µg/L	µg/L	µg/L	µg/L	µg/L	µg/L	µg/L
LOR					0.001	0.001	0.001	0.001	0.001	0.001	0.001	0.001	0.002	0.002	0.002	0.001	0.001	0.001	0.002	0.002	0.005	0.01	0.02	0.001	0.001	0.002	0.002	0.01	0.02	0.002	0.05	0.02	0.002	0.05
PFAS NEMP 2020 Drinking Water					**0.56**			**0.07**																										
PFAS NEMP 2020 Freshwater 99%					*19*	*0.00023*																												
Location Code	**Date**	**Field ID**	**Sample Type**	**Project ID**																														
MW032	04 Jul 2017	0902_MW32_040717	Normal	NSW_0902_PFAS	0.50	*5.98*	25.4	**31.4**	45.4	4.09	4.67	0.64	<0.02	<0.1	0.53	3.10	0.45	<0.02	<0.02	<0.02	<0.02	<0.02	<0.05	<0.05	<0.05	<0.05	<0.05	<0.02	<0.05	<0.02	<0.05	<0.05	<0.02	<0.05
MW032	18 Jun 2019	MW32_180619	Normal	NSW_0902_FSBGME	0.39	*4.70*	13.6	**18.3**	28.2	2.04	2.68	0.56	<0.02	0.3	0.53	3.15	0.29	<0.02	<0.02	<0.02	<0.02	<0.02	<0.05	<0.05	<0.05	<0.05	<0.05	<0.02	<0.05	<0.02	<0.05	<0.05	<0.02	<0.05
MW032	28 Nov 2019	0902_MW032_191128	Normal	NSW_0902_PFASOMP	0.51	*4.18*	15.6	**19.8**	33.0	2.88	3.73	0.67	<0.02	0.3	0.61	4.24	0.32	<0.02	<0.02	<0.02	<0.02	<0.02	<0.05	<0.05	<0.05	<0.05	<0.05	<0.02	<0.05	<0.02	<0.05	<0.05	<0.02	<0.05
MW032	11 May 2020	0902_MW032_200512	Normal	NSW_0902_PFASOMP	0.43	*5.97*	15.2	**21.2**	34.0	2.20	4.34	0.71	<0.02	1.0	0.52	3.28	0.31	<0.02	<0.02	<0.02	<0.02	<0.02	<0.05	<0.05	<0.05	<0.05	<0.05	<0.02	<0.05	<0.02	<0.05	<0.05	<0.02	<0.05
MW032	11 Nov 2020	0902_MW032_201111	Normal	NSW_0902_PFASOMP	0.28	*4.18*	9.14	**13.3**	20.9	1.46	1.78	0.53	<0.02	1.0	0.36	1.96	0.20	<0.02	<0.02	<0.02	<0.02	<0.02	<0.05	<0.05	<0.05	<0.05	<0.05	<0.02	<0.05	<0.02	<0.05	<0.05	<0.02	<0.05
MW032	05 May 2021	0902_MW032_210505	Normal	NSW_0902_PFASOMP	0.20	*0.34*	5.35	**5.69**	9.88	1.10	1.05	0.18	<0.02	<0.1	0.23	1.26	0.17	<0.02	<0.02	<0.02	<0.02	<0.02	<0.05	<0.05	<0.05	<0.05	<0.05	<0.02	<0.05	<0.02	<0.05	<0.05	<0.02	<0.05
MW032	24 Nov 2021	0902_MW032_211124	Normal	NSW_0902_PFASOMP	0.39	*4.20*	13.7	**17.9**	29.1	2.51	2.42	0.51	<0.02	1.0	0.51	3.56	0.27	<0.02	<0.02	<0.02	<0.02	<0.02	<0.05	<0.05	<0.05	<0.05	<0.05	<0.02	<0.05	<0.02	<0.05	<0.05	<0.02	<0.05
MW032	24 May 2022	0902_MW032_220524	Normal	NSW_0902_PFASOMP	0.30	*2.99*	9.51	**12.5**	18.8	1.30	1.92	0.37	<0.02	0.5	0.21	1.54	0.17	<0.02	<0.02	<0.02	<0.02	<0.02	<0.05	<0.05	<0.05	<0.05	<0.05	<0.02	<0.05	<0.02	<0.05	<0.05	<0.02	<0.05
MW032	10 Nov 2022	0902_MW032_221110	Normal	NSW_0902_PFASOMP	0.42	*3.63*	13.1	**16.7**	25.3	2.05	2.09	0.30	<0.02	0.6	0.44	2.40	0.25	<0.02	<0.02	<0.02	<0.02	<0.02	<0.05	<0.05	<0.05	<0.05	<0.05	<0.02	<0.05	<0.02	<0.05	<0.05	<0.02	<0.05
MW032	15 May 2023	0902_MW032_230515	Normal	NSW_0902_PFASOMP_23	0.35	*3.11*	11.6	**14.7**	22.4	1.87	1.80	0.33	<0.02	0.6	0.38	2.10	0.22	<0.02	<0.02	<0.02	<0.02	<0.02	<0.05	<0.05	<0.05	<0.05	<0.05	<0.02	<0.05	<0.02	<0.05	<0.05	<0.02	<0.05
MW032	21 Nov 2023	0902_MW032_231121	Normal	NSW_0902_PFASOMP_23	0.35	*2.92*	8.82	**11.7**	19.5	1.61	2.17	0.34	<0.02	0.8	0.37	1.96	0.20	<0.02	<0.02	<0.02	<0.02	<0.02	<0.05	<0.05	<0.05	<0.05	<0.05	<0.02	<0.05	<0.02	<0.05	<0.05	<0.02	<0.05
MW032	22 May 2024	0902_MW032_240522	Normal	NSW_0902_PFASOMP_24	0.30	*3.13*	10.1	**13.2**	20.3	1.34	1.58	0.28	<0.02	0.8	0.28	1.75	0.16	<0.02	<0.02	<0.02	<0.02	<0.02	<0.05	<0.05	<0.05	<0.05	<0.05	<0.02	<0.05	<0.02	<0.05	<0.05	<0.02	<0.05
MW033	04 Jul 2017	0902_MW33_040717	Normal	NSW_0902_PFAS	0.04	*0.07*	4.77	**4.84**	6.73	0.55	0.65	0.02	<0.02	<0.1	0.10	0.45	0.08	<0.02	<0.02	<0.02	<0.02	<0.02	<0.05	<0.05	<0.05	<0.05	<0.05	<0.02	<0.05	<0.02	<0.05	<0.05	<0.02	<0.05
MW033	18 Jun 2019	MW33_180619	Normal	NSW_0902_FSBGME	0.01	*0.05*	1.44	**1.49**	2.26	0.15	0.22	<0.02	<0.02	<0.1	0.06	0.31	0.02	<0.02	<0.02	<0.02	<0.02	<0.02	<0.05	<0.05	<0.05	<0.05	<0.05	<0.02	<0.05	<0.02	<0.05	<0.05	<0.02	<0.05
MW033	28 Nov 2019	0902_MW033_191128	Normal	NSW_0902_PFASOMP	0.01	*0.07*	0.52	**0.59**	0.78	0.04	0.05	<0.02	<0.02	<0.1	0.02	0.07	<0.02	<0.02	<0.02	<0.02	<0.02	<0.02	<0.05	<0.05	<0.05	<0.05	<0.05	<0.02	<0.05	<0.02	<0.05	<0.05	<0.02	<0.05
MW033	11 May 2020	0902_MW033_200512	Normal	NSW_0902_PFASOMP	0.01	*0.14*	0.45	**0.59**	0.78	0.04	0.05	<0.02	<0.02	<0.1	0.02	0.07	<0.02	<0.02	<0.02	<0.02	<0.02	<0.02	<0.05	<0.05	<0.05	<0.05	<0.05	<0.02	<0.05	<0.02	<0.05	<0.05	<0.02	<0.05
MW033	11 Nov 2020	0902_MW033_201111	Normal	NSW_0902_PFASOMP	<0.01	*0.11*	0.10	**0.21**	0.21	<0.02	<0.02	<0.02	<0.02	<0.1	<0.02	<0.02	<0.02	<0.02	<0.02	<0.02	<0.02	<0.02	<0.05	<0.05	<0.05	<0.05	<0.05	<0.02	<0.05	<0.02	<0.05	<0.05	<0.02	<0.05
MW033	05 May 2021	0902_MW033_210505	Normal	NSW_0902_PFASOMP	0.36	*3.12*	14.2	**17.3**	27.8	2.05	2.66	0.57	<0.02	1.1	0.54	2.91	0.27	<0.02	<0.02	<0.02	<0.02	<0.02	<0.05	<0.05	<0.05	<0.05	<0.05	<0.02	<0.05	<0.02	<0.05	<0.05	<0.02	<0.05
MW033	24 Nov 2021	0902_MW033_211124	Normal	NSW_0902_PFASOMP	<0.01	*0.02*	0.10	**0.12**	0.14	<0.02	<0.02	<0.02	<0.02	<0.1	<0.02	0.02	<0.02	<0.02	<0.02	<0.02	<0.02	<0.02	<0.05	<0.05	<0.05	<0.05	<0.05	<0.02	<0.05	<0.02	<0.05	<0.05	<0.02	<0.05
MW033	24 May 2022	0902_MW033_220524	Normal	NSW_0902_PFASOMP	0.04	*0.26*	0.03	**0.29**	0.56	<0.02	<0.02	<0.02	<0.02	<0.1	0.08	0.07	0.06	0.02	<0.02	<0.02	<0.02	<0.02	<0.05	<0.05	<0.05	<0.05	<0.05	<0.02	<0.05	<0.02	<0.05	<0.05	<0.02	<0.05
MW033	10 Nov 2022	0902_MW033_221110	Normal	NSW_0902_PFASOMP	0.01	*0.25*	0.03	**0.28**	0.31	<0.02	<0.02	<0.02	<0.02	<0.1	<0.02	0.02	<0.02	<0.02	<0.02	<0.02	<0.02	<0.02	<0.05	<0.05	<0.05	<0.05	<0.05	<0.02	<0.05	<0.02	<0.05	<0.05	<0.02	<0.05
MW033	15 May 2023	0902_MW033_230515	Normal	NSW_0902_PFASOMP_23	0.02	*0.08*	0.85	**0.93**	1.30	0.10	0.09	<0.02	<0.02	<0.1	0.04	0.10	0.02	<0.02	<0.02	<0.02	<0.02	<0.02	<0.05	<0.05	<0.05	<0.05	<0.05	<0.02	<0.05	<0.02	<0.05	<0.05	<0.02	<0.05
MW033	21 Nov 2023	0902_MW033_231121	Normal	NSW_0902_PFASOMP_23	0.04	*0.08*	2.01	**2.09**	2.98	0.20	0.26	<0.02	<0.02	<0.1	0.09	0.26	0.04	<0.02	<0.02	<0.02	<0.02	<0.02	<0.05	<0.05	<0.05	<0.05	<0.05	<0.02	<0.05	<0.02	<0.05	<0.05	<0.02	<0.05
MW033	22 May 2024	0902_MW033_240522	Normal	NSW_0902_PFASOMP_24	0.02	*0.07*	1.13	**1.20**	1.74	0.10	0.14	<0.02	<0.02	<0.1	0.05	0.16	0.03	<0.02	<0.02	<0.02	<0.02	<0.02	<0.05	<0.05	<0.05	<0.05	<0.05	<0.02	<0.05	<0.02	<0.05	<0.05	<0.02	<0.05
MW034	04 Jul 2017	0902_MW34_040717	Normal	NSW_0902_PFAS	0.22	*0.50*	7.58	**8.08**	13.0	1.47	1.57	0.22	<0.02	<0.1	0.18	1.06	0.23	<0.02	<0.02	<0.02	<0.02	<0.02	<0.05	<0.05	<0.05	<0.05	<0.05	<0.02	<0.05	<0.02	<0.05	<0.05	<0.02	<0.05
MW034	18 Jun 2019	MW34_180619	Normal	NSW_0902_FSBGME	0.12	*0.26*	3.56	**3.82**	6.77	0.67	0.78	0.13	<0.02	<0.1	0.16	0.97	0.12	<0.02	<0.02	<0.02	<0.02	<0.02	<0.05	<0.05	<0.05	<0.05	<0.05	<0.02	<0.05	<0.02	<0.05	<0.05	<0.02	<0.05
MW034	18 Jun 2019	QC104_180619	Field_D	NSW_0902_FSBGME	0.14	*0.27*	3.80	**4.07**	7.03	0.70	0.81	0.13	<0.02	<0.1	0.17	0.90	0.11	<0.02	<0.02	<0.02	<0.02	<0.02	<0.05	<0.05	<0.05	<0.05	<0.05	<0.02	<0.05	<0.02	<0.05	<0.05	<0.02	<0.05
MW034	28 Nov 2019	0902_MW034_191128	Normal	NSW_0902_PFASOMP	0.13	*0.29*	3.56	**3.85**	6.50	0.64	0.70	0.12	<0.02	<0.1	0.15	0.81	0.10	<0.02	<0.02	<0.02	<0.02	<0.02	<0.05	<0.05	<0.05	<0.05	<0.05	<0.02	<0.05	<0.02	<0.05	<0.05	<0.02	<0.05
MW034	28 Nov 2019	0902_QC112_191128	Field_D	NSW_0902_PFASOMP	0.13	*0.28*	3.77	**4.05**	6.76	0.66	0.73	0.12	<0.02	<0.1	0.14	0.83	0.10	<0.02	<0.02	<0.02	<0.02	<0.02	<0.05	<0.05	<0.05	<0.05	<0.05	<0.02	<0.05	<0.02	<0.05	<0.05	<0.02	<0.05
MW034	11 May 2020	0902_MW034_200512	Normal	NSW_0902_PFASOMP	0.15	*0.27*	4.42	**4.69**	8.02	0.74	1.01	0.12	<0.02	0.1	0.16	0.92	0.13	<0.02	<0.02	<0.02	<0.02	<0.02	<0.05	<0.05	<0.05	<0.05	<0.05	<0.02	<0.05	<0.02	<0.05	<0.05	<0.02	<0.05
MW034	11 Nov 2020	0902_MW034_201111	Normal	NSW_0902_PFASOMP	0.28	*1.64*	7.04	**8.68**	13.8	1.00	1.12	0.29	<0.02	0.4	0.28	1.53	0.19	<0.02	<0.02	<0.02	<0.02	<0.02	<0.05	<0.05	<0.05	<0.05	<0.05	<0.02	<0.05	<0.02	<0.05	<0.05	<0.02	<0.05
MW034	05 May 2021	0902_MW034_210505	Normal	NSW_0902_PFASOMP	0.02	*0.08*	0.95	**1.03**	1.45	0.09	0.09	<0.02	<0.02	<0.1	0.06	0.14	0.02	<0.02	<0.02	<0.02	<0.02	<0.02	<0.05	<0.05	<0.05	<0.05	<0.05	<0.02	<0.05	<0.02	<0.05	<0.05	<0.02	<0.05
MW034	24 Nov 2021	0902_MW034_211124	Normal	NSW_0902_PFASOMP	<0.01	*0.09*	0.18	**0.27**	0.41	0.05	0.03	<0.02	<0.02	<0.1	<0.02	0.06	<0.02	<0.02	<0.02	<0.02	<0.02	<0.02	<0.05	<0.05	<0.05	<0.05	<0.05	<0.02	<0.05	<0.02	<0.05	<0.05	<0.02	<0.05
MW034	24 May 2022	0902_MW034_220524	Normal	NSW_0902_PFASOMP	0.03	*0.16*	0.63	**0.79**	1.30	0.12	0.14	0.03	<0.02	<0.1	0.03	0.13	0.03	<0.02	<0.02	<0.02	<0.02	<0.02	<0.05	<0.05	<0.05	<0.05	<0.05	<0.02	<0.05	<0.02	<0.05	<0.05	<0.02	<0.05
MW034	10 Nov 2022	0902_MW034_221110	Normal	NSW_0902_PFASOMP	0.06	*0.26*	1.36	**1.62**	2.68	0.26	0.28	0.03	<0.02	<0.1	0.07	0.31	0.05	<0.02	<0.02	<0.02	<0.02	<0.02	<0.05	<0.05	<0.05	<0.05	<0.05	<0.02	<0.05	<0.02	<0.05	<0.05	<0.02	<0.05
MW034	15 May 2023	0902_MW034_230515	Normal	NSW_0902_PFASOMP_23	0.16	*0.43*	4.20	**4.63**	8.00	0.81	0.81	0.17	<0.02	0.2	0.18	0.91	0.13	<0.02	<0.02	<0.02	<0.02	<0.02	<0.05	<0.05	<0.05	<0.05	<0.05	<0.02	<0.05	<0.02	<0.05	<0.05	<0.02	<0.05
MW034	21 Nov 2023	0902_MW034_231121	Normal	NSW_0902_PFASOMP_23	0.02	*0.14*	0.38	**0.52**	0.79	0.08	0.07	<0.02	<0.02	<0.1	0.02	0.08	<0.02	<0.02	<0.02	<0.02	<0.02	<0.02	<0.05	<0.05	<0.05	<0.05	<0.05	<0.02	<0.05	<0.02	<0.05	<0.05	<0.02	<0.05
MW034	22 May 2024	0902_MW034_240522	Normal	NSW_0902_PFASOMP_24	0.02	*0.16*	0.48	**0.64**	0.99	0.07	0.09	<0.02	<0.02	<0.1	0.03	0.10	<0.02	<0.02	<0.02	<0.02	<0.02	<0.02	<0.05	<0.05	<0.05	<0.05	<0.05	<0.02	<0.05	<0.02	<0.05	<0.05	<0.02	<0.05
MW036	06 Jul 2017	0902_MW36_060717	Normal	NSW_0902_PFAS	<0.01	*0.06*	0.86	**0.92**	1.48	0.25	0.23	<0.02	<0.02	<0.1	<0.02	0.08	<0.02	<0.02	<0.02	<0.02	<0.02	<0.02	<0.05	<0.05	<0.05	<0.05	<0.05	<0.02	<0.05	<0.02	<0.05	<0.05	<0.02	<0.05
MW036	11 Nov 2019	0902_MW036_191111	Normal	NSW_0902_PFASOMP	<0.01	*0.03*	0.45	**0.48**	0.74	0.12	0.09	<0.02	<0.02	<0.1	<0.02	0.05	<0.02	<0.02	<0.02	<0.02	<0.02	<0.02	<0.05	<0.05	<0.05	<0.05	<0.05	<0.02	<0.05	<0.02	<0.05	<0.05	<0.02	<0.05
MW036	13 May 2020	0902_MW036_200513	Normal	NSW_0902_PFASOMP	0.01	*0.05*	0.69	**0.74**	1.28	0.20	0.18	<0.02	<0.02	<0.1	0.03	0.12	<0.02	<0.02	<0.02	<0.02	<0.02	<0.02	<0.05	<0.05	<0.05	<0.05	<0.05	<0.02	<0.05	<0.02	<0.05	<0.05	<0.02	<0.05
MW036	09 Nov 2020	0902_MW036_201109	Normal	NSW_0902_PFASOMP	<0.01	*0.04*	0.56	**0.60**	0.97	0.15	0.13	<0.02	<0.02	<0.1	<0.02	0.09	<0.02	<0.02	<0.02	<0.02	<0.02	<0.02	<0.05	<0.05	<0.05	<0.05	<0.05	<0.02	<0.05	<0.02	<0.05	<0.05	<0.02	<0.05

Table T8 - Historical Groundwater Analytical Results

					PFAS					PFAS - Perfluoroalkyl Sulfonic Acids				PFAS - Perfluoroalkyl Carboxylic Acids										PFAS - (n:2) Fluorotelomer Sulfonic Acids				PFAS - Perfluoroalkyl Sulfonamides						
					Perfluorooctanoic acid (PFOA)	Perfluorooctane sulfonic acid (PFOS)	Perfluorohexane sulfonic acid (PFHxS)	Sum of PFHxS and PFOS	Sum of PFAS	Perfluorobutane sulfonic acid (PFBS)	Perfluoropentane sulfonic acid (PFPeS)	Perfluoroheptane sulfonic acid (PFHpS)	Perfluorodecane sulfonic acid (PFDS)	Perfluorobutanoic acid (PFBA)	Perfluoropentanoic acid (PFPeA)	Perfluorohexanoic acid (PFHxA)	Perfluoroheptanoic acid (PFHpA)	Perfluorononanoic acid (PFNA)	Perfluorodecanoic acid (PFDA)	Perfluoroundecanoic acid (PFUnDA)	Perfluorododecanoic acid (PFDoDA)	Perfluorotridecanoic acid (PFTrDA)	Perfluorotetradecanoic acid (PFTeDA)	4:2 Fluorotelomer sulfonic acid (4:2 FTS)	6:2 Fluorotelomer sulfonic acid (6:2 FTS)	8:2 Fluorotelomer sulfonic acid (8:2 FTS)	10:2 Fluorotelomer sulfonic acid (10:2 FTS)	Perfluorooctane sulfonamide (FOSA)	N-Methyl perfluorooctane sulfonamide (MeFOSA)	N-Methyl perfluorooctane sulfonamidoacetic acid (MeFOSAA)	N-methyl perfluorooctane sulfonamidoethanol (MeFOSE)	N-Ethyl perfluorooctane sulfonamide (EtFOSA)	N-Ethyl perfluorooctane sulfonamidoacetic acid (EtFOSAA)	N-Ethyl perfluorooctane sulfonamidoethanol (EtFOSE)
					µg/L	µg/L	µg/L	µg/L	µg/L	µg/L	µg/L	µg/L	µg/L	µg/L	µg/L	µg/L	µg/L	µg/L	µg/L	µg/L	µg/L	µg/L	µg/L	µg/L	µg/L	µg/L	µg/L	µg/L	µg/L	µg/L	µg/L	µg/L	µg/L	µg/L
LOR					0.001	0.001	0.001	0.001	0.001	0.001	0.001	0.001	0.002	0.002	0.002	0.001	0.001	0.001	0.002	0.002	0.005	0.01	0.02	0.001	0.001	0.002	0.002	0.01	0.02	0.002	0.05	0.02	0.002	0.05
PFAS NEMP 2020 Drinking Water					**0.56**			**0.07**																										
PFAS NEMP 2020 Freshwater 99%					*19*	*0.00023*																												
Location Code	**Date**	**Field ID**	**Sample Type**	**Project ID**																														
MW036	07 May 2021	0902_MW036_210507	Normal	NSW_0902_PFASOMP	0.01	*0.06*	0.80	**0.86**	1.43	0.20	0.18	<0.02	<0.02	<0.1	0.04	0.14	<0.02	<0.02	<0.02	<0.02	<0.02	<0.02	<0.05	<0.05	<0.05	<0.05	<0.05	<0.02	<0.05	<0.02	<0.05	<0.05	<0.02	<0.05
MW036	22 Nov 2021	0902_MW036_211122	Normal	NSW_0902_PFASOMP	0.01	*0.04*	0.60	**0.64**	1.24	0.27	0.14	<0.02	<0.02	<0.1	0.04	0.14	<0.02	<0.02	<0.02	<0.02	<0.02	<0.02	<0.05	<0.05	<0.05	<0.05	<0.05	<0.02	<0.05	<0.02	<0.05	<0.05	<0.02	<0.05
MW036	27 May 2022	0902_MW036_220527	Normal	NSW_0902_PFASOMP	0.02	*0.08*	0.97	**1.05**	1.67	0.20	0.21	0.02	<0.02	<0.1	0.03	0.14	<0.02	<0.02	<0.02	<0.02	<0.02	<0.02	<0.05	<0.05	<0.05	<0.05	<0.05	<0.02	<0.05	<0.02	<0.05	<0.05	<0.02	<0.05
MW036	27 May 2022	0902_QC108_220527	Field_D	NSW_0902_PFASOMP	0.02	*0.13*	1.45	**1.58**	2.46	0.26	0.29	0.03	<0.02	<0.1	0.05	0.20	0.03	<0.02	<0.02	<0.02	<0.02	<0.02	<0.05	<0.05	<0.05	<0.05	<0.05	<0.02	<0.05	<0.02	<0.05	<0.05	<0.02	<0.05
MW036	08 Nov 2022	0902_MW036_221108	Normal	NSW_0902_PFASOMP	0.04	*0.13*	1.57	**1.70**	2.68	0.27	0.29	0.03	<0.02	<0.1	0.05	0.27	0.03	<0.02	<0.02	<0.02	<0.02	<0.02	<0.05	<0.05	<0.05	<0.05	<0.05	<0.02	<0.05	<0.02	<0.05	<0.05	<0.02	<0.05
MW036	08 May 2023	0902_MW036_230508	Normal	NSW_0902_PFASOMP_23	<0.01	*0.03*	0.41	**0.44**	0.70	0.12	0.08	<0.02	<0.02	<0.1	<0.02	0.06	<0.02	<0.02	<0.02	<0.02	<0.02	<0.02	<0.05	<0.05	<0.05	<0.05	<0.05	<0.02	<0.05	<0.02	<0.05	<0.05	<0.02	<0.05
MW036	20 Nov 2023	0902_MW036_231120	Normal	NSW_0902_PFASOMP_23	0.02	*0.04*	0.73	**0.77**	1.25	0.17	0.16	<0.02	<0.02	<0.1	0.02	0.11	<0.02	<0.02	<0.02	<0.02	<0.02	<0.02	<0.05	<0.05	<0.05	<0.05	<0.05	<0.02	<0.05	<0.02	<0.05	<0.05	<0.02	<0.05
MW036	23 May 2024	0902_MW036_240523	Normal	NSW_0902_PFASOMP_24	0.02	*0.06*	0.79	**0.85**	1.39	0.15	0.15	<0.02	<0.02	<0.1	0.03	0.13	<0.02	<0.02	<0.02	<0.02	<0.02	<0.02	<0.05	<0.05	<0.05	<0.05	<0.05	<0.02	<0.05	<0.02	<0.05	<0.05	<0.02	<0.05
MW040	10 Jul 2017	0902_MW40_100717	Normal	NSW_0902_PFAS	**9.46**	*872*	97.3	**969**	1,040	10.5	8.60	7.69	2.56	<0.5	5.85	24.1	3.05	0.61	0.27	<0.10	<0.10	<0.10	<0.25	<0.10	0.62	1.21	<0.10	<0.10	<0.25	<0.10	<0.25	<0.25	<0.10	<0.25
MW040	07 Aug 2017	0902_MW40_170807	Normal	NSW_0902_PFAS	**7.54**	*618*	84.0	**702**	773	7.02	8.29	2.79	0.88	11.8	5.49	20.6	1.46	0.67	0.74	0.05	0.04	<0.02	<0.05	<0.05	0.48	2.02	<0.05	1.17	<0.05	<0.02	<0.05	<0.05	<0.02	<0.05
MW040	07 Aug 2017	0902_QC207_170807	Interlab_D	NSW_0902_PFAS	**9.8**	*570*	88	**658**	667.8	8.1	8.1	7.4	0.40	3.8	6.2	24	2.8	<0.05	0.1	<0.02	<0.05	<0.1	<0.5	<0.01	0.46	0.60	0.01	0.5	<0.05	<0.02	<0.05	<0.1	<0.02	<0.5
MW040	13 Nov 2019	0902-MW040_191113	Normal	NSW_0902_PFASOMP	**3.13**	*205*	44.2	**249**	298	7.65	5.64	3.56	1.59	3.7	5.51	15.3	1.46	0.15	0.08	0.05	0.02	<0.02	<0.05	<0.05	0.26	0.40	<0.05	0.40	<0.05	<0.02	<0.05	<0.05	<0.02	<0.05
MW040	11 May 2020	0902_MW040_200511	Normal	NSW_0902_PFASOMP	**3.24**	*224*	48.6	**273**	319	4.72	7.14	6.19	3.60	2.0	3.34	13.5	1.46	0.10	0.06	0.05	<0.05	<0.05	<0.12	<0.05	0.20	0.30	<0.05	0.43	<0.12	<0.05	<0.12	<0.12	<0.05	<0.12
MW040	11 May 2020	0902_QC100_200511	Field_D	NSW_0902_PFASOMP	**3.13**	*216*	42.6	**259**	296	4.44	4.60	4.74	1.20	1.9	3.07	11.7	1.47	0.14	0.06	0.04	0.02	<0.02	<0.05	<0.05	0.19	0.25	<0.05	0.46	<0.05	<0.02	<0.05	<0.05	<0.02	<0.05
MW040	10 Nov 2020	0902_MW040_201110	Normal	NSW_0902_PFASOMP	**2.09**	*157*	32.9	**190**	222	5.57	3.95	1.91	1.01	2.8	2.77	10.2	0.99	0.13	0.04	0.03	0.02	<0.02	<0.05	<0.05	0.13	0.12	<0.05	0.24	<0.05	<0.02	<0.05	<0.05	<0.02	<0.05
MW040	10 Nov 2020	0902_QC100_201110	Field_D	NSW_0902_PFASOMP	**1.92**	*151*	31.3	**182**	212	5.16	3.62	1.85	0.84	2.7	2.66	9.78	0.85	0.12	0.04	0.03	<0.02	<0.02	<0.05	<0.05	0.10	0.08	<0.05	0.21	<0.05	<0.02	<0.05	<0.05	<0.02	<0.05
MW040	03 May 2021	0902_MW040_210503	Normal	NSW_0902_PFASOMP	**1.23**	*65.2*	22.8	**88.0**	105	2.34	3.24	1.36	0.50	0.8	1.30	5.29	0.53	0.07	0.03	0.03	<0.02	<0.02	<0.05	<0.05	0.10	0.06	<0.05	0.22	<0.05	<0.02	<0.05	<0.05	<0.02	<0.05
MW040	23 Nov 2021	0902_MW040_211123	Normal	NSW_0902_PFASOMP	**2.54**	*74.7*	41.6	**116**	152	6.39	5.61	2.50	0.43	1.3	2.60	12.7	1.35	0.07	0.02	<0.02	<0.02	<0.02	<0.05	<0.05	0.14	0.05	<0.05	0.18	<0.05	<0.02	<0.05	<0.05	<0.02	<0.05
MW040	23 Nov 2021	0902_QC103_211123	Field_D	NSW_0902_PFASOMP	**3.98**	*129*	70.4	**199**	258	10.1	11.0	5.00	0.68	2.0	4.20	19.2	1.97	0.09	0.03	0.03	0.02	<0.02	<0.05	<0.05	0.20	0.07	<0.05	0.31	<0.05	<0.02	<0.05	<0.05	<0.02	<0.05
MW040	25 May 2022	0902_MW040_220525	Normal	NSW_0902_PFASOMP	**0.59**	*66.5*	13.1	**79.6**	88.8	1.22	1.83	0.99	1.15	0.4	0.38	2.04	0.26	0.07	0.04	0.03	<0.02	<0.02	<0.05	<0.05	<0.05	<0.05	<0.05	0.22	<0.05	<0.02	<0.05	<0.05	<0.02	<0.05
MW040	02 Nov 2022	0902_MW040_221102	Normal	NSW_0902_PFASOMP	**1.32**	*38.1*	34.4	**72.5**	93.6	3.09	4.29	1.72	0.48	0.9	1.30	7.14	0.68	0.04	<0.02	<0.02	<0.02	<0.02	<0.05	<0.05	0.06	<0.05	<0.05	0.13	<0.05	<0.02	<0.05	<0.05	<0.02	<0.05
MW040	25 Nov 2022	0902_MW040_221125	Normal	NSW_0902_PFASMGMT	**1.2**	*25*	25	**51**	67	2.9	2.9	1.4	0.26	0.91	1.2	5.4	0.60	0.02	<0.02	<0.02	<0.05	<0.1	<0.5	<0.01	0.06	<0.02	<0.02	<0.1	<0.05	<0.02	<0.05	<0.1	<0.02	<0.5
MW040	12 May 2023	0902_MW040_230511	Normal	NSW_0902_PFASOMP_23	**1.29**	*54.4*	22.3	**76.7**	92.7	2.44	2.32	1.06	0.40	0.9	1.51	5.01	0.75	0.09	0.02	<0.02	<0.02	<0.02	<0.05	<0.05	0.05	<0.05	<0.05	0.18	<0.05	<0.02	<0.05	<0.05	<0.02	<0.05
MW040	21 Nov 2023	0902_MW040_231121	Normal	NSW_0902_PFASOMP_23	**1.38**	*51.1*	19.1	**70.2**	86.9	2.24	2.75	1.25	0.63	1.0	1.48	4.94	0.69	0.11	<0.02	<0.02	<0.02	<0.02	<0.05	<0.05	0.05	<0.05	<0.05	0.14	<0.05	<0.02	<0.05	<0.05	<0.02	<0.05
MW040	21 May 2024	0902_MW040_240521	Normal	NSW_0902_PFASOMP_24	**0.87**	*38.1*	15.7	**53.8**	67.2	1.47	1.72	0.60	0.21	1.6	1.50	3.64	0.36	0.08	0.02	<0.02	<0.02	<0.02	<0.05	<0.05	0.06	<0.05	<0.05	0.10	<0.05	<0.02	<0.05	<0.05	<0.02	<0.05
MW041	10 Jul 2017	0902_MW41_100717	Normal	NSW_0902_PFAS	<0.01	*0.09*	0.09	**0.18**	0.18	<0.02	<0.02	<0.02	<0.02	<0.1	<0.02	<0.02	<0.02	<0.02	<0.02	<0.02	<0.02	<0.02	<0.05	<0.05	<0.05	<0.05	<0.05	<0.02	<0.05	<0.02	<0.05	<0.05	<0.02	<0.05
MW041	13 Nov 2019	0902-MW041_191113	Normal	NSW_0902_PFASOMP	<0.01	*0.21*	0.08	**0.29**	0.29	<0.02	<0.02	<0.02	<0.02	<0.1	<0.02	<0.02	<0.02	<0.02	<0.02	<0.02	<0.02	<0.02	<0.05	<0.05	<0.05	<0.05	<0.05	<0.02	<0.05	<0.02	<0.05	<0.05	<0.02	<0.05
MW041	13 Nov 2019	0902_QC200_191113	Interlab_D	NSW_0902_PFASOMP	<0.01	*0.16*	0.064	0.224	0.224	0.012	<0.01	<0.01	<0.01	<0.05	<0.02	0.013	<0.01	<0.01	<0.01	<0.01	<0.01	<0.02	<0.02	<0.01	<0.01	<0.01	<0.01	<0.01	<0.02	<0.01	<0.05	<0.02	<0.01	<0.05
MW041	11 May 2020	0902_MW041_200511	Normal	NSW_0902_PFASOMP	<0.01	*0.08*	0.19	**0.27**	0.32	<0.02	<0.02	<0.02	<0.02	<0.1	<0.02	0.05	<0.02	<0.02	<0.02	<0.02	<0.02	<0.02	<0.05	<0.05	<0.05	<0.05	<0.05	<0.02	<0.05	<0.02	<0.05	<0.05	<0.02	<0.05
MW041	10 Nov 2020	0902_MW041_201110	Normal	NSW_0902_PFASOMP	<0.01	*0.04*	0.13	**0.17**	0.17	<0.02	<0.02	<0.02	<0.02	<0.1	<0.02	<0.02	<0.02	<0.02	<0.02	<0.02	<0.02	<0.02	<0.05	<0.05	<0.05	<0.05	<0.05	<0.02	<0.05	<0.02	<0.05	<0.05	<0.02	<0.05
MW041	03 May 2021	0902_MW041_210503	Normal	NSW_0902_PFASOMP	<0.01	*0.04*	0.11	**0.15**	0.15	<0.02	<0.02	<0.02	<0.02	<0.1	<0.02	<0.02	<0.02	<0.02	<0.02	<0.02	<0.02	<0.02	<0.05	<0.05	<0.05	<0.05	<0.05	<0.02	<0.05	<0.02	<0.05	<0.05	<0.02	<0.05
MW041	23 Nov 2021	0902_MW041_211123	Normal	NSW_0902_PFASOMP	<0.01	*0.05*	0.08	**0.13**	0.13	<0.02	<0.02	<0.02	<0.02	<0.1	<0.02	<0.02	<0.02	<0.02	<0.02	<0.02	<0.02	<0.02	<0.05	<0.05	<0.05	<0.05	<0.05	<0.02	<0.05	<0.02	<0.05	<0.05	<0.02	<0.05
MW041	23 Nov 2021	0902_QC202_211123	Interlab_D	NSW_0902_PFASOMP	<0.01	*0.06*	0.09	**0.14**	0.15	<0.01	<0.01	<0.01	<0.02	<0.02	<0.02	0.01	<0.01	<0.01	<0.02	<0.02	<0.05	<0.1	<0.5	<0.01	<0.01	<0.02	<0.02	<0.1	<0.05	<0.02	<0.05	<0.1	<0.02	<0.5
MW041	25 May 2022	0902_MW041_220525	Normal	NSW_0902_PFASOMP	<0.01	*0.08*	0.08	**0.16**	0.18	<0.02	<0.02	<0.02	<0.02	<0.1	<0.02	0.02	<0.02	<0.02	<0.02	<0.02	<0.02	<0.02	<0.05	<0.05	<0.05	<0.05	<0.05	<0.02	<0.05	<0.02	<0.05	<0.05	<0.02	<0.05
MW041	25 May 2022	0902_QC202_220525	Interlab_D	NSW_0902_PFASOMP	<0.01	*0.07*	0.09	**0.16**	0.25	0.01	<0.01	<0.01	<0.02	0.04	<0.02	0.03	<0.01	<0.01	<0.02	<0.02	<0.05	<0.1	<0.5	<0.01	0.02	<0.02	<0.02	<0.1	<0.05	<0.02	<0.05	<0.1	<0.02	<0.5
MW041	02 Nov 2022	0902_MW041_221102	Normal	NSW_0902_PFASOMP	<0.01	*0.03*	0.02	0.05	0.05	<0.02	<0.02	<0.02	<0.02	<0.1	<0.02	<0.02	<0.02	<0.02	<0.02	<0.02	<0.02	<0.02	<0.05	<0.05	<0.05	<0.05	<0.05	<0.02	<0.05	<0.02	<0.05	<0.05	<0.02	<0.05
MW041	15 May 2023	0902_MW041_230515	Normal	NSW_0902_PFASOMP_23	<0.01	*0.04*	0.03	0.07	0.07	<0.02	<0.02	<0.02	<0.02	<0.1	<0.02	<0.02	<0.02	<0.02	<0.02	<0.02	<0.02	<0.02	<0.05	<0.05	<0.05	<0.05	<0.05	<0.02	<0.05	<0.02	<0.05	<0.05	<0.02	<0.05
MW041	21 Nov 2023	0902_MW041_231121	Normal	NSW_0902_PFASOMP_23	<0.01	<0.01	<0.01	<0.01	<0.01	<0.02	<0.02	<0.02	<0.02	<0.1	<0.02	<0.02	<0.02	<0.02	<0.02	<0.02	<0.02	<0.02	<0.05	<0.05	<0.05	<0.05	<0.05	<0.02	<0.05	<0.02	<0.05	<0.05	<0.02	<0.05
MW041	21 May 2024	0902_MW041_240521	Normal	NSW_0902_PFASOMP_24	<0.01	*0.03*	0.04	0.07	0.07	<0.02	<0.02	<0.02	<0.02	<0.1	<0.02	<0.02	<0.02	<0.02	<0.02	<0.02	<0.02	<0.02	<0.05	<0.05	<0.05	<0.05	<0.05	<0.02	<0.05	<0.02	<0.05	<0.05	<0.02	<0.05
MW042	10 Jul 2017	0902_MW42_100717	Normal	NSW_0902_PFAS	<0.01	<0.01	<0.02	<0.01	<0.01	<0.02	<0.02	<0.02	<0.02	<0.1	<0.02	<0.02	<0.02	<0.02	<0.02	<0.02	<0.02	<0.02	<0.05	<0.05	<0.05	<0.05	<0.05	<0.02	<0.05	<0.02	<0.05	<0.05	<0.02	<0.05
MW042	13 Nov 2019	0902-MW042_191113	Normal	NSW_0902_PFASOMP	<0.01	<0.01	<0.02	<0.01	<0.01	<0.02	<0.02	<0.02	<0.02	<0.1	<0.02	<0.02	<0.02	<0.02	<0.02	<0.02	<0.02	<0.02	<0.05	<0.05	<0.05	<0.05	<0.05	<0.02	<0.05	<0.02	<0.05	<0.05	<0.02	<0.05
MW042	11 May 2020	0902_MW042_200511	Normal	NSW_0902_PFASOMP	<0.01	<0.01	<0.02	<0.01	<0.01	<0.02	<0.02	<0.02	<0.02	<0.1	<0.02	<0.02	<0.02	<0.02	<0.02	<0.02	<0.02	<0.02	<0.05	<0.05	<0.05	<0.05	<0.05	<0.02	<0.05	<0.02	<0.05	<0.05	<0.02	<0.05

					PFAS					PFAS - Perfluoroalkyl Sulfonic Acids				PFAS - Perfluoroalkyl Carboxylic Acids										PFAS - (n:2) Fluorotelomer Sulfonic Acids				PFAS - Perfluoroalkyl Sulfonamides						
					Perfluorooctanoic acid (PFOA)	Perfluorooctane sulfonic acid (PFOS)	Perfluorohexane sulfonic acid (PFHxS)	Sum of PFHxS and PFOS	Sum of PFAS	Perfluorobutane sulfonic acid (PFBS)	Perfluoropentane sulfonic acid (PFPeS)	Perfluoroheptane sulfonic acid (PFHpS)	Perfluorodecane sulfonic acid (PFDS)	Perfluorobutanoic acid (PFBA)	Perfluoropentanoic acid (PFPeA)	Perfluorohexanoic acid (PFHxA)	Perfluoroheptanoic acid (PFHpA)	Perfluorononanoic acid (PFNA)	Perfluorodecanoic acid (PFDA)	Perfluoroundecanoic acid (PFUnDA)	Perfluorododecanoic acid (PFDoDA)	Perfluorotridecanoic acid (PFTrDA)	Perfluorotetradecanoic acid (PFTeDA)	4:2 Fluorotelomer sulfonic acid (4:2 FTS)	6:2 Fluorotelomer sulfonic acid (6:2 FTS)	8:2 Fluorotelomer sulfonic acid (8:2 FTS)	10:2 Fluorotelomer sulfonic acid (10:2 FTS)	Perfluorooctane sulfonamide (FOSA)	N-Methyl perfluorooctane sulfonamide (MeFOSA)	N-Methyl perfluorooctane sulfonamidoacetic acid (MeFOSAA)	N-methyl perfluorooctane sulfonamidoethanol (MeFOSE)	N-Ethyl perfluorooctane sulfonamide (EtFOSA)	N-Ethyl perfluorooctane sulfonamidoacetic acid (EtFOSAA)	N-Ethyl perfluorooctane sulfonamidoethanol (EtFOSE)
					µg/L	µg/L	µg/L	µg/L	µg/L	µg/L	µg/L	µg/L	µg/L	µg/L	µg/L	µg/L	µg/L	µg/L	µg/L	µg/L	µg/L	µg/L	µg/L	µg/L	µg/L	µg/L	µg/L	µg/L	µg/L	µg/L	µg/L	µg/L	µg/L	µg/L
LOR					0.001	0.001	0.001	0.001	0.001	0.001	0.001	0.001	0.002	0.002	0.002	0.001	0.001	0.001	0.002	0.002	0.005	0.01	0.02	0.001	0.001	0.002	0.002	0.01	0.02	0.002	0.05	0.02	0.002	0.05
PFAS NEMP 2020 Drinking Water					**0.56**			**0.07**																										
PFAS NEMP 2020 Freshwater 99%					*19*	*0.00023*																												
Location Code	**Date**	**Field ID**	**Sample Type**	**Project ID**																														
MW042	10 Nov 2020	0902_MW042_201110	Normal	NSW_0902_PFASOMP	<0.01	*0.04*	<0.02	0.04	0.04	<0.02	<0.02	<0.02	<0.02	<0.1	<0.02	<0.02	<0.02	<0.02	<0.02	<0.02	<0.02	<0.02	<0.05	<0.05	<0.05	<0.05	<0.05	<0.02	<0.05	<0.02	<0.05	<0.05	<0.02	<0.05
MW042	03 May 2021	0902_MW042_210503	Normal	NSW_0902_PFASOMP	<0.01	*0.16*	0.03	**0.19**	0.19	<0.02	<0.02	<0.02	<0.02	<0.1	<0.02	<0.02	<0.02	<0.02	<0.02	<0.02	<0.02	<0.02	<0.05	<0.05	<0.05	<0.05	<0.05	<0.02	<0.05	<0.02	<0.05	<0.05	<0.02	<0.05
MW042	23 Nov 2021	0902_MW042_211123	Normal	NSW_0902_PFASOMP	<0.01	<0.01	<0.01	<0.01	<0.01	<0.02	<0.02	<0.02	<0.02	<0.1	<0.02	<0.02	<0.02	<0.02	<0.02	<0.02	<0.02	<0.02	<0.05	<0.05	<0.05	<0.05	<0.05	<0.02	<0.05	<0.02	<0.05	<0.05	<0.02	<0.05
MW042	25 May 2022	0902_MW042_220525	Normal	NSW_0902_PFASOMP	<0.01	*0.12*	0.01	**0.13**	0.13	<0.02	<0.02	<0.02	<0.02	<0.1	<0.02	<0.02	<0.02	<0.02	<0.02	<0.02	<0.02	<0.02	<0.05	<0.05	<0.05	<0.05	<0.05	<0.02	<0.05	<0.02	<0.05	<0.05	<0.02	<0.05
MW042	02 Nov 2022	0902_MW042_221102	Normal	NSW_0902_PFASOMP	<0.01	*0.02*	<0.01	0.02	0.02	<0.02	<0.02	<0.02	<0.02	<0.1	<0.02	<0.02	<0.02	<0.02	<0.02	<0.02	<0.02	<0.02	<0.05	<0.05	<0.05	<0.05	<0.05	<0.02	<0.05	<0.02	<0.05	<0.05	<0.02	<0.05
MW042	12 May 2023	0902_MW042_230511	Normal	NSW_0902_PFASOMP_23	<0.01	*0.10*	0.06	**0.16**	0.16	<0.02	<0.02	<0.02	<0.02	<0.1	<0.02	<0.02	<0.02	<0.02	<0.02	<0.02	<0.02	<0.02	<0.05	<0.05	<0.05	<0.05	<0.05	<0.02	<0.05	<0.02	<0.05	<0.05	<0.02	<0.05
MW042	21 Nov 2023	0902_MW042_231121	Normal	NSW_0902_PFASOMP_23	<0.01	<0.01	<0.01	<0.01	<0.01	<0.02	<0.02	<0.02	<0.02	<0.1	<0.02	<0.02	<0.02	<0.02	<0.02	<0.02	<0.02	<0.02	<0.05	<0.05	<0.05	<0.05	<0.05	<0.02	<0.05	<0.02	<0.05	<0.05	<0.02	<0.05
MW042	21 May 2024	0902_MW042_240521	Normal	NSW_0902_PFASOMP_24	<0.01	*0.04*	0.04	**0.08**	0.08	<0.02	<0.02	<0.02	<0.02	<0.1	<0.02	<0.02	<0.02	<0.02	<0.02	<0.02	<0.02	<0.02	<0.05	<0.05	<0.05	<0.05	<0.05	<0.02	<0.05	<0.02	<0.05	<0.05	<0.02	<0.05
MW043	10 Jul 2017	0902_MW43_100717	Normal	NSW_0902_PFAS	<0.01	<0.01	<0.02	<0.01	<0.01	<0.02	<0.02	<0.02	<0.02	<0.1	<0.02	<0.02	<0.02	<0.02	<0.02	<0.02	<0.02	<0.02	<0.05	<0.05	<0.05	<0.05	<0.05	<0.02	<0.05	<0.02	<0.05	<0.05	<0.02	<0.05
MW043	13 Nov 2019	0902-MW043_191113	Normal	NSW_0902_PFASOMP	<0.01	*0.04*	<0.02	0.04	0.04	<0.02	<0.02	<0.02	<0.02	<0.1	<0.02	<0.02	<0.02	<0.02	<0.02	<0.02	<0.02	<0.02	<0.05	<0.05	<0.05	<0.05	<0.05	<0.02	<0.05	<0.02	<0.05	<0.05	<0.02	<0.05
MW043	11 May 2020	0902_MW043_200511	Normal	NSW_0902_PFASOMP	<0.01	*0.07*	<0.02	0.07	0.07	<0.02	<0.02	<0.02	<0.02	<0.1	<0.02	<0.02	<0.02	<0.02	<0.02	<0.02	<0.02	<0.02	<0.05	<0.05	<0.05	<0.05	<0.05	<0.02	<0.05	<0.02	<0.05	<0.05	<0.02	<0.05
MW043	10 Nov 2020	0902_MW043_201110	Normal	NSW_0902_PFASOMP	<0.01	*0.12*	<0.02	**0.12**	0.12	<0.02	<0.02	<0.02	<0.02	<0.1	<0.02	<0.02	<0.02	<0.02	<0.02	<0.02	<0.02	<0.02	<0.05	<0.05	<0.05	<0.05	<0.05	<0.02	<0.05	<0.02	<0.05	<0.05	<0.02	<0.05
MW043	03 May 2021	0902_MW043_210503	Normal	NSW_0902_PFASOMP	<0.01	*0.06*	<0.02	0.06	0.06	<0.02	<0.02	<0.02	<0.02	<0.1	<0.02	<0.02	<0.02	<0.02	<0.02	<0.02	<0.02	<0.02	<0.05	<0.05	<0.05	<0.05	<0.05	<0.02	<0.05	<0.02	<0.05	<0.05	<0.02	<0.05
MW043	23 Nov 2021	0902_MW043_211123	Normal	NSW_0902_PFASOMP	<0.01	*0.02*	0.01	0.03	0.11	0.08	<0.02	<0.02	<0.02	<0.1	<0.02	<0.02	<0.02	<0.02	<0.02	<0.02	<0.02	<0.02	<0.05	<0.05	<0.05	<0.05	<0.05	<0.02	<0.05	<0.02	<0.05	<0.05	<0.02	<0.05
MW043	25 May 2022	0902_MW043_220525	Normal	NSW_0902_PFASOMP	<0.01	*0.15*	0.02	**0.17**	0.17	<0.02	<0.02	<0.02	<0.02	<0.1	<0.02	<0.02	<0.02	<0.02	<0.02	<0.02	<0.02	<0.02	<0.05	<0.05	<0.05	<0.05	<0.05	<0.02	<0.05	<0.02	<0.05	<0.05	<0.02	<0.05
MW043	02 Nov 2022	0902_MW043_221102	Normal	NSW_0902_PFASOMP	<0.01	*0.13*	0.03	**0.16**	0.16	<0.02	<0.02	<0.02	<0.02	<0.1	<0.02	<0.02	<0.02	<0.02	<0.02	<0.02	<0.02	<0.02	<0.05	<0.05	<0.05	<0.05	<0.05	<0.02	<0.05	<0.02	<0.05	<0.05	<0.02	<0.05
MW043	15 May 2023	0902_MW043_230515	Normal	NSW_0902_PFASOMP_23	<0.01	*0.11*	0.02	**0.13**	0.13	<0.02	<0.02	<0.02	<0.02	<0.1	<0.02	<0.02	<0.02	<0.02	<0.02	<0.02	<0.02	<0.02	<0.05	<0.05	<0.05	<0.05	<0.05	<0.02	<0.05	<0.02	<0.05	<0.05	<0.02	<0.05
MW043	21 Nov 2023	0902_MW043_231121	Normal	NSW_0902_PFASOMP_23	<0.01	*0.18*	0.04	**0.22**	0.22	<0.02	<0.02	<0.02	<0.02	<0.1	<0.02	<0.02	<0.02	<0.02	<0.02	<0.02	<0.02	<0.02	<0.05	<0.05	<0.05	<0.05	<0.05	<0.02	<0.05	<0.02	<0.05	<0.05	<0.02	<0.05
MW043	21 May 2024	0902_MW043_240521	Normal	NSW_0902_PFASOMP_24	<0.01	<0.01	<0.01	<0.01	<0.01	<0.02	<0.02	<0.02	<0.02	<0.1	<0.02	<0.02	<0.02	<0.02	<0.02	<0.02	<0.02	<0.02	<0.05	<0.05	<0.05	<0.05	<0.05	<0.02	<0.05	<0.02	<0.05	<0.05	<0.02	<0.05
MW045	06 Jul 2017	0902_MW45_060717	Normal	NSW_0902_PFAS	<0.01	<0.01	0.05	0.05	0.05	<0.02	<0.02	<0.02	<0.02	<0.1	<0.02	<0.02	<0.02	<0.02	<0.02	<0.02	<0.02	<0.02	<0.05	<0.05	<0.05	<0.05	<0.05	<0.02	<0.05	<0.02	<0.05	<0.05	<0.02	<0.05
MW045	13 Nov 2019	0902-MW045_191113	Normal	NSW_0902_PFASOMP	<0.01	*0.02*	0.04	0.06	0.06	<0.02	<0.02	<0.02	<0.02	<0.1	<0.02	<0.02	<0.02	<0.02	<0.02	<0.02	<0.02	<0.02	<0.05	<0.05	<0.05	<0.05	<0.05	<0.02	<0.05	<0.02	<0.05	<0.05	<0.02	<0.05
MW045	12 May 2020	0902_MW045_200512	Normal	NSW_0902_PFASOMP	<0.01	*0.05*	0.06	**0.11**	0.11	<0.02	<0.02	<0.02	<0.02	<0.1	<0.02	<0.02	<0.02	<0.02	<0.02	<0.02	<0.02	<0.02	<0.05	<0.05	<0.05	<0.05	<0.05	<0.02	<0.05	<0.02	<0.05	<0.05	<0.02	<0.05
MW045	10 Nov 2020	0902_MW045_201110	Normal	NSW_0902_PFASOMP	<0.01	*0.02*	0.03	0.05	0.05	<0.02	<0.02	<0.02	<0.02	<0.1	<0.02	<0.02	<0.02	<0.02	<0.02	<0.02	<0.02	<0.02	<0.05	<0.05	<0.05	<0.05	<0.05	<0.02	<0.05	<0.02	<0.05	<0.05	<0.02	<0.05
MW045	10 Nov 2020	0902_QC201_201110	Interlab_D	NSW_0902_PFASOMP	<0.01	<0.02	0.028	0.028	0.028	<0.01	<0.01	<0.01	<0.01	<0.05	<0.02	<0.01	<0.01	<0.01	<0.01	<0.01	<0.01	<0.02	<0.02	<0.01	<0.01	<0.01	<0.01	<0.01	<0.02	<0.01	<0.05	<0.02	<0.01	<0.05
MW045	07 May 2021	0902_MW045_210507	Normal	NSW_0902_PFASOMP	<0.01	*0.12*	0.07	**0.19**	0.19	<0.02	<0.02	<0.02	<0.02	<0.1	<0.02	<0.02	<0.02	<0.02	<0.02	<0.02	<0.02	<0.02	<0.05	<0.05	<0.05	<0.05	<0.05	<0.02	<0.05	<0.02	<0.05	<0.05	<0.02	<0.05
MW045	21 Nov 2022	0902_MW045_221121	Normal	NSW_0902_PFASOMP	<0.01	*0.03*	0.06	**0.09**	0.09	<0.02	<0.02	<0.02	<0.02	<0.1	<0.02	<0.02	<0.02	<0.02	<0.02	<0.02	<0.02	<0.02	<0.05	<0.05	<0.05	<0.05	<0.05	<0.02	<0.05	<0.02	<0.05	<0.05	<0.02	<0.05
MW045	09 May 2023	0902_MW045_230509	Normal	NSW_0902_PFASOMP_23	<0.01	*0.04*	0.06	**0.10**	0.10	<0.02	<0.02	<0.02	<0.02	<0.1	<0.02	<0.02	<0.02	<0.02	<0.02	<0.02	<0.02	<0.02	<0.05	<0.05	<0.05	<0.05	<0.05	<0.02	<0.05	<0.02	<0.05	<0.05	<0.02	<0.05
MW045	23 Nov 2023	0902_MW045_231123	Normal	NSW_0902_PFASOMP_23	<0.01	<0.01	0.03	0.03	0.03	<0.02	<0.02	<0.02	<0.02	<0.1	<0.02	<0.02	<0.02	<0.02	<0.02	<0.02	<0.02	<0.02	<0.05	<0.05	<0.05	<0.05	<0.05	<0.02	<0.05	<0.02	<0.05	<0.05	<0.02	<0.05
MW045	23 Nov 2023	0902_QC107_231123	Field_D	NSW_0902_PFASOMP_23	<0.01	<0.01	0.03	0.03	0.03	<0.02	<0.02	<0.02	<0.02	<0.1	<0.02	<0.02	<0.02	<0.02	<0.02	<0.02	<0.02	<0.02	<0.05	<0.05	<0.05	<0.05	<0.05	<0.02	<0.05	<0.02	<0.05	<0.05	<0.02	<0.05
MW045	23 Nov 2023	0902_QC207_231123	Interlab_D	NSW_0902_PFASOMP_23	<0.01	<0.01	0.04	0.04	0.13	0.02	0.02	<0.01	<0.02	0.03	<0.02	0.02	<0.01	<0.01	<0.02	<0.02	<0.05	<0.1	<0.5	<0.01	<0.01	<0.02	<0.02	<0.1	<0.05	<0.02	<0.05	<0.1	<0.02	<0.5
MW045	20 May 2024	0902_MW045_240520	Normal	NSW_0902_PFASOMP_24	<0.01	<0.01	0.04	0.04	0.04	<0.02	<0.02	<0.02	<0.02	<0.1	<0.02	<0.02	<0.02	<0.02	<0.02	<0.02	<0.02	<0.02	<0.05	<0.05	<0.05	<0.05	<0.05	<0.02	<0.05	<0.02	<0.05	<0.05	<0.02	<0.05
MW046	06 Jul 2017	0902_MW46_060717	Normal	NSW_0902_PFAS	<0.01	<0.01	0.04	0.04	0.04	<0.02	<0.02	<0.02	<0.02	<0.1	<0.02	<0.02	<0.02	<0.02	<0.02	<0.02	<0.02	<0.02	<0.05	<0.05	<0.05	<0.05	<0.05	<0.02	<0.05	<0.02	<0.05	<0.05	<0.02	<0.05
MW046	13 Nov 2019	0902-MW046_191113	Normal	NSW_0902_PFASOMP	<0.01	*0.02*	0.05	0.07	0.07	<0.02	<0.02	<0.02	<0.02	<0.1	<0.02	<0.02	<0.02	<0.02	<0.02	<0.02	<0.02	<0.02	<0.05	<0.05	<0.05	<0.05	<0.05	<0.02	<0.05	<0.02	<0.05	<0.05	<0.02	<0.05
MW046	12 May 2020	0902_MW046_200512	Normal	NSW_0902_PFASOMP	<0.01	*0.04*	0.07	**0.11**	0.11	<0.02	<0.02	<0.02	<0.02	<0.1	<0.02	<0.02	<0.02	<0.02	<0.02	<0.02	<0.02	<0.02	<0.05	<0.05	<0.05	<0.05	<0.05	<0.02	<0.05	<0.02	<0.05	<0.05	<0.02	<0.05
MW046	10 Nov 2020	0902_MW046_201110	Normal	NSW_0902_PFASOMP	<0.01	<0.01	0.03	0.03	0.03	<0.02	<0.02	<0.02	<0.02	<0.1	<0.02	<0.02	<0.02	<0.02	<0.02	<0.02	<0.02	<0.02	<0.05	<0.05	<0.05	<0.05	<0.05	<0.02	<0.05	<0.02	<0.05	<0.05	<0.02	<0.05
MW046	04 May 2021	0902_MW046_210504	Normal	NSW_0902_PFASOMP	<0.01	<0.01	0.04	0.04	0.04	<0.02	<0.02	<0.02	<0.02	<0.1	<0.02	<0.02	<0.02	<0.02	<0.02	<0.02	<0.02	<0.02	<0.05	<0.05	<0.05	<0.05	<0.05	<0.02	<0.05	<0.02	<0.05	<0.05	<0.02	<0.05
MW046	22 Nov 2021	0902_MW046_211122	Normal	NSW_0902_PFASOMP	<0.01	<0.01	0.03	0.03	0.03	<0.02	<0.02	<0.02	<0.02	<0.1	<0.02	<0.02	<0.02	<0.02	<0.02	<0.02	<0.02	<0.02	<0.05	<0.05	<0.05	<0.05	<0.05	<0.02	<0.05	<0.02	<0.05	<0.05	<0.02	<0.05
MW046	22 Nov 2021	0902_QC201_211122	Interlab_D	NSW_0902_PFASOMP	<0.01	<0.01	0.03	0.03	0.04	0.01	<0.01	<0.01	<0.02	<0.02	<0.02	<0.01	<0.01	<0.01	<0.02	<0.02	<0.05	<0.1	<0.5	<0.01	<0.01	<0.02	<0.02	<0.1	<0.05	<0.02	<0.05	<0.1	<0.02	<0.5
MW046	24 May 2022	0902_MW046_220524	Normal	NSW_0902_PFASOMP	<0.01	<0.01	0.05	0.05	0.05	<0.02	<0.02	<0.02	<0.02	<0.1	<0.02	<0.02	<0.02	<0.02	<0.02	<0.02	<0.02	<0.02	<0.05	<0.05	<0.05	<0.05	<0.05	<0.02	<0.05	<0.02	<0.05	<0.05	<0.02	<0.05
MW046	07 Nov 2022	0902_MW046_221107	Normal	NSW_0902_PFASOMP	<0.01	<0.01	0.05	0.05	0.05	<0.02	<0.02	<0.02	<0.02	<0.1	<0.02	<0.02	<0.02	<0.02	<0.02	<0.02	<0.02	<0.02	<0.05	<0.05	<0.05	<0.05	<0.05	<0.02	<0.05	<0.02	<0.05	<0.05	<0.02	<0.05
MW046	07 Nov 2022	0902_QC208_221107	Interlab_D	NSW_0902_PFASOMP	<0.01	<0.01	0.04	0.04	0.13	0.01	0.01	<0.01	<0.02	<0.02	<0.02	0.01	<0.01	<0.01	<0.02	<0.02	<0.05	<0.1	<0.5	<0.01	0.05	<0.02	<0.02	<0.1	<0.05	<0.02	<0.05	<0.1	<0.02	<0.5
MW046	09 May 2023	0902_MW046_230509	Normal	NSW_0902_PFASOMP_23	<0.01	<0.01	0.05	0.05	0.05	<0.02	<0.02	<0.02	<0.02	<0.1	<0.02	<0.02	<0.02	<0.02	<0.02	<0.02	<0.02	<0.02	<0.05	<0.05	<0.05	<0.05	<0.05	<0.02	<0.05	<0.02	<0.05	<0.05	<0.02	<0.05

					PFAS					PFAS - Perfluoroalkyl Sulfonic Acids				PFAS - Perfluoroalkyl Carboxylic Acids										PFAS - (n:2) Fluorotelomer Sulfonic Acids				PFAS - Perfluoroalkyl Sulfonamides						
					Perfluorooctanoic acid (PFOA)	Perfluorooctane sulfonic acid (PFOS)	Perfluorohexane sulfonic acid (PFHxS)	Sum of PFHxS and PFOS	Sum of PFAS	Perfluorobutane sulfonic acid (PFBS)	Perfluoropentane sulfonic acid (PFPeS)	Perfluoroheptane sulfonic acid (PFHpS)	Perfluorodecane sulfonic acid (PFDS)	Perfluorobutanoic acid (PFBA)	Perfluoropentanoic acid (PFPeA)	Perfluorohexanoic acid (PFHxA)	Perfluoroheptanoic acid (PFHpA)	Perfluorononanoic acid (PFNA)	Perfluorodecanoic acid (PFDA)	Perfluoroundecanoic acid (PFUnDA)	Perfluorododecanoic acid (PFDoDA)	Perfluorotridecanoic acid (PFTrDA)	Perfluorotetradecanoic acid (PFTeDA)	4:2 Fluorotelomer sulfonic acid (4:2 FTS)	6:2 Fluorotelomer sulfonic acid (6:2 FTS)	8:2 Fluorotelomer sulfonic acid (8:2 FTS)	10:2 Fluorotelomer sulfonic acid (10:2 FTS)	Perfluorooctane sulfonamide (FOSA)	N-Methyl perfluorooctane sulfonamide (MeFOSA)	N-Methyl perfluorooctane sulfonamidoacetic acid (MeFOSAA)	N-methyl perfluorooctane sulfonamidoethanol (MeFOSE)	N-Ethyl perfluorooctane sulfonamide (EtFOSA)	N-Ethyl perfluorooctane sulfonamidoacetic acid (EtFOSAA)	N-Ethyl perfluorooctane sulfonamidoethanol (EtFOSE)
					µg/L	µg/L	µg/L	µg/L	µg/L	µg/L	µg/L	µg/L	µg/L	µg/L	µg/L	µg/L	µg/L	µg/L	µg/L	µg/L	µg/L	µg/L	µg/L	µg/L	µg/L	µg/L	µg/L	µg/L	µg/L	µg/L	µg/L	µg/L	µg/L	µg/L
LOR					0.001	0.001	0.001	0.001	0.001	0.001	0.001	0.001	0.002	0.002	0.002	0.001	0.001	0.001	0.002	0.002	0.005	0.01	0.02	0.001	0.001	0.002	0.002	0.01	0.02	0.002	0.05	0.02	0.002	0.05
PFAS NEMP 2020 Drinking Water					**0.56**			**0.07**																										
PFAS NEMP 2020 Freshwater 99%					*19*	*0.00023*																												
Location Code	**Date**	**Field ID**	**Sample Type**	**Project ID**																														
MW046	23 Nov 2023	0902_MW046_231123	Normal	NSW_0902_PFASOMP_23	<0.01	<0.01	0.04	0.04	0.04	<0.02	<0.02	<0.02	<0.02	<0.1	<0.02	<0.02	<0.02	<0.02	<0.02	<0.02	<0.02	<0.02	<0.05	<0.05	<0.05	<0.05	<0.05	<0.02	<0.05	<0.02	<0.05	<0.05	<0.02	<0.05
MW046	20 May 2024	0902_MW046_240520	Normal	NSW_0902_PFASOMP_24	<0.01	<0.01	0.03	0.03	0.03	<0.02	<0.02	<0.02	<0.02	<0.1	<0.02	<0.02	<0.02	<0.02	<0.02	<0.02	<0.02	<0.02	<0.05	<0.05	<0.05	<0.05	<0.05	<0.02	<0.05	<0.02	<0.05	<0.05	<0.02	<0.05
MW047	06 Jul 2017	0902_MW47_060717	Normal	NSW_0902_PFAS	**0.60**	*8.61*	14.0	**22.6**	33.1	4.00	2.71	0.59	<0.02	<0.1	0.59	1.74	0.23	<0.02	<0.02	<0.02	<0.02	<0.02	<0.05	<0.05	<0.05	<0.05	<0.05	<0.02	<0.05	<0.02	<0.05	<0.05	<0.02	<0.05
MW047	13 Nov 2019	0902-MW047_191113	Normal	NSW_0902_PFASOMP	0.56	*6.87*	13.8	**20.7**	30.6	2.47	2.70	0.59	<0.02	0.2	0.50	2.61	0.32	<0.02	<0.02	<0.02	<0.02	<0.02	<0.05	<0.05	<0.05	<0.05	<0.05	<0.02	<0.05	<0.02	<0.05	<0.05	<0.02	<0.05
MW047	11 May 2020	0902_MW047_200511	Normal	NSW_0902_PFASOMP	0.47	*6.80*	11.8	**18.6**	27.1	1.97	2.63	0.61	<0.02	0.2	0.41	1.91	0.33	<0.02	<0.02	<0.02	<0.02	<0.02	<0.05	<0.05	<0.05	<0.05	<0.05	<0.02	<0.05	<0.02	<0.05	<0.05	<0.02	<0.05
MW047	10 Nov 2020	0902_MW047_201110	Normal	NSW_0902_PFASOMP	0.34	*3.93*	7.22	**11.2**	17.7	1.36	2.42	0.39	<0.02	0.1	0.31	1.35	0.25	<0.02	<0.02	<0.02	<0.02	<0.02	<0.05	<0.05	<0.05	<0.05	<0.05	<0.02	<0.05	<0.02	<0.05	<0.05	<0.02	<0.05
MW047	03 May 2021	0902_MW047_210503	Normal	NSW_0902_PFASOMP	0.37	*3.08*	8.66	**11.7**	18.0	1.55	1.75	0.32	<0.02	0.2	0.34	1.44	0.24	<0.02	<0.02	<0.02	<0.02	<0.02	<0.05	<0.05	<0.05	<0.05	<0.05	<0.02	<0.05	<0.02	<0.05	<0.05	<0.02	<0.05
MW047	23 Nov 2021	0902_MW047_211123	Normal	NSW_0902_PFASOMP	0.38	*5.18*	8.85	**14.0**	20.7	1.91	1.64	0.35	<0.02	0.1	0.32	1.77	0.22	<0.02	<0.02	<0.02	<0.02	<0.02	<0.05	<0.05	<0.05	<0.05	<0.05	<0.02	<0.05	<0.02	<0.05	<0.05	<0.02	<0.05
MW047	25 May 2022	0902_MW047_220525	Normal	NSW_0902_PFASOMP	0.03	*0.82*	0.60	**1.42**	1.80	0.10	0.12	0.04	<0.02	<0.1	<0.02	0.09	<0.02	<0.02	<0.02	<0.02	<0.02	<0.02	<0.05	<0.05	<0.05	<0.05	<0.05	<0.02	<0.05	<0.02	<0.05	<0.05	<0.02	<0.05
MW047	02 Nov 2022	0902_MW047_221102	Normal	NSW_0902_PFASOMP	0.02	*0.55*	0.56	**1.11**	1.45	0.09	0.11	0.03	<0.02	<0.1	<0.02	0.09	<0.02	<0.02	<0.02	<0.02	<0.02	<0.02	<0.05	<0.05	<0.05	<0.05	<0.05	<0.02	<0.05	<0.02	<0.05	<0.05	<0.02	<0.05
MW047	15 May 2023	0902_MW047_230515	Normal	NSW_0902_PFASOMP_23	0.15	*2.23*	3.63	**5.86**	8.52	0.74	0.77	0.18	<0.02	<0.1	0.16	0.56	0.10	<0.02	<0.02	<0.02	<0.02	<0.02	<0.05	<0.05	<0.05	<0.05	<0.05	<0.02	<0.05	<0.02	<0.05	<0.05	<0.02	<0.05
MW047	21 Nov 2023	0902_MW047_231121	Normal	NSW_0902_PFASOMP_23	0.20	*2.30*	4.73	**7.03**	10.3	0.80	1.04	0.21	<0.02	<0.1	0.18	0.70	0.11	<0.02	<0.02	<0.02	<0.02	<0.02	<0.05	<0.05	<0.05	<0.05	<0.05	<0.02	<0.05	<0.02	<0.05	<0.05	<0.02	<0.05
MW047	21 May 2024	0902_MW047_240521	Normal	NSW_0902_PFASOMP_24	0.26	*3.20*	6.54	**9.74**	15.0	1.18	1.60	0.23	<0.02	0.1	0.22	1.00	0.18	<0.02	<0.02	<0.02	<0.02	<0.02	<0.05	<0.05	<0.05	<0.05	<0.05	<0.02	<0.05	<0.02	<0.05	<0.05	<0.02	<0.05
MW048	05 Jul 2017	0902_MW48_050717	Normal	NSW_0902_PFAS	<0.01	<0.01	0.20	**0.20**	0.42	0.07	0.08	<0.02	<0.02	<0.1	<0.02	0.07	<0.02	<0.02	<0.02	<0.02	<0.02	<0.02	<0.05	<0.05	<0.05	<0.05	<0.05	<0.02	<0.05	<0.02	<0.05	<0.05	<0.02	<0.05
MW048	13 Nov 2019	0902-MW048_191113	Normal	NSW_0902_PFASOMP	<0.01	<0.01	0.18	**0.18**	0.42	0.05	0.05	<0.02	<0.02	<0.1	0.02	0.12	<0.02	<0.02	<0.02	<0.02	<0.02	<0.02	<0.05	<0.05	<0.05	<0.05	<0.05	<0.02	<0.05	<0.02	<0.05	<0.05	<0.02	<0.05
MW048	11 May 2020	0902_MW048_200511	Normal	NSW_0902_PFASOMP	<0.01	*0.01*	0.16	**0.17**	0.36	0.05	0.06	<0.02	<0.02	<0.1	<0.02	0.08	<0.02	<0.02	<0.02	<0.02	<0.02	<0.02	<0.05	<0.05	<0.05	<0.05	<0.05	<0.02	<0.05	<0.02	<0.05	<0.05	<0.02	<0.05
MW048	10 Nov 2020	0902_MW048_201110	Normal	NSW_0902_PFASOMP	<0.01	<0.01	0.09	**0.09**	0.23	0.04	0.05	<0.02	<0.02	<0.1	<0.02	0.05	<0.02	<0.02	<0.02	<0.02	<0.02	<0.02	<0.05	<0.05	<0.05	<0.05	<0.05	<0.02	<0.05	<0.02	<0.05	<0.05	<0.02	<0.05
MW048	03 May 2021	0902_MW048_210503	Normal	NSW_0902_PFASOMP	<0.01	<0.01	0.12	**0.12**	0.29	0.06	0.05	<0.02	<0.02	<0.1	<0.02	0.06	<0.02	<0.02	<0.02	<0.02	<0.02	<0.02	<0.05	<0.05	<0.05	<0.05	<0.05	<0.02	<0.05	<0.02	<0.05	<0.05	<0.02	<0.05
MW048	23 Nov 2021	0902_MW048_211123	Normal	NSW_0902_PFASOMP	<0.01	*0.05*	0.17	**0.22**	0.56	0.10	0.06	<0.02	<0.02	<0.1	0.03	0.15	<0.02	<0.02	<0.02	<0.02	<0.02	<0.02	<0.05	<0.05	<0.05	<0.05	<0.05	<0.02	<0.05	<0.02	<0.05	<0.05	<0.02	<0.05
MW048	25 May 2022	0902_MW048_220525	Normal	NSW_0902_PFASOMP	<0.01	<0.01	0.25	**0.25**	0.62	0.10	0.11	<0.02	<0.02	<0.1	0.02	0.14	<0.02	<0.02	<0.02	<0.02	<0.02	<0.02	<0.05	<0.05	<0.05	<0.05	<0.05	<0.02	<0.05	<0.02	<0.05	<0.05	<0.02	<0.05
MW048	02 Nov 2022	0902_MW048_221102	Normal	NSW_0902_PFASOMP	<0.01	<0.01	0.37	**0.37**	0.85	0.12	0.13	<0.02	<0.02	<0.1	0.03	0.20	<0.02	<0.02	<0.02	<0.02	<0.02	<0.02	<0.05	<0.05	<0.05	<0.05	<0.05	<0.02	<0.05	<0.02	<0.05	<0.05	<0.02	<0.05
MW048	12 May 2023	0902_MW048_230511	Normal	NSW_0902_PFASOMP_23	<0.01	<0.01	0.34	**0.34**	0.82	0.12	0.12	<0.02	<0.02	<0.1	0.04	0.20	<0.02	<0.02	<0.02	<0.02	<0.02	<0.02	<0.05	<0.05	<0.05	<0.05	<0.05	<0.02	<0.05	<0.02	<0.05	<0.05	<0.02	<0.05
MW048	21 Nov 2023	0902_MW048_231121	Normal	NSW_0902_PFASOMP_23	<0.01	<0.01	0.23	**0.23**	0.55	0.08	0.08	<0.02	<0.02	<0.1	0.03	0.13	<0.02	<0.02	<0.02	<0.02	<0.02	<0.02	<0.05	<0.05	<0.05	<0.05	<0.05	<0.02	<0.05	<0.02	<0.05	<0.05	<0.02	<0.05
MW048	21 May 2024	0902_MW048_240521	Normal	NSW_0902_PFASOMP_24	<0.01	<0.01	0.34	**0.34**	0.76	0.10	0.11	<0.02	<0.02	<0.1	0.03	0.14	<0.02	<0.02	<0.02	<0.02	<0.02	<0.02	<0.05	<0.05	<0.05	<0.05	<0.05	<0.02	<0.05	<0.02	<0.05	<0.05	<0.02	<0.05
MW050	06 Jul 2017	0902_MW50_060717	Normal	NSW_0902_PFAS	**0.90**	*22.1*	8.86	**31.0**	40.0	1.56	1.25	0.62	0.04	0.6	0.69	2.32	0.43	0.04	0.03	<0.02	<0.02	<0.02	<0.05	<0.05	0.29	0.16	<0.05	0.08	<0.05	<0.02	<0.05	<0.05	<0.02	<0.05
MW050	06 Jul 2017	0902_QC104_060717	Field_D	NSW_0902_PFAS	**0.75**	*17.4*	7.68	**25.1**	32.2	1.74	1.11	0.48	<0.02	<0.1	0.79	1.68	0.24	0.03	<0.02	<0.02	<0.02	<0.02	<0.05	<0.05	0.24	0.09	<0.05	0.02	<0.05	<0.02	<0.05	<0.05	<0.02	<0.05
MW050	13 Nov 2019	0902-MW050_191113	Normal	NSW_0902_PFASOMP	0.25	*6.07*	1.97	**8.04**	9.94	0.19	0.18	0.16	<0.02	0.1	0.24	0.57	0.11	<0.02	<0.02	<0.02	<0.02	<0.02	<0.05	<0.05	0.06	<0.05	<0.05	0.04	<0.05	<0.02	<0.05	<0.05	<0.02	<0.05
MW050	15 May 2020	0902_MW050_200515	Normal	NSW_0902_PFASOMP	**0.60**	*9.50*	5.84	**15.3**	21.3	0.85	0.88	0.35	0.04	0.3	0.60	1.74	0.32	0.02	<0.02	<0.02	<0.02	<0.02	<0.05	<0.05	0.13	0.06	<0.05	0.07	<0.05	<0.02	<0.05	<0.05	<0.02	<0.05
MW050	15 May 2020	0902_QC107_200515	Field_D	NSW_0902_PFASOMP	0.40	*6.32*	4.14	**10.5**	14.3	0.50	0.68	0.26	<0.02	0.2	0.37	1.13	0.19	<0.02	<0.02	<0.02	<0.02	<0.02	<0.05	<0.05	0.10	<0.05	<0.05	0.02	<0.05	<0.02	<0.05	<0.05	<0.02	<0.05
MW050	10 Nov 2020	0902_MW050_201110	Normal	NSW_0902_PFASOMP	0.36	*8.40*	3.20	**11.6**	15.2	0.47	0.56	0.30	0.02	0.2	0.32	1.00	0.18	<0.02	<0.02	<0.02	<0.02	<0.02	<0.05	<0.05	0.19	<0.05	<0.05	0.04	<0.05	<0.02	<0.05	<0.05	<0.02	<0.05
MW050	03 May 2021	0902_MW050_210503	Normal	NSW_0902_PFASOMP	0.35	*9.90*	2.95	**12.8**	16.3	0.50	0.42	0.32	<0.02	0.2	0.34	0.96	0.17	<0.02	<0.02	<0.02	<0.02	<0.02	<0.05	<0.05	0.15	<0.05	<0.05	0.03	<0.05	<0.02	<0.05	<0.05	<0.02	<0.05
MW050	23 Nov 2021	0902_MW050_211123	Normal	NSW_0902_PFASOMP	0.13	*4.96*	1.30	**6.26**	7.49	0.18	0.14	0.10	<0.02	<0.1	0.11	0.39	0.05	<0.02	<0.02	<0.02	<0.02	<0.02	<0.05	<0.05	0.10	<0.05	<0.05	0.03	<0.05	<0.02	<0.05	<0.05	<0.02	<0.05
MW050	23 Nov 2021	0902_QC203_211123	Interlab_D	NSW_0902_PFASOMP	0.12	*4.1*	1.2	**5.3**	6.4	0.14	0.13	0.11	<0.02	0.08	0.1	0.29	0.05	<0.01	<0.02	<0.02	<0.05	<0.1	<0.5	<0.01	0.09	<0.02	<0.02	<0.1	<0.05	<0.02	<0.05	<0.1	<0.02	<0.5
MW050	25 May 2022	0902_MW050_220525	Normal	NSW_0902_PFASOMP	0.37	*10.2*	5.51	**15.7**	21.7	1.15	1.33	0.42	<0.02	0.4	0.32	1.57	0.24	<0.02	<0.02	<0.02	<0.02	<0.02	<0.05	<0.05	0.15	<0.05	<0.05	0.03	<0.05	<0.02	<0.05	<0.05	<0.02	<0.05
MW050	02 Nov 2022	0902_MW050_221102	Normal	NSW_0902_PFASOMP	**0.99**	*24.4*	13.4	**37.8**	54.2	2.94	3.67	1.00	0.03	0.7	1.16	5.04	0.61	0.02	<0.02	<0.02	<0.02	<0.02	<0.05	<0.05	0.14	0.05	<0.05	0.03	<0.05	<0.02	<0.05	<0.05	<0.02	<0.05
MW050	15 May 2023	0902_MW050_230515	Normal	NSW_0902_PFASOMP_23	0.14	*5.04*	1.53	**6.57**	7.90	0.21	0.20	0.17	<0.02	<0.1	0.16	0.36	0.07	<0.02	<0.02	<0.02	<0.02	<0.02	<0.05	<0.05	<0.05	<0.05	<0.05	0.02	<0.05	<0.02	<0.05	<0.05	<0.02	<0.05
MW050	21 Nov 2023	0902_MW050_231121	Normal	NSW_0902_PFASOMP_23	0.22	*8.14*	2.43	**10.6**	12.9	0.35	0.38	0.21	<0.02	0.1	0.20	0.66	0.10	<0.02	<0.02	<0.02	<0.02	<0.02	<0.05	<0.05	0.07	<0.05	<0.05	0.02	<0.05	<0.02	<0.05	<0.05	<0.02	<0.05
MW050	21 May 2024	0902_MW050_240521	Normal	NSW_0902_PFASOMP_24	0.18	*5.68*	1.80	**7.48**	8.94	0.19	0.22	0.13	<0.02	<0.1	0.15	0.41	0.08	<0.02	<0.02	<0.02	<0.02	<0.02	<0.05	<0.05	<0.05	<0.05	<0.05	<0.02	<0.05	<0.02	<0.05	<0.05	<0.02	<0.05
MW051	06 Jul 2017	0902_MW51_060717	Normal	NSW_0902_PFAS	**9.69**	*167*	267	**434**	578	33.6	33.9	14.4	<0.02	<0.1	7.88	38.7	5.31	0.09	<0.02	<0.02	<0.02	<0.02	<0.05	<0.05	0.08	<0.05	<0.05	0.10	<0.05	<0.02	<0.05	<0.05	<0.02	<0.05
MW051	13 Nov 2019	0902-MW051_191113	Normal	NSW_0902_PFASOMP	**18.8**	*102*	371	**473**	699	40.4	51.1	23.2	<0.02	8.8	13.9	61.3	8.76	0.10	<0.02	<0.02	<0.02	<0.02	<0.05	<0.05	0.10	<0.05	<0.05	0.03	<0.05	<0.02	<0.05	<0.05	<0.02	<0.05
MW051	11 May 2020	0902_MW051_200511	Normal	NSW_0902_PFASOMP	**3.37**	*74.4*	71.0	**145**	192	6.68	11.8	6.60	<0.05	2.1	2.96	11.3	1.33	<0.05	<0.05	<0.05	<0.05	<0.05	<0.12	<0.05	0.09	<0.05	<0.05	0.06	<0.12	<0.05	<0.12	<0.12	<0.05	<0.12
MW051	10 Nov 2020	0902_MW051_201110	Normal	NSW_0902_PFASOMP	**0.87**	*37.5*	13.9	**51.4**	61.2	1.48	1.56	0.96	0.05	0.7	0.95	2.73	0.44	0.05	<0.02	<0.02	<0.02	<0.02	<0.05	<0.05	<0.05	<0.05	<0.05	0.04	<0.05	<0.02	<0.05	<0.05	<0.02	<0.05

Table T8 - Historical Groundwater Analytical Results

					PFAS					PFAS - Perfluoroalkyl Sulfonic Acids				PFAS - Perfluoroalkyl Carboxylic Acids										PFAS - (n:2) Fluorotelomer Sulfonic Acids				PFAS - Perfluoroalkyl Sulfonamides						
					Perfluorooctanoic acid (PFOA)	Perfluorooctane sulfonic acid (PFOS)	Perfluorohexane sulfonic acid (PFHxS)	Sum of PFHxS and PFOS	Sum of PFAS	Perfluorobutane sulfonic acid (PFBS)	Perfluoropentane sulfonic acid (PFPeS)	Perfluoroheptane sulfonic acid (PFHpS)	Perfluorodecane sulfonic acid (PFDS)	Perfluorobutanoic acid (PFBA)	Perfluoropentanoic acid (PFPeA)	Perfluorohexanoic acid (PFHxA)	Perfluoroheptanoic acid (PFHpA)	Perfluorononanoic acid (PFNA)	Perfluorodecanoic acid (PFDA)	Perfluoroundecanoic acid (PFUnDA)	Perfluorododecanoic acid (PFDoDA)	Perfluorotridecanoic acid (PFTrDA)	Perfluorotetradecanoic acid (PFTeDA)	4:2 Fluorotelomer sulfonic acid (4:2 FTS)	6:2 Fluorotelomer sulfonic acid (6:2 FTS)	8:2 Fluorotelomer sulfonic acid (8:2 FTS)	10:2 Fluorotelomer sulfonic acid (10:2 FTS)	Perfluorooctane sulfonamide (FOSA)	N-Methyl perfluorooctane sulfonamide (MeFOSA)	N-Methyl perfluorooctane sulfonamidoacetic acid (MeFOSAA)	N-methyl perfluorooctane sulfonamidoethanol (MeFOSE)	N-Ethyl perfluorooctane sulfonamide (EtFOSA)	N-Ethyl perfluorooctane sulfonamidoacetic acid (EtFOSAA)	N-Ethyl perfluorooctane sulfonamidoethanol (EtFOSE)
					µg/L	µg/L	µg/L	µg/L	µg/L	µg/L	µg/L	µg/L	µg/L	µg/L	µg/L	µg/L	µg/L	µg/L	µg/L	µg/L	µg/L	µg/L	µg/L	µg/L	µg/L	µg/L	µg/L	µg/L	µg/L	µg/L	µg/L	µg/L	µg/L	µg/L
LOR					0.001	0.001	0.001	0.001	0.001	0.001	0.001	0.001	0.002	0.002	0.002	0.001	0.001	0.001	0.002	0.002	0.005	0.01	0.02	0.001	0.001	0.002	0.002	0.01	0.02	0.002	0.05	0.02	0.002	0.05
PFAS NEMP 2020 Drinking Water					**0.56**			**0.07**																										
PFAS NEMP 2020 Freshwater 99%					*19*	*0.00023*																												
Location Code	**Date**	**Field ID**	**Sample Type**	**Project ID**																														
MW051	03 May 2021	0902_MW051_210503	Normal	NSW_0902_PFASOMP	**11.2**	*80.0*	287	**367**	595	36.7	46.5	22.6	0.13	10.7	10.4	85.3	4.20	0.09	<0.02	<0.02	<0.02	<0.02	<0.05	<0.05	0.08	<0.05	<0.05	0.07	<0.05	<0.02	<0.05	<0.05	<0.02	<0.05
MW051	03 May 2021	0902_QC200_210503	Interlab_D	NSW_0902_PFASOMP	**14**	*83*	250	**333**	347	46	39	11	<0.01	10	16	68	6.6	0.061	<0.01	<0.01	<0.01	<0.02	<0.02	<0.01	0.084	<0.01	<0.01	0.019	<0.02	<0.01	<0.05	<0.02	<0.01	<0.05
MW051	23 Nov 2021	0902_MW051_211123	Normal	NSW_0902_PFASOMP	***39.4***	*239*	656	**895**	1,320	78.0	63.5	59.2	0.10	16.1	22.2	130	13.8	0.15	<0.02	<0.02	<0.02	<0.02	<0.05	<0.05	0.14	<0.05	<0.05	0.02	<0.05	<0.02	<0.05	<0.05	<0.02	<0.05
MW051	25 May 2022	0902_MW051_220525	Normal	NSW_0902_PFASOMP	***34.2***	*274*	519	**793**	1,120	48.5	64.2	64.6	0.07	12.7	12.3	81.5	11.3	0.13	<0.02	<0.02	<0.02	<0.02	<0.05	<0.05	0.11	<0.05	<0.05	0.03	<0.05	<0.02	<0.05	<0.05	<0.02	<0.05
MW051	02 Nov 2022	0902_MW051_221102	Normal	NSW_0902_PFASOMP	***65.3***	*660*	1,120	**1,780**	2,470	96.4	149	125	<0.05	20.8	36.2	175	21.3	0.50	<0.05	<0.05	<0.05	<0.05	<0.12	<0.05	0.24	<0.05	<0.05	<0.05	<0.12	<0.05	<0.12	<0.12	<0.05	<0.12
MW051	15 May 2023	0902_MW051_230515	Normal	NSW_0902_PFASOMP_23	***60.9***	*530*	850	**1,380**	1,900	71.0	103	97.4	<0.05	23.5	30.4	120	17.5	0.40	<0.05	<0.05	<0.05	<0.05	<0.12	<0.05	0.20	<0.05	<0.05	<0.05	<0.12	<0.05	<0.12	<0.12	<0.05	<0.12
MW051	21 Nov 2023	0902_MW051_231121	Normal	NSW_0902_PFASOMP_23	***26.2***	*299*	441	**740**	1,040	38.0	58.9	58.9	0.06	13.7	15.1	75.2	8.82	0.28	<0.02	<0.02	<0.02	<0.02	<0.05	<0.05	0.15	<0.05	<0.05	<0.02	<0.05	<0.02	<0.05	<0.05	<0.02	<0.05
MW051	21 May 2024	0902_MW051_240521	Normal	NSW_0902_PFASOMP_24	***30.0***	*289*	394	**683**	988	45.8	43.0	52.4	<0.05	13.0	17.8	72.0	10.7	0.30	<0.05	<0.05	<0.05	<0.05	<0.12	<0.05	0.11	<0.05	<0.05	<0.05	<0.12	<0.05	<0.12	<0.12	<0.05	<0.12
MW052	06 Jul 2017	0902_MW52_060717	Normal	NSW_0902_PFAS	0.31	*0.20*	24.9	**25.1**	65.9	16.9	8.99	0.06	<0.02	<0.1	3.19	10.8	0.53	<0.02	<0.02	<0.02	<0.02	<0.02	<0.05	<0.05	<0.05	<0.05	<0.05	<0.02	<0.05	<0.02	<0.05	<0.05	<0.02	<0.05
MW052	13 Nov 2019	0902-MW052_191113	Normal	NSW_0902_PFASOMP	0.44	*0.22*	42.8	**43.0**	95.5	12.8	11.5	0.13	<0.02	2.1	3.89	20.4	1.19	<0.02	<0.02	<0.02	<0.02	<0.02	<0.05	<0.05	<0.05	<0.05	<0.05	<0.02	<0.05	<0.02	<0.05	<0.05	<0.02	<0.05
MW052	11 May 2020	0902_MW052_200511	Normal	NSW_0902_PFASOMP	0.40	*0.26*	39.6	**39.9**	93.2	13.4	14.5	0.10	<0.02	1.9	3.14	18.7	1.21	<0.02	<0.02	<0.02	<0.02	<0.02	<0.05	<0.05	<0.05	<0.05	<0.05	<0.02	<0.05	<0.02	<0.05	<0.05	<0.02	<0.05
MW052	10 Nov 2020	0902_MW052_201110	Normal	NSW_0902_PFASOMP	0.30	*0.19*	23.9	**24.1**	55.1	7.63	7.56	0.08	<0.02	1.5	2.21	11.0	0.75	<0.02	<0.02	<0.02	<0.02	<0.02	<0.05	<0.05	<0.05	<0.05	<0.05	<0.02	<0.05	<0.02	<0.05	<0.05	<0.02	<0.05
MW052	03 May 2021	0902_MW052_210503	Normal	NSW_0902_PFASOMP	0.36	*0.27*	14.2	**14.5**	34.8	5.03	4.54	0.16	<0.02	1.8	2.70	4.86	0.90	<0.02	<0.02	<0.02	<0.02	<0.02	<0.05	<0.05	<0.05	<0.05	<0.05	<0.02	<0.05	<0.02	<0.05	<0.05	<0.02	<0.05
MW052	23 Nov 2021	0902_MW052_211123	Normal	NSW_0902_PFASOMP	0.29	*0.33*	21.8	**22.1**	54.6	9.57	5.50	0.12	<0.02	1.4	2.20	12.7	0.67	<0.02	<0.02	<0.02	<0.02	<0.02	<0.05	<0.05	<0.05	<0.05	<0.05	<0.02	<0.05	<0.02	<0.05	<0.05	<0.02	<0.05
MW052	25 May 2022	0902_MW052_220525	Normal	NSW_0902_PFASOMP	0.04	*0.71*	0.82	**1.53**	2.49	0.25	0.24	0.04	<0.02	<0.1	0.05	0.32	0.02	<0.02	<0.02	<0.02	<0.02	<0.02	<0.05	<0.05	<0.05	<0.05	<0.05	<0.02	<0.05	<0.02	<0.05	<0.05	<0.02	<0.05
MW052	02 Nov 2022	0902_MW052_221102	Normal	NSW_0902_PFASOMP	0.03	*0.42*	1.39	**1.81**	3.65	0.43	0.46	0.02	<0.02	<0.1	0.14	0.72	0.04	<0.02	<0.02	<0.02	<0.02	<0.02	<0.05	<0.05	<0.05	<0.05	<0.05	<0.02	<0.05	<0.02	<0.05	<0.05	<0.02	<0.05
MW052	15 May 2023	0902_MW052_230515	Normal	NSW_0902_PFASOMP_23	0.22	*2.11*	6.28	**8.39**	15.6	1.69	1.66	0.30	<0.02	0.3	0.54	2.33	0.17	<0.02	<0.02	<0.02	<0.02	<0.02	<0.05	<0.05	<0.05	<0.05	<0.05	<0.02	<0.05	<0.02	<0.05	<0.05	<0.02	<0.05
MW052	21 Nov 2023	0902_MW052_231121	Normal	NSW_0902_PFASOMP_23	0.17	*0.35*	7.81	**8.16**	24.1	4.30	4.09	0.03	<0.02	0.7	1.18	5.14	0.31	<0.02	<0.02	<0.02	<0.02	<0.02	<0.05	<0.05	<0.05	<0.05	<0.05	<0.02	<0.05	<0.02	<0.05	<0.05	<0.02	<0.05
MW052	21 May 2024	0902_MW052_240521	Normal	NSW_0902_PFASOMP_24	0.21	*0.50*	10.8	**11.3**	30.4	4.04	4.50	0.05	<0.02	0.8	1.24	5.90	0.40	<0.02	<0.02	<0.02	<0.02	<0.02	<0.05	<0.05	<0.05	<0.05	<0.05	<0.02	<0.05	<0.02	<0.05	<0.05	<0.02	<0.05
MW053	03 Jul 2017	0902_MW53_030717	Normal	NSW_0902_PFAS	<0.01	<0.01	0.35	**0.35**	0.74	0.16	0.11	<0.02	<0.02	<0.1	0.04	0.08	<0.02	<0.02	<0.02	<0.02	<0.02	<0.02	<0.05	<0.05	<0.05	<0.05	<0.05	<0.02	<0.05	<0.02	<0.05	<0.05	<0.02	<0.05
MW053	14 Nov 2019	0902_MW053_191114	Normal	NSW_0902_PFASOMP	<0.01	*0.04*	0.08	**0.12**	0.17	0.03	0.02	<0.02	<0.02	<0.1	<0.02	<0.02	<0.02	<0.02	<0.02	<0.02	<0.02	<0.02	<0.05	<0.05	<0.05	<0.05	<0.05	<0.02	<0.05	<0.02	<0.05	<0.05	<0.02	<0.05
MW053	13 May 2020	0902_MW053_200513	Normal	NSW_0902_PFASOMP	0.09	*0.17*	0.76	**0.93**	1.62	0.12	0.11	0.03	<0.02	<0.1	0.08	0.21	0.05	<0.02	<0.02	<0.02	<0.02	<0.02	<0.05	<0.05	<0.05	<0.05	<0.05	<0.02	<0.05	<0.02	<0.05	<0.05	<0.02	<0.05
MW053	11 Nov 2020	0902_MW053_201111	Normal	NSW_0902_PFASOMP	0.07	*0.13*	0.67	**0.80**	1.37	0.11	0.11	0.02	<0.02	<0.1	0.07	0.15	0.04	<0.02	<0.02	<0.02	<0.02	<0.02	<0.05	<0.05	<0.05	<0.05	<0.05	<0.02	<0.05	<0.02	<0.05	<0.05	<0.02	<0.05
MW053	11 Nov 2020	0902_QC202_201111	Interlab_D	NSW_0902_PFASOMP	0.05	*0.083*	0.48	0.563	0.613	0.078	0.079	0.012	<0.01	<0.05	0.052	0.12	0.036	<0.01	<0.01	<0.01	<0.01	<0.02	<0.02	<0.01	<0.01	<0.01	<0.01	<0.01	<0.02	<0.01	<0.05	<0.02	<0.01	<0.05
MW053	03 May 2021	0902_MW053_210503	Normal	NSW_0902_PFASOMP	0.07	*0.09*	0.18	**0.27**	1.26	0.09	0.03	<0.02	<0.02	0.2	0.24	0.29	0.07	<0.02	<0.02	<0.02	<0.02	<0.02	<0.05	<0.05	<0.05	<0.05	<0.05	<0.02	<0.05	<0.02	<0.05	<0.05	<0.02	<0.05
MW053	24 Nov 2021	0902_MW053_211124	Normal	NSW_0902_PFASOMP	0.04	*0.08*	0.12	**0.20**	0.52	0.03	<0.02	<0.02	<0.02	<0.1	0.08	0.14	0.03	<0.02	<0.02	<0.02	<0.02	<0.02	<0.05	<0.05	<0.05	<0.05	<0.05	<0.02	<0.05	<0.02	<0.05	<0.05	<0.02	<0.05
MW053	26 May 2022	0902_MW053_220526	Normal	NSW_0902_PFASOMP	0.13	*0.12*	0.35	**0.47**	1.28	0.05	0.04	<0.02	<0.02	0.2	0.09	0.20	0.10	<0.02	<0.02	<0.02	<0.02	<0.02	<0.05	<0.05	<0.05	<0.05	<0.05	<0.02	<0.05	<0.02	<0.05	<0.05	<0.02	<0.05
MW053	10 Nov 2022	0902_MW053_221110	Normal	NSW_0902_PFASOMP	0.10	*0.03*	2.00	**2.03**	2.98	0.20	0.29	<0.02	<0.02	<0.1	0.06	0.24	0.06	<0.02	<0.02	<0.02	<0.02	<0.02	<0.05	<0.05	<0.05	<0.05	<0.05	<0.02	<0.05	<0.02	<0.05	<0.05	<0.02	<0.05
MW053	09 May 2023	0902_MW053_230509	Normal	NSW_0902_PFASOMP_23	0.56	*0.06*	15.3	**15.4**	26.0	3.14	2.39	0.07	<0.02	0.4	0.68	2.88	0.56	<0.02	<0.02	<0.02	<0.02	<0.02	<0.05	<0.05	<0.05	<0.05	<0.05	<0.02	<0.05	<0.02	<0.05	<0.05	<0.02	<0.05
MW053	20 Nov 2023	0902_MW053_231120	Normal	NSW_0902_PFASOMP_23	**0.78**	*0.10*	16.9	**17.0**	27.7	2.76	2.60	0.09	<0.02	0.5	0.54	2.80	0.67	<0.02	<0.02	<0.02	<0.02	<0.02	<0.05	<0.05	<0.05	<0.05	<0.05	<0.02	<0.05	<0.02	<0.05	<0.05	<0.02	<0.05
MW053	24 May 2024	0902_MW053_240524	Normal	NSW_0902_PFASOMP_24	**1.00**	*0.13*	22.3	**22.4**	37.8	3.51	4.25	0.13	<0.02	0.6	0.69	3.77	0.86	<0.02	<0.02	<0.02	<0.02	<0.02	<0.05	<0.05	<0.05	<0.05	<0.05	<0.02	<0.05	<0.02	<0.05	<0.05	<0.02	<0.05
MW054	30 Jun 2017	0902_MW54_300617	Normal	NSW_0902_PFAS	<0.01	<0.01	0.09	**0.09**	0.18	0.06	0.03	<0.02	<0.02	<0.1	<0.02	<0.02	<0.02	<0.02	<0.02	<0.02	<0.02	<0.02	<0.05	<0.05	<0.05	<0.05	<0.05	<0.02	<0.05	<0.02	<0.05	<0.05	<0.02	<0.05
MW054	14 Nov 2019	0902_MW054_191114	Normal	NSW_0902_PFASOMP	<0.01	<0.01	0.15	**0.15**	0.31	0.10	0.06	<0.02	<0.02	<0.1	<0.02	<0.02	<0.02	<0.02	<0.02	<0.02	<0.02	<0.02	<0.05	<0.05	<0.05	<0.05	<0.05	<0.02	<0.05	<0.02	<0.05	<0.05	<0.02	<0.05
MW054	13 May 2020	0902_MW054_200513	Normal	NSW_0902_PFASOMP	<0.01	*0.02*	0.29	**0.31**	0.97	0.38	0.08	<0.02	<0.02	<0.1	0.05	0.15	<0.02	<0.02	<0.02	<0.02	<0.02	<0.02	<0.05	<0.05	<0.05	<0.05	<0.05	<0.02	<0.05	<0.02	<0.05	<0.05	<0.02	<0.05
MW054	11 Nov 2020	0902_MW054_201111	Normal	NSW_0902_PFASOMP	<0.01	<0.01	0.24	**0.24**	0.48	0.13	0.06	<0.02	<0.02	<0.1	<0.02	0.05	<0.02	<0.02	<0.02	<0.02	<0.02	<0.02	<0.05	<0.05	<0.05	<0.05	<0.05	<0.02	<0.05	<0.02	<0.05	<0.05	<0.02	<0.05
MW054	04 May 2021	0902_MW054_210504	Normal	NSW_0902_PFASOMP	<0.01	<0.01	0.17	**0.17**	0.37	0.11	0.06	<0.02	<0.02	<0.1	<0.02	0.03	<0.02	<0.02	<0.02	<0.02	<0.02	<0.02	<0.05	<0.05	<0.05	<0.05	<0.05	<0.02	<0.05	<0.02	<0.05	<0.05	<0.02	<0.05
MW054	24 Nov 2021	0902_MW054_211124	Normal	NSW_0902_PFASOMP	<0.01	*0.02*	0.16	**0.18**	0.36	0.14	0.04	<0.02	<0.02	<0.1	<0.02	<0.02	<0.02	<0.02	<0.02	<0.02	<0.02	<0.02	<0.05	<0.05	<0.05	<0.05	<0.05	<0.02	<0.05	<0.02	<0.05	<0.05	<0.02	<0.05
MW054	24 May 2022	0902_MW054_220524	Normal	NSW_0902_PFASOMP	<0.01	<0.01	0.22	**0.22**	0.41	0.09	0.06	<0.02	<0.02	<0.1	<0.02	0.04	<0.02	<0.02	<0.02	<0.02	<0.02	<0.02	<0.05	<0.05	<0.05	<0.05	<0.05	<0.02	<0.05	<0.02	<0.05	<0.05	<0.02	<0.05
MW054	24 May 2022	0902_QC100_220524	Field_D	NSW_0902_PFASOMP	<0.01	<0.01	0.25	**0.25**	0.44	0.10	0.07	<0.02	<0.02	<0.1	<0.02	0.02	<0.02	<0.02	<0.02	<0.02	<0.02	<0.02	<0.05	<0.05	<0.05	<0.05	<0.05	<0.02	<0.05	<0.02	<0.05	<0.05	<0.02	<0.05
MW054	10 Nov 2022	0902_MW054_221110	Normal	NSW_0902_PFASOMP	<0.01	<0.01	0.41	**0.41**	0.67	0.10	0.09	<0.02	<0.02	<0.1	<0.02	0.07	<0.02	<0.02	<0.02	<0.02	<0.02	<0.02	<0.05	<0.05	<0.05	<0.05	<0.05	<0.02	<0.05	<0.02	<0.05	<0.05	<0.02	<0.05
MW054	09 May 2023	0902_MW054_230509	Normal	NSW_0902_PFASOMP_23	<0.01	<0.01	0.42	**0.42**	0.77	0.17	0.08	<0.02	<0.02	<0.1	0.03	0.07	<0.02	<0.02	<0.02	<0.02	<0.02	<0.02	<0.05	<0.05	<0.05	<0.05	<0.05	<0.02	<0.05	<0.02	<0.05	<0.05	<0.02	<0.05
MW054	24 May 2024	0902_MW054_240524	Normal	NSW_0902_PFASOMP_24	0.02	*0.19*	0.52	**0.71**	1.11	0.14	0.11	<0.02	<0.02	<0.1	0.02	0.06	<0.02	<0.02	<0.02	<0.02	<0.02	<0.02	<0.05	<0.05	<0.05	<0.05	<0.05	<0.02	<0.05	<0.02	<0.05	<0.05	<0.02	<0.05

					PFAS					PFAS - Perfluoroalkyl Sulfonic Acids				PFAS - Perfluoroalkyl Carboxylic Acids										PFAS - (n:2) Fluorotelomer Sulfonic Acids				PFAS - Perfluoroalkyl Sulfonamides						
					Perfluorooctanoic acid (PFOA)	Perfluorooctane sulfonic acid (PFOS)	Perfluorohexane sulfonic acid (PFHxS)	Sum of PFHxS and PFOS	Sum of PFAS	Perfluorobutane sulfonic acid (PFBS)	Perfluoropentane sulfonic acid (PFPeS)	Perfluoroheptane sulfonic acid (PFHpS)	Perfluorodecane sulfonic acid (PFDS)	Perfluorobutanoic acid (PFBA)	Perfluoropentanoic acid (PFPeA)	Perfluorohexanoic acid (PFHxA)	Perfluoroheptanoic acid (PFHpA)	Perfluorononanoic acid (PFNA)	Perfluorodecanoic acid (PFDA)	Perfluoroundecanoic acid (PFUnDA)	Perfluorododecanoic acid (PFDoDA)	Perfluorotridecanoic acid (PFTrDA)	Perfluorotetradecanoic acid (PFTeDA)	4:2 Fluorotelomer sulfonic acid (4:2 FTS)	6:2 Fluorotelomer sulfonic acid (6:2 FTS)	8:2 Fluorotelomer sulfonic acid (8:2 FTS)	10:2 Fluorotelomer sulfonic acid (10:2 FTS)	Perfluorooctane sulfonamide (FOSA)	N-Methyl perfluorooctane sulfonamide (MeFOSA)	N-Methyl perfluorooctane sulfonamidoacetic acid (MeFOSAA)	N-methyl perfluorooctane sulfonamidoethanol (MeFOSE)	N-Ethyl perfluorooctane sulfonamide (EtFOSA)	N-Ethyl perfluorooctane sulfonamidoacetic acid (EtFOSAA)	N-Ethyl perfluorooctane sulfonamidoethanol (EtFOSE)
					µg/L	µg/L	µg/L	µg/L	µg/L	µg/L	µg/L	µg/L	µg/L	µg/L	µg/L	µg/L	µg/L	µg/L	µg/L	µg/L	µg/L	µg/L	µg/L	µg/L	µg/L	µg/L	µg/L	µg/L	µg/L	µg/L	µg/L	µg/L	µg/L	µg/L
LOR					0.001	0.001	0.001	0.001	0.001	0.001	0.001	0.001	0.002	0.002	0.002	0.001	0.001	0.001	0.002	0.002	0.005	0.01	0.02	0.001	0.001	0.002	0.002	0.01	0.02	0.002	0.05	0.02	0.002	0.05
PFAS NEMP 2020 Drinking Water					**0.56**			**0.07**																										
PFAS NEMP 2020 Freshwater 99%					*19*	*0.00023*																												
Location Code	**Date**	**Field ID**	**Sample Type**	**Project ID**																														
MW056	04 Nov 2013	BH8-17	Normal	ACTNSW_Hist_202009-2	<0.02	<0.02	-	-	-	-	-	-	-	-	-	-	-	-	-	-	-	-	-	-	-	-	-	-	-	-	-	-	-	-
MW056	03 Jul 2017	0902_MW56_030717	Normal	NSW_0902_PFAS	<0.01	*0.02*	<0.02	0.02	0.02	<0.02	<0.02	<0.02	<0.02	<0.1	<0.02	<0.02	<0.02	<0.02	<0.02	<0.02	<0.02	<0.05	<0.05	<0.05	<0.05	<0.05	<0.05	<0.02	<0.05	<0.02	<0.05	<0.05	<0.02	<0.05
MW056	03 Jul 2017	0902_QC201_030717	Interlab_D	NSW_0902_PFAS	<0.01	<0.01	0.03	0.03	0.03	<0.01	<0.01	<0.01	<0.02	<0.02	<0.02	<0.01	<0.01	<0.01	<0.02	<0.02	<0.05	<0.1	<0.5	<0.01	<0.01	<0.01	<0.01	<0.1	<0.05	<0.02	<0.05	<0.1	<0.02	<0.5
MW056	14 Nov 2019	0902_MW056_191114	Normal	NSW_0902_PFASOMP	<0.01	*0.01*	0.02	0.03	0.03	<0.02	<0.02	<0.02	<0.02	<0.1	<0.02	<0.02	<0.02	<0.02	<0.02	<0.02	<0.02	<0.05	<0.05	<0.05	<0.05	<0.05	<0.05	<0.02	<0.05	<0.02	<0.05	<0.05	<0.02	<0.05
MW056	13 May 2020	0902_MW056_200513	Normal	NSW_0902_PFASOMP	<0.01	<0.01	<0.02	<0.01	<0.01	<0.02	<0.02	<0.02	<0.02	<0.1	<0.02	<0.02	<0.02	<0.02	<0.02	<0.02	<0.02	<0.05	<0.05	<0.05	<0.05	<0.05	<0.05	<0.02	<0.05	<0.02	<0.05	<0.05	<0.02	<0.05
MW056	13 May 2020	0902_QC102_200513	Field_D	NSW_0902_PFASOMP	<0.01	<0.01	<0.02	<0.01	<0.01	<0.02	<0.02	<0.02	<0.02	<0.1	<0.02	<0.02	<0.02	<0.02	<0.02	<0.02	<0.02	<0.05	<0.05	<0.05	<0.05	<0.05	<0.05	<0.02	<0.05	<0.02	<0.05	<0.05	<0.02	<0.05
MW056	13 Nov 2020	0902_MW056_201113	Normal	NSW_0902_PFASOMP	<0.01	<0.01	<0.02	<0.01	<0.01	<0.02	<0.02	<0.02	<0.02	<0.1	<0.02	<0.02	<0.02	<0.02	<0.02	<0.02	<0.02	<0.05	<0.05	<0.05	<0.05	<0.05	<0.05	<0.02	<0.05	<0.02	<0.05	<0.05	<0.02	<0.05
MW056	07 May 2021	0902_MW056_210507	Normal	NSW_0902_PFASOMP	<0.01	<0.01	<0.02	<0.01	<0.01	<0.02	<0.02	<0.02	<0.02	<0.1	<0.02	<0.02	<0.02	<0.02	<0.02	<0.02	<0.02	<0.05	<0.05	<0.05	<0.05	<0.05	<0.05	<0.02	<0.05	<0.02	<0.05	<0.05	<0.02	<0.05
MW056	24 Nov 2021	0902_MW056_211124	Normal	NSW_0902_PFASOMP	<0.01	<0.01	<0.01	<0.01	<0.01	<0.02	<0.02	<0.02	<0.02	<0.1	<0.02	<0.02	<0.02	<0.02	<0.02	<0.02	<0.02	<0.05	<0.05	<0.05	<0.05	<0.05	<0.05	<0.02	<0.05	<0.02	<0.05	<0.05	<0.02	<0.05
MW056	24 Nov 2021	0902_QC106_211124	Field_D	NSW_0902_PFASOMP	<0.01	<0.01	<0.01	<0.01	<0.01	<0.02	<0.02	<0.02	<0.02	<0.1	<0.02	<0.02	<0.02	<0.02	<0.02	<0.02	<0.02	<0.05	<0.05	<0.05	<0.05	<0.05	<0.05	<0.02	<0.05	<0.02	<0.05	<0.05	<0.02	<0.05
MW056	25 May 2022	0902_MW056_220525	Normal	NSW_0902_PFASOMP	<0.01	*0.02*	0.01	0.03	0.03	<0.02	<0.02	<0.02	<0.02	<0.1	<0.02	<0.02	<0.02	<0.02	<0.02	<0.02	<0.02	<0.05	<0.05	<0.05	<0.05	<0.05	<0.05	<0.02	<0.05	<0.02	<0.05	<0.05	<0.02	<0.05
MW056	07 Nov 2022	0902_MW056_221107	Normal	NSW_0902_PFASOMP	<0.01	*0.02*	0.01	0.03	0.03	<0.02	<0.02	<0.02	<0.02	<0.1	<0.02	<0.02	<0.02	<0.02	<0.02	<0.02	<0.02	<0.05	<0.05	<0.05	<0.05	<0.05	<0.05	<0.02	<0.05	<0.02	<0.05	<0.05	<0.02	<0.05
MW056	07 Nov 2022	0902_QC105_221107	Field_D	NSW_0902_PFASOMP	<0.01	*0.01*	<0.01	0.01	0.01	<0.02	<0.02	<0.02	<0.02	<0.1	<0.02	<0.02	<0.02	<0.02	<0.02	<0.02	<0.02	<0.05	<0.05	<0.05	<0.05	<0.05	<0.05	<0.02	<0.05	<0.02	<0.05	<0.05	<0.02	<0.05
MW056	07 Nov 2022	0902_QC203_221107	Interlab_D	NSW_0902_PFASOMP	<0.01	*0.02*	0.01	0.03	0.03	<0.01	<0.01	<0.01	<0.02	<0.02	<0.02	<0.01	<0.01	<0.01	<0.02	<0.02	<0.05	<0.1	<0.5	<0.01	<0.01	<0.02	<0.02	<0.1	<0.05	<0.02	<0.05	<0.1	<0.02	<0.5
MW056	09 May 2023	0902_MW056_230509	Normal	NSW_0902_PFASOMP_23	<0.01	<0.01	<0.01	<0.01	<0.01	<0.02	<0.02	<0.02	<0.02	<0.1	<0.02	<0.02	<0.02	<0.02	<0.02	<0.02	<0.02	<0.05	<0.05	<0.05	<0.05	<0.05	<0.05	<0.02	<0.05	<0.02	<0.05	<0.05	<0.02	<0.05
MW056	20 Nov 2023	0902_MW056_231120	Normal	NSW_0902_PFASOMP_23	<0.01	*0.07*	0.01	**0.08**	0.08	<0.02	<0.02	<0.02	<0.02	<0.1	<0.02	<0.02	<0.02	<0.02	<0.02	<0.02	<0.02	<0.05	<0.05	<0.05	<0.05	<0.05	<0.05	<0.02	<0.05	<0.02	<0.05	<0.05	<0.02	<0.05
MW056	20 Nov 2023	0902_QC101_231120	Field_D	NSW_0902_PFASOMP_23	<0.01	*0.06*	0.02	**0.08**	0.08	<0.02	<0.02	<0.02	<0.02	<0.1	<0.02	<0.02	<0.02	<0.02	<0.02	<0.02	<0.02	<0.05	<0.05	<0.05	<0.05	<0.05	<0.05	<0.02	<0.05	<0.02	<0.05	<0.05	<0.02	<0.05
MW056	20 Nov 2023	0902_QC201_231120	Interlab_D	NSW_0902_PFASOMP_23	<0.01	*0.04*	0.01	0.05	0.05	<0.01	<0.01	<0.01	<0.02	<0.02	<0.02	<0.01	<0.01	<0.01	<0.02	<0.02	<0.05	<0.1	<0.5	<0.01	<0.01	<0.02	<0.02	<0.1	<0.05	<0.02	<0.05	<0.1	<0.02	<0.5
MW056	24 May 2024	0902_MW056_240524	Normal	NSW_0902_PFASOMP_24	<0.01	*0.08*	0.03	**0.11**	0.11	<0.02	<0.02	<0.02	<0.02	<0.1	<0.02	<0.02	<0.02	<0.02	<0.02	<0.02	<0.02	<0.05	<0.05	<0.05	<0.05	<0.05	<0.05	<0.02	<0.05	<0.02	<0.05	<0.05	<0.02	<0.05
MW057	04 Nov 2013	BH8-18	Normal	ACTNSW_Hist_202009-2	<0.02	<0.02	-	-	-	-	-	-	-	-	-	-	-	-	-	-	-	-	-	-	-	-	-	-	-	-	-	-	-	-
MW057	03 Jul 2017	0902_MW57_030717	Normal	NSW_0902_PFAS	<0.05	*0.13*	0.90	**1.03**	1.33	0.12	0.10	<0.05	<0.05	<0.2	<0.05	0.08	<0.05	<0.05	<0.05	<0.05	<0.05	<0.05	<0.12	<0.05	<0.05	<0.05	<0.05	<0.05	<0.12	<0.05	<0.12	<0.12	<0.05	<0.12
MW057	14 Nov 2019	0902_MW057_191114	Normal	NSW_0902_PFASOMP	0.03	*0.09*	0.70	**0.79**	1.15	0.11	0.09	<0.02	<0.02	<0.1	0.03	0.10	<0.02	<0.02	<0.02	<0.02	<0.02	<0.05	<0.05	<0.05	<0.05	<0.05	<0.05	<0.02	<0.05	<0.02	<0.05	<0.05	<0.02	<0.05
MW057	13 May 2020	0902_MW057_200513	Normal	NSW_0902_PFASOMP	0.06	*0.08*	0.81	**0.89**	1.37	0.13	0.08	<0.02	<0.02	<0.1	0.06	0.12	0.03	<0.02	<0.02	<0.02	<0.02	<0.05	<0.05	<0.05	<0.05	<0.05	<0.05	<0.02	<0.05	<0.02	<0.05	<0.05	<0.02	<0.05
MW057	13 May 2020	0902_QC103_200513	Field_D	NSW_0902_PFASOMP	0.06	*0.08*	0.77	**0.85**	1.32	0.13	0.07	<0.02	<0.02	<0.1	0.06	0.12	0.03	<0.02	<0.02	<0.02	<0.02	<0.05	<0.05	<0.05	<0.05	<0.05	<0.05	<0.02	<0.05	<0.02	<0.05	<0.05	<0.02	<0.05
MW057	11 Nov 2020	0902_MW057_201111	Normal	NSW_0902_PFASOMP	0.06	*0.09*	0.69	**0.78**	1.13	0.10	0.05	<0.02	<0.02	<0.1	0.05	0.07	0.02	<0.02	<0.02	<0.02	<0.02	<0.05	<0.05	<0.05	<0.05	<0.05	<0.05	<0.02	<0.05	<0.02	<0.05	<0.05	<0.02	<0.05
MW057	04 May 2021	0902_MW057_210504	Normal	NSW_0902_PFASOMP	0.05	*0.12*	0.72	**0.84**	1.45	0.19	0.08	<0.02	<0.02	0.1	0.06	0.11	0.02	<0.02	<0.02	<0.02	<0.02	<0.05	<0.05	<0.05	<0.05	<0.05	<0.05	<0.02	<0.05	<0.02	<0.05	<0.05	<0.02	<0.05
MW057	24 Nov 2021	0902_MW057_211124	Normal	NSW_0902_PFASOMP	0.06	*0.13*	0.73	**0.86**	1.37	0.12	0.06	<0.02	<0.02	<0.1	0.06	0.17	0.04	<0.02	<0.02	<0.02	<0.02	<0.05	<0.05	<0.05	<0.05	<0.05	<0.05	<0.02	<0.05	<0.02	<0.05	<0.05	<0.02	<0.05
MW057	31 May 2022	0902_MW057_220531	Normal	NSW_0902_PFASOMP	0.07	*0.32*	0.66	**0.98**	1.57	0.10	0.08	0.02	<0.02	0.1	0.05	0.13	0.04	<0.02	<0.02	<0.02	<0.02	<0.05	<0.05	<0.05	<0.05	<0.05	<0.05	<0.02	<0.05	<0.02	<0.05	<0.05	<0.02	<0.05
MW057	10 Nov 2022	0902_MW057_221110	Normal	NSW_0902_PFASOMP	0.08	*0.25*	1.08	**1.33**	2.15	0.12	0.12	0.03	<0.02	0.1	0.10	0.22	0.05	<0.02	<0.02	<0.02	<0.02	<0.05	<0.05	<0.05	<0.05	<0.05	<0.05	<0.02	<0.05	<0.02	<0.05	<0.05	<0.02	<0.05
MW057	09 May 2023	0902_MW057_230509	Normal	NSW_0902_PFASOMP_23	0.06	*0.12*	0.63	**0.75**	1.45	0.13	0.07	0.02	<0.02	0.1	0.10	0.18	0.04	<0.02	<0.02	<0.02	<0.02	<0.05	<0.05	<0.05	<0.05	<0.05	<0.05	<0.02	<0.05	<0.02	<0.05	<0.05	<0.02	<0.05
MW057	20 Nov 2023	0902_MW057_231120	Normal	NSW_0902_PFASOMP_23	0.06	*0.19*	0.63	**0.82**	1.37	0.09	0.07	<0.02	<0.02	0.1	0.06	0.14	0.03	<0.02	<0.02	<0.02	<0.02	<0.05	<0.05	<0.05	<0.05	<0.05	<0.05	<0.02	<0.05	<0.02	<0.05	<0.05	<0.02	<0.05
MW057	24 May 2024	0902_MW057_240524	Normal	NSW_0902_PFASOMP_24	0.07	*0.17*	0.79	**0.96**	1.60	0.11	0.10	<0.02	<0.02	0.1	0.06	0.13	0.03	<0.02	<0.02	<0.02	<0.02	<0.05	<0.05	<0.05	<0.05	<0.05	<0.05	<0.02	<0.05	<0.02	<0.05	<0.05	<0.02	<0.05
MW057	24 May 2024	0902_QC108_240524	Field_D	NSW_0902_PFASOMP_24	0.07	*0.18*	0.83	**1.01**	1.66	0.11	0.10	<0.02	<0.02	0.1	0.06	0.14	0.03	<0.02	<0.02	<0.02	<0.02	<0.05	<0.05	<0.05	<0.05	<0.05	<0.05	<0.02	<0.05	<0.02	<0.05	<0.05	<0.02	<0.05
MW057	24 May 2024	0902_QC208_240524	Interlab_D	NSW_0902_PFASOMP_24	0.06	*0.16*	0.79	**0.95**	1.6	0.12	0.09	0.02	<0.02	0.1	0.07	0.12	0.04	<0.01	<0.02	<0.02	<0.05	<0.1	<0.5	<0.01	<0.01	<0.02	<0.02	<0.1	<0.05	<0.02	<0.05	<0.1	<0.02	<0.5
MW058	04 Nov 2013	BH8-19	Normal	ACTNSW_Hist_202009-2	<0.02	<0.02	-	-	-	-	-	-	-	-	-	-	-	-	-	-	-	-	-	-	-	-	-	-	-	-	-	-	-	-
MW058	30 Jun 2017	0902_MW58_300617	Normal	NSW_0902_PFAS	0.02	<0.01	1.86	**1.86**	6.34	1.66	0.92	<0.02	<0.02	<0.1	0.37	1.30	0.21	<0.02	<0.02	<0.02	<0.02	<0.05	<0.05	<0.05	<0.05	<0.05	<0.05	<0.02	<0.05	<0.02	<0.05	<0.05	<0.02	<0.05
MW058	14 Nov 2019	0902_MW058_191114	Normal	NSW_0902_PFASOMP	0.06	*0.12*	3.81	**3.93**	14.0	2.78	2.31	<0.02	<0.02	0.4	0.61	3.52	0.31	0.02	0.02	<0.02	<0.02	<0.02	<0.05	<0.05	<0.05	<0.05	<0.05	<0.02	<0.05	<0.02	<0.05	<0.05	<0.02	<0.05
MW058	14 Nov 2019	0902_QC202_191114	Interlab_D	NSW_0902_PFASOMP	**0.8**	<0.02	9.9	**9.9**	10.7	2.5	2.0	<0.01	<0.01	0.56	0.79	3.6	0.74	<0.01	<0.01	<0.01	<0.01	<0.02	<0.02	<0.01	<0.01	<0.01	<0.01	<0.01	<0.02	<0.01	<0.05	<0.02	<0.01	<0.05
MW058	13 May 2020	0902_MW058_200513	Normal	NSW_0902_PFASOMP	**0.90**	<0.01	9.34	**9.34**	21.2	2.67	2.29	0.06	<0.02	0.4	0.72	4.00	0.79	<0.02	<0.02	<0.02	<0.02	<0.05	<0.05	<0.05	<0.05	<0.05	<0.05	<0.02	<0.05	<0.02	<0.05	<0.05	<0.02	<0.05
MW058	11 Nov 2020	0902_MW058_201111	Normal	NSW_0902_PFASOMP	0.42	*0.02*	6.03	**6.05**	12.1	1.60	1.17	0.02	<0.02	0.2	0.42	1.87	0.37	<0.02	<0.02	<0.02	<0.02	<0.05	<0.05	<0.05	<0.05	<0.05	<0.05	<0.02	<0.05	<0.02	<0.05	<0.05	<0.02	<0.05
MW058	04 May 2021	0902_MW058_210504	Normal	NSW_0902_PFASOMP	0.39	*0.13*	2.85	**2.98**	9.12	1.34	1.23	0.06	<0.02	0.2	0.39	2.13	0.40	<0.02	<0.02	<0.02	<0.02	<0.05	<0.05	<0.05	<0.05	<0.05	<0.05	<0.02	<0.05	<0.02	<0.05	<0.05	<0.02	<0.05
MW058	24 Nov 2021	0902_MW058_211124	Normal	NSW_0902_PFASOMP	**0.59**	*0.05*	5.63	**5.68**	13.7	1.94	1.23	0.05	<0.02	0.3	0.46	3.03	0.42	<0.02	<0.02	<0.02	<0.02	<0.05	<0.05	<0.05	<0.05	<0.05	<0.05	<0.02	<0.05	<0.02	<0.05	<0.05	<0.02	<0.05

					PFAS					PFAS - Perfluoroalkyl Sulfonic Acids				PFAS - Perfluoroalkyl Carboxylic Acids										PFAS - (n:2) Fluorotelomer Sulfonic Acids				PFAS - Perfluoroalkyl Sulfonamides						
					Perfluorooctanoic acid (PFOA)	Perfluorooctane sulfonic acid (PFOS)	Perfluorohexane sulfonic acid (PFHxS)	Sum of PFHxS and PFOS	Sum of PFAS	Perfluorobutane sulfonic acid (PFBS)	Perfluoropentane sulfonic acid (PFPeS)	Perfluoroheptane sulfonic acid (PFHpS)	Perfluorodecane sulfonic acid (PFDS)	Perfluorobutanoic acid (PFBA)	Perfluoropentanoic acid (PFPeA)	Perfluorohexanoic acid (PFHxA)	Perfluoroheptanoic acid (PFHpA)	Perfluorononanoic acid (PFNA)	Perfluorodecanoic acid (PFDA)	Perfluoroundecanoic acid (PFUnDA)	Perfluorododecanoic acid (PFDoDA)	Perfluorotridecanoic acid (PFTrDA)	Perfluorotetradecanoic acid (PFTeDA)	4:2 Fluorotelomer sulfonic acid (4:2 FTS)	6:2 Fluorotelomer sulfonic acid (6:2 FTS)	8:2 Fluorotelomer sulfonic acid (8:2 FTS)	10:2 Fluorotelomer sulfonic acid (10:2 FTS)	Perfluorooctane sulfonamide (FOSA)	N-Methyl perfluorooctane sulfonamide (MeFOSA)	N-Methyl perfluorooctane sulfonamidoacetic acid (MeFOSAA)	N-methyl perfluorooctane sulfonamidoethanol (MeFOSE)	N-Ethyl perfluorooctane sulfonamide (EtFOSA)	N-Ethyl perfluorooctane sulfonamidoacetic acid (EtFOSAA)	N-Ethyl perfluorooctane sulfonamidoethanol (EtFOSE)
					µg/L	µg/L	µg/L	µg/L	µg/L	µg/L	µg/L	µg/L	µg/L	µg/L	µg/L	µg/L	µg/L	µg/L	µg/L	µg/L	µg/L	µg/L	µg/L	µg/L	µg/L	µg/L	µg/L	µg/L	µg/L	µg/L	µg/L	µg/L	µg/L	µg/L
LOR					0.001	0.001	0.001	0.001	0.001	0.001	0.001	0.001	0.002	0.002	0.002	0.001	0.001	0.001	0.002	0.002	0.005	0.01	0.02	0.001	0.001	0.002	0.002	0.01	0.02	0.002	0.05	0.02	0.002	0.05
PFAS NEMP 2020 Drinking Water					**0.56**			**0.07**																										
PFAS NEMP 2020 Freshwater 99%					*19*	*0.00023*																												
Location Code	**Date**	**Field ID**	**Sample Type**	**Project ID**																														
MW058	09 Aug 2022	0902_MW058_220809	Normal	NSW_0902_PFASMGMT	**0.65**	*0.05*	5.38	**5.43**	15.6	2.21	2.05	0.11	<0.02	0.4	0.69	3.51	0.59	<0.02	<0.02	<0.02	<0.02	<0.02	<0.05	<0.05	<0.05	<0.05	<0.05	<0.02	<0.05	<0.02	<0.05	<0.05	<0.02	<0.05
MW058	10 Nov 2022	0902_MW058_221110	Normal	NSW_0902_PFASOMP	0.30	*0.26*	2.10	**2.36**	6.65	0.92	0.73	0.06	<0.02	0.2	0.32	1.50	0.26	<0.02	<0.02	<0.02	<0.02	<0.02	<0.05	<0.05	<0.05	<0.05	<0.05	<0.02	<0.05	<0.02	<0.05	<0.05	<0.02	<0.05
MW058	09 May 2023	0902_MW058_230509	Normal	NSW_0902_PFASOMP_23	**0.61**	*0.02*	11.7	**11.7**	25.7	3.47	2.39	0.06	<0.02	0.5	1.11	4.82	1.03	<0.02	<0.02	<0.02	<0.02	<0.02	<0.05	<0.05	<0.05	<0.05	<0.05	<0.02	<0.05	<0.02	<0.05	<0.05	<0.02	<0.05
MW058	20 Nov 2023	0902_MW058_231120	Normal	NSW_0902_PFASOMP_23	**0.71**	*0.06*	11.4	**11.5**	26.4	3.23	3.40	0.04	<0.02	0.7	0.99	4.82	1.10	<0.02	<0.02	<0.02	<0.02	<0.02	<0.05	<0.05	<0.05	<0.05	<0.05	<0.02	<0.05	<0.02	<0.05	<0.05	<0.02	<0.05
MW058	14 Jun 2024	0902_MW058_240614	Normal	NSW_0902_PFASOMP_24	0.46	*0.35*	5.50	**5.85**	15.8	1.99	2.40	0.08	<0.02	0.4	0.66	2.95	0.59	<0.02	<0.02	<0.02	<0.02	<0.02	<0.05	<0.05	<0.05	<0.05	<0.05	<0.02	<0.05	<0.02	<0.05	<0.05	<0.02	<0.05
MW058	14 Jun 2024	0902_QC115_240614	Field_D	NSW_0902_PFASOMP_24	0.50	*0.35*	5.41	**5.76**	16.2	2.02	2.50	0.08	<0.02	0.5	0.65	3.09	0.60	<0.02	<0.02	<0.02	<0.02	<0.02	<0.05	<0.05	<0.05	<0.05	<0.05	<0.02	<0.05	<0.02	<0.05	<0.05	<0.02	<0.05
MW058	14 Jun 2024	0902_QC215_240614	Interlab_D	NSW_0902_PFASOMP_24	0.42	*0.28*	5.9	**6.2**	15	2.1	1.9	0.06	<0.02	0.50	0.60	2.8	0.59	<0.01	<0.02	<0.02	<0.05	<0.1	<0.5	<0.01	<0.01	<0.02	<0.02	<0.1	<0.05	<0.02	<0.05	<0.1	<0.02	<0.5
MW059	05 Nov 2013	BH8-26	Normal	ACTNSW_Hist_202009-2	<0.02	<0.02	-	-	-	-	-	-	-	-	-	-	-	-	-	-	-	-	-	-	-	-	-	-	-	-	-	-	-	-
MW059	03 Jul 2017	0902_MW59_030717	Normal	NSW_0902_PFAS	<0.01	*0.01*	1.96	**1.97**	6.98	2.20	1.21	<0.02	<0.02	<0.1	0.34	1.17	0.09	<0.02	<0.02	<0.02	<0.02	<0.02	<0.05	<0.05	<0.05	<0.05	<0.05	<0.02	<0.05	<0.02	<0.05	<0.05	<0.02	<0.05
MW059	03 Jul 2017	0902_QC101_030717	Field_D	NSW_0902_PFAS	<0.01	*0.01*	1.96	**1.97**	6.99	2.22	1.20	<0.02	<0.02	<0.1	0.33	1.18	0.09	<0.02	<0.02	<0.02	<0.02	<0.02	<0.05	<0.05	<0.05	<0.05	<0.05	<0.02	<0.05	<0.02	<0.05	<0.05	<0.02	<0.05
MW059	14 Nov 2019	0902_MW059_191114	Normal	NSW_0902_PFASOMP	0.06	*0.11*	3.91	**4.02**	14.0	2.72	2.40	<0.02	<0.02	0.3	0.63	3.54	0.32	0.03	0.02	<0.02	<0.02	<0.02	<0.05	<0.05	<0.05	<0.05	<0.05	<0.02	<0.05	<0.02	<0.05	<0.05	<0.02	<0.05
MW059	14 Nov 2019	0902_QC105_191114	Field_D	NSW_0902_PFASOMP	0.07	*0.16*	5.04	**5.20**	17.8	3.68	2.89	<0.02	<0.02	0.2	0.75	4.54	0.40	0.03	0.02	<0.02	<0.02	<0.02	<0.05	<0.05	<0.05	<0.05	<0.05	<0.02	<0.05	<0.02	<0.05	<0.05	<0.02	<0.05
MW059	15 May 2020	0902_MW059_200515	Normal	NSW_0902_PFASOMP	<0.01	<0.01	0.07	0.07	0.18	0.04	0.03	<0.02	<0.02	<0.1	<0.02	0.04	<0.02	<0.02	<0.02	<0.02	<0.02	<0.02	<0.05	<0.05	<0.05	<0.05	<0.05	<0.02	<0.05	<0.02	<0.05	<0.05	<0.02	<0.05
MW059	13 Nov 2020	0902_MW059_201113	Normal	NSW_0902_PFASOMP	0.02	*0.01*	3.34	**3.35**	11.6	2.09	2.02	<0.02	<0.02	0.3	0.50	2.98	0.32	<0.02	<0.02	<0.02	<0.02	<0.02	<0.05	<0.05	<0.05	<0.05	<0.05	<0.02	<0.05	<0.02	<0.05	<0.05	<0.02	<0.05
MW059	07 May 2021	0902_MW059_210507	Normal	NSW_0902_PFASOMP	0.03	*0.07*	3.92	**3.99**	15.5	2.96	2.62	<0.02	<0.02	0.5	0.91	3.98	0.52	<0.02	<0.02	<0.02	<0.02	<0.02	<0.05	<0.05	<0.05	<0.05	<0.05	<0.02	<0.05	<0.02	<0.05	<0.05	<0.02	<0.05
MW059	29 Nov 2021	0902_MW059_211129	Normal	NSW_0902_PFASOMP	0.02	*0.08*	2.68	**2.76**	12.2	3.07	1.77	<0.02	<0.02	0.4	0.61	3.28	0.29	<0.02	<0.02	<0.02	<0.02	<0.02	<0.05	<0.05	<0.05	<0.05	<0.05	<0.02	<0.05	<0.02	<0.05	<0.05	<0.02	<0.05
MW059	31 May 2022	0902_MW059_220531	Normal	NSW_0902_PFASOMP	0.03	*0.04*	3.81	**3.85**	13.1	2.72	2.38	<0.02	<0.02	0.4	0.43	2.92	0.37	<0.02	<0.02	<0.02	<0.02	<0.02	<0.05	<0.05	<0.05	<0.05	<0.05	<0.02	<0.05	<0.02	<0.05	<0.05	<0.02	<0.05
MW059	07 Nov 2022	0902_MW059_221107	Normal	NSW_0902_PFASOMP	0.03	*0.10*	5.01	**5.11**	17.6	3.52	2.90	<0.02	<0.02	0.6	0.80	4.22	0.47	<0.02	<0.02	<0.02	<0.02	<0.02	<0.05	<0.05	<0.05	<0.05	<0.05	<0.02	<0.05	<0.02	<0.05	<0.05	<0.02	<0.05
MW059	07 Nov 2022	0902_QC205_221107	Interlab_D	NSW_0902_PFASOMP	0.02	*0.07*	4.3	**4.3**	15	3.0	2.8	<0.01	<0.02	0.53	0.66	2.9	0.40	<0.01	<0.02	<0.02	<0.05	<0.1	<0.5	<0.01	0.01	<0.02	<0.02	<0.1	<0.05	<0.02	<0.05	<0.1	<0.02	<0.5
MW059	09 May 2023	0902_MW059_230509	Normal	NSW_0902_PFASOMP_23	0.03	*0.06*	5.98	**6.04**	19.9	4.54	2.64	<0.02	<0.02	0.5	1.08	4.49	0.58	<0.02	<0.02	<0.02	<0.02	<0.02	<0.05	<0.05	<0.05	<0.05	<0.05	<0.02	<0.05	<0.02	<0.05	<0.05	<0.02	<0.05
MW059	21 Nov 2023	0902_MW059_231121	Normal	NSW_0902_PFASOMP_23	0.06	*0.10*	5.52	**5.62**	16.8	2.80	2.97	<0.02	<0.02	0.4	0.68	3.70	0.62	<0.02	<0.02	<0.02	<0.02	<0.02	<0.05	<0.05	<0.05	<0.05	<0.05	<0.02	<0.05	<0.02	<0.05	<0.05	<0.02	<0.05
MW059	24 May 2024	0902_MW059_240524	Normal	NSW_0902_PFASOMP_24	0.07	*0.06*	6.83	**6.89**	20.4	2.96	3.50	<0.02	<0.02	0.5	0.75	4.23	0.62	<0.02	<0.02	<0.02	<0.02	<0.02	<0.05	<0.05	<0.05	<0.05	<0.05	<0.02	<0.05	<0.02	<0.05	<0.05	<0.02	<0.05
MW060	05 Jul 2017	0902_MW60_050717	Normal	NSW_0902_PFAS	0.10	*0.73*	2.98	**3.71**	4.81	0.24	0.36	0.09	<0.02	<0.1	<0.02	0.25	0.06	<0.02	<0.02	<0.02	<0.02	<0.02	<0.05	<0.05	<0.05	<0.05	<0.05	<0.02	<0.05	<0.02	<0.05	<0.05	<0.02	<0.05
MW060	14 Nov 2019	0902_MW060_191114	Normal	NSW_0902_PFASOMP	0.09	*0.44*	1.94	**2.38**	3.35	0.17	0.23	0.07	<0.02	<0.1	0.06	0.31	0.04	<0.02	<0.02	<0.02	<0.02	<0.02	<0.05	<0.05	<0.05	<0.05	<0.05	<0.02	<0.05	<0.02	<0.05	<0.05	<0.02	<0.05
MW060	12 May 2020	0902_MW060_200512	Normal	NSW_0902_PFASOMP	0.10	*0.52*	2.20	**2.72**	3.77	0.19	0.23	0.09	<0.02	<0.1	0.06	0.33	0.05	<0.02	<0.02	<0.02	<0.02	<0.02	<0.05	<0.05	<0.05	<0.05	<0.05	<0.02	<0.05	<0.02	<0.05	<0.05	<0.02	<0.05
MW060	11 Nov 2020	0902_MW060_201111	Normal	NSW_0902_PFASOMP	0.07	*0.44*	1.65	**2.09**	2.95	0.14	0.23	0.07	<0.02	<0.1	0.05	0.26	0.04	<0.02	<0.02	<0.02	<0.02	<0.02	<0.05	<0.05	<0.05	<0.05	<0.05	<0.02	<0.05	<0.02	<0.05	<0.05	<0.02	<0.05
MW060	04 May 2021	0902_MW060_210504	Normal	NSW_0902_PFASOMP	0.10	*0.54*	2.04	**2.58**	3.66	0.19	0.25	0.08	<0.02	<0.1	0.07	0.34	0.05	<0.02	<0.02	<0.02	<0.02	<0.02	<0.05	<0.05	<0.05	<0.05	<0.05	<0.02	<0.05	<0.02	<0.05	<0.05	<0.02	<0.05
MW060	04 May 2021	0902_QC201_210504	Interlab_D	NSW_0902_PFASOMP	0.075	*0.4*	1.9	**2.3**	2.375	0.18	0.21	0.045	<0.01	<0.05	0.059	0.27	0.039	<0.01	<0.01	<0.01	<0.01	<0.02	<0.02	<0.01	<0.01	<0.01	<0.01	<0.01	<0.02	<0.01	<0.05	<0.02	<0.01	<0.05
MW060	24 Nov 2021	0902_MW060_211124	Normal	NSW_0902_PFASOMP	0.05	*0.23*	0.45	**0.68**	0.95	0.05	0.04	0.02	<0.02	<0.1	<0.02	0.09	0.02	<0.02	<0.02	<0.02	<0.02	<0.02	<0.05	<0.05	<0.05	<0.05	<0.05	<0.02	<0.05	<0.02	<0.05	<0.05	<0.02	<0.05
MW060	25 May 2022	0902_MW060_220525	Normal	NSW_0902_PFASOMP	0.08	*0.39*	1.58	**1.97**	2.79	0.16	0.20	0.06	<0.02	<0.1	0.04	0.24	0.04	<0.02	<0.02	<0.02	<0.02	<0.02	<0.05	<0.05	<0.05	<0.05	<0.05	<0.02	<0.05	<0.02	<0.05	<0.05	<0.02	<0.05
MW060	07 Nov 2022	0902_MW060_221107	Normal	NSW_0902_PFASOMP	0.04	*0.23*	0.18	**0.41**	0.55	<0.02	<0.02	<0.02	<0.02	<0.1	0.03	0.07	<0.02	<0.02	<0.02	<0.02	<0.02	<0.02	<0.05	<0.05	<0.05	<0.05	<0.05	<0.02	<0.05	<0.02	<0.05	<0.05	<0.02	<0.05
MW060	07 Nov 2022	0902_QC107_221107	Field_D	NSW_0902_PFASOMP	0.04	*0.14*	0.16	**0.30**	0.43	<0.02	<0.02	<0.02	<0.02	<0.1	0.03	0.06	<0.02	<0.02	<0.02	<0.02	<0.02	<0.02	<0.05	<0.05	<0.05	<0.05	<0.05	<0.02	<0.05	<0.02	<0.05	<0.05	<0.02	<0.05
MW060	07 Nov 2022	0902_QC207_221107	Interlab_D	NSW_0902_PFASOMP	0.03	*0.14*	0.16	**0.31**	0.55	0.02	0.02	0.01	<0.02	0.06	0.03	0.05	0.02	<0.01	<0.02	<0.02	<0.05	<0.1	<0.5	<0.01	<0.01	<0.02	<0.02	<0.1	<0.05	<0.02	<0.05	<0.1	<0.02	<0.5
MW060	09 May 2023	0902_MW060_230509	Normal	NSW_0902_PFASOMP_23	0.04	*0.21*	0.87	**1.08**	1.57	0.10	0.10	0.03	<0.02	<0.1	0.04	0.16	0.02	<0.02	<0.02	<0.02	<0.02	<0.02	<0.05	<0.05	<0.05	<0.05	<0.05	<0.02	<0.05	<0.02	<0.05	<0.05	<0.02	<0.05
MW060	23 Nov 2023	0902_MW060_231123	Normal	NSW_0902_PFASOMP_23	0.02	*0.18*	0.49	**0.67**	0.90	0.05	0.06	0.02	<0.02	<0.1	<0.02	0.08	<0.02	<0.02	<0.02	<0.02	<0.02	<0.02	<0.05	<0.05	<0.05	<0.05	<0.05	<0.02	<0.05	<0.02	<0.05	<0.05	<0.02	<0.05
MW060	23 Nov 2023	0902_QC105_231123	Field_D	NSW_0902_PFASOMP_23	0.02	*0.16*	0.46	**0.62**	0.83	0.05	0.05	<0.02	<0.02	<0.1	<0.02	0.09	<0.02	<0.02	<0.02	<0.02	<0.02	<0.02	<0.05	<0.05	<0.05	<0.05	<0.05	<0.02	<0.05	<0.02	<0.05	<0.05	<0.02	<0.05
MW060	23 Nov 2023	0902_QC205_231123	Interlab_D	NSW_0902_PFASOMP_23	0.02	*0.19*	0.61	**0.79**	1.1	0.07	0.07	0.01	<0.02	0.03	0.02	0.11	0.02	<0.01	<0.02	<0.02	<0.05	<0.1	<0.5	<0.01	<0.01	<0.02	<0.02	<0.1	<0.05	<0.02	<0.05	<0.1	<0.02	<0.5
MW060	20 May 2024	0902_MW060_240520	Normal	NSW_0902_PFASOMP_24	0.05	*0.41*	1.07	**1.48**	2.17	0.12	0.15	0.04	<0.02	<0.1	0.04	0.20	0.03	<0.02	<0.02	<0.02	<0.02	<0.02	<0.05	<0.05	<0.05	<0.05	<0.05	<0.02	<0.05	<0.02	<0.05	<0.05	<0.02	<0.05
MW061	05 Jul 2017	0902_MW61_050717	Normal	NSW_0902_PFAS	0.10	*1.02*	1.43	**2.45**	3.05	0.12	0.12	0.04	<0.02	<0.1	<0.02	0.13	0.09	<0.02	<0.02	<0.02	<0.02	<0.02	<0.05	<0.05	<0.05	<0.05	<0.05	<0.02	<0.05	<0.02	<0.05	<0.05	<0.02	<0.05
MW061	14 Nov 2019	0902_MW061_191114	Normal	NSW_0902_PFASOMP	0.15	*1.30*	2.31	**3.61**	4.93	0.24	0.26	0.11	<0.02	<0.1	0.10	0.40	0.06	<0.02	<0.02	<0.02	<0.02	<0.02	<0.05	<0.05	<0.05	<0.05	<0.05	<0.02	<0.05	<0.02	<0.05	<0.05	<0.02	<0.05
MW061	12 May 2020	0902_MW061_200512	Normal	NSW_0902_PFASOMP	0.06	*0.61*	0.86	**1.47**	2.10	0.15	0.06	0.04	<0.02	<0.1	0.10	0.18	0.04	<0.02	<0.02	<0.02	<0.02	<0.02	<0.05	<0.05	<0.05	<0.05	<0.05	<0.02	<0.05	<0.02	<0.05	<0.05	<0.02	<0.05
MW061	11 Nov 2020	0902_MW061_201111	Normal	NSW_0902_PFASOMP	0.03	*0.38*	0.32	**0.70**	0.94	0.04	0.03	<0.02	<0.02	<0.1	0.04	0.07	0.03	<0.02	<0.02	<0.02	<0.02	<0.02	<0.05	<0.05	<0.05	<0.05	<0.05	<0.02	<0.05	<0.02	<0.05	<0.05	<0.02	<0.05

					PFAS					PFAS - Perfluoroalkyl Sulfonic Acids				PFAS - Perfluoroalkyl Carboxylic Acids										PFAS - (n:2) Fluorotelomer Sulfonic Acids				PFAS - Perfluoroalkyl Sulfonamides						
					Perfluorooctanoic acid (PFOA)	Perfluorooctane sulfonic acid (PFOS)	Perfluorohexane sulfonic acid (PFHxS)	Sum of PFHxS and PFOS	Sum of PFAS	Perfluorobutane sulfonic acid (PFBS)	Perfluoropentane sulfonic acid (PFPeS)	Perfluoroheptane sulfonic acid (PFHpS)	Perfluorodecane sulfonic acid (PFDS)	Perfluorobutanoic acid (PFBA)	Perfluoropentanoic acid (PFPeA)	Perfluorohexanoic acid (PFHxA)	Perfluoroheptanoic acid (PFHpA)	Perfluorononanoic acid (PFNA)	Perfluorodecanoic acid (PFDA)	Perfluoroundecanoic acid (PFUnDA)	Perfluorododecanoic acid (PFDoDA)	Perfluorotridecanoic acid (PFTrDA)	Perfluorotetradecanoic acid (PFTeDA)	4:2 Fluorotelomer sulfonic acid (4:2 FTS)	6:2 Fluorotelomer sulfonic acid (6:2 FTS)	8:2 Fluorotelomer sulfonic acid (8:2 FTS)	10:2 Fluorotelomer sulfonic acid (10:2 FTS)	Perfluorooctane sulfonamide (FOSA)	N-Methyl perfluorooctane sulfonamide (MeFOSA)	N-Methyl perfluorooctane sulfonamidoacetic acid (MeFOSAA)	N-methyl perfluorooctane sulfonamidoethanol (MeFOSE)	N-Ethyl perfluorooctane sulfonamide (EtFOSA)	N-Ethyl perfluorooctane sulfonamidoacetic acid (EtFOSAA)	N-Ethyl perfluorooctane sulfonamidoethanol (EtFOSE)
					µg/L	µg/L	µg/L	µg/L	µg/L	µg/L	µg/L	µg/L	µg/L	µg/L	µg/L	µg/L	µg/L	µg/L	µg/L	µg/L	µg/L	µg/L	µg/L	µg/L	µg/L	µg/L	µg/L	µg/L	µg/L	µg/L	µg/L	µg/L	µg/L	µg/L
LOR					0.001	0.001	0.001	0.001	0.001	0.001	0.001	0.001	0.002	0.002	0.002	0.001	0.001	0.001	0.002	0.002	0.005	0.01	0.02	0.001	0.001	0.002	0.002	0.01	0.02	0.002	0.05	0.02	0.002	0.05
PFAS NEMP 2020 Drinking Water					**0.56**			**0.07**																										
PFAS NEMP 2020 Freshwater 99%					*19*	*0.00023*																												
Location Code	**Date**	**Field ID**	**Sample Type**	**Project ID**																														
MW061	04 May 2021	0902_MW061_210504	Normal	NSW_0902_PFASOMP	0.04	*0.71*	0.37	**1.08**	1.59	0.06	0.04	<0.02	<0.02	<0.1	0.23	0.10	0.04	<0.02	<0.02	<0.02	<0.02	<0.02	<0.05	<0.05	<0.05	<0.05	<0.05	<0.02	<0.05	<0.02	<0.05	<0.05	<0.02	<0.05
MW061	24 Nov 2021	0902_MW061_211124	Normal	NSW_0902_PFASOMP	0.04	*0.27*	0.41	**0.68**	1.08	0.07	0.04	<0.02	<0.02	<0.1	0.08	0.14	0.03	<0.02	<0.02	<0.02	<0.02	<0.02	<0.05	<0.05	<0.05	<0.05	<0.05	<0.02	<0.05	<0.02	<0.05	<0.05	<0.02	<0.05
MW061	25 May 2022	0902_MW061_220525	Normal	NSW_0902_PFASOMP	0.05	*0.34*	0.37	**0.71**	1.07	0.06	0.04	<0.02	<0.02	<0.1	0.06	0.11	0.04	<0.02	<0.02	<0.02	<0.02	<0.02	<0.05	<0.05	<0.05	<0.05	<0.05	<0.02	<0.05	<0.02	<0.05	<0.05	<0.02	<0.05
MW061	07 Nov 2022	0902_MW061_221107	Normal	NSW_0902_PFASOMP	0.06	*0.40*	0.48	**0.88**	1.34	0.06	0.05	<0.02	<0.02	<0.1	0.08	0.16	0.05	<0.02	<0.02	<0.02	<0.02	<0.02	<0.05	<0.05	<0.05	<0.05	<0.05	<0.02	<0.05	<0.02	<0.05	<0.05	<0.02	<0.05
MW061	09 May 2023	0902_MW061_230509	Normal	NSW_0902_PFASOMP_23	0.05	*0.21*	0.39	**0.60**	0.97	0.07	0.04	<0.02	<0.02	<0.1	0.08	0.10	0.03	<0.02	<0.02	<0.02	<0.02	<0.02	<0.05	<0.05	<0.05	<0.05	<0.05	<0.02	<0.05	<0.02	<0.05	<0.05	<0.02	<0.05
MW061	23 Nov 2023	0902_MW061_231123	Normal	NSW_0902_PFASOMP_23	0.04	*0.20*	0.40	**0.60**	0.91	0.06	0.05	<0.02	<0.02	<0.1	0.04	0.09	0.03	<0.02	<0.02	<0.02	<0.02	<0.02	<0.05	<0.05	<0.05	<0.05	<0.05	<0.02	<0.05	<0.02	<0.05	<0.05	<0.02	<0.05
MW061	21 May 2024	0902_MW061_240521	Normal	NSW_0902_PFASOMP_24	0.03	*0.31*	0.47	**0.78**	1.09	0.10	0.07	<0.02	<0.02	<0.1	0.02	0.04	<0.02	<0.02	<0.02	<0.02	<0.02	<0.02	<0.05	<0.05	<0.05	<0.05	<0.05	<0.02	<0.05	<0.02	<0.05	<0.05	<0.02	<0.05
MW062	05 Jul 2017	0902_MW62_050717	Normal	NSW_0902_PFAS	0.01	*0.51*	0.31	**0.82**	0.92	0.02	0.03	<0.02	<0.02	<0.1	<0.02	0.04	<0.02	<0.02	<0.02	<0.02	<0.02	<0.02	<0.05	<0.05	<0.05	<0.05	<0.05	<0.02	<0.05	<0.02	<0.05	<0.05	<0.02	<0.05
MW062	05 Jul 2017	0902_QC203_050717	Interlab_D	NSW_0902_PFAS	<0.01	*0.08*	0.14	**0.22**	0.22	0.03	0.05	<0.01	<0.02	<0.02	<0.02	0.03	<0.01	<0.01	<0.02	<0.02	<0.05	<0.1	<0.5	<0.01	<0.01	<0.01	<0.01	<0.1	<0.05	<0.02	<0.05	<0.1	<0.02	<0.5
MW062	14 Nov 2019	0902_MW062_191114	Normal	NSW_0902_PFASOMP	<0.05	*0.28*	0.20	**0.48**	0.48	<0.05	<0.05	<0.05	<0.05	<0.2	<0.05	<0.05	<0.05	<0.05	<0.05	<0.05	<0.05	<0.05	<0.12	<0.05	<0.05	<0.05	<0.05	<0.05	<0.12	<0.05	<0.12	<0.12	<0.05	<0.12
MW062	12 May 2020	0902_MW062_200512	Normal	NSW_0902_PFASOMP	0.01	*0.64*	0.31	**0.95**	1.08	<0.02	0.02	0.02	<0.02	<0.1	0.03	0.05	<0.02	<0.02	<0.02	<0.02	<0.02	<0.02	<0.05	<0.05	<0.05	<0.05	<0.05	<0.02	<0.05	<0.02	<0.05	<0.05	<0.02	<0.05
MW062	11 Nov 2020	0902_MW062_201111	Normal	NSW_0902_PFASOMP	0.01	*0.43*	0.23	**0.66**	0.76	<0.02	<0.02	<0.02	<0.02	<0.1	0.04	0.05	<0.02	<0.02	<0.02	<0.02	<0.02	<0.02	<0.05	<0.05	<0.05	<0.05	<0.05	<0.02	<0.05	<0.02	<0.05	<0.05	<0.02	<0.05
MW062	04 May 2021	0902_MW062_210504	Normal	NSW_0902_PFASOMP	<0.01	*0.30*	0.14	**0.44**	0.44	<0.02	<0.02	<0.02	<0.02	<0.1	<0.02	<0.02	<0.02	<0.02	<0.02	<0.02	<0.02	<0.02	<0.05	<0.05	<0.05	<0.05	<0.05	<0.02	<0.05	<0.02	<0.05	<0.05	<0.02	<0.05
MW062	22 Nov 2021	0902_MW062_211122	Normal	NSW_0902_PFASOMP	<0.01	*0.28*	0.14	**0.42**	0.46	<0.02	<0.02	<0.02	<0.02	<0.1	0.02	0.02	<0.02	<0.02	<0.02	<0.02	<0.02	<0.02	<0.05	<0.05	<0.05	<0.05	<0.05	<0.02	<0.05	<0.02	<0.05	<0.05	<0.02	<0.05
MW062	27 May 2022	0902_MW062_220527	Normal	NSW_0902_PFASOMP	<0.01	*0.33*	0.07	**0.40**	0.49	<0.02	<0.02	<0.02	<0.02	<0.1	0.04	0.05	<0.02	<0.02	<0.02	<0.02	<0.02	<0.02	<0.05	<0.05	<0.05	<0.05	<0.05	<0.02	<0.05	<0.02	<0.05	<0.05	<0.02	<0.05
MW062	03 Nov 2022	0902_MW062_221103	Normal	NSW_0902_PFASOMP	<0.01	*0.57*	0.12	**0.69**	0.88	<0.02	<0.02	<0.02	<0.02	<0.1	0.10	0.07	0.02	<0.02	<0.02	<0.02	<0.02	<0.02	<0.05	<0.05	<0.05	<0.05	<0.05	<0.02	<0.05	<0.02	<0.05	<0.05	<0.02	<0.05
MW062	09 May 2023	0902_MW062_230509	Normal	NSW_0902_PFASOMP_23	0.01	*0.58*	0.23	**0.81**	1.22	0.05	<0.02	<0.02	<0.02	<0.1	0.19	0.13	0.03	<0.02	<0.02	<0.02	<0.02	<0.02	<0.05	<0.05	<0.05	<0.05	<0.05	<0.02	<0.05	<0.02	<0.05	<0.05	<0.02	<0.05
MW062	23 Nov 2023	0902_MW062_231123	Normal	NSW_0902_PFASOMP_23	0.01	*0.50*	0.18	**0.68**	0.83	<0.02	<0.02	<0.02	<0.02	<0.1	0.07	0.07	<0.02	<0.02	<0.02	<0.02	<0.02	<0.02	<0.05	<0.05	<0.05	<0.05	<0.05	<0.02	<0.05	<0.02	<0.05	<0.05	<0.02	<0.05
MW062	20 May 2024	0902_MW062_240520	Normal	NSW_0902_PFASOMP_24	<0.01	*0.31*	0.17	**0.48**	0.88	<0.02	<0.02	<0.02	<0.02	<0.1	0.21	0.14	0.05	<0.02	<0.02	<0.02	<0.02	<0.02	<0.05	<0.05	<0.05	<0.05	<0.05	<0.02	<0.05	<0.02	<0.05	<0.05	<0.02	<0.05
MW063	05 Jul 2017	0902_MW63_050717	Normal	NSW_0902_PFAS	**1.08**	*1.47*	20.0	**21.5**	36.2	4.92	2.96	1.16	<0.02	<0.1	0.94	3.33	0.33	<0.02	<0.02	<0.02	<0.02	<0.02	<0.05	<0.05	<0.05	<0.05	<0.05	<0.02	<0.05	<0.02	<0.05	<0.05	<0.02	<0.05
MW063	05 Jul 2017	0902_QC204_050717	Interlab_D	NSW_0902_PFAS	**0.65**	*1.6*	19	**20.6**	21.25	5.8	6.0	1.6	<0.02	<0.2	0.31	3.4	0.24	<0.01	<0.02	<0.02	<0.05	<0.1	<0.5	<0.01	0.02	<0.01	<0.01	<0.1	<0.05	<0.02	<0.05	<0.1	<0.02	<0.5
MW063	14 Nov 2019	0902_MW063_191114	Normal	NSW_0902_PFASOMP	**0.58**	*1.51*	9.40	**10.9**	18.4	1.60	1.60	0.57	<0.02	0.2	0.42	2.26	0.26	<0.02	<0.02	<0.02	<0.02	<0.02	<0.05	<0.05	<0.05	<0.05	<0.05	<0.02	<0.05	<0.02	<0.05	<0.05	<0.02	<0.05
MW063	12 May 2020	0902_MW063_200512	Normal	NSW_0902_PFASOMP	**0.63**	*1.37*	8.22	**9.59**	18.0	1.78	1.68	0.74	<0.02	0.3	0.48	2.49	0.33	<0.02	<0.02	<0.02	<0.02	<0.02	<0.05	<0.05	<0.05	<0.05	<0.05	<0.02	<0.05	<0.02	<0.05	<0.05	<0.02	<0.05
MW063	11 Nov 2020	0902_MW063_201111	Normal	NSW_0902_PFASOMP	0.39	*1.68*	7.31	**8.99**	14.6	1.12	1.22	0.48	<0.02	0.2	0.32	1.63	0.21	<0.02	<0.02	<0.02	<0.02	<0.02	<0.05	<0.05	<0.05	<0.05	<0.05	<0.02	<0.05	<0.02	<0.05	<0.05	<0.02	<0.05
MW063	04 May 2021	0902_MW063_210504	Normal	NSW_0902_PFASOMP	0.54	*2.76*	6.74	**9.50**	18.0	1.95	1.83	0.83	<0.02	0.3	0.46	2.33	0.29	<0.02	<0.02	<0.02	<0.02	<0.02	<0.05	<0.05	<0.05	<0.05	<0.05	<0.02	<0.05	<0.02	<0.05	<0.05	<0.02	<0.05
MW063	22 Nov 2021	0902_MW063_211122	Normal	NSW_0902_PFASOMP	0.05	*0.22*	1.06	**1.28**	2.80	0.36	0.24	0.02	<0.02	<0.1	0.17	0.60	0.08	<0.02	<0.02	<0.02	<0.02	<0.02	<0.05	<0.05	<0.05	<0.05	<0.05	<0.02	<0.05	<0.02	<0.05	<0.05	<0.02	<0.05
MW063	27 May 2022	0902_MW063_220527	Normal	NSW_0902_PFASOMP	0.46	*2.49*	7.26	**9.75**	16.8	1.43	1.54	0.41	<0.02	0.3	0.36	2.19	0.35	<0.02	<0.02	<0.02	<0.02	<0.02	<0.05	<0.05	<0.05	<0.05	<0.05	<0.02	<0.05	<0.02	<0.05	<0.05	<0.02	<0.05
MW063	03 Nov 2022	0902_MW063_221103	Normal	NSW_0902_PFASOMP	0.55	*4.43*	11.2	**15.6**	25.5	1.66	2.28	0.65	<0.02	0.4	0.65	3.20	0.45	<0.02	<0.02	<0.02	<0.02	<0.02	<0.05	<0.05	<0.05	<0.05	<0.05	<0.02	<0.05	<0.02	<0.05	<0.05	<0.02	<0.05
MW063	09 May 2023	0902_MW063_230509	Normal	NSW_0902_PFASOMP_23	0.56	*0.62*	8.74	**9.36**	17.6	1.69	1.13	0.21	<0.02	0.2	0.79	3.06	0.49	<0.02	<0.02	<0.02	<0.02	<0.02	<0.05	<0.05	0.12	<0.05	<0.05	<0.02	<0.05	<0.02	<0.05	<0.05	<0.02	<0.05
MW063	09 May 2023	0902_QC104_230509	Field_D	NSW_0902_PFASOMP_23	**0.95**	*1.28*	12.6	**13.9**	25.7	1.68	2.42	0.38	<0.02	0.4	0.91	4.19	0.70	<0.02	<0.02	<0.02	<0.02	<0.02	<0.05	<0.05	0.21	<0.05	<0.05	<0.02	<0.05	<0.02	<0.05	<0.05	<0.02	<0.05
MW063	09 May 2023	0902_QC204_230509	Interlab_D	NSW_0902_PFASOMP_23	**0.78**	*1.1*	12	**13**	23	1.7	2.0	0.37	<0.02	0.59	0.97	3.5	0.53	<0.01	<0.02	<0.02	<0.05	<0.1	<0.5	<0.01	0.16	<0.02	<0.02	<0.1	<0.05	<0.02	<0.05	<0.1	<0.02	<0.5
MW063	23 Nov 2023	0902_MW063_231123	Normal	NSW_0902_PFASOMP_23	**1.37**	*2.46*	16.6	**19.1**	35.1	2.69	2.95	0.49	<0.02	0.6	1.23	5.40	1.02	<0.02	<0.02	<0.02	<0.02	<0.02	<0.05	<0.05	0.33	<0.05	<0.05	<0.02	<0.05	<0.02	<0.05	<0.05	<0.02	<0.05
MW063	20 May 2024	0902_MW063_240520	Normal	NSW_0902_PFASOMP_24	**1.06**	*1.71*	11.2	**12.9**	26.7	2.28	2.77	0.38	<0.02	0.6	1.23	3.70	0.88	<0.02	<0.02	<0.02	<0.02	<0.02	<0.05	<0.05	0.14	<0.05	<0.05	<0.02	<0.05	<0.02	<0.05	<0.05	<0.02	<0.05
MW063	20 May 2024	0902_QC101_240520	Field_D	NSW_0902_PFASOMP_24	**1.11**	*1.74*	9.73	**11.5**	25.6	2.07	2.80	0.34	<0.02	0.5	1.06	4.52	0.66	<0.02	<0.02	<0.02	<0.02	<0.02	<0.05	<0.05	0.16	<0.05	<0.05	<0.02	<0.05	<0.02	<0.05	<0.05	<0.02	<0.05
MW063	20 May 2024	0902_QC201_240520	Interlab_D	NSW_0902_PFASOMP_24	**1.0**	*2.0*	16	**18**	32	2.4	2.4	0.53	<0.02	0.73	1.2	5.1	0.86	<0.01	<0.02	<0.02	<0.05	<0.1	<0.5	<0.01	0.17	<0.02	<0.02	<0.1	<0.05	<0.02	<0.05	<0.1	<0.02	<0.5
MW064	04 Jul 2017	0902_MW64_040717	Normal	NSW_0902_PFAS	<0.01	*0.22*	0.76	**0.98**	3.98	0.16	0.12	0.02	<0.02	2.7	<0.02	<0.02	<0.02	<0.02	<0.02	<0.02	<0.02	<0.02	<0.05	<0.05	<0.05	<0.05	<0.05	<0.02	<0.05	<0.02	<0.05	<0.05	<0.02	<0.05
MW064	13 Nov 2019	0902-MW064_191113	Normal	NSW_0902_PFASOMP	0.02	*0.27*	0.89	**1.16**	1.45	0.10	0.10	0.04	<0.02	<0.1	<0.02	0.03	<0.02	<0.02	<0.02	<0.02	<0.02	<0.02	<0.05	<0.05	<0.05	<0.05	<0.05	<0.02	<0.05	<0.02	<0.05	<0.05	<0.02	<0.05
MW064	11 May 2020	0902_MW064_200511	Normal	NSW_0902_PFASOMP	0.02	*0.30*	0.84	**1.14**	1.43	0.09	0.12	0.03	<0.02	<0.1	<0.02	0.03	<0.02	<0.02	<0.02	<0.02	<0.02	<0.02	<0.05	<0.05	<0.05	<0.05	<0.05	<0.02	<0.05	<0.02	<0.05	<0.05	<0.02	<0.05
MW064	10 Nov 2020	0902_MW064_201110	Normal	NSW_0902_PFASOMP	0.01	*0.24*	0.68	**0.92**	1.14	0.07	0.09	0.03	<0.02	<0.1	<0.02	0.02	<0.02	<0.02	<0.02	<0.02	<0.02	<0.02	<0.05	<0.05	<0.05	<0.05	<0.05	<0.02	<0.05	<0.02	<0.05	<0.05	<0.02	<0.05
MW064	04 May 2021	0902_MW064_210504	Normal	NSW_0902_PFASOMP	0.02	*0.34*	0.94	**1.28**	1.66	0.15	0.13	0.04	<0.02	<0.1	<0.02	0.04	<0.02	<0.02	<0.02	<0.02	<0.02	<0.02	<0.05	<0.05	<0.05	<0.05	<0.05	<0.02	<0.05	<0.02	<0.05	<0.05	<0.02	<0.05
MW064	22 Nov 2021	0902_MW064_211122	Normal	NSW_0902_PFASOMP	0.01	*0.14*	0.38	**0.52**	0.85	0.23	0.06	<0.02	<0.02	<0.1	<0.02	0.03	<0.02	<0.02	<0.02	<0.02	<0.02	<0.02	<0.05	<0.05	<0.05	<0.05	<0.05	<0.02	<0.05	<0.02	<0.05	<0.05	<0.02	<0.05
MW064	24 May 2022	0902_MW064_220524	Normal	NSW_0902_PFASOMP	0.02	*0.30*	0.71	**1.01**	1.27	0.08	0.10	0.04	<0.02	<0.1	<0.02	0.02	<0.02	<0.02	<0.02	<0.02	<0.02	<0.02	<0.05	<0.05	<0.05	<0.05	<0.05	<0.02	<0.05	<0.02	<0.05	<0.05	<0.02	<0.05

					PFAS					PFAS - Perfluoroalkyl Sulfonic Acids				PFAS - Perfluoroalkyl Carboxylic Acids										PFAS - (n:2) Fluorotelomer Sulfonic Acids				PFAS - Perfluoroalkyl Sulfonamides						
					Perfluorooctanoic acid (PFOA)	Perfluorooctane sulfonic acid (PFOS)	Perfluorohexane sulfonic acid (PFHxS)	Sum of PFHxS and PFOS	Sum of PFAS	Perfluorobutane sulfonic acid (PFBS)	Perfluoropentane sulfonic acid (PFPeS)	Perfluoroheptane sulfonic acid (PFHpS)	Perfluorodecane sulfonic acid (PFDS)	Perfluorobutanoic acid (PFBA)	Perfluoropentanoic acid (PFPeA)	Perfluorohexanoic acid (PFHxA)	Perfluoroheptanoic acid (PFHpA)	Perfluorononanoic acid (PFNA)	Perfluorodecanoic acid (PFDA)	Perfluoroundecanoic acid (PFUnDA)	Perfluorododecanoic acid (PFDoDA)	Perfluorotridecanoic acid (PFTrDA)	Perfluorotetradecanoic acid (PFTeDA)	4:2 Fluorotelomer sulfonic acid (4:2 FTS)	6:2 Fluorotelomer sulfonic acid (6:2 FTS)	8:2 Fluorotelomer sulfonic acid (8:2 FTS)	10:2 Fluorotelomer sulfonic acid (10:2 FTS)	Perfluorooctane sulfonamide (FOSA)	N-Methyl perfluorooctane sulfonamide (MeFOSA)	N-Methyl perfluorooctane sulfonamidoacetic acid (MeFOSAA)	N-methyl perfluorooctane sulfonamidoethanol (MeFOSE)	N-Ethyl perfluorooctane sulfonamide (EtFOSA)	N-Ethyl perfluorooctane sulfonamidoacetic acid (EtFOSAA)	N-Ethyl perfluorooctane sulfonamidoethanol (EtFOSE)
					µg/L	µg/L	µg/L	µg/L	µg/L	µg/L	µg/L	µg/L	µg/L	µg/L	µg/L	µg/L	µg/L	µg/L	µg/L	µg/L	µg/L	µg/L	µg/L	µg/L	µg/L	µg/L	µg/L	µg/L	µg/L	µg/L	µg/L	µg/L	µg/L	µg/L
LOR					0.001	0.001	0.001	0.001	0.001	0.001	0.001	0.001	0.002	0.002	0.002	0.001	0.001	0.001	0.002	0.002	0.005	0.01	0.02	0.001	0.001	0.002	0.002	0.01	0.02	0.002	0.05	0.02	0.002	0.05
PFAS NEMP 2020 Drinking Water					**0.56**			**0.07**																										
PFAS NEMP 2020 Freshwater 99%					*19*	*0.00023*																												
Location Code	**Date**	**Field ID**	**Sample Type**	**Project ID**																														
MW064	24 May 2022	0902_QC200_220524	Interlab_D	NSW_0902_PFASOMP	0.02	*0.27*	0.59	**0.86**	1.1	0.08	0.09	0.03	<0.02	0.02	<0.02	0.02	<0.01	<0.01	<0.02	<0.02	<0.05	<0.1	<0.5	<0.01	<0.01	<0.02	<0.02	<0.1	<0.05	<0.02	<0.05	<0.1	<0.02	<0.5
MW064	02 Nov 2022	0902_MW064_221102	Normal	NSW_0902_PFASOMP	0.01	*0.17*	0.36	**0.53**	0.66	0.05	0.05	<0.02	<0.02	<0.1	<0.02	0.02	<0.02	<0.02	<0.02	<0.02	<0.02	<0.02	<0.05	<0.05	<0.05	<0.05	<0.05	<0.02	<0.05	<0.02	<0.05	<0.05	<0.02	<0.05
MW064	09 May 2023	0902_MW064_230509	Normal	NSW_0902_PFASOMP_23	0.01	*0.13*	0.43	**0.56**	0.74	0.09	0.06	0.02	<0.02	<0.1	<0.02	<0.02	<0.02	<0.02	<0.02	<0.02	<0.02	<0.02	<0.05	<0.05	<0.05	<0.05	<0.05	<0.02	<0.05	<0.02	<0.05	<0.05	<0.02	<0.05
MW064	23 Nov 2023	0902_MW064_231123	Normal	NSW_0902_PFASOMP_23	0.01	*0.18*	0.59	**0.77**	0.95	0.07	0.08	0.02	<0.02	<0.1	<0.02	<0.02	<0.02	<0.02	<0.02	<0.02	<0.02	<0.02	<0.05	<0.05	<0.05	<0.05	<0.05	<0.02	<0.05	<0.02	<0.05	<0.05	<0.02	<0.05
MW064	21 May 2024	0902_MW064_240521	Normal	NSW_0902_PFASOMP_24	<0.01	*0.18*	0.19	**0.37**	0.63	<0.02	0.03	<0.02	<0.02	<0.1	<0.02	<0.02	<0.02	<0.02	<0.02	<0.02	<0.02	<0.02	<0.05	<0.05	<0.05	<0.05	<0.05	<0.02	<0.05	<0.02	<0.05	<0.05	<0.02	<0.05
MW065	04 Jul 2017	0902_MW65_040717	Normal	NSW_0902_PFAS	<0.01	*0.05*	0.42	**0.47**	0.59	0.06	0.06	<0.02	<0.02	<0.1	<0.02	<0.02	<0.02	<0.02	<0.02	<0.02	<0.02	<0.02	<0.05	<0.05	<0.05	<0.05	<0.05	<0.02	<0.05	<0.02	<0.05	<0.05	<0.02	<0.05
MW065	13 Nov 2019	0902-MW065_191113	Normal	NSW_0902_PFASOMP	<0.01	*0.03*	0.30	**0.33**	0.40	0.03	0.04	<0.02	<0.02	<0.1	<0.02	<0.02	<0.02	<0.02	<0.02	<0.02	<0.02	<0.02	<0.05	<0.05	<0.05	<0.05	<0.05	<0.02	<0.05	<0.02	<0.05	<0.05	<0.02	<0.05
MW065	11 May 2020	0902_MW065_200511	Normal	NSW_0902_PFASOMP	<0.01	*0.02*	0.24	**0.26**	0.33	0.03	0.04	<0.02	<0.02	<0.1	<0.02	<0.02	<0.02	<0.02	<0.02	<0.02	<0.02	<0.02	<0.05	<0.05	<0.05	<0.05	<0.05	<0.02	<0.05	<0.02	<0.05	<0.05	<0.02	<0.05
MW065	11 May 2020	0902_QC200_200511	Interlab_D	NSW_0902_PFASOMP	<0.01	<0.02	0.2	0.2	0.2	0.028	0.03	<0.01	<0.01	<0.05	<0.02	<0.01	<0.01	<0.01	<0.01	<0.01	<0.01	<0.02	<0.02	<0.01	<0.01	<0.01	<0.01	<0.01	<0.02	<0.01	<0.05	<0.02	<0.01	<0.05
MW065	10 Nov 2020	0902_MW065_201110	Normal	NSW_0902_PFASOMP	<0.01	*0.02*	0.18	**0.20**	0.27	0.04	0.03	<0.02	<0.02	<0.1	<0.02	<0.02	<0.02	<0.02	<0.02	<0.02	<0.02	<0.02	<0.05	<0.05	<0.05	<0.05	<0.05	<0.02	<0.05	<0.02	<0.05	<0.05	<0.02	<0.05
MW065	04 May 2021	0902_MW065_210504	Normal	NSW_0902_PFASOMP	<0.01	*0.02*	0.24	**0.26**	0.34	0.04	0.04	<0.02	<0.02	<0.1	<0.02	<0.02	<0.02	<0.02	<0.02	<0.02	<0.02	<0.02	<0.05	<0.05	<0.05	<0.05	<0.05	<0.02	<0.05	<0.02	<0.05	<0.05	<0.02	<0.05
MW065	22 Nov 2021	0902_MW065_211122	Normal	NSW_0902_PFASOMP	<0.01	*0.01*	0.18	**0.19**	0.26	0.04	0.03	<0.02	<0.02	<0.1	<0.02	<0.02	<0.02	<0.02	<0.02	<0.02	<0.02	<0.02	<0.05	<0.05	<0.05	<0.05	<0.05	<0.02	<0.05	<0.02	<0.05	<0.05	<0.02	<0.05
MW065	22 Nov 2021	0902_QC101_211122	Field_D	NSW_0902_PFASOMP	<0.01	*0.01*	0.25	**0.26**	0.35	0.05	0.04	<0.02	<0.02	<0.1	<0.02	<0.02	<0.02	<0.02	<0.02	<0.02	<0.02	<0.02	<0.05	<0.05	<0.05	<0.05	<0.05	<0.02	<0.05	<0.02	<0.05	<0.05	<0.02	<0.05
MW065	24 May 2022	0902_MW065_220524	Normal	NSW_0902_PFASOMP	<0.01	*0.01*	0.29	**0.30**	0.42	0.07	0.05	<0.02	<0.02	<0.1	<0.02	<0.02	<0.02	<0.02	<0.02	<0.02	<0.02	<0.02	<0.05	<0.05	<0.05	<0.05	<0.05	<0.02	<0.05	<0.02	<0.05	<0.05	<0.02	<0.05
MW065	02 Nov 2022	0902_MW065_221102	Normal	NSW_0902_PFASOMP	<0.01	*0.02*	0.39	**0.41**	0.54	0.06	0.05	<0.02	<0.02	<0.1	<0.02	0.02	<0.02	<0.02	<0.02	<0.02	<0.02	<0.02	<0.05	<0.05	<0.05	<0.05	<0.05	<0.02	<0.05	<0.02	<0.05	<0.05	<0.02	<0.05
MW065	09 May 2023	0902_MW065_230509	Normal	NSW_0902_PFASOMP_23	<0.01	<0.01	0.36	**0.36**	0.49	0.08	0.05	<0.02	<0.02	<0.1	<0.02	<0.02	<0.02	<0.02	<0.02	<0.02	<0.02	<0.02	<0.05	<0.05	<0.05	<0.05	<0.05	<0.02	<0.05	<0.02	<0.05	<0.05	<0.02	<0.05
MW065	23 Nov 2023	0902_MW065_231123	Normal	NSW_0902_PFASOMP_23	<0.01	*0.01*	0.24	**0.25**	0.33	0.04	0.04	<0.02	<0.02	<0.1	<0.02	<0.02	<0.02	<0.02	<0.02	<0.02	<0.02	<0.02	<0.05	<0.05	<0.05	<0.05	<0.05	<0.02	<0.05	<0.02	<0.05	<0.05	<0.02	<0.05
MW065	20 May 2024	0902_MW065_240520	Normal	NSW_0902_PFASOMP_24	<0.01	*0.06*	0.06	**0.12**	0.17	0.02	<0.02	<0.02	<0.02	<0.1	0.03	<0.02	<0.02	<0.02	<0.02	<0.02	<0.02	<0.02	<0.05	<0.05	<0.05	<0.05	<0.05	<0.02	<0.05	<0.02	<0.05	<0.05	<0.02	<0.05
MW066	04 Jul 2017	0902_MW66_040717	Normal	NSW_0902_PFAS	<0.01	*0.18*	0.66	**0.84**	1.09	0.11	0.10	0.02	<0.02	<0.1	<0.02	0.02	<0.02	<0.02	<0.02	<0.02	<0.02	<0.02	<0.05	<0.05	<0.05	<0.05	<0.05	<0.02	<0.05	<0.02	<0.05	<0.05	<0.02	<0.05
MW066	13 Nov 2019	0902-MW066_191113	Normal	NSW_0902_PFASOMP	0.02	*0.35*	0.78	**1.13**	1.42	0.08	0.09	0.04	<0.02	<0.1	<0.02	0.06	<0.02	<0.02	<0.02	<0.02	<0.02	<0.02	<0.05	<0.05	<0.05	<0.05	<0.05	<0.02	<0.05	<0.02	<0.05	<0.05	<0.02	<0.05
MW066	11 May 2020	0902_MW066_200511	Normal	NSW_0902_PFASOMP	0.02	*0.31*	0.73	**1.04**	1.31	0.07	0.10	0.03	<0.02	<0.1	<0.02	0.05	<0.02	<0.02	<0.02	<0.02	<0.02	<0.02	<0.05	<0.05	<0.05	<0.05	<0.05	<0.02	<0.05	<0.02	<0.05	<0.05	<0.02	<0.05
MW066	10 Nov 2020	0902_MW066_201110	Normal	NSW_0902_PFASOMP	0.02	*0.27*	0.65	**0.92**	1.16	0.07	0.08	0.03	<0.02	<0.1	<0.02	0.04	<0.02	<0.02	<0.02	<0.02	<0.02	<0.02	<0.05	<0.05	<0.05	<0.05	<0.05	<0.02	<0.05	<0.02	<0.05	<0.05	<0.02	<0.05
MW066	04 May 2021	0902_MW066_210504	Normal	NSW_0902_PFASOMP	0.02	*0.37*	0.85	**1.22**	1.60	0.13	0.12	0.04	<0.02	<0.1	<0.02	0.07	<0.02	<0.02	<0.02	<0.02	<0.02	<0.02	<0.05	<0.05	<0.05	<0.05	<0.05	<0.02	<0.05	<0.02	<0.05	<0.05	<0.02	<0.05
MW066	22 Nov 2021	0902_MW066_211122	Normal	NSW_0902_PFASOMP	0.02	*0.25*	0.62	**0.87**	1.16	0.11	0.09	0.02	<0.02	<0.1	<0.02	0.05	<0.02	<0.02	<0.02	<0.02	<0.02	<0.02	<0.05	<0.05	<0.05	<0.05	<0.05	<0.02	<0.05	<0.02	<0.05	<0.05	<0.02	<0.05
MW066	24 May 2022	0902_MW066_220524	Normal	NSW_0902_PFASOMP	0.02	*0.41*	0.74	**1.15**	1.45	0.09	0.11	0.04	<0.02	<0.1	<0.02	0.04	<0.02	<0.02	<0.02	<0.02	<0.02	<0.02	<0.05	<0.05	<0.05	<0.05	<0.05	<0.02	<0.05	<0.02	<0.05	<0.05	<0.02	<0.05
MW066	24 May 2022	0902_QC102_220524	Field_D	NSW_0902_PFASOMP	0.02	*0.49*	0.97	**1.46**	1.80	0.10	0.13	0.04	<0.02	<0.1	<0.02	0.05	<0.02	<0.02	<0.02	<0.02	<0.02	<0.02	<0.05	<0.05	<0.05	<0.05	<0.05	<0.02	<0.05	<0.02	<0.05	<0.05	<0.02	<0.05
MW066	02 Nov 2022	0902_MW066_221102	Normal	NSW_0902_PFASOMP	0.02	*0.52*	0.77	**1.29**	1.61	0.10	0.10	0.04	<0.02	<0.1	<0.02	0.06	<0.02	<0.02	<0.02	<0.02	<0.02	<0.02	<0.05	<0.05	<0.05	<0.05	<0.05	<0.02	<0.05	<0.02	<0.05	<0.05	<0.02	<0.05
MW066	09 May 2023	0902_MW066_230509	Normal	NSW_0902_PFASOMP_23	<0.01	*0.02*	0.04	0.06	0.08	<0.02	<0.02	0.02	<0.02	<0.1	<0.02	<0.02	<0.02	<0.02	<0.02	<0.02	<0.02	<0.02	<0.05	<0.05	<0.05	<0.05	<0.05	<0.02	<0.05	<0.02	<0.05	<0.05	<0.02	<0.05
MW066	23 Nov 2023	0902_MW066_231123	Normal	NSW_0902_PFASOMP_23	0.01	*0.19*	0.42	**0.61**	0.75	0.04	0.06	<0.02	<0.02	<0.1	<0.02	0.03	<0.02	<0.02	<0.02	<0.02	<0.02	<0.02	<0.05	<0.05	<0.05	<0.05	<0.05	<0.02	<0.05	<0.02	<0.05	<0.05	<0.02	<0.05
MW066	20 May 2024	0902_MW066_240520	Normal	NSW_0902_PFASOMP_24	0.01	*0.23*	0.37	**0.60**	0.74	0.05	0.06	<0.02	<0.02	<0.1	<0.02	0.02	<0.02	<0.02	<0.02	<0.02	<0.02	<0.02	<0.05	<0.05	<0.05	<0.05	<0.05	<0.02	<0.05	<0.02	<0.05	<0.05	<0.02	<0.05
MW066	20 May 2024	0902_QC102_240520	Field_D	NSW_0902_PFASOMP_24	0.01	*0.19*	0.24	**0.43**	0.51	0.04	0.03	<0.02	<0.02	<0.1	<0.02	<0.02	<0.02	<0.02	<0.02	<0.02	<0.02	<0.02	<0.05	<0.05	<0.05	<0.05	<0.05	<0.02	<0.05	<0.02	<0.05	<0.05	<0.02	<0.05
MW066	20 May 2024	0902_QC202_240520	Interlab_D	NSW_0902_PFASOMP_24	0.01	*0.20*	0.32	**0.52**	0.66	0.04	0.04	0.02	<0.02	<0.02	<0.02	0.03	<0.01	<0.01	<0.02	<0.02	<0.05	<0.1	<0.5	<0.01	<0.01	<0.02	<0.02	<0.1	<0.05	<0.02	<0.05	<0.1	<0.02	<0.5
MW067	05 Jul 2017	0902_MW67_050717	Normal	NSW_0902_PFAS	<0.01	*0.01*	0.02	0.03	0.03	<0.02	<0.02	<0.02	<0.02	<0.1	<0.02	<0.02	<0.02	<0.02	<0.02	<0.02	<0.02	<0.02	<0.05	<0.05	<0.05	<0.05	<0.05	<0.02	<0.05	<0.02	<0.05	<0.05	<0.02	<0.05
MW067	14 Nov 2019	0902_MW067_191114	Normal	NSW_0902_PFASOMP	<0.01	*0.01*	0.03	0.04	0.04	<0.02	<0.02	<0.02	<0.02	<0.1	<0.02	<0.02	<0.02	<0.02	<0.02	<0.02	<0.02	<0.02	<0.05	<0.05	<0.05	<0.05	<0.05	<0.02	<0.05	<0.02	<0.05	<0.05	<0.02	<0.05
MW067	15 May 2020	0902_MW067_200515	Normal	NSW_0902_PFASOMP	<0.01	*0.02*	0.04	0.06	0.06	<0.02	<0.02	<0.02	<0.02	<0.1	<0.02	<0.02	<0.02	<0.02	<0.02	<0.02	<0.02	<0.02	<0.05	<0.05	<0.05	<0.05	<0.05	<0.02	<0.05	<0.02	<0.05	<0.05	<0.02	<0.05
MW067	15 May 2020	0902_QC110_200515	Field_D	NSW_0902_PFASOMP	<0.01	*0.01*	0.03	0.04	0.04	<0.02	<0.02	<0.02	<0.02	<0.1	<0.02	<0.02	<0.02	<0.02	<0.02	<0.02	<0.02	<0.02	<0.05	<0.05	<0.05	<0.05	<0.05	<0.02	<0.05	<0.02	<0.05	<0.05	<0.02	<0.05
MW067	11 Nov 2020	0902_MW067_201111	Normal	NSW_0902_PFASOMP	<0.01	<0.01	0.03	0.03	0.03	<0.02	<0.02	<0.02	<0.02	<0.1	<0.02	<0.02	<0.02	<0.02	<0.02	<0.02	<0.02	<0.02	<0.05	<0.05	<0.05	<0.05	<0.05	<0.02	<0.05	<0.02	<0.05	<0.05	<0.02	<0.05
MW067	05 May 2021	0902_MW067_210505	Normal	NSW_0902_PFASOMP	<0.01	*0.01*	0.03	0.04	0.04	<0.02	<0.02	<0.02	<0.02	<0.1	<0.02	<0.02	<0.02	<0.02	<0.02	<0.02	<0.02	<0.02	<0.05	<0.05	<0.05	<0.05	<0.05	<0.02	<0.05	<0.02	<0.05	<0.05	<0.02	<0.05
MW067	22 Nov 2021	0902_MW067_211122	Normal	NSW_0902_PFASOMP	<0.01	*0.01*	0.03	0.04	0.04	<0.02	<0.02	<0.02	<0.02	<0.1	<0.02	<0.02	<0.02	<0.02	<0.02	<0.02	<0.02	<0.02	<0.05	<0.05	<0.05	<0.05	<0.05	<0.02	<0.05	<0.02	<0.05	<0.05	<0.02	<0.05
MW067	26 May 2022	0902_MW067_220526	Normal	NSW_0902_PFASOMP	<0.01	*0.02*	0.03	0.05	0.05	<0.02	<0.02	<0.02	<0.02	<0.1	<0.02	<0.02	<0.02	<0.02	<0.02	<0.02	<0.02	<0.02	<0.05	<0.05	<0.05	<0.05	<0.05	<0.02	<0.05	<0.02	<0.05	<0.05	<0.02	<0.05
MW067	03 Nov 2022	0902_MW067_221103	Normal	NSW_0902_PFASOMP	<0.01	*0.02*	0.04	0.06	0.06	<0.02	<0.02	<0.02	<0.02	<0.1	<0.02	<0.02	<0.02	<0.02	<0.02	<0.02	<0.02	<0.02	<0.05	<0.05	<0.05	<0.05	<0.05	<0.02	<0.05	<0.02	<0.05	<0.05	<0.02	<0.05
MW067	09 May 2023	0902_MW067_230509	Normal	NSW_0902_PFASOMP_23	<0.01	<0.01	0.03	0.03	0.03	<0.02	<0.02	<0.02	<0.02	<0.1	<0.02	<0.02	<0.02	<0.02	<0.02	<0.02	<0.02	<0.02	<0.05	<0.05	<0.05	<0.05	<0.05	<0.02	<0.05	<0.02	<0.05	<0.05	<0.02	<0.05

					PFAS					PFAS - Perfluoroalkyl Sulfonic Acids				PFAS - Perfluoroalkyl Carboxylic Acids										PFAS - (n:2) Fluorotelomer Sulfonic Acids				PFAS - Perfluoroalkyl Sulfonamides						
					Perfluorooctanoic acid (PFOA)	Perfluorooctane sulfonic acid (PFOS)	Perfluorohexane sulfonic acid (PFHxS)	Sum of PFHxS and PFOS	Sum of PFAS	Perfluorobutane sulfonic acid (PFBS)	Perfluoropentane sulfonic acid (PFPeS)	Perfluoroheptane sulfonic acid (PFHpS)	Perfluorodecane sulfonic acid (PFDS)	Perfluorobutanoic acid (PFBA)	Perfluoropentanoic acid (PFPeA)	Perfluorohexanoic acid (PFHxA)	Perfluoroheptanoic acid (PFHpA)	Perfluorononanoic acid (PFNA)	Perfluorodecanoic acid (PFDA)	Perfluoroundecanoic acid (PFUnDA)	Perfluorododecanoic acid (PFDoDA)	Perfluorotridecanoic acid (PFTrDA)	Perfluorotetradecanoic acid (PFTeDA)	4:2 Fluorotelomer sulfonic acid (4:2 FTS)	6:2 Fluorotelomer sulfonic acid (6:2 FTS)	8:2 Fluorotelomer sulfonic acid (8:2 FTS)	10:2 Fluorotelomer sulfonic acid (10:2 FTS)	Perfluorooctane sulfonamide (FOSA)	N-Methyl perfluorooctane sulfonamide (MeFOSA)	N-Methyl perfluorooctane sulfonamidoacetic acid (MeFOSAA)	N-methyl perfluorooctane sulfonamidoethanol (MeFOSE)	N-Ethyl perfluorooctane sulfonamide (EtFOSA)	N-Ethyl perfluorooctane sulfonamidoacetic acid (EtFOSAA)	N-Ethyl perfluorooctane sulfonamidoethanol (EtFOSE)
					µg/L	µg/L	µg/L	µg/L	µg/L	µg/L	µg/L	µg/L	µg/L	µg/L	µg/L	µg/L	µg/L	µg/L	µg/L	µg/L	µg/L	µg/L	µg/L	µg/L	µg/L	µg/L	µg/L	µg/L	µg/L	µg/L	µg/L	µg/L	µg/L	µg/L
LOR					0.001	0.001	0.001	0.001	0.001	0.001	0.001	0.001	0.002	0.002	0.002	0.001	0.001	0.001	0.002	0.002	0.005	0.01	0.02	0.001	0.001	0.002	0.002	0.01	0.02	0.002	0.05	0.02	0.002	0.05
PFAS NEMP 2020 Drinking Water					**0.56**			**0.07**																										
PFAS NEMP 2020 Freshwater 99%					*19*	*0.00023*																												
Location Code	**Date**	**Field ID**	**Sample Type**	**Project ID**																														
MW067	23 Nov 2023	0902_MW067_231123	Normal	NSW_0902_PFASOMP_23	<0.01	*0.03*	0.03	0.06	0.06	<0.02	<0.02	<0.02	<0.02	<0.1	<0.02	<0.02	<0.02	<0.02	<0.02	<0.02	<0.02	<0.02	<0.05	<0.05	<0.05	<0.05	<0.05	<0.02	<0.05	<0.02	<0.05	<0.05	<0.02	<0.05
MW067	23 Nov 2023	0902_QC106_231123	Field_D	NSW_0902_PFASOMP_23	<0.01	*0.02*	0.03	0.05	0.05	<0.02	<0.02	<0.02	<0.02	<0.1	<0.02	<0.02	<0.02	<0.02	<0.02	<0.02	<0.02	<0.02	<0.05	<0.05	<0.05	<0.05	<0.05	<0.02	<0.05	<0.02	<0.05	<0.05	<0.02	<0.05
MW067	23 Nov 2023	0902_QC206_231123	Interlab_D	NSW_0902_PFASOMP_23	<0.01	<0.01	0.04	0.04	0.06	<0.01	<0.01	<0.01	<0.02	0.03	<0.02	<0.01	<0.01	<0.01	<0.02	<0.02	<0.05	<0.1	<0.5	<0.01	<0.01	<0.02	<0.02	<0.1	<0.05	<0.02	<0.05	<0.1	<0.02	<0.5
MW067	20 May 2024	0902_MW067_240520	Normal	NSW_0902_PFASOMP_24	<0.01	*0.02*	0.04	0.06	0.06	<0.02	<0.02	<0.02	<0.02	<0.1	<0.02	<0.02	<0.02	<0.02	<0.02	<0.02	<0.02	<0.02	<0.05	<0.05	<0.05	<0.05	<0.05	<0.02	<0.05	<0.02	<0.05	<0.05	<0.02	<0.05
MW068	05 Jul 2017	0902_MW68_050717	Normal	NSW_0902_PFAS	0.06	*0.32*	2.00	**2.32**	2.93	0.12	0.22	0.05	<0.02	<0.1	<0.02	0.13	0.03	<0.02	<0.02	<0.02	<0.02	<0.02	<0.05	<0.05	<0.05	<0.05	<0.05	<0.02	<0.05	<0.02	<0.05	<0.05	<0.02	<0.05
MW068	14 Nov 2019	0902_MW068_191114	Normal	NSW_0902_PFASOMP	<0.01	*0.04*	0.24	**0.28**	0.33	<0.02	0.02	<0.02	<0.02	<0.1	<0.02	0.03	<0.02	<0.02	<0.02	<0.02	<0.02	<0.02	<0.05	<0.05	<0.05	<0.05	<0.05	<0.02	<0.05	<0.02	<0.05	<0.05	<0.02	<0.05
MW068	12 May 2020	0902_MW068_200512	Normal	NSW_0902_PFASOMP	0.02	*0.08*	0.44	**0.52**	0.65	0.02	0.04	<0.02	<0.02	<0.1	<0.02	0.05	<0.02	<0.02	<0.02	<0.02	<0.02	<0.02	<0.05	<0.05	<0.05	<0.05	<0.05	<0.02	<0.05	<0.02	<0.05	<0.05	<0.02	<0.05
MW068	11 Nov 2020	0902_MW068_201111	Normal	NSW_0902_PFASOMP	0.02	*0.11*	0.63	**0.74**	0.97	0.04	0.07	0.02	<0.02	<0.1	<0.02	0.08	<0.02	<0.02	<0.02	<0.02	<0.02	<0.02	<0.05	<0.05	<0.05	<0.05	<0.05	<0.02	<0.05	<0.02	<0.05	<0.05	<0.02	<0.05
MW068	04 May 2021	0902_MW068_210504	Normal	NSW_0902_PFASOMP	0.07	*0.30*	1.85	**2.15**	2.97	0.19	0.19	0.07	<0.02	<0.1	0.05	0.23	0.02	<0.02	<0.02	<0.02	<0.02	<0.02	<0.05	<0.05	<0.05	<0.05	<0.05	<0.02	<0.05	<0.02	<0.05	<0.05	<0.02	<0.05
MW068	23 Nov 2021	0902_MW068_211123	Normal	NSW_0902_PFASOMP	0.07	*0.33*	1.68	**2.01**	2.69	0.13	0.15	0.05	<0.02	<0.1	0.03	0.22	0.03	<0.02	<0.02	<0.02	<0.02	<0.02	<0.05	<0.05	<0.05	<0.05	<0.05	<0.02	<0.05	<0.02	<0.05	<0.05	<0.02	<0.05
MW068	26 May 2022	0902_MW068_220526	Normal	NSW_0902_PFASOMP	0.21	*1.14*	3.87	**5.01**	6.73	0.29	0.45	0.15	<0.02	<0.1	0.07	0.48	0.07	<0.02	<0.02	<0.02	<0.02	<0.02	<0.05	<0.05	<0.05	<0.05	<0.05	<0.02	<0.05	<0.02	<0.05	<0.05	<0.02	<0.05
MW068	26 May 2022	0902_QC206_220526	Interlab_D	NSW_0902_PFASOMP	0.20	*0.88*	3.6	**4.5**	6.4	0.34	0.42	0.15	<0.02	0.06	0.1	0.53	0.08	<0.01	<0.02	<0.02	<0.05	<0.1	<0.5	<0.01	<0.01	<0.02	<0.02	<0.1	<0.05	<0.02	<0.05	<0.1	<0.02	<0.5
MW068	03 Nov 2022	0902_MW068_221103	Normal	NSW_0902_PFASOMP	0.25	*1.75*	6.64	**8.39**	10.9	0.41	0.66	0.23	<0.02	<0.1	0.14	0.71	0.10	<0.02	<0.02	<0.02	<0.02	<0.02	<0.05	<0.05	<0.05	<0.05	<0.05	<0.02	<0.05	<0.02	<0.05	<0.05	<0.02	<0.05
MW068	09 May 2023	0902_MW068_230509	Normal	NSW_0902_PFASOMP_23	0.18	*0.90*	3.38	**4.28**	6.12	0.37	0.41	0.12	<0.02	<0.1	0.14	0.54	0.08	<0.02	<0.02	<0.02	<0.02	<0.02	<0.05	<0.05	<0.05	<0.05	<0.05	<0.02	<0.05	<0.02	<0.05	<0.05	<0.02	<0.05
MW068	09 May 2023	0902_QC103_230509	Field_D	NSW_0902_PFASOMP_23	0.22	*1.35*	3.95	**5.30**	7.19	0.29	0.48	0.15	<0.02	<0.1	0.12	0.55	0.08	<0.02	<0.02	<0.02	<0.02	<0.02	<0.05	<0.05	<0.05	<0.05	<0.05	<0.02	<0.05	<0.02	<0.05	<0.05	<0.02	<0.05
MW068	09 May 2023	0902_QC203_230509	Interlab_D	NSW_0902_PFASOMP_23	0.18	*1.1*	4.2	**5.3**	7.2	0.30	0.43	0.15	<0.02	0.07	0.1	0.54	0.07	<0.01	<0.02	<0.02	<0.05	<0.1	<0.5	<0.01	<0.01	<0.02	<0.02	<0.1	<0.05	<0.02	<0.05	<0.1	<0.02	<0.5
MW068	23 Nov 2023	0902_MW068_231123	Normal	NSW_0902_PFASOMP_23	0.15	*0.99*	2.75	**3.74**	5.10	0.19	0.33	0.10	<0.02	<0.1	0.09	0.35	0.06	<0.02	<0.02	<0.02	<0.02	<0.02	<0.05	<0.05	0.09	<0.05	<0.05	<0.02	<0.05	<0.02	<0.05	<0.05	<0.02	<0.05
MW068	20 May 2024	0902_MW068_240520	Normal	NSW_0902_PFASOMP_24	0.27	*1.78*	4.94	**6.72**	9.36	0.40	0.61	0.19	<0.02	<0.1	0.15	0.73	0.11	<0.02	<0.02	<0.02	<0.02	<0.02	<0.05	<0.05	<0.05	<0.05	<0.05	<0.02	<0.05	<0.02	<0.05	<0.05	<0.02	<0.05
MW068	20 May 2024	0902_QC100_240520	Field_D	NSW_0902_PFASOMP_24	0.29	*1.69*	3.75	**5.44**	7.70	0.32	0.57	0.14	<0.02	<0.1	0.14	0.56	0.07	<0.02	<0.02	<0.02	<0.02	<0.02	<0.05	<0.05	<0.05	<0.05	<0.05	<0.02	<0.05	<0.02	<0.05	<0.05	<0.02	<0.05
MW068	20 May 2024	0902_QC200_240520	Interlab_D	NSW_0902_PFASOMP_24	0.23	*1.5*	4.5	**6.0**	8.3	0.39	0.48	0.21	<0.02	0.09	0.1	0.61	0.09	<0.01	<0.02	<0.02	<0.05	<0.1	<0.5	<0.01	<0.01	<0.02	<0.02	<0.1	<0.05	<0.02	<0.05	<0.1	<0.02	<0.5
MW069	05 Jul 2017	0902_MW69_050717	Normal	NSW_0902_PFAS	0.03	*0.65*	0.37	**1.02**	1.20	0.07	0.04	<0.02	<0.02	<0.1	<0.02	0.04	<0.02	<0.02	<0.02	<0.02	<0.02	<0.02	<0.05	<0.05	<0.05	<0.05	<0.05	<0.02	<0.05	<0.02	<0.05	<0.05	<0.02	<0.05
MW069	14 Nov 2019	0902_MW069_191114	Normal	NSW_0902_PFASOMP	0.03	*0.50*	0.32	**0.82**	1.01	0.05	0.04	<0.02	<0.02	<0.1	0.02	0.05	<0.02	<0.02	<0.02	<0.02	<0.02	<0.02	<0.05	<0.05	<0.05	<0.05	<0.05	<0.02	<0.05	<0.02	<0.05	<0.05	<0.02	<0.05
MW069	15 May 2020	0902_MW069_200515	Normal	NSW_0902_PFASOMP	0.05	*0.73*	0.42	**1.15**	1.43	0.08	0.05	0.02	<0.02	<0.1	0.02	0.06	<0.02	<0.02	<0.02	<0.02	<0.02	<0.02	<0.05	<0.05	<0.05	<0.05	<0.05	<0.02	<0.05	<0.02	<0.05	<0.05	<0.02	<0.05
MW069	15 May 2020	0902_QC210_200515	Interlab_D	NSW_0902_PFASOMP	0.024	*0.32*	0.24	**0.56**	0.584	0.041	0.026	<0.01	<0.01	<0.05	<0.02	0.035	0.012	<0.01	<0.01	<0.01	<0.01	<0.02	<0.02	<0.01	<0.01	<0.01	<0.01	<0.01	<0.02	<0.01	<0.05	<0.02	<0.01	<0.05
MW069	11 Nov 2020	0902_MW069_201111	Normal	NSW_0902_PFASOMP	0.02	*0.40*	0.23	**0.63**	0.76	0.04	0.03	<0.02	<0.02	<0.1	<0.02	0.04	<0.02	<0.02	<0.02	<0.02	<0.02	<0.02	<0.05	<0.05	<0.05	<0.05	<0.05	<0.02	<0.05	<0.02	<0.05	<0.05	<0.02	<0.05
MW069	05 May 2021	0902_MW069_210505	Normal	NSW_0902_PFASOMP	0.01	*0.20*	0.15	**0.35**	0.42	0.03	<0.02	<0.02	<0.02	<0.1	<0.02	0.03	<0.02	<0.02	<0.02	<0.02	<0.02	<0.02	<0.05	<0.05	<0.05	<0.05	<0.05	<0.02	<0.05	<0.02	<0.05	<0.05	<0.02	<0.05
MW069	23 Nov 2021	0902_MW069_211123	Normal	NSW_0902_PFASOMP	0.03	*0.36*	0.28	**0.64**	0.83	0.08	0.03	<0.02	<0.02	<0.1	<0.02	0.05	<0.02	<0.02	<0.02	<0.02	<0.02	<0.02	<0.05	<0.05	<0.05	<0.05	<0.05	<0.02	<0.05	<0.02	<0.05	<0.05	<0.02	<0.05
MW069	27 May 2022	0902_MW069_220527	Normal	NSW_0902_PFASOMP	0.03	*0.52*	0.29	**0.81**	1.00	0.07	0.04	<0.02	<0.02	<0.1	<0.02	0.05	<0.02	<0.02	<0.02	<0.02	<0.02	<0.02	<0.05	<0.05	<0.05	<0.05	<0.05	<0.02	<0.05	<0.02	<0.05	<0.05	<0.02	<0.05
MW069	27 May 2022	0902_QC107_220527	Field_D	NSW_0902_PFASOMP	0.03	*0.63*	0.45	**1.08**	1.36	0.09	0.05	0.02	<0.02	<0.1	0.03	0.06	<0.02	<0.02	<0.02	<0.02	<0.02	<0.02	<0.05	<0.05	<0.05	<0.05	<0.05	<0.02	<0.05	<0.02	<0.05	<0.05	<0.02	<0.05
MW069	03 Nov 2022	0902_MW069_221103	Normal	NSW_0902_PFASOMP	0.03	*0.60*	0.38	**0.98**	1.22	0.08	0.05	<0.02	<0.02	<0.1	0.02	0.06	<0.02	<0.02	<0.02	<0.02	<0.02	<0.02	<0.05	<0.05	<0.05	<0.05	<0.05	<0.02	<0.05	<0.02	<0.05	<0.05	<0.02	<0.05
MW069	11 May 2023	0902_MW069_230511	Normal	NSW_0902_PFASOMP_23	0.02	*0.36*	0.24	**0.60**	0.83	0.08	0.03	0.02	<0.02	<0.1	0.03	0.05	<0.02	<0.02	<0.02	<0.02	<0.02	<0.02	<0.05	<0.05	<0.05	<0.05	<0.05	<0.02	<0.05	<0.02	<0.05	<0.05	<0.02	<0.05
MW069	11 May 2023	0902_QC113_230511	Field_D	NSW_0902_PFASOMP_23	0.03	*0.46*	0.26	**0.72**	0.91	0.07	0.03	<0.02	<0.02	<0.1	0.02	0.04	<0.02	<0.02	<0.02	<0.02	<0.02	<0.02	<0.05	<0.05	<0.05	<0.05	<0.05	<0.02	<0.05	<0.02	<0.05	<0.05	<0.02	<0.05
MW069	11 May 2023	0902_QC213_230511	Interlab_D	NSW_0902_PFASOMP_23	0.03	*0.47*	0.36	**0.84**	1.1	0.08	0.04	0.01	<0.02	0.02	0.03	0.06	0.01	<0.01	<0.02	<0.02	<0.05	<0.1	<0.5	<0.01	<0.01	<0.02	<0.02	<0.1	<0.05	<0.02	<0.05	<0.1	<0.02	<0.5
MW069	23 Nov 2023	0902_MW069_231123	Normal	NSW_0902_PFASOMP_23	0.03	*0.48*	0.28	**0.76**	0.96	0.07	0.04	<0.02	<0.02	<0.1	0.02	0.04	<0.02	<0.02	<0.02	<0.02	<0.02	<0.02	<0.05	<0.05	<0.05	<0.05	<0.05	<0.02	<0.05	<0.02	<0.05	<0.05	<0.02	<0.05
MW069	20 May 2024	0902_MW069_240520	Normal	NSW_0902_PFASOMP_24	0.03	*0.47*	0.31	**0.78**	1.00	0.07	0.04	<0.02	<0.02	<0.1	0.03	0.05	<0.02	<0.02	<0.02	<0.02	<0.02	<0.02	<0.05	<0.05	<0.05	<0.05	<0.05	<0.02	<0.05	<0.02	<0.05	<0.05	<0.02	<0.05
MW070	05 Jul 2017	0902_MW70_050717	Normal	NSW_0902_PFAS	0.17	*1.22*	2.08	**3.30**	4.80	0.54	0.20	0.07	<0.02	<0.1	0.18	0.28	0.06	<0.02	<0.02	<0.02	<0.02	<0.02	<0.05	<0.05	<0.05	<0.05	<0.05	<0.02	<0.05	<0.02	<0.05	<0.05	<0.02	<0.05
MW070	15 May 2020	0902_MW070_200515	Normal	NSW_0902_PFASOMP	0.20	*1.23*	1.48	**2.71**	4.19	0.36	0.16	0.07	<0.02	0.1	0.17	0.32	0.10	<0.02	<0.02	<0.02	<0.02	<0.02	<0.05	<0.05	<0.05	<0.05	<0.05	<0.02	<0.05	<0.02	<0.05	<0.05	<0.02	<0.05
MW070	13 Nov 2020	0902_MW070_201113	Normal	NSW_0902_PFASOMP	0.05	*0.43*	0.48	**0.91**	1.35	0.12	0.04	0.02	<0.02	<0.1	0.06	0.12	0.03	<0.02	<0.02	<0.02	<0.02	<0.02	<0.05	<0.05	<0.05	<0.05	<0.05	<0.02	<0.05	<0.02	<0.05	<0.05	<0.02	<0.05
MW070	04 May 2021	0902_MW070_210504	Normal	NSW_0902_PFASOMP	0.10	*0.88*	0.87	**1.75**	3.30	0.64	0.13	0.04	<0.02	0.1	0.18	0.31	0.05	<0.02	<0.02	<0.02	<0.02	<0.02	<0.05	<0.05	<0.05	<0.05	<0.05	<0.02	<0.05	<0.02	<0.05	<0.05	<0.02	<0.05
MW070	22 Nov 2021	0902_MW070_211122	Normal	NSW_0902_PFASOMP	0.16	*0.86*	1.68	**2.54**	4.49	0.64	0.21	0.05	<0.02	0.1	0.20	0.48	0.11	<0.02	<0.02	<0.02	<0.02	<0.02	<0.05	<0.05	<0.05	<0.05	<0.05	<0.02	<0.05	<0.02	<0.05	<0.05	<0.02	<0.05
MW070	26 May 2022	0902_MW070_220526	Normal	NSW_0902_PFASOMP	0.05	*1.15*	0.30	**1.45**	1.87	0.15	0.03	0.02	<0.02	<0.1	0.04	0.10	0.03	<0.02	<0.02	<0.02	<0.02	<0.02	<0.05	<0.05	<0.05	<0.05	<0.05	<0.02	<0.05	<0.02	<0.05	<0.05	<0.02	<0.05
MW070	03 Nov 2022	0902_MW070_221103	Normal	NSW_0902_PFASOMP	0.06	*1.24*	0.53	**1.77**	2.41	0.13	0.07	0.03	<0.02	<0.1	0.12	0.17	0.06	<0.02	<0.02	<0.02	<0.02	<0.02	<0.05	<0.05	<0.05	<0.05	<0.05	<0.02	<0.05	<0.02	<0.05	<0.05	<0.02	<0.05

					PFAS					PFAS - Perfluoroalkyl Sulfonic Acids				PFAS - Perfluoroalkyl Carboxylic Acids										PFAS - (n:2) Fluorotelomer Sulfonic Acids				PFAS - Perfluoroalkyl Sulfonamides						
					Perfluorooctanoic acid (PFOA)	Perfluorooctane sulfonic acid (PFOS)	Perfluorohexane sulfonic acid (PFHxS)	Sum of PFHxS and PFOS	Sum of PFAS	Perfluorobutane sulfonic acid (PFBS)	Perfluoropentane sulfonic acid (PFPeS)	Perfluoroheptane sulfonic acid (PFHpS)	Perfluorodecane sulfonic acid (PFDS)	Perfluorobutanoic acid (PFBA)	Perfluoropentanoic acid (PFPeA)	Perfluorohexanoic acid (PFHxA)	Perfluoroheptanoic acid (PFHpA)	Perfluorononanoic acid (PFNA)	Perfluorodecanoic acid (PFDA)	Perfluoroundecanoic acid (PFUnDA)	Perfluorododecanoic acid (PFDoDA)	Perfluorotridecanoic acid (PFTrDA)	Perfluorotetradecanoic acid (PFTeDA)	4:2 Fluorotelomer sulfonic acid (4:2 FTS)	6:2 Fluorotelomer sulfonic acid (6:2 FTS)	8:2 Fluorotelomer sulfonic acid (8:2 FTS)	10:2 Fluorotelomer sulfonic acid (10:2 FTS)	Perfluorooctane sulfonamide (FOSA)	N-Methyl perfluorooctane sulfonamide (MeFOSA)	N-Methyl perfluorooctane sulfonamidoacetic acid (MeFOSAA)	N-methyl perfluorooctane sulfonamidoethanol (MeFOSE)	N-Ethyl perfluorooctane sulfonamide (EtFOSA)	N-Ethyl perfluorooctane sulfonamidoacetic acid (EtFOSAA)	N-Ethyl perfluorooctane sulfonamidoethanol (EtFOSE)
					µg/L	µg/L	µg/L	µg/L	µg/L	µg/L	µg/L	µg/L	µg/L	µg/L	µg/L	µg/L	µg/L	µg/L	µg/L	µg/L	µg/L	µg/L	µg/L	µg/L	µg/L	µg/L	µg/L	µg/L	µg/L	µg/L	µg/L	µg/L	µg/L	µg/L
LOR					0.001	0.001	0.001	0.001	0.001	0.001	0.001	0.001	0.002	0.002	0.002	0.001	0.001	0.001	0.002	0.002	0.005	0.01	0.02	0.001	0.001	0.002	0.002	0.01	0.02	0.002	0.05	0.02	0.002	0.05
PFAS NEMP 2020 Drinking Water					**0.56**			**0.07**																										
PFAS NEMP 2020 Freshwater 99%					*19*	*0.00023*																												
Location Code	**Date**	**Field ID**	**Sample Type**	**Project ID**																														
MW070	09 May 2023	0902_MW070_230509	Normal	NSW_0902_PFASOMP_23	0.07	*0.75*	0.47	**1.22**	1.83	0.15	0.05	0.03	<0.02	<0.1	0.12	0.13	0.06	<0.02	<0.02	<0.02	<0.02	<0.02	<0.05	<0.05	<0.05	<0.05	<0.05	<0.02	<0.05	<0.02	<0.05	<0.05	<0.02	<0.05
MW070	23 Nov 2023	0902_MW070_231123	Normal	NSW_0902_PFASOMP_23	0.09	*0.89*	0.54	**1.43**	2.16	0.21	0.07	0.03	<0.02	<0.1	0.11	0.16	0.06	<0.02	<0.02	<0.02	<0.02	<0.02	<0.05	<0.05	<0.05	<0.05	<0.05	<0.02	<0.05	<0.02	<0.05	<0.05	<0.02	<0.05
MW070	20 May 2024	0902_MW070_240520	Normal	NSW_0902_PFASOMP_24	0.05	*0.73*	0.23	**0.96**	1.32	0.10	0.02	0.02	<0.02	<0.1	0.07	0.07	0.03	<0.02	<0.02	<0.02	<0.02	<0.02	<0.05	<0.05	<0.05	<0.05	<0.05	<0.02	<0.05	<0.02	<0.05	<0.05	<0.02	<0.05
MW071	04 Jul 2017	0902_MW71_040717	Normal	NSW_0902_PFAS	0.09	*1.72*	0.32	**2.04**	2.79	0.38	0.02	0.03	<0.02	<0.1	0.11	0.09	0.03	<0.02	<0.02	<0.02	<0.02	<0.02	<0.05	<0.05	<0.05	<0.05	<0.05	<0.02	<0.05	<0.02	<0.05	<0.05	<0.02	<0.05
MW071	14 Nov 2019	0902_MW071_191114	Normal	NSW_0902_PFASOMP	0.08	*1.76*	0.59	**2.35**	3.22	0.16	0.07	0.04	<0.02	0.1	0.18	0.19	0.05	<0.02	<0.02	<0.02	<0.02	<0.02	<0.05	<0.05	<0.05	<0.05	<0.05	<0.02	<0.05	<0.02	<0.05	<0.05	<0.02	<0.05
MW071	15 May 2020	0902_MW071_200515	Normal	NSW_0902_PFASOMP	0.10	*2.98*	0.65	**3.63**	5.00	0.36	0.09	0.06	<0.02	0.1	0.30	0.27	0.09	<0.02	<0.02	<0.02	<0.02	<0.02	<0.05	<0.05	<0.05	<0.05	<0.05	<0.02	<0.05	<0.02	<0.05	<0.05	<0.02	<0.05
MW071	15 May 2020	0902_QC111_200515	Field_D	NSW_0902_PFASOMP	0.06	*1.93*	0.45	**2.38**	3.24	0.26	0.06	0.04	<0.02	<0.1	0.20	0.18	0.06	<0.02	<0.02	<0.02	<0.02	<0.02	<0.05	<0.05	<0.05	<0.05	<0.05	<0.02	<0.05	<0.02	<0.05	<0.05	<0.02	<0.05
MW071	13 Nov 2020	0902_MW071_201113	Normal	NSW_0902_PFASOMP	0.05	*1.53*	0.36	**1.89**	2.45	0.13	0.04	0.03	<0.02	<0.1	0.13	0.14	0.04	<0.02	<0.02	<0.02	<0.02	<0.02	<0.05	<0.05	<0.05	<0.05	<0.05	<0.02	<0.05	<0.02	<0.05	<0.05	<0.02	<0.05
MW071	04 May 2021	0902_MW071_210504	Normal	NSW_0902_PFASOMP	0.03	*1.00*	0.31	**1.31**	1.93	0.30	0.04	0.02	<0.02	<0.1	0.11	0.10	0.02	<0.02	<0.02	<0.02	<0.02	<0.02	<0.05	<0.05	<0.05	<0.05	<0.05	<0.02	<0.05	<0.02	<0.05	<0.05	<0.02	<0.05
MW071	22 Nov 2021	0902_MW071_211122	Normal	NSW_0902_PFASOMP	0.05	*1.07*	0.34	**1.41**	1.91	0.15	0.03	0.03	<0.02	<0.1	0.09	0.11	0.04	<0.02	<0.02	<0.02	<0.02	<0.02	<0.05	<0.05	<0.05	<0.05	<0.05	<0.02	<0.05	<0.02	<0.05	<0.05	<0.02	<0.05
MW071	26 May 2022	0902_MW071_220526	Normal	NSW_0902_PFASOMP	0.03	*0.75*	0.25	**1.00**	1.34	0.11	0.03	<0.02	<0.02	<0.1	0.05	0.09	0.03	<0.02	<0.02	<0.02	<0.02	<0.02	<0.05	<0.05	<0.05	<0.05	<0.05	<0.02	<0.05	<0.02	<0.05	<0.05	<0.02	<0.05
MW071	03 Nov 2022	0902_MW071_221103	Normal	NSW_0902_PFASOMP	0.04	*1.08*	0.32	**1.40**	1.75	0.06	0.04	0.02	<0.02	<0.1	0.06	0.09	0.04	<0.02	<0.02	<0.02	<0.02	<0.02	<0.05	<0.05	<0.05	<0.05	<0.05	<0.02	<0.05	<0.02	<0.05	<0.05	<0.02	<0.05
MW071	09 May 2023	0902_MW071_230509	Normal	NSW_0902_PFASOMP_23	0.04	*0.73*	0.30	**1.03**	1.45	0.10	0.03	0.03	<0.02	<0.1	0.10	0.09	0.03	<0.02	<0.02	<0.02	<0.02	<0.02	<0.05	<0.05	<0.05	<0.05	<0.05	<0.02	<0.05	<0.02	<0.05	<0.05	<0.02	<0.05
MW071	23 Nov 2023	0902_MW071_231123	Normal	NSW_0902_PFASOMP_23	0.06	*1.09*	0.52	**1.61**	2.19	0.12	0.07	0.03	<0.02	<0.1	0.12	0.13	0.05	<0.02	<0.02	<0.02	<0.02	<0.02	<0.05	<0.05	<0.05	<0.05	<0.05	<0.02	<0.05	<0.02	<0.05	<0.05	<0.02	<0.05
MW071	20 May 2024	0902_MW071_240520	Normal	NSW_0902_PFASOMP_24	0.08	*1.02*	0.43	**1.45**	2.50	0.29	0.06	<0.02	<0.02	0.1	0.21	0.21	0.08	<0.02	<0.02	<0.02	<0.02	<0.02	<0.05	<0.05	<0.05	<0.05	<0.05	<0.02	<0.05	<0.02	<0.05	<0.05	<0.02	<0.05
MW072	04 Jul 2017	0902_MW72_040717	Normal	NSW_0902_PFAS	**3.94**	*14.6*	80.0	**94.6**	156	21.5	11.4	4.64	<0.02	1.3	3.67	14.5	0.77	<0.02	<0.02	<0.02	<0.02	<0.02	<0.05	<0.05	<0.05	<0.05	<0.05	<0.02	<0.05	<0.02	<0.05	<0.05	<0.02	<0.05
MW072	13 Nov 2019	0902-MW072_191113	Normal	NSW_0902_PFASOMP	**4.20**	*13.9*	92.6	**106**	178	19.2	15.0	6.24	<0.02	2.4	3.36	19.4	1.77	<0.02	<0.02	<0.02	<0.02	<0.02	<0.05	<0.05	<0.05	<0.05	<0.05	<0.02	<0.05	<0.02	<0.05	<0.05	<0.02	<0.05
MW072	11 May 2020	0902_MW072_200511	Normal	NSW_0902_PFASOMP	**3.76**	*14.0*	106	**120**	192	16.6	23.8	3.26	<0.05	2.2	3.26	17.6	1.85	<0.05	<0.05	<0.05	<0.05	<0.05	<0.12	<0.05	<0.05	<0.05	<0.05	<0.05	<0.12	<0.05	<0.12	<0.12	<0.05	<0.12
MW072	11 Nov 2020	0902_MW072_201111	Normal	NSW_0902_PFASOMP	**2.80**	*14.2*	70.3	**84.5**	141	15.5	13.4	3.02	<0.02	2.2	2.72	15.4	1.57	<0.02	<0.02	<0.02	<0.02	<0.02	<0.05	<0.05	<0.05	<0.05	<0.05	<0.02	<0.05	<0.02	<0.05	<0.05	<0.02	<0.05
MW072	05 May 2021	0902_MW072_210505	Normal	NSW_0902_PFASOMP	**1.90**	*12.8*	51.5	**64.3**	100	11.0	8.58	2.12	<0.02	0.5	1.74	8.85	1.00	<0.02	<0.02	<0.02	<0.02	<0.02	<0.05	<0.05	<0.05	<0.05	<0.05	<0.02	<0.05	<0.02	<0.05	<0.05	<0.02	<0.05
MW072	24 Nov 2021	0902_MW072_211124	Normal	NSW_0902_PFASOMP	**4.16**	*25.6*	104	**130**	205	21.6	15.4	4.15	<0.02	2.6	3.80	21.4	2.12	<0.02	<0.02	<0.02	<0.02	<0.02	<0.05	<0.05	<0.05	<0.05	<0.05	<0.02	<0.05	<0.02	<0.05	<0.05	<0.02	<0.05
MW072	24 May 2022	0902_MW072_220524	Normal	NSW_0902_PFASOMP	**2.14**	*32.1*	36.4	**68.5**	93.4	6.20	5.43	2.36	<0.02	0.9	0.84	6.22	0.83	<0.02	<0.02	<0.02	<0.02	<0.02	<0.05	<0.05	<0.05	<0.05	<0.05	<0.02	<0.05	<0.02	<0.05	<0.05	<0.02	<0.05
MW072	10 Nov 2022	0902_MW072_221110	Normal	NSW_0902_PFASOMP	**5.04**	*110*	103	**213**	273	13.0	13.2	6.69	<0.05	2.3	2.86	15.6	1.74	<0.05	<0.05	<0.05	<0.05	<0.05	<0.12	<0.05	<0.05	<0.05	<0.05	<0.05	<0.12	<0.05	<0.12	<0.12	<0.05	<0.12
MW072	15 May 2023	0902_MW072_230515	Normal	NSW_0902_PFASOMP_23	**3.64**	*48.3*	81.8	**130**	172	8.79	8.40	3.77	<0.02	1.6	2.90	11.7	1.35	<0.02	<0.02	<0.02	<0.02	<0.02	<0.05	<0.05	<0.05	<0.05	<0.05	<0.02	<0.05	<0.02	<0.05	<0.05	<0.02	<0.05
MW072	21 Nov 2023	0902_MW072_231121	Normal	NSW_0902_PFASOMP_23	**2.48**	*32.5*	55.0	**87.5**	128	7.62	8.64	3.14	<0.02	5.8	1.98	9.94	1.38	<0.02	<0.02	<0.02	<0.02	<0.02	<0.05	<0.05	<0.05	<0.05	<0.05	<0.02	<0.05	<0.02	<0.05	<0.05	<0.02	<0.05
MW072	22 May 2024	0902_MW072_240522	Normal	NSW_0902_PFASOMP_24	**3.07**	*29.0*	61.5	**90.5**	141	8.35	9.50	3.20	<0.02	5.8	2.29	12.1	1.53	<0.02	<0.02	<0.02	<0.02	<0.02	<0.05	<0.05	<0.05	<0.05	<0.05	<0.02	<0.05	<0.02	<0.05	<0.05	<0.02	<0.05
MW073	04 Jul 2017	0902_MW73_040717	Normal	NSW_0902_PFAS	**1.39**	*3.70*	32.0	**35.7**	51.7	3.21	4.20	0.85	<0.02	<0.1	0.93	4.89	0.57	<0.02	<0.02	<0.02	<0.02	<0.02	<0.05	<0.05	<0.05	<0.05	<0.05	<0.02	<0.05	<0.02	<0.05	<0.05	<0.02	<0.05
MW073	28 Nov 2019	0902_MW073_191128	Normal	NSW_0902_PFASOMP	**2.38**	*4.70*	40.4	**45.1**	80.2	5.38	9.52	1.93	<0.02	0.3	2.42	12.3	0.88	<0.02	<0.02	<0.02	<0.02	<0.02	<0.05	<0.05	<0.05	<0.05	<0.05	<0.02	<0.05	<0.02	<0.05	<0.05	<0.02	<0.05
MW073	11 May 2020	0902_MW073_200512	Normal	NSW_0902_PFASOMP	**2.43**	*5.35*	38.3	**43.6**	75.3	4.83	5.82	2.34	<0.02	1.4	2.44	11.5	0.91	<0.02	<0.02	<0.02	<0.02	<0.02	<0.05	<0.05	<0.05	<0.05	<0.05	<0.02	<0.05	<0.02	<0.05	<0.05	<0.02	<0.05
MW073	11 May 2020	0902_QC101_200512	Field_D	NSW_0902_PFASOMP	**2.48**	*5.66*	47.4	**53.1**	91.8	5.81	9.64	2.70	<0.02	1.4	2.54	13.2	0.94	<0.02	<0.02	<0.02	<0.02	<0.02	<0.05	<0.05	<0.05	<0.05	<0.05	<0.02	<0.05	<0.02	<0.05	<0.05	<0.02	<0.05
MW073	11 Nov 2020	0902_MW073_201111	Normal	NSW_0902_PFASOMP	**1.16**	*6.38*	19.3	**25.7**	42.2	3.10	2.90	1.60	<0.02	1.4	1.00	4.72	0.64	<0.02	<0.02	<0.02	<0.02	<0.02	<0.05	<0.05	<0.05	<0.05	<0.05	<0.02	<0.05	<0.02	<0.05	<0.05	<0.02	<0.05
MW073	05 May 2021	0902_MW073_210505	Normal	NSW_0902_PFASOMP	**0.82**	*3.86*	21.4	**25.3**	38.4	2.53	3.23	0.76	<0.02	0.4	0.73	4.18	0.47	<0.02	<0.02	<0.02	<0.02	<0.02	<0.05	<0.05	<0.05	<0.05	<0.05	<0.02	<0.05	<0.02	<0.05	<0.05	<0.02	<0.05
MW073	24 Nov 2021	0902_MW073_211124	Normal	NSW_0902_PFASOMP	**1.72**	*4.32*	38.5	**42.8**	79.3	6.10	6.09	1.95	<0.02	1.3	2.70	15.7	0.95	<0.02	<0.02	<0.02	<0.02	<0.02	<0.05	<0.05	<0.05	<0.05	<0.05	<0.02	<0.05	<0.02	<0.05	<0.05	<0.02	<0.05
MW073	24 May 2022	0902_MW073_220524	Normal	NSW_0902_PFASOMP	**1.90**	*1.53*	26.1	**27.6**	36.4	0.22	1.13	3.68	<0.02	0.2	0.12	1.25	0.26	<0.02	<0.02	<0.02	<0.02	<0.02	<0.05	<0.05	<0.05	<0.05	<0.05	<0.02	<0.05	<0.02	<0.05	<0.05	<0.02	<0.05
MW073	10 Nov 2022	0902_MW073_221110	Normal	NSW_0902_PFASOMP	**1.81**	*1.61*	22.7	**24.3**	31.9	0.27	0.93	2.56	<0.02	0.3	0.22	1.33	0.20	<0.02	<0.02	<0.02	<0.02	<0.02	<0.05	<0.05	<0.05	<0.05	<0.05	<0.02	<0.05	<0.02	<0.05	<0.05	<0.02	<0.05
MW073	15 May 2023	0902_MW073_230515	Normal	NSW_0902_PFASOMP_23	**2.42**	*5.37*	43.0	**48.4**	81.2	4.56	5.58	1.73	<0.02	5.3	2.00	10.2	1.02	<0.02	<0.02	<0.02	<0.02	<0.02	<0.05	<0.05	<0.05	<0.05	<0.05	<0.02	<0.05	<0.02	<0.05	<0.05	<0.02	<0.05
MW073	21 Nov 2023	0902_MW073_231121	Normal	NSW_0902_PFASOMP_23	**2.74**	*6.50*	49.5	**56.0**	93.6	5.09	7.74	1.47	<0.02	5.8	2.30	11.2	1.26	<0.02	<0.02	<0.02	<0.02	<0.02	<0.05	<0.05	<0.05	<0.05	<0.05	<0.02	<0.05	<0.02	<0.05	<0.05	<0.02	<0.05
MW073	23 May 2024	0902_MW073_240523	Normal	NSW_0902_PFASOMP_24	**2.61**	*7.53*	50.6	**58.1**	103	5.76	8.08	1.47	<0.02	8.5	2.38	12.1	1.30	<0.02	<0.02	<0.02	<0.02	<0.02	<0.05	<0.05	<0.05	<0.05	<0.05	<0.02	<0.05	<0.02	<0.05	<0.05	<0.02	<0.05
MW074	04 Jul 2017	0902_MW74_040717	Normal	NSW_0902_PFAS	**0.95**	*11.6*	38.9	**50.5**	70.8	4.85	6.41	0.72	<0.02	<0.1	0.97	5.61	0.84	<0.02	<0.02	<0.02	<0.02	<0.02	<0.05	<0.05	<0.05	<0.05	<0.05	<0.02	<0.05	<0.02	<0.05	<0.05	<0.02	<0.05
MW074	11 May 2020	0902_MW074_200512	Normal	NSW_0902_PFASOMP	**1.52**	*11.0*	26.6	**37.6**	58.7	3.71	3.90	2.30	<0.02	1.4	1.18	6.32	0.77	<0.02	<0.02	<0.02	<0.02	<0.02	<0.05	<0.05	<0.05	<0.05	<0.05	<0.02	<0.05	<0.02	<0.05	<0.05	<0.02	<0.05
MW074	12 May 2020	0902_QC201_200512	Interlab_D	NSW_0902_PFASOMP	**0.97**	*6.3*	21	**27.3**	28.27	2.4	2.5	1.4	<0.01	1.4	0.92	4.3	0.53	<0.01	<0.01	<0.01	<0.01	<0.02	<0.02	<0.01	<0.01	<0.01	<0.01	<0.01	<0.02	<0.01	<0.05	<0.02	<0.01	<0.05
MW074	11 Nov 2020	0902_MW074_201111	Normal	NSW_0902_PFASOMP	**1.13**	*3.48*	23.6	**27.1**	47.4	3.56	3.99	1.12	<0.02	1.0	1.47	7.49	0.53	<0.02	<0.02	<0.02	<0.02	<0.02	<0.05	<0.05	<0.05	<0.05	<0.05	<0.02	<0.05	<0.02	<0.05	<0.05	<0.02	<0.05

					PFAS					PFAS - Perfluoroalkyl Sulfonic Acids				PFAS - Perfluoroalkyl Carboxylic Acids										PFAS - (n:2) Fluorotelomer Sulfonic Acids				PFAS - Perfluoroalkyl Sulfonamides						
					Perfluorooctanoic acid (PFOA)	Perfluorooctane sulfonic acid (PFOS)	Perfluorohexane sulfonic acid (PFHxS)	Sum of PFHxS and PFOS	Sum of PFAS	Perfluorobutane sulfonic acid (PFBS)	Perfluoropentane sulfonic acid (PFPeS)	Perfluoroheptane sulfonic acid (PFHpS)	Perfluorodecane sulfonic acid (PFDS)	Perfluorobutanoic acid (PFBA)	Perfluoropentanoic acid (PFPeA)	Perfluorohexanoic acid (PFHxA)	Perfluoroheptanoic acid (PFHpA)	Perfluorononanoic acid (PFNA)	Perfluorodecanoic acid (PFDA)	Perfluoroundecanoic acid (PFUnDA)	Perfluorododecanoic acid (PFDoDA)	Perfluorotridecanoic acid (PFTrDA)	Perfluorotetradecanoic acid (PFTeDA)	4:2 Fluorotelomer sulfonic acid (4:2 FTS)	6:2 Fluorotelomer sulfonic acid (6:2 FTS)	8:2 Fluorotelomer sulfonic acid (8:2 FTS)	10:2 Fluorotelomer sulfonic acid (10:2 FTS)	Perfluorooctane sulfonamide (FOSA)	N-Methyl perfluorooctane sulfonamide (MeFOSA)	N-Methyl perfluorooctane sulfonamidoacetic acid (MeFOSAA)	N-methyl perfluorooctane sulfonamidoethanol (MeFOSE)	N-Ethyl perfluorooctane sulfonamide (EtFOSA)	N-Ethyl perfluorooctane sulfonamidoacetic acid (EtFOSAA)	N-Ethyl perfluorooctane sulfonamidoethanol (EtFOSE)
					µg/L	µg/L	µg/L	µg/L	µg/L	µg/L	µg/L	µg/L	µg/L	µg/L	µg/L	µg/L	µg/L	µg/L	µg/L	µg/L	µg/L	µg/L	µg/L	µg/L	µg/L	µg/L	µg/L	µg/L	µg/L	µg/L	µg/L	µg/L	µg/L	µg/L
LOR					0.001	0.001	0.001	0.001	0.001	0.001	0.001	0.001	0.002	0.002	0.002	0.001	0.001	0.001	0.002	0.002	0.005	0.01	0.02	0.001	0.001	0.002	0.002	0.01	0.02	0.002	0.05	0.02	0.002	0.05
PFAS NEMP 2020 Drinking Water					**0.56**			**0.07**																										
PFAS NEMP 2020 Freshwater 99%					*19*	*0.00023*																												
Location Code	**Date**	**Field ID**	**Sample Type**	**Project ID**																														
MW074	05 May 2021	0902_MW074_210505	Normal	NSW_0902_PFASOMP	**0.96**	*1.04*	24.0	**25.0**	38.8	1.90	2.62	1.58	<0.02	0.1	0.83	5.34	0.41	<0.02	<0.02	<0.02	<0.02	<0.02	<0.05	<0.05	<0.05	<0.05	<0.05	<0.02	<0.05	<0.02	<0.05	<0.05	<0.02	<0.05
MW074	24 Nov 2021	0902_MW074_211124	Normal	NSW_0902_PFASOMP	**1.28**	*5.59*	27.1	**32.7**	58.8	5.20	4.69	1.36	<0.02	2.5	1.43	8.87	0.82	<0.02	<0.02	<0.02	<0.02	<0.02	<0.05	<0.05	<0.05	<0.05	<0.05	<0.02	<0.05	<0.02	<0.05	<0.05	<0.02	<0.05
MW074	24 May 2022	0902_MW074_220524	Normal	NSW_0902_PFASOMP	**1.27**	*6.34*	28.7	**35.0**	60.8	4.92	5.74	1.57	<0.02	3.0	0.94	7.51	0.85	<0.02	<0.02	<0.02	<0.02	<0.02	<0.05	<0.05	<0.05	<0.05	<0.05	<0.02	<0.05	<0.02	<0.05	<0.05	<0.02	<0.05
MW074	10 Nov 2022	0902_MW074_221110	Normal	NSW_0902_PFASOMP	**1.44**	*6.32*	39.2	**45.5**	79.7	6.45	7.99	0.73	<0.02	4.5	1.89	10.2	1.02	<0.02	<0.02	<0.02	<0.02	<0.02	<0.05	<0.05	<0.05	<0.05	<0.05	<0.02	<0.05	<0.02	<0.05	<0.05	<0.02	<0.05
MW074	10 Nov 2022	0902_QC111_221110	Field_D	NSW_0902_PFASOMP	**1.45**	*7.85*	34.8	**42.6**	75.4	6.09	6.66	1.06	<0.02	4.1	1.85	10.4	1.09	<0.02	<0.02	<0.02	<0.02	<0.02	<0.05	<0.05	<0.05	<0.05	<0.05	<0.02	<0.05	<0.02	<0.05	<0.05	<0.02	<0.05
MW074	15 May 2023	0902_MW074_230515	Normal	NSW_0902_PFASOMP_23	**1.94**	*10.6*	54.6	**65.2**	110	8.61	9.90	1.33	<0.02	6.5	2.63	13.0	1.45	<0.02	<0.02	<0.02	<0.02	<0.02	<0.05	<0.05	<0.05	<0.05	<0.05	<0.02	<0.05	<0.02	<0.05	<0.05	<0.02	<0.05
MW074	21 Nov 2023	0902_MW074_231121	Normal	NSW_0902_PFASOMP_23	**1.60**	*21.0*	44.5	**65.5**	104	5.69	9.04	2.78	<0.02	5.2	1.88	10.9	1.02	<0.02	<0.02	<0.02	<0.02	<0.02	<0.05	<0.05	<0.05	<0.05	<0.05	<0.02	<0.05	<0.02	<0.05	<0.05	<0.02	<0.05
MW074	22 May 2024	0902_MW074_240522	Normal	NSW_0902_PFASOMP_24	**1.78**	*17.0*	39.9	**56.9**	92.7	5.52	6.78	1.70	<0.02	6.3	1.67	8.50	1.06	<0.02	<0.02	<0.02	<0.02	<0.02	<0.05	<0.05	<0.05	<0.05	<0.05	<0.02	<0.05	<0.02	<0.05	<0.05	<0.02	<0.05
MW075	27 Nov 2017	0902_MW75_271117	Normal	NSW_0902_PFAS	<0.01	<0.01	<0.02	<0.01	<0.01	<0.02	<0.02	<0.02	<0.02	<0.1	<0.02	<0.02	<0.02	<0.02	<0.02	<0.02	<0.02	<0.02	<0.05	<0.05	<0.05	<0.05	<0.05	<0.02	<0.05	<0.02	<0.05	<0.05	<0.02	<0.05
MW075	15 Nov 2019	0902_MW075_191115	Normal	NSW_0902_PFASOMP	<0.01	<0.01	<0.02	<0.01	<0.01	<0.02	<0.02	<0.02	<0.02	<0.1	<0.02	<0.02	<0.02	<0.02	<0.02	<0.02	<0.02	<0.02	<0.05	<0.05	<0.05	<0.05	<0.05	<0.02	<0.05	<0.02	<0.05	<0.05	<0.02	<0.05
MW075	15 May 2020	0902_MW075_200515	Normal	NSW_0902_PFASOMP	0.04	*0.04*	4.26	**4.30**	18.8	4.16	3.37	<0.02	<0.02	0.4	0.99	5.00	0.54	<0.02	<0.02	<0.02	<0.02	<0.02	<0.05	<0.05	<0.05	<0.05	<0.05	<0.02	<0.05	<0.02	<0.05	<0.05	<0.02	<0.05
MW075	10 Nov 2020	0902_MW075_201110	Normal	NSW_0902_PFASOMP	<0.01	<0.01	<0.02	<0.01	<0.01	<0.02	<0.02	<0.02	<0.02	<0.1	<0.02	<0.02	<0.02	<0.02	<0.02	<0.02	<0.02	<0.02	<0.05	<0.05	<0.05	<0.05	<0.05	<0.02	<0.05	<0.02	<0.05	<0.05	<0.02	<0.05
MW075	04 May 2021	0902_MW075_210504	Normal	NSW_0902_PFASOMP	<0.01	<0.01	<0.02	<0.01	<0.01	<0.02	<0.02	<0.02	<0.02	<0.1	<0.02	<0.02	<0.02	<0.02	<0.02	<0.02	<0.02	<0.02	<0.05	<0.05	<0.05	<0.05	<0.05	<0.02	<0.05	<0.02	<0.05	<0.05	<0.02	<0.05
MW075	25 Nov 2021	0902_MW075_211125	Normal	NSW_0902_PFASOMP	<0.01	<0.01	<0.01	<0.01	<0.01	<0.02	<0.02	<0.02	<0.02	<0.1	<0.02	<0.02	<0.02	<0.02	<0.02	<0.02	<0.02	<0.02	<0.05	<0.05	<0.05	<0.05	<0.05	<0.02	<0.05	<0.02	<0.05	<0.05	<0.02	<0.05
MW075	30 May 2022	0902_MW075_220530	Normal	NSW_0902_PFASOMP	<0.01	<0.01	0.01	0.01	0.01	<0.02	<0.02	<0.02	<0.02	<0.1	<0.02	<0.02	<0.02	<0.02	<0.02	<0.02	<0.02	<0.02	<0.05	<0.05	<0.05	<0.05	<0.05	<0.02	<0.05	<0.02	<0.05	<0.05	<0.02	<0.05
MW075	08 Nov 2022	0902_MW075_221108	Normal	NSW_0902_PFASOMP	<0.01	<0.01	0.01	0.01	0.01	<0.02	<0.02	<0.02	<0.02	<0.1	<0.02	<0.02	<0.02	<0.02	<0.02	<0.02	<0.02	<0.02	<0.05	<0.05	<0.05	<0.05	<0.05	<0.02	<0.05	<0.02	<0.05	<0.05	<0.02	<0.05
MW075	08 May 2023	0902_MW075_230508	Normal	NSW_0902_PFASOMP_23	<0.01	<0.01	<0.01	<0.01	<0.01	<0.02	<0.02	<0.02	<0.02	<0.1	<0.02	<0.02	<0.02	<0.02	<0.02	<0.02	<0.02	<0.02	<0.05	<0.05	<0.05	<0.05	<0.05	<0.02	<0.05	<0.02	<0.05	<0.05	<0.02	<0.05
MW075	08 May 2023	0902_QC100_230508	Field_D	NSW_0902_PFASOMP_23	<0.01	<0.01	<0.01	<0.01	<0.01	<0.02	<0.02	<0.02	<0.02	<0.1	<0.02	<0.02	<0.02	<0.02	<0.02	<0.02	<0.02	<0.02	<0.05	<0.05	<0.05	<0.05	<0.05	<0.02	<0.05	<0.02	<0.05	<0.05	<0.02	<0.05
MW075	08 May 2023	0902_QC200_230508	Interlab_D	NSW_0902_PFASOMP_23	<0.01	<0.01	<0.01	<0.01	<0.01	<0.01	<0.01	<0.01	<0.02	<0.02	<0.02	<0.01	<0.01	<0.01	<0.02	<0.02	<0.05	<0.1	<0.5	<0.01	<0.01	<0.02	<0.02	<0.1	<0.05	<0.02	<0.05	<0.1	<0.02	<0.5
MW075	24 Nov 2023	0902_MW075_231124	Normal	NSW_0902_PFASOMP_23	<0.01	<0.01	<0.01	<0.01	<0.01	<0.02	<0.02	<0.02	<0.02	<0.1	<0.02	<0.02	<0.02	<0.02	<0.02	<0.02	<0.02	<0.02	<0.05	<0.05	<0.05	<0.05	<0.05	<0.02	<0.05	<0.02	<0.05	<0.05	<0.02	<0.05
MW075	23 May 2024	0902_MW075_240523	Normal	NSW_0902_PFASOMP_24	<0.01	<0.01	<0.01	<0.01	<0.01	<0.02	<0.02	<0.02	<0.02	<0.1	<0.02	<0.02	<0.02	<0.02	<0.02	<0.02	<0.02	<0.02	<0.05	<0.05	<0.05	<0.05	<0.05	<0.02	<0.05	<0.02	<0.05	<0.05	<0.02	<0.05
MW076	27 Nov 2017	0902_MW76_271117	Normal	NSW_0902_PFAS	<0.01	<0.01	<0.02	<0.01	<0.01	<0.02	<0.02	<0.02	<0.02	<0.1	<0.02	<0.02	<0.02	<0.02	<0.02	<0.02	<0.02	<0.02	<0.05	<0.05	<0.05	<0.05	<0.05	<0.02	<0.05	<0.02	<0.05	<0.05	<0.02	<0.05
MW076	15 Nov 2019	0902_MW076_191115	Normal	NSW_0902_PFASOMP	<0.01	<0.01	<0.02	<0.01	<0.01	<0.02	<0.02	<0.02	<0.02	<0.1	<0.02	<0.02	<0.02	<0.02	<0.02	<0.02	<0.02	<0.02	<0.05	<0.05	<0.05	<0.05	<0.05	<0.02	<0.05	<0.02	<0.05	<0.05	<0.02	<0.05
MW076	15 May 2020	0902_MW076_200515	Normal	NSW_0902_PFASOMP	<0.01	<0.01	0.03	0.03	0.03	<0.02	<0.02	<0.02	<0.02	<0.1	<0.02	<0.02	<0.02	<0.02	<0.02	<0.02	<0.02	<0.02	<0.05	<0.05	<0.05	<0.05	<0.05	<0.02	<0.05	<0.02	<0.05	<0.05	<0.02	<0.05
MW076	09 Nov 2020	0902_MW076_201109	Normal	NSW_0902_PFASOMP	<0.01	<0.01	0.03	0.03	0.03	<0.02	<0.02	<0.02	<0.02	<0.1	<0.02	<0.02	<0.02	<0.02	<0.02	<0.02	<0.02	<0.02	<0.05	<0.05	<0.05	<0.05	<0.05	<0.02	<0.05	<0.02	<0.05	<0.05	<0.02	<0.05
MW076	03 May 2021	0902_MW076_210503	Normal	NSW_0902_PFASOMP	<0.01	<0.01	<0.02	<0.01	<0.01	<0.02	<0.02	<0.02	<0.02	<0.1	<0.02	<0.02	<0.02	<0.02	<0.02	<0.02	<0.02	<0.02	<0.05	<0.05	<0.05	<0.05	<0.05	<0.02	<0.05	<0.02	<0.05	<0.05	<0.02	<0.05
MW076	25 Nov 2021	0902_MW076_211125	Normal	NSW_0902_PFASOMP	<0.01	<0.01	0.03	0.03	0.03	<0.02	<0.02	<0.02	<0.02	<0.1	<0.02	<0.02	<0.02	<0.02	<0.02	<0.02	<0.02	<0.02	<0.05	<0.05	<0.05	<0.05	<0.05	<0.02	<0.05	<0.02	<0.05	<0.05	<0.02	<0.05
MW076	31 May 2022	0902_MW076_220531	Normal	NSW_0902_PFASOMP	<0.01	<0.01	0.02	0.02	0.02	<0.02	<0.02	<0.02	<0.02	<0.1	<0.02	<0.02	<0.02	<0.02	<0.02	<0.02	<0.02	<0.02	<0.05	<0.05	<0.05	<0.05	<0.05	<0.02	<0.05	<0.02	<0.05	<0.05	<0.02	<0.05
MW076	10 Nov 2022	0902_MW076_221110	Normal	NSW_0902_PFASOMP	<0.01	<0.01	0.04	0.04	0.04	<0.02	<0.02	<0.02	<0.02	<0.1	<0.02	<0.02	<0.02	<0.02	<0.02	<0.02	<0.02	<0.02	<0.05	<0.05	<0.05	<0.05	<0.05	<0.02	<0.05	<0.02	<0.05	<0.05	<0.02	<0.05
MW076	10 May 2023	0902_MW076_230510	Normal	NSW_0902_PFASOMP_23	<0.01	<0.01	0.03	0.03	0.03	<0.02	<0.02	<0.02	<0.02	<0.1	<0.02	<0.02	<0.02	<0.02	<0.02	<0.02	<0.02	<0.02	<0.05	<0.05	<0.05	<0.05	<0.05	<0.02	<0.05	<0.02	<0.05	<0.05	<0.02	<0.05
MW076	10 May 2023	0902_QC110_230510	Field_D	NSW_0902_PFASOMP_23	<0.01	<0.01	0.03	0.03	0.03	<0.02	<0.02	<0.02	<0.02	<0.1	<0.02	<0.02	<0.02	<0.02	<0.02	<0.02	<0.02	<0.02	<0.05	<0.05	<0.05	<0.05	<0.05	<0.02	<0.05	<0.02	<0.05	<0.05	<0.02	<0.05
MW076	10 May 2023	0902_QC210_230510	Interlab_D	NSW_0902_PFASOMP_23	<0.01	<0.01	0.04	0.04	0.05	0.01	<0.01	<0.01	<0.02	<0.02	<0.02	<0.01	<0.01	<0.01	<0.02	<0.02	<0.05	<0.1	<0.5	<0.01	<0.01	<0.02	<0.02	<0.1	<0.05	<0.02	<0.05	<0.1	<0.02	<0.5
MW076	24 Nov 2023	0902_MW076_231124	Normal	NSW_0902_PFASOMP_23	<0.01	*0.03*	0.03	0.06	0.06	<0.02	<0.02	<0.02	<0.02	<0.1	<0.02	<0.02	<0.02	<0.02	<0.02	<0.02	<0.02	<0.02	<0.05	<0.05	<0.05	<0.05	<0.05	<0.02	<0.05	<0.02	<0.05	<0.05	<0.02	<0.05
MW076	23 May 2024	0902_MW076_240523	Normal	NSW_0902_PFASOMP_24	<0.01	<0.01	0.04	0.04	0.04	<0.02	<0.02	<0.02	<0.02	<0.1	<0.02	<0.02	<0.02	<0.02	<0.02	<0.02	<0.02	<0.02	<0.05	<0.05	<0.05	<0.05	<0.05	<0.02	<0.05	<0.02	<0.05	<0.05	<0.02	<0.05
MW077	27 Nov 2017	0902_MW77_271117	Normal	NSW_0902_PFAS	<0.01	*0.04*	0.03	0.07	0.07	<0.02	<0.02	<0.02	<0.02	<0.1	<0.02	<0.02	<0.02	<0.02	<0.02	<0.02	<0.02	<0.02	<0.05	<0.05	<0.05	<0.05	<0.05	<0.02	<0.05	<0.02	<0.05	<0.05	<0.02	<0.05
MW077	27 Nov 2017	0902_QC201_271117	Interlab_D	NSW_0902_PFAS	<0.01	*0.01*	0.02	0.03	0.03	<0.01	<0.01	<0.01	<0.02	<0.02	<0.02	<0.01	<0.01	<0.01	<0.02	<0.02	<0.05	<0.1	<0.5	<0.01	<0.01	<0.01	<0.01	<0.1	<0.05	<0.02	<0.05	<0.1	<0.02	<0.5
MW077	15 Nov 2019	0902_MW077_191115	Normal	NSW_0902_PFASOMP	<0.01	*0.04*	0.03	0.07	0.07	<0.02	<0.02	<0.02	<0.02	<0.1	<0.02	<0.02	<0.02	<0.02	<0.02	<0.02	<0.02	<0.02	<0.05	<0.05	<0.05	<0.05	<0.05	<0.02	<0.05	<0.02	<0.05	<0.05	<0.02	<0.05
MW077	15 May 2020	0902_MW077_200515	Normal	NSW_0902_PFASOMP	<0.01	*0.08*	0.04	**0.12**	0.12	<0.02	<0.02	<0.02	<0.02	<0.1	<0.02	<0.02	<0.02	<0.02	<0.02	<0.02	<0.02	<0.02	<0.05	<0.05	<0.05	<0.05	<0.05	<0.02	<0.05	<0.02	<0.05	<0.05	<0.02	<0.05
MW077	09 Nov 2020	0902_MW077_201109	Normal	NSW_0902_PFASOMP	<0.01	*0.07*	0.04	**0.11**	0.11	<0.02	<0.02	<0.02	<0.02	<0.1	<0.02	<0.02	<0.02	<0.02	<0.02	<0.02	<0.02	<0.02	<0.05	<0.05	<0.05	<0.05	<0.05	<0.02	<0.05	<0.02	<0.05	<0.05	<0.02	<0.05
MW077	03 May 2021	0902_MW077_210503	Normal	NSW_0902_PFASOMP	<0.01	*0.04*	0.03	0.07	0.07	<0.02	<0.02	<0.02	<0.02	<0.1	<0.02	<0.02	<0.02	<0.02	<0.02	<0.02	<0.02	<0.02	<0.05	<0.05	<0.05	<0.05	<0.05	<0.02	<0.05	<0.02	<0.05	<0.05	<0.02	<0.05
MW077	25 Nov 2021	0902_MW077_211125	Normal	NSW_0902_PFASOMP	<0.01	*0.05*	0.04	**0.09**	0.09	<0.02	<0.02	<0.02	<0.02	<0.1	<0.02	<0.02	<0.02	<0.02	<0.02	<0.02	<0.02	<0.02	<0.05	<0.05	<0.05	<0.05	<0.05	<0.02	<0.05	<0.02	<0.05	<0.05	<0.02	<0.05
MW077	31 May 2022	0902_MW077_220531	Normal	NSW_0902_PFASOMP	<0.01	*0.03*	0.03	0.06	0.06	<0.02	<0.02	<0.02	<0.02	<0.1	<0.02	<0.02	<0.02	<0.02	<0.02	<0.02	<0.02	<0.02	<0.05	<0.05	<0.05	<0.05	<0.05	<0.02	<0.05	<0.02	<0.05	<0.05	<0.02	<0.05

					PFAS					PFAS - Perfluoroalkyl Sulfonic Acids				PFAS - Perfluoroalkyl Carboxylic Acids										PFAS - (n:2) Fluorotelomer Sulfonic Acids				PFAS - Perfluoroalkyl Sulfonamides						
					Perfluorooctanoic acid (PFOA)	Perfluorooctane sulfonic acid (PFOS)	Perfluorohexane sulfonic acid (PFHxS)	Sum of PFHxS and PFOS	Sum of PFAS	Perfluorobutane sulfonic acid (PFBS)	Perfluoropentane sulfonic acid (PFPeS)	Perfluoroheptane sulfonic acid (PFHpS)	Perfluorodecane sulfonic acid (PFDS)	Perfluorobutanoic acid (PFBA)	Perfluoropentanoic acid (PFPeA)	Perfluorohexanoic acid (PFHxA)	Perfluoroheptanoic acid (PFHpA)	Perfluorononanoic acid (PFNA)	Perfluorodecanoic acid (PFDA)	Perfluoroundecanoic acid (PFUnDA)	Perfluorododecanoic acid (PFDoDA)	Perfluorotridecanoic acid (PFTrDA)	Perfluorotetradecanoic acid (PFTeDA)	4:2 Fluorotelomer sulfonic acid (4:2 FTS)	6:2 Fluorotelomer sulfonic acid (6:2 FTS)	8:2 Fluorotelomer sulfonic acid (8:2 FTS)	10:2 Fluorotelomer sulfonic acid (10:2 FTS)	Perfluorooctane sulfonamide (FOSA)	N-Methyl perfluorooctane sulfonamide (MeFOSA)	N-Methyl perfluorooctane sulfonamidoacetic acid (MeFOSAA)	N-methyl perfluorooctane sulfonamidoethanol (MeFOSE)	N-Ethyl perfluorooctane sulfonamide (EtFOSA)	N-Ethyl perfluorooctane sulfonamidoacetic acid (EtFOSAA)	N-Ethyl perfluorooctane sulfonamidoethanol (EtFOSE)
					µg/L	µg/L	µg/L	µg/L	µg/L	µg/L	µg/L	µg/L	µg/L	µg/L	µg/L	µg/L	µg/L	µg/L	µg/L	µg/L	µg/L	µg/L	µg/L	µg/L	µg/L	µg/L	µg/L	µg/L	µg/L	µg/L	µg/L	µg/L	µg/L	µg/L
LOR					0.001	0.001	0.001	0.001	0.001	0.001	0.001	0.001	0.002	0.002	0.002	0.001	0.001	0.001	0.002	0.002	0.005	0.01	0.02	0.001	0.001	0.002	0.002	0.01	0.02	0.002	0.05	0.02	0.002	0.05
PFAS NEMP 2020 Drinking Water					**0.56**			**0.07**																										
PFAS NEMP 2020 Freshwater 99%					*19*	*0.00023*																												
Location Code	**Date**	**Field ID**	**Sample Type**	**Project ID**																														
MW077	10 Nov 2022	0902_MW077_221110	Normal	NSW_0902_PFASOMP	<0.01	*0.02*	0.03	0.05	0.05	<0.02	<0.02	<0.02	<0.02	<0.1	<0.02	<0.02	<0.02	<0.02	<0.02	<0.02	<0.02	<0.02	<0.05	<0.05	<0.05	<0.05	<0.05	<0.02	<0.05	<0.02	<0.05	<0.05	<0.02	<0.05
MW077	10 May 2023	0902_MW077_230510	Normal	NSW_0902_PFASOMP_23	<0.01	*0.04*	0.02	0.06	0.06	<0.02	<0.02	<0.02	<0.02	<0.1	<0.02	<0.02	<0.02	<0.02	<0.02	<0.02	<0.02	<0.02	<0.05	<0.05	<0.05	<0.05	<0.05	<0.02	<0.05	<0.02	<0.05	<0.05	<0.02	<0.05
MW077	24 Nov 2023	0902_MW077_231124	Normal	NSW_0902_PFASOMP_23	<0.01	*0.03*	0.02	0.05	0.05	<0.02	<0.02	<0.02	<0.02	<0.1	<0.02	<0.02	<0.02	<0.02	<0.02	<0.02	<0.02	<0.02	<0.05	<0.05	<0.05	<0.05	<0.05	<0.02	<0.05	<0.02	<0.05	<0.05	<0.02	<0.05
MW077	24 Nov 2023	0902_QC111_231124	Field_D	NSW_0902_PFASOMP_23	<0.01	*0.03*	0.02	0.05	0.05	<0.02	<0.02	<0.02	<0.02	<0.1	<0.02	<0.02	<0.02	<0.02	<0.02	<0.02	<0.02	<0.02	<0.05	<0.05	<0.05	<0.05	<0.05	<0.02	<0.05	<0.02	<0.05	<0.05	<0.02	<0.05
MW077	24 Nov 2023	0902_QC211_231124	Interlab_D	NSW_0902_PFASOMP_23	<0.01	*0.03*	0.03	0.06	0.06	<0.01	<0.01	<0.01	<0.02	<0.02	<0.02	<0.01	<0.01	<0.01	<0.02	<0.02	<0.05	<0.1	<0.5	<0.01	<0.01	<0.02	<0.02	<0.1	<0.05	<0.02	<0.05	<0.1	<0.02	<0.5
MW077	23 May 2024	0902_MW077_240523	Normal	NSW_0902_PFASOMP_24	<0.01	<0.01	<0.01	<0.01	<0.01	<0.02	<0.02	<0.02	<0.02	<0.1	<0.02	<0.02	<0.02	<0.02	<0.02	<0.02	<0.02	<0.02	<0.05	<0.05	<0.05	<0.05	<0.05	<0.02	<0.05	<0.02	<0.05	<0.05	<0.02	<0.05
MW078	27 Nov 2017	0902_MW78_271117	Normal	NSW_0902_PFAS	<0.01	<0.01	0.02	0.02	0.02	<0.02	<0.02	<0.02	<0.02	<0.1	<0.02	<0.02	<0.02	<0.02	<0.02	<0.02	<0.02	<0.02	<0.05	<0.05	<0.05	<0.05	<0.05	<0.02	<0.05	<0.02	<0.05	<0.05	<0.02	<0.05
MW078	27 Nov 2017	0902_QC101_271117	Field_D	NSW_0902_PFAS	<0.01	<0.01	0.02	0.02	0.17	<0.02	<0.02	<0.02	<0.02	<0.1	<0.02	<0.02	<0.02	<0.02	<0.02	<0.02	<0.02	<0.02	<0.05	<0.05	0.15	<0.05	<0.05	<0.02	<0.05	<0.02	<0.05	<0.05	<0.02	<0.05
MW078	15 Nov 2019	0902_MW078_191115	Normal	NSW_0902_PFASOMP	<0.01	<0.01	<0.02	<0.01	<0.01	<0.02	<0.02	<0.02	<0.02	<0.1	<0.02	<0.02	<0.02	<0.02	<0.02	<0.02	<0.02	<0.02	<0.05	<0.05	<0.05	<0.05	<0.05	<0.02	<0.05	<0.02	<0.05	<0.05	<0.02	<0.05
MW078	13 May 2020	0902_MW078_200513	Normal	NSW_0902_PFASOMP	<0.01	<0.01	<0.02	<0.01	<0.01	<0.02	<0.02	<0.02	<0.02	<0.1	<0.02	<0.02	<0.02	<0.02	<0.02	<0.02	<0.02	<0.02	<0.05	<0.05	<0.05	<0.05	<0.05	<0.02	<0.05	<0.02	<0.05	<0.05	<0.02	<0.05
MW078	09 Nov 2020	0902_MW078_201109	Normal	NSW_0902_PFASOMP	<0.01	<0.01	<0.02	<0.01	<0.01	<0.02	<0.02	<0.02	<0.02	<0.1	<0.02	<0.02	<0.02	<0.02	<0.02	<0.02	<0.02	<0.02	<0.05	<0.05	<0.05	<0.05	<0.05	<0.02	<0.05	<0.02	<0.05	<0.05	<0.02	<0.05
MW078	03 May 2021	0902_MW078_210503	Normal	NSW_0902_PFASOMP	<0.01	<0.01	<0.02	<0.01	<0.01	<0.02	<0.02	<0.02	<0.02	<0.1	<0.02	<0.02	<0.02	<0.02	<0.02	<0.02	<0.02	<0.02	<0.05	<0.05	<0.05	<0.05	<0.05	<0.02	<0.05	<0.02	<0.05	<0.05	<0.02	<0.05
MW078	25 Nov 2021	0902_MW078_211125	Normal	NSW_0902_PFASOMP	<0.01	*0.01*	0.18	**0.19**	0.34	0.06	0.03	<0.02	<0.02	<0.1	<0.02	0.06	<0.02	<0.02	<0.02	<0.02	<0.02	<0.02	<0.05	<0.05	<0.05	<0.05	<0.05	<0.02	<0.05	<0.02	<0.05	<0.05	<0.02	<0.05
MW078	31 May 2022	0902_MW078_220531	Normal	NSW_0902_PFASOMP	<0.01	*0.01*	0.56	**0.57**	1.02	0.07	0.09	<0.02	<0.02	0.1	0.05	0.14	<0.02	<0.02	<0.02	<0.02	<0.02	<0.02	<0.05	<0.05	<0.05	<0.05	<0.05	<0.02	<0.05	<0.02	<0.05	<0.05	<0.02	<0.05
MW078	31 May 2022	0902_QC208_220531	Interlab_D	NSW_0902_PFASOMP	<0.01	*0.02*	0.41	**0.43**	0.82	0.06	0.06	<0.01	<0.02	0.09	0.04	0.13	0.01	<0.01	<0.02	<0.02	<0.05	<0.1	<0.5	<0.01	<0.01	<0.02	<0.02	<0.1	<0.05	<0.02	<0.05	<0.1	<0.02	<0.5
MW078	08 Nov 2022	0902_MW078_221108	Normal	NSW_0902_PFASOMP	0.01	*0.03*	0.67	**0.70**	1.21	0.08	0.10	<0.02	<0.02	0.1	0.06	0.16	<0.02	<0.02	<0.02	<0.02	<0.02	<0.02	<0.05	<0.05	<0.05	<0.05	<0.05	<0.02	<0.05	<0.02	<0.05	<0.05	<0.02	<0.05
MW078	08 Nov 2022	0902_QC212_221108	Interlab_D	NSW_0902_PFASOMP	<0.01	*0.03*	0.58	**0.61**	1.1	0.08	0.1	<0.01	<0.02	0.1	0.05	0.12	0.01	<0.01	<0.02	<0.02	<0.05	<0.1	<0.5	<0.01	<0.01	<0.02	<0.02	<0.1	<0.05	<0.02	<0.05	<0.1	<0.02	<0.5
MW078	11 May 2023	0902_MW078_230511	Normal	NSW_0902_PFASOMP_23	<0.01	*0.03*	0.30	**0.33**	0.53	0.04	0.04	<0.02	<0.02	<0.1	0.04	0.08	<0.02	<0.02	<0.02	<0.02	<0.02	<0.02	<0.05	<0.05	<0.05	<0.05	<0.05	<0.02	<0.05	<0.02	<0.05	<0.05	<0.02	<0.05
MW078	24 Nov 2023	0902_MW078_231124	Normal	NSW_0902_PFASOMP_23	0.01	*0.02*	0.75	**0.77**	1.47	0.09	0.10	<0.02	<0.02	0.2	0.08	0.22	<0.02	<0.02	<0.02	<0.02	<0.02	<0.02	<0.05	<0.05	<0.05	<0.05	<0.05	<0.02	<0.05	<0.02	<0.05	<0.05	<0.02	<0.05
MW078	23 May 2024	0902_MW078_240523	Normal	NSW_0902_PFASOMP_24	<0.01	*0.02*	0.36	**0.38**	0.60	0.04	0.05	<0.02	<0.02	<0.1	0.04	0.09	<0.02	<0.02	<0.02	<0.02	<0.02	<0.02	<0.05	<0.05	<0.05	<0.05	<0.05	<0.02	<0.05	<0.02	<0.05	<0.05	<0.02	<0.05
MW079	17 Nov 2017	0902_MW79_171117	Normal	NSW_0902_PFAS	0.04	*0.03*	0.55	**0.58**	0.96	0.07	0.12	0.03	<0.02	<0.1	<0.02	0.12	<0.02	<0.02	<0.02	<0.02	<0.02	<0.02	<0.05	<0.05	<0.05	<0.05	<0.05	<0.02	<0.05	<0.02	<0.05	<0.05	<0.02	<0.05
MW079	17 Nov 2017	0902_QC183_171117	Field_D	NSW_0902_PFAS	0.04	*0.04*	0.65	**0.69**	1.09	0.11	0.12	0.04	<0.02	<0.1	<0.02	0.09	<0.02	<0.02	<0.02	<0.02	<0.02	<0.02	<0.05	<0.05	<0.05	<0.05	<0.05	<0.02	<0.05	<0.02	<0.05	<0.05	<0.02	<0.05
MW079	15 Nov 2019	0902_MW079_191115	Normal	NSW_0902_PFASOMP	0.02	*0.01*	0.83	**0.84**	1.21	0.13	0.12	<0.02	<0.02	<0.1	<0.02	0.10	<0.02	<0.02	<0.02	<0.02	<0.02	<0.02	<0.05	<0.05	<0.05	<0.05	<0.05	<0.02	<0.05	<0.02	<0.05	<0.05	<0.02	<0.05
MW079	13 May 2020	0902_MW079_200513	Normal	NSW_0902_PFASOMP	0.02	*0.02*	1.07	**1.09**	1.68	0.24	0.14	0.03	<0.02	<0.1	0.03	0.13	<0.02	<0.02	<0.02	<0.02	<0.02	<0.02	<0.05	<0.05	<0.05	<0.05	<0.05	<0.02	<0.05	<0.02	<0.05	<0.05	<0.02	<0.05
MW079	09 Nov 2020	0902_MW079_201109	Normal	NSW_0902_PFASOMP	0.01	<0.01	0.72	**0.72**	1.07	0.12	0.12	<0.02	<0.02	<0.1	<0.02	0.10	<0.02	<0.02	<0.02	<0.02	<0.02	<0.02	<0.05	<0.05	<0.05	<0.05	<0.05	<0.02	<0.05	<0.02	<0.05	<0.05	<0.02	<0.05
MW079	03 May 2021	0902_MW079_210503	Normal	NSW_0902_PFASOMP	0.02	<0.01	1.13	**1.13**	1.67	0.16	0.16	0.03	<0.02	<0.1	0.03	0.14	<0.02	<0.02	<0.02	<0.02	<0.02	<0.02	<0.05	<0.05	<0.05	<0.05	<0.05	<0.02	<0.05	<0.02	<0.05	<0.05	<0.02	<0.05
MW079	24 Nov 2021	0902_MW079_211124	Normal	NSW_0902_PFASOMP	0.02	*0.08*	0.82	**0.90**	1.34	0.14	0.11	0.02	<0.02	<0.1	0.02	0.13	<0.02	<0.02	<0.02	<0.02	<0.02	<0.02	<0.05	<0.05	<0.05	<0.05	<0.05	<0.02	<0.05	<0.02	<0.05	<0.05	<0.02	<0.05
MW079	31 May 2022	0902_MW079_220531	Normal	NSW_0902_PFASOMP	0.02	*0.52*	1.25	**1.77**	2.36	0.16	0.18	0.03	<0.02	<0.1	0.04	0.14	0.02	<0.02	<0.02	<0.02	<0.02	<0.02	<0.05	<0.05	<0.05	<0.05	<0.05	<0.02	<0.05	<0.02	<0.05	<0.05	<0.02	<0.05
MW079	08 Nov 2022	0902_MW079_221108	Normal	NSW_0902_PFASOMP	0.06	*1.44*	1.64	**3.08**	3.83	0.16	0.18	0.04	<0.02	<0.1	0.06	0.22	0.03	<0.02	<0.02	<0.02	<0.02	<0.02	<0.05	<0.05	<0.05	<0.05	<0.05	<0.02	<0.05	<0.02	<0.05	<0.05	<0.02	<0.05
MW079	10 May 2023	0902_MW079_230510	Normal	NSW_0902_PFASOMP_23	0.05	*1.04*	1.39	**2.43**	3.06	0.14	0.15	0.04	<0.02	<0.1	0.04	0.19	0.02	<0.02	<0.02	<0.02	<0.02	<0.02	<0.05	<0.05	<0.05	<0.05	<0.05	<0.02	<0.05	<0.02	<0.05	<0.05	<0.02	<0.05
MW079	10 May 2023	0902_QC111_230510	Field_D	NSW_0902_PFASOMP_23	0.06	*1.52*	1.62	**3.14**	3.93	0.18	0.19	0.05	<0.02	<0.1	0.06	0.22	0.03	<0.02	<0.02	<0.02	<0.02	<0.02	<0.05	<0.05	<0.05	<0.05	<0.05	<0.02	<0.05	<0.02	<0.05	<0.05	<0.02	<0.05
MW079	10 May 2023	0902_QC211_230510	Interlab_D	NSW_0902_PFASOMP_23	0.05	*0.93*	1.7	**2.7**	3.4	0.16	0.18	0.04	<0.02	0.06	0.06	0.22	0.03	<0.01	<0.02	<0.02	<0.05	<0.1	<0.5	<0.01	<0.01	<0.02	<0.02	<0.1	<0.05	<0.02	<0.05	<0.1	<0.02	<0.5
MW079	24 Nov 2023	0902_MW079_231124	Normal	NSW_0902_PFASOMP_23	0.05	*1.08*	1.44	**2.52**	3.22	0.14	0.18	0.04	<0.02	<0.1	0.05	0.21	0.03	<0.02	<0.02	<0.02	<0.02	<0.02	<0.05	<0.05	<0.05	<0.05	<0.05	<0.02	<0.05	<0.02	<0.05	<0.05	<0.02	<0.05
MW079	23 May 2024	0902_MW079_240523	Normal	NSW_0902_PFASOMP_24	0.06	*1.16*	1.60	**2.76**	3.60	0.15	0.20	0.04	<0.02	<0.1	0.06	0.23	0.03	<0.02	<0.02	<0.02	<0.02	<0.02	<0.05	<0.05	<0.05	<0.05	<0.05	<0.02	<0.05	<0.02	<0.05	<0.05	<0.02	<0.05
MW080	17 Nov 2017	0902_MW80_171117	Normal	NSW_0902_PFAS	0.25	*2.51*	3.80	**6.31**	9.61	0.72	0.70	0.36	<0.02	<0.1	0.19	0.97	0.11	<0.02	<0.02	<0.02	<0.02	<0.02	<0.05	<0.05	<0.05	<0.05	<0.05	<0.02	<0.05	<0.02	<0.05	<0.05	<0.02	<0.05
MW080	15 Nov 2019	0902_MW080_191115	Normal	NSW_0902_PFASOMP	0.10	*1.17*	2.73	**3.90**	5.55	0.43	0.42	0.13	<0.02	<0.1	0.08	0.44	0.05	<0.02	<0.02	<0.02	<0.02	<0.02	<0.05	<0.05	<0.05	<0.05	<0.05	<0.02	<0.05	<0.02	<0.05	<0.05	<0.02	<0.05
MW080	13 May 2020	0902_MW080_200513	Normal	NSW_0902_PFASOMP	0.18	*2.28*	4.32	**6.60**	9.39	0.66	0.63	0.29	<0.02	<0.1	0.16	0.78	0.09	<0.02	<0.02	<0.02	<0.02	<0.02	<0.05	<0.05	<0.05	<0.05	<0.05	<0.02	<0.05	<0.02	<0.05	<0.05	<0.02	<0.05
MW080	09 Nov 2020	0902_MW080_201109	Normal	NSW_0902_PFASOMP	0.20	*3.38*	4.97	**8.35**	11.8	0.74	0.91	0.33	<0.02	0.1	0.17	0.89	0.11	<0.02	<0.02	<0.02	<0.02	<0.02	<0.05	<0.05	<0.05	<0.05	<0.05	<0.02	<0.05	<0.02	<0.05	<0.05	<0.02	<0.05
MW080	03 May 2021	0902_MW080_210503	Normal	NSW_0902_PFASOMP	0.10	*0.88*	2.21	**3.09**	4.69	0.39	0.37	0.12	<0.02	<0.1	0.09	0.47	0.06	<0.02	<0.02	<0.02	<0.02	<0.02	<0.05	<0.05	<0.05	<0.05	<0.05	<0.02	<0.05	<0.02	<0.05	<0.05	<0.02	<0.05
MW080	24 Nov 2021	0902_MW080_211124	Normal	NSW_0902_PFASOMP	0.18	*2.92*	4.38	**7.30**	10.5	0.86	0.62	0.28	<0.02	<0.1	0.16	1.01	0.10	<0.02	<0.02	<0.02	<0.02	<0.02	<0.05	<0.05	<0.05	<0.05	<0.05	<0.02	<0.05	<0.02	<0.05	<0.05	<0.02	<0.05
MW080	24 Nov 2021	0902_QC207_211124	Interlab_D	NSW_0902_PFASOMP	0.17	*2.3*	4.2	**6.5**	9.4	0.64	0.65	0.27	<0.02	0.08	0.2	0.79	0.11	<0.01	<0.02	<0.02	<0.05	<0.1	<0.5	<0.01	0.01	<0.02	<0.02	<0.1	<0.05	<0.02	<0.05	<0.1	<0.02	<0.5
MW080	16 Jun 2022	0902_MW080_220616	Normal	NSW_0902_PFASOMP	<0.01	*0.06*	0.53	**0.59**	0.68	0.04	0.05	<0.02	<0.02	<0.1	<0.02	<0.02	<0.02	<0.02	<0.02	<0.02	<0.02	<0.02	<0.05	<0.05	<0.05	<0.05	<0.05	<0.02	<0.05	<0.02	<0.05	<0.05	<0.02	<0.05

					PFAS					PFAS - Perfluoroalkyl Sulfonic Acids				PFAS - Perfluoroalkyl Carboxylic Acids										PFAS - (n:2) Fluorotelomer Sulfonic Acids				PFAS - Perfluoroalkyl Sulfonamides						
					Perfluorooctanoic acid (PFOA)	Perfluorooctane sulfonic acid (PFOS)	Perfluorohexane sulfonic acid (PFHxS)	Sum of PFHxS and PFOS	Sum of PFAS	Perfluorobutane sulfonic acid (PFBS)	Perfluoropentane sulfonic acid (PFPeS)	Perfluoroheptane sulfonic acid (PFHpS)	Perfluorodecane sulfonic acid (PFDS)	Perfluorobutanoic acid (PFBA)	Perfluoropentanoic acid (PFPeA)	Perfluorohexanoic acid (PFHxA)	Perfluoroheptanoic acid (PFHpA)	Perfluorononanoic acid (PFNA)	Perfluorodecanoic acid (PFDA)	Perfluoroundecanoic acid (PFUnDA)	Perfluorododecanoic acid (PFDoDA)	Perfluorotridecanoic acid (PFTrDA)	Perfluorotetradecanoic acid (PFTeDA)	4:2 Fluorotelomer sulfonic acid (4:2 FTS)	6:2 Fluorotelomer sulfonic acid (6:2 FTS)	8:2 Fluorotelomer sulfonic acid (8:2 FTS)	10:2 Fluorotelomer sulfonic acid (10:2 FTS)	Perfluorooctane sulfonamide (FOSA)	N-Methyl perfluorooctane sulfonamide (MeFOSA)	N-Methyl perfluorooctane sulfonamidoacetic acid (MeFOSAA)	N-methyl perfluorooctane sulfonamidoethanol (MeFOSE)	N-Ethyl perfluorooctane sulfonamide (EtFOSA)	N-Ethyl perfluorooctane sulfonamidoacetic acid (EtFOSAA)	N-Ethyl perfluorooctane sulfonamidoethanol (EtFOSE)
					µg/L	µg/L	µg/L	µg/L	µg/L	µg/L	µg/L	µg/L	µg/L	µg/L	µg/L	µg/L	µg/L	µg/L	µg/L	µg/L	µg/L	µg/L	µg/L	µg/L	µg/L	µg/L	µg/L	µg/L	µg/L	µg/L	µg/L	µg/L	µg/L	µg/L
LOR					0.001	0.001	0.001	0.001	0.001	0.001	0.001	0.001	0.002	0.002	0.002	0.001	0.001	0.001	0.002	0.002	0.005	0.01	0.02	0.001	0.001	0.002	0.002	0.01	0.02	0.002	0.05	0.02	0.002	0.05
PFAS NEMP 2020 Drinking Water					**0.56**			**0.07**																										
PFAS NEMP 2020 Freshwater 99%					*19*	*0.00023*																												
Location Code	**Date**	**Field ID**	**Sample Type**	**Project ID**																														
MW080	08 Nov 2022	0902_MW080_221108	Normal	NSW_0902_PFASOMP	0.06	*0.78*	2.07	**2.85**	3.99	0.30	0.33	0.09	<0.02	<0.1	0.06	0.26	0.04	<0.02	<0.02	<0.02	<0.02	<0.02	<0.05	<0.05	<0.05	<0.05	<0.05	<0.02	<0.05	<0.02	<0.05	<0.05	<0.02	<0.05
MW080	07 Dec 2022	0902_MW080_221207	Normal	NSW_0902_PFASMGMT	0.17	*2.0*	3.5	**5.5**	7.8	0.49	0.54	0.20	<0.02	0.07	0.1	0.62	0.08	<0.01	<0.02	<0.02	<0.05	<0.1	<0.5	<0.01	0.01	<0.02	<0.02	<0.1	<0.05	<0.02	<0.05	<0.1	<0.02	<0.5
MW080	08 May 2023	0902_MW080_230508	Normal	NSW_0902_PFASOMP_23	0.17	*2.87*	3.62	**6.49**	8.94	0.53	0.64	0.27	<0.02	<0.1	0.17	0.59	0.08	<0.02	<0.02	<0.02	<0.02	<0.02	<0.05	<0.05	<0.05	<0.05	<0.05	<0.02	<0.05	<0.02	<0.05	<0.05	<0.02	<0.05
MW080	24 Nov 2023	0902_MW080_231124	Normal	NSW_0902_PFASOMP_23	0.07	*0.97*	2.46	**3.43**	4.74	0.31	0.38	0.11	<0.02	<0.1	0.07	0.33	0.04	<0.02	<0.02	<0.02	<0.02	<0.02	<0.05	<0.05	<0.05	<0.05	<0.05	<0.02	<0.05	<0.02	<0.05	<0.05	<0.02	<0.05
MW081	09 Nov 2017	0902_MW81_091117	Normal	NSW_0902_PFAS	<0.01	*0.04*	0.03	0.07	0.09	0.02	<0.02	<0.02	<0.02	<0.1	<0.02	<0.02	<0.02	<0.02	<0.02	<0.02	<0.02	<0.02	<0.05	<0.05	<0.05	<0.05	<0.05	<0.02	<0.05	<0.02	<0.05	<0.05	<0.02	<0.05
MW081	15 Nov 2019	0902_MW081_191115	Normal	NSW_0902_PFASOMP	<0.01	*0.02*	<0.02	0.02	0.02	<0.02	<0.02	<0.02	<0.02	<0.1	<0.02	<0.02	<0.02	<0.02	<0.02	<0.02	<0.02	<0.02	<0.05	<0.05	<0.05	<0.05	<0.05	<0.02	<0.05	<0.02	<0.05	<0.05	<0.02	<0.05
MW081	15 Nov 2019	0902_QC107_191115	Field_D	NSW_0902_PFASOMP	<0.01	*0.02*	<0.02	0.02	0.02	<0.02	<0.02	<0.02	<0.02	<0.1	<0.02	<0.02	<0.02	<0.02	<0.02	<0.02	<0.02	<0.02	<0.05	<0.05	<0.05	<0.05	<0.05	<0.02	<0.05	<0.02	<0.05	<0.05	<0.02	<0.05
MW081	15 May 2020	0902_MW081_200515	Normal	NSW_0902_PFASOMP	<0.05	<0.05	<0.05	<0.05	<0.05	<0.05	<0.05	<0.05	<0.05	<0.2	<0.05	<0.05	<0.05	<0.05	<0.05	<0.05	<0.05	<0.05	<0.12	<0.05	<0.05	<0.05	<0.05	<0.05	<0.12	<0.05	<0.12	<0.12	<0.05	<0.12
MW081	13 Nov 2020	0902_MW081_201113	Normal	NSW_0902_PFASOMP	<0.01	*0.02*	<0.02	0.02	0.02	<0.02	<0.02	<0.02	<0.02	<0.1	<0.02	<0.02	<0.02	<0.02	<0.02	<0.02	<0.02	<0.02	<0.05	<0.05	<0.05	<0.05	<0.05	<0.02	<0.05	<0.02	<0.05	<0.05	<0.02	<0.05
MW081	05 May 2021	0902_MW081_210505	Normal	NSW_0902_PFASOMP	<0.01	<0.01	<0.02	<0.01	<0.01	<0.02	<0.02	<0.02	<0.02	<0.1	<0.02	<0.02	<0.02	<0.02	<0.02	<0.02	<0.02	<0.02	<0.05	<0.05	<0.05	<0.05	<0.05	<0.02	<0.05	<0.02	<0.05	<0.05	<0.02	<0.05
MW081	29 Nov 2021	0902_MW081_211129	Normal	NSW_0902_PFASOMP	<0.01	*0.02*	0.02	0.04	0.04	<0.02	<0.02	<0.02	<0.02	<0.1	<0.02	<0.02	<0.02	<0.02	<0.02	<0.02	<0.02	<0.02	<0.05	<0.05	<0.05	<0.05	<0.05	<0.02	<0.05	<0.02	<0.05	<0.05	<0.02	<0.05
MW081	30 May 2022	0902_MW081_220530	Normal	NSW_0902_PFASOMP	<0.01	*0.07*	0.03	**0.10**	0.10	<0.02	<0.02	<0.02	<0.02	<0.1	<0.02	<0.02	<0.02	<0.02	<0.02	<0.02	<0.02	<0.02	<0.05	<0.05	<0.05	<0.05	<0.05	<0.02	<0.05	<0.02	<0.05	<0.05	<0.02	<0.05
MW081	03 Nov 2022	0902_MW081_221103	Normal	NSW_0902_PFASOMP	<0.01	*0.07*	0.04	**0.11**	0.11	<0.02	<0.02	<0.02	<0.02	<0.1	<0.02	<0.02	<0.02	<0.02	<0.02	<0.02	<0.02	<0.02	<0.05	<0.05	<0.05	<0.05	<0.05	<0.02	<0.05	<0.02	<0.05	<0.05	<0.02	<0.05
MW081	03 Nov 2022	0902_QC103_221103	Field_D	NSW_0902_PFASOMP	<0.01	*0.05*	0.03	**0.08**	0.08	<0.02	<0.02	<0.02	<0.02	<0.1	<0.02	<0.02	<0.02	<0.02	<0.02	<0.02	<0.02	<0.02	<0.05	<0.05	<0.05	<0.05	<0.05	<0.02	<0.05	<0.02	<0.05	<0.05	<0.02	<0.05
MW081	09 May 2023	0902_MW081_230509	Normal	NSW_0902_PFASOMP_23	<0.01	*0.04*	0.02	0.06	0.06	<0.02	<0.02	<0.02	<0.02	<0.1	<0.02	<0.02	<0.02	<0.02	<0.02	<0.02	<0.02	<0.02	<0.05	<0.05	<0.05	<0.05	<0.05	<0.02	<0.05	<0.02	<0.05	<0.05	<0.02	<0.05
MW081	24 Nov 2023	0902_MW081_231124	Normal	NSW_0902_PFASOMP_23	<0.01	*0.04*	0.03	0.07	0.07	<0.02	<0.02	<0.02	<0.02	<0.1	<0.02	<0.02	<0.02	<0.02	<0.02	<0.02	<0.02	<0.02	<0.05	<0.05	<0.05	<0.05	<0.05	<0.02	<0.05	<0.02	<0.05	<0.05	<0.02	<0.05
MW081	23 May 2024	0902_MW081_240523	Normal	NSW_0902_PFASOMP_24	<0.01	*0.04*	0.04	**0.08**	0.08	<0.02	<0.02	<0.02	<0.02	<0.1	<0.02	<0.02	<0.02	<0.02	<0.02	<0.02	<0.02	<0.02	<0.05	<0.05	<0.05	<0.05	<0.05	<0.02	<0.05	<0.02	<0.05	<0.05	<0.02	<0.05
MW082	09 Nov 2017	0902_MW82_091117	Normal	NSW_0902_PFAS	<0.01	<0.01	<0.02	<0.01	<0.01	<0.02	<0.02	<0.02	<0.02	<0.1	<0.02	<0.02	<0.02	<0.02	<0.02	<0.02	<0.02	<0.02	<0.05	<0.05	<0.05	<0.05	<0.05	<0.02	<0.05	<0.02	<0.05	<0.05	<0.02	<0.05
MW082	15 Nov 2019	0902_MW082_191115	Normal	NSW_0902_PFASOMP	<0.01	<0.01	<0.02	<0.01	<0.01	<0.02	<0.02	<0.02	<0.02	<0.1	<0.02	<0.02	<0.02	<0.02	<0.02	<0.02	<0.02	<0.02	<0.05	<0.05	<0.05	<0.05	<0.05	<0.02	<0.05	<0.02	<0.05	<0.05	<0.02	<0.05
MW082	15 May 2020	0902_MW082_200515	Normal	NSW_0902_PFASOMP	<0.01	<0.01	<0.02	<0.01	<0.01	<0.02	<0.02	<0.02	<0.02	<0.1	<0.02	<0.02	<0.02	<0.02	<0.02	<0.02	<0.02	<0.02	<0.05	<0.05	<0.05	<0.05	<0.05	<0.02	<0.05	<0.02	<0.05	<0.05	<0.02	<0.05
MW082	09 Nov 2020	0902_MW082_201109	Normal	NSW_0902_PFASOMP	<0.01	<0.01	<0.02	<0.01	<0.01	<0.02	<0.02	<0.02	<0.02	<0.1	<0.02	<0.02	<0.02	<0.02	<0.02	<0.02	<0.02	<0.02	<0.05	<0.05	<0.05	<0.05	<0.05	<0.02	<0.05	<0.02	<0.05	<0.05	<0.02	<0.05
MW082	04 May 2021	0902_MW082_210504	Normal	NSW_0902_PFASOMP	<0.01	<0.01	<0.02	<0.01	<0.01	<0.02	<0.02	<0.02	<0.02	<0.1	<0.02	<0.02	<0.02	<0.02	<0.02	<0.02	<0.02	<0.02	<0.05	<0.05	<0.05	<0.05	<0.05	<0.02	<0.05	<0.02	<0.05	<0.05	<0.02	<0.05
MW082	04 May 2021	0902_QC101_210504	Field_D	NSW_0902_PFASOMP	<0.01	<0.01	<0.02	<0.01	<0.01	<0.02	<0.02	<0.02	<0.02	<0.1	<0.02	<0.02	<0.02	<0.02	<0.02	<0.02	<0.02	<0.02	<0.05	<0.05	<0.05	<0.05	<0.05	<0.02	<0.05	<0.02	<0.05	<0.05	<0.02	<0.05
MW082	25 Nov 2021	0902_MW082_211125	Normal	NSW_0902_PFASOMP	<0.01	<0.01	<0.01	<0.01	<0.01	<0.02	<0.02	<0.02	<0.02	<0.1	<0.02	<0.02	<0.02	<0.02	<0.02	<0.02	<0.02	<0.02	<0.05	<0.05	<0.05	<0.05	<0.05	<0.02	<0.05	<0.02	<0.05	<0.05	<0.02	<0.05
MW082	30 May 2022	0902_MW082_220530	Normal	NSW_0902_PFASOMP	<0.01	<0.01	<0.01	<0.01	<0.01	<0.02	<0.02	<0.02	<0.02	<0.1	<0.02	<0.02	<0.02	<0.02	<0.02	<0.02	<0.02	<0.02	<0.05	<0.05	<0.05	<0.05	<0.05	<0.02	<0.05	<0.02	<0.05	<0.05	<0.02	<0.05
MW082	21 Nov 2022	0902_MW082_221121	Normal	NSW_0902_PFASOMP	<0.01	<0.01	<0.01	<0.01	<0.01	<0.02	<0.02	<0.02	<0.02	<0.1	<0.02	<0.02	<0.02	<0.02	<0.02	<0.02	<0.02	<0.02	<0.05	<0.05	<0.05	<0.05	<0.05	<0.02	<0.05	<0.02	<0.05	<0.05	<0.02	<0.05
MW082	09 May 2023	0902_MW082_230509	Normal	NSW_0902_PFASOMP_23	<0.01	<0.01	<0.01	<0.01	<0.01	<0.02	<0.02	<0.02	<0.02	<0.1	<0.02	<0.02	<0.02	<0.02	<0.02	<0.02	<0.02	<0.02	<0.05	<0.05	<0.05	<0.05	<0.05	<0.02	<0.05	<0.02	<0.05	<0.05	<0.02	<0.05
MW086	17 Nov 2017	0902_MW86_171117	Normal	NSW_0902_PFAS	<0.01	<0.01	<0.02	<0.01	<0.01	<0.02	<0.02	<0.02	<0.02	<0.1	<0.02	<0.02	<0.02	<0.02	<0.02	<0.02	<0.02	<0.02	<0.05	<0.05	<0.05	<0.05	<0.05	<0.02	<0.05	<0.02	<0.05	<0.05	<0.02	<0.05
MW086	15 Nov 2019	0902_MW086_191115	Normal	NSW_0902_PFASOMP	<0.01	<0.01	<0.02	<0.01	<0.01	<0.02	<0.02	<0.02	<0.02	<0.1	<0.02	<0.02	<0.02	<0.02	<0.02	<0.02	<0.02	<0.02	<0.05	<0.05	<0.05	<0.05	<0.05	<0.02	<0.05	<0.02	<0.05	<0.05	<0.02	<0.05
MW086	13 May 2020	0902_MW086_200513	Normal	NSW_0902_PFASOMP	<0.01	<0.01	<0.02	<0.01	<0.01	<0.02	<0.02	<0.02	<0.02	<0.1	<0.02	<0.02	<0.02	<0.02	<0.02	<0.02	<0.02	<0.02	<0.05	<0.05	<0.05	<0.05	<0.05	<0.02	<0.05	<0.02	<0.05	<0.05	<0.02	<0.05
MW086	09 Nov 2020	0902_MW086_201109	Normal	NSW_0902_PFASOMP	<0.01	<0.01	<0.02	<0.01	<0.01	<0.02	<0.02	<0.02	<0.02	<0.1	<0.02	<0.02	<0.02	<0.02	<0.02	<0.02	<0.02	<0.02	<0.05	<0.05	<0.05	<0.05	<0.05	<0.02	<0.05	<0.02	<0.05	<0.05	<0.02	<0.05
MW086	03 May 2021	0902_MW086_210503	Normal	NSW_0902_PFASOMP	<0.01	<0.01	<0.02	<0.01	<0.01	<0.02	<0.02	<0.02	<0.02	<0.1	<0.02	<0.02	<0.02	<0.02	<0.02	<0.02	<0.02	<0.02	<0.05	<0.05	<0.05	<0.05	<0.05	<0.02	<0.05	<0.02	<0.05	<0.05	<0.02	<0.05
MW086	22 Nov 2021	0902_MW086_211122	Normal	NSW_0902_PFASOMP	<0.01	<0.01	<0.01	<0.01	<0.01	<0.02	<0.02	<0.02	<0.02	<0.1	<0.02	<0.02	<0.02	<0.02	<0.02	<0.02	<0.02	<0.02	<0.05	<0.05	<0.05	<0.05	<0.05	<0.02	<0.05	<0.02	<0.05	<0.05	<0.02	<0.05
MW091	17 Nov 2017	0902_MW91_171117	Normal	NSW_0902_PFAS	<0.01	<0.01	<0.02	<0.01	<0.01	<0.02	<0.02	<0.02	<0.02	<0.1	<0.02	<0.02	<0.02	<0.02	<0.02	<0.02	<0.02	<0.02	<0.05	<0.05	<0.05	<0.05	<0.05	<0.02	<0.05	<0.02	<0.05	<0.05	<0.02	<0.05
MW091	13 May 2020	0902_MW091_200513	Normal	NSW_0902_PFASOMP	<0.01	*0.03*	0.03	0.06	0.06	<0.02	<0.02	<0.02	<0.02	<0.1	<0.02	<0.02	<0.02	<0.02	<0.02	<0.02	<0.02	<0.02	<0.05	<0.05	<0.05	<0.05	<0.05	<0.02	<0.05	<0.02	<0.05	<0.05	<0.02	<0.05
MW091	09 Nov 2020	0902_MW091_201109	Normal	NSW_0902_PFASOMP	<0.01	*0.03*	0.02	0.05	0.05	<0.02	<0.02	<0.02	<0.02	<0.1	<0.02	<0.02	<0.02	<0.02	<0.02	<0.02	<0.02	<0.02	<0.05	<0.05	<0.05	<0.05	<0.05	<0.02	<0.05	<0.02	<0.05	<0.05	<0.02	<0.05
MW091	03 May 2021	0902_MW091_210503	Normal	NSW_0902_PFASOMP	<0.01	*0.03*	0.04	0.07	0.07	<0.02	<0.02	<0.02	<0.02	<0.1	<0.02	<0.02	<0.02	<0.02	<0.02	<0.02	<0.02	<0.02	<0.05	<0.05	<0.05	<0.05	<0.05	<0.02	<0.05	<0.02	<0.05	<0.05	<0.02	<0.05
MW091	25 Nov 2021	0902_MW091_211125	Normal	NSW_0902_PFASOMP	<0.01	*0.02*	0.02	0.04	0.04	<0.02	<0.02	<0.02	<0.02	<0.1	<0.02	<0.02	<0.02	<0.02	<0.02	<0.02	<0.02	<0.02	<0.05	<0.05	<0.05	<0.05	<0.05	<0.02	<0.05	<0.02	<0.05	<0.05	<0.02	<0.05
MW091	30 May 2022	0902_MW091_220530	Normal	NSW_0902_PFASOMP	<0.01	*0.03*	0.06	**0.09**	0.09	<0.02	<0.02	<0.02	<0.02	<0.1	<0.02	<0.02	<0.02	<0.02	<0.02	<0.02	<0.02	<0.02	<0.05	<0.05	<0.05	<0.05	<0.05	<0.02	<0.05	<0.02	<0.05	<0.05	<0.02	<0.05
MW091	07 Nov 2022	0902_MW091_221107	Normal	NSW_0902_PFASOMP	<0.01	*0.02*	0.05	0.07	0.07	<0.02	<0.02	<0.02	<0.02	<0.1	<0.02	<0.02	<0.02	<0.02	<0.02	<0.02	<0.02	<0.02	<0.05	<0.05	<0.05	<0.05	<0.05	<0.02	<0.05	<0.02	<0.05	<0.05	<0.02	<0.05
MW091	10 May 2023	0902_MW091_230510	Normal	NSW_0902_PFASOMP_23	<0.01	*0.04*	0.03	0.07	0.07	<0.02	<0.02	<0.02	<0.02	<0.1	<0.02	<0.02	<0.02	<0.02	<0.02	<0.02	<0.02	<0.02	<0.05	<0.05	<0.05	<0.05	<0.05	<0.02	<0.05	<0.02	<0.05	<0.05	<0.02	<0.05
MW091	24 Nov 2023	0902_MW091_231124	Normal	NSW_0902_PFASOMP_23	<0.01	*0.02*	0.01	0.03	0.03	<0.02	<0.02	<0.02	<0.02	<0.1	<0.02	<0.02	<0.02	<0.02	<0.02	<0.02	<0.02	<0.02	<0.05	<0.05	<0.05	<0.05	<0.05	<0.02	<0.05	<0.02	<0.05	<0.05	<0.02	<0.05

Table T8 - Historical Groundwater Analytical Results

					PFAS					PFAS - Perfluoroalkyl Sulfonic Acids				PFAS - Perfluoroalkyl Carboxylic Acids										PFAS - (n:2) Fluorotelomer Sulfonic Acids				PFAS - Perfluoroalkyl Sulfonamides						
					Perfluorooctanoic acid (PFOA)	Perfluorooctane sulfonic acid (PFOS)	Perfluorohexane sulfonic acid (PFHxS)	Sum of PFHxS and PFOS	Sum of PFAS	Perfluorobutane sulfonic acid (PFBS)	Perfluoropentane sulfonic acid (PFPeS)	Perfluoroheptane sulfonic acid (PFHpS)	Perfluorodecane sulfonic acid (PFDS)	Perfluorobutanoic acid (PFBA)	Perfluoropentanoic acid (PFPeA)	Perfluorohexanoic acid (PFHxA)	Perfluoroheptanoic acid (PFHpA)	Perfluorononanoic acid (PFNA)	Perfluorodecanoic acid (PFDA)	Perfluoroundecanoic acid (PFUnDA)	Perfluorododecanoic acid (PFDoDA)	Perfluorotridecanoic acid (PFTrDA)	Perfluorotetradecanoic acid (PFTeDA)	4:2 Fluorotelomer sulfonic acid (4:2 FTS)	6:2 Fluorotelomer sulfonic acid (6:2 FTS)	8:2 Fluorotelomer sulfonic acid (8:2 FTS)	10:2 Fluorotelomer sulfonic acid (10:2 FTS)	Perfluorooctane sulfonamide (FOSA)	N-Methyl perfluorooctane sulfonamide (MeFOSA)	N-Methyl perfluorooctane sulfonamidoacetic acid (MeFOSAA)	N-methyl perfluorooctane sulfonamidoethanol (MeFOSE)	N-Ethyl perfluorooctane sulfonamide (EtFOSA)	N-Ethyl perfluorooctane sulfonamidoacetic acid (EtFOSAA)	N-Ethyl perfluorooctane sulfonamidoethanol (EtFOSE)
					µg/L	µg/L	µg/L	µg/L	µg/L	µg/L	µg/L	µg/L	µg/L	µg/L	µg/L	µg/L	µg/L	µg/L	µg/L	µg/L	µg/L	µg/L	µg/L	µg/L	µg/L	µg/L	µg/L	µg/L	µg/L	µg/L	µg/L	µg/L	µg/L	µg/L
LOR					0.001	0.001	0.001	0.001	0.001	0.001	0.001	0.001	0.002	0.002	0.002	0.001	0.001	0.001	0.002	0.002	0.005	0.01	0.02	0.001	0.001	0.002	0.002	0.01	0.02	0.002	0.05	0.02	0.002	0.05
PFAS NEMP 2020 Drinking Water					**0.56**			**0.07**																										
PFAS NEMP 2020 Freshwater 99%					*19*	*0.00023*																												
Location Code	**Date**	**Field ID**	**Sample Type**	**Project ID**																														
MW092	17 Nov 2017	0902_MW92_171117	Normal	NSW_0902_PFAS	<0.01	<0.01	<0.02	<0.01	<0.01	<0.02	<0.02	<0.02	<0.02	<0.1	<0.02	<0.02	<0.02	<0.02	<0.02	<0.02	<0.02	<0.02	<0.05	<0.05	<0.05	<0.05	<0.05	<0.02	<0.05	<0.02	<0.05	<0.05	<0.02	<0.05
MW092	11 Nov 2019	0902_MW092_191111	Normal	NSW_0902_PFASOMP	<0.01	<0.01	<0.02	<0.01	<0.01	<0.02	<0.02	<0.02	<0.02	<0.1	<0.02	<0.02	<0.02	<0.02	<0.02	<0.02	<0.02	<0.02	<0.05	<0.05	<0.05	<0.05	<0.05	<0.02	<0.05	<0.02	<0.05	<0.05	<0.02	<0.05
MW092	13 May 2020	0902_MW092_200513	Normal	NSW_0902_PFASOMP	<0.01	<0.01	<0.02	<0.01	<0.01	<0.02	<0.02	<0.02	<0.02	<0.1	<0.02	<0.02	<0.02	<0.02	<0.02	<0.02	<0.02	<0.02	<0.05	<0.05	<0.05	<0.05	<0.05	<0.02	<0.05	<0.02	<0.05	<0.05	<0.02	<0.05
MW092	13 Nov 2020	0902_MW092_201113	Normal	NSW_0902_PFASOMP	<0.01	<0.01	<0.02	<0.01	<0.01	<0.02	<0.02	<0.02	<0.02	<0.1	<0.02	<0.02	<0.02	<0.02	<0.02	<0.02	<0.02	<0.02	<0.05	<0.05	<0.05	<0.05	<0.05	<0.02	<0.05	<0.02	<0.05	<0.05	<0.02	<0.05
MW092	06 May 2021	0902_MW092_210506	Normal	NSW_0902_PFASOMP	<0.01	<0.01	<0.02	<0.01	<0.01	<0.02	<0.02	<0.02	<0.02	<0.1	<0.02	<0.02	<0.02	<0.02	<0.02	<0.02	<0.02	<0.02	<0.05	<0.05	<0.05	<0.05	<0.05	<0.02	<0.05	<0.02	<0.05	<0.05	<0.02	<0.05
MW092	25 Nov 2021	0902_MW092_211125	Normal	NSW_0902_PFASOMP	<0.01	<0.01	<0.01	<0.01	<0.01	<0.02	<0.02	<0.02	<0.02	<0.1	<0.02	<0.02	<0.02	<0.02	<0.02	<0.02	<0.02	<0.02	<0.05	<0.05	<0.05	<0.05	<0.05	<0.02	<0.05	<0.02	<0.05	<0.05	<0.02	<0.05
MW092	31 May 2022	0902_MW092_220531	Normal	NSW_0902_PFASOMP	<0.01	<0.01	<0.01	<0.01	<0.01	<0.02	<0.02	<0.02	<0.02	<0.1	<0.02	<0.02	<0.02	<0.02	<0.02	<0.02	<0.02	<0.02	<0.05	<0.05	<0.05	<0.05	<0.05	<0.02	<0.05	<0.02	<0.05	<0.05	<0.02	<0.05
MW092	07 Nov 2022	0902_MW092_221107	Normal	NSW_0902_PFASOMP	<0.01	<0.01	<0.01	<0.01	<0.01	<0.02	<0.02	<0.02	<0.02	<0.1	<0.02	<0.02	<0.02	<0.02	<0.02	<0.02	<0.02	<0.02	<0.05	<0.05	<0.05	<0.05	<0.05	<0.02	<0.05	<0.02	<0.05	<0.05	<0.02	<0.05
MW092	10 May 2023	0902_MW092_230510	Normal	NSW_0902_PFASOMP_23	<0.01	<0.01	<0.01	<0.01	<0.01	<0.02	<0.02	<0.02	<0.02	<0.1	<0.02	<0.02	<0.02	<0.02	<0.02	<0.02	<0.02	<0.02	<0.05	<0.05	<0.05	<0.05	<0.05	<0.02	<0.05	<0.02	<0.05	<0.05	<0.02	<0.05
MW092	27 Nov 2023	0902_MW092_231127	Normal	NSW_0902_PFASOMP_23	<0.01	<0.01	<0.01	<0.01	<0.01	<0.02	<0.02	<0.02	<0.02	<0.1	<0.02	<0.02	<0.02	<0.02	<0.02	<0.02	<0.02	<0.02	<0.05	<0.05	<0.05	<0.05	<0.05	<0.02	<0.05	<0.02	<0.05	<0.05	<0.02	<0.05
MW106	11 Jun 2020	0902_MW106_200611	Normal	NSW_0902_PFASMGMT	0.03	*0.16*	0.64	**0.80**	1.35	0.13	0.15	0.03	<0.02	<0.1	0.03	0.18	<0.02	<0.02	<0.02	<0.02	<0.02	<0.02	<0.05	<0.05	<0.05	<0.05	<0.05	<0.02	<0.05	<0.02	<0.05	<0.05	<0.02	<0.05
MW106	09 Nov 2020	0902_MW106_201109	Normal	NSW_0902_PFASMGMT	0.02	*0.09*	0.47	**0.56**	0.93	0.09	0.08	0.02	<0.02	<0.1	0.03	0.13	<0.02	<0.02	<0.02	<0.02	<0.02	<0.02	<0.05	<0.05	<0.05	<0.05	<0.05	<0.02	<0.05	<0.02	<0.05	<0.05	<0.02	<0.05
MW106	24 Nov 2021	0902_MW106_211124	Normal	NSW_0902_PFASOMP	0.08	*0.97*	1.89	**2.86**	4.14	0.34	0.20	0.11	<0.02	<0.1	0.07	0.44	0.04	<0.02	<0.02	<0.02	<0.02	<0.02	<0.05	<0.05	<0.05	<0.05	<0.05	<0.02	<0.05	<0.02	<0.05	<0.05	<0.02	<0.05
MW106	24 Nov 2021	0902_QC107_211124	Field_D	NSW_0902_PFASOMP	0.05	*0.53*	1.29	**1.82**	2.75	0.23	0.18	0.06	<0.02	<0.1	0.06	0.32	0.03	<0.02	<0.02	<0.02	<0.02	<0.02	<0.05	<0.05	<0.05	<0.05	<0.05	<0.02	<0.05	<0.02	<0.05	<0.05	<0.02	<0.05
MW106	31 May 2022	0902_MW106_220531	Normal	NSW_0902_PFASOMP	<0.01	*0.07*	0.50	**0.57**	0.66	0.04	0.05	<0.02	<0.02	<0.1	<0.02	<0.02	<0.02	<0.02	<0.02	<0.02	<0.02	<0.02	<0.05	<0.05	<0.05	<0.05	<0.05	<0.02	<0.05	<0.02	<0.05	<0.05	<0.02	<0.05
MW106	08 Nov 2022	0902_MW106_221108	Normal	NSW_0902_PFASOMP	0.08	*1.64*	2.20	**3.84**	5.10	0.27	0.32	0.13	<0.02	<0.1	0.07	0.34	0.05	<0.02	<0.02	<0.02	<0.02	<0.02	<0.05	<0.05	<0.05	<0.05	<0.05	<0.02	<0.05	<0.02	<0.05	<0.05	<0.02	<0.05
MW106	08 Nov 2022	0902_QC213_221108	Interlab_D	NSW_0902_PFASOMP	0.07	*1.1*	1.9	**3.0**	4.2	0.27	0.30	0.12	<0.02	0.04	0.06	0.27	0.04	<0.01	<0.02	<0.02	<0.05	<0.1	<0.5	<0.01	<0.01	<0.02	<0.02	<0.1	<0.05	<0.02	<0.05	<0.1	<0.02	<0.5
MW106	07 Dec 2022	0902_MW106_221207	Normal	NSW_0902_PFASMGMT	0.09	*0.97*	1.8	**2.8**	3.9	0.24	0.26	0.11	<0.02	0.03	0.06	0.29	0.04	<0.01	<0.02	<0.02	<0.05	<0.1	<0.5	<0.01	<0.01	<0.02	<0.02	<0.1	<0.05	<0.02	<0.05	<0.1	<0.02	<0.5
MW106	08 May 2023	0902_MW106_230508	Normal	NSW_0902_PFASOMP_23	0.05	*0.86*	1.28	**2.14**	2.92	0.18	0.22	0.09	<0.02	<0.1	0.05	0.17	0.02	<0.02	<0.02	<0.02	<0.02	<0.02	<0.05	<0.05	<0.05	<0.05	<0.05	<0.02	<0.05	<0.02	<0.05	<0.05	<0.02	<0.05
MW106	24 Nov 2023	0902_MW106_231124	Normal	NSW_0902_PFASOMP_23	0.03	*0.68*	1.20	**1.88**	2.40	0.13	0.19	0.05	<0.02	<0.1	0.02	0.10	<0.02	<0.02	<0.02	<0.02	<0.02	<0.02	<0.05	<0.05	<0.05	<0.05	<0.05	<0.02	<0.05	<0.02	<0.05	<0.05	<0.02	<0.05
MW106	23 May 2024	0902_MW106_240523	Normal	NSW_0902_PFASOMP_24	<0.01	*0.27*	1.07	**1.34**	1.58	0.09	0.12	<0.02	<0.02	<0.1	<0.02	<0.02	<0.02	<0.02	<0.02	<0.02	<0.02	<0.02	<0.05	<0.05	<0.05	<0.05	<0.05	<0.02	<0.05	<0.02	<0.05	<0.05	<0.02	<0.05
MW106	23 May 2024	0902_QC105_240523	Field_D	NSW_0902_PFASOMP_24	<0.01	*0.28*	0.73	**1.01**	1.21	0.07	0.10	<0.02	<0.02	<0.1	<0.02	<0.02	<0.02	<0.02	<0.02	<0.02	<0.02	<0.02	<0.05	<0.05	<0.05	<0.05	<0.05	<0.02	<0.05	<0.02	<0.05	<0.05	<0.02	<0.05
MW106	23 May 2024	0902_QC205_240523	Interlab_D	NSW_0902_PFASOMP_24	<0.01	*0.35*	0.98	**1.3**	1.6	0.1	0.11	0.02	<0.02	<0.02	<0.02	0.02	<0.01	<0.01	<0.02	<0.02	<0.05	<0.1	<0.5	<0.01	0.02	<0.02	<0.02	<0.1	<0.05	<0.02	<0.05	<0.1	<0.02	<0.5
MW107D	11 Jun 2020	0902_MW107_D_200611	Normal	NSW_0902_PFASMGMT	0.07	*0.40*	1.71	**2.11**	3.15	0.19	0.25	0.07	<0.02	<0.1	0.05	0.37	0.04	<0.02	<0.02	<0.02	<0.02	<0.02	<0.05	<0.05	<0.05	<0.05	<0.05	<0.02	<0.05	<0.02	<0.05	<0.05	<0.02	<0.05
MW107D	10 Nov 2020	0902_MW107_D_201110	Normal	NSW_0902_PFASMGMT	0.06	*0.25*	1.16	**1.41**	2.20	0.13	0.14	0.04	<0.02	<0.1	0.06	0.32	0.04	<0.02	<0.02	<0.02	<0.02	<0.02	<0.05	<0.05	<0.05	<0.05	<0.05	<0.02	<0.05	<0.02	<0.05	<0.05	<0.02	<0.05
MW107D	23 Nov 2021	0902_MW107D_211123	Normal	NSW_0902_PFASOMP	**2.07**	*7.51*	14.2	**21.7**	42.7	3.29	2.79	0.97	<0.02	0.8	1.45	8.38	1.11	<0.02	<0.02	<0.02	<0.02	<0.02	<0.05	<0.05	0.12	<0.05	<0.05	<0.02	<0.05	<0.02	<0.05	<0.05	<0.02	<0.05
MW107D	23 Nov 2021	0902_QC204_211123	Interlab_D	NSW_0902_PFASOMP	**1.9**	*7.6*	15	**23**	41	2.7	2.7	0.84	<0.02	0.97	1.4	7.0	1.1	<0.01	<0.02	<0.02	<0.05	<0.1	<0.5	<0.01	0.1	<0.02	<0.02	<0.1	<0.05	<0.02	<0.05	<0.1	<0.02	<0.5
MW107D	24 May 2022	0902_MW107D_220524	Normal	NSW_0902_PFASOMP	0.16	*1.69*	5.85	**7.54**	11.0	0.67	0.80	0.30	<0.02	0.1	0.20	1.03	0.17	<0.02	<0.02	<0.02	<0.02	<0.02	<0.05	<0.05	<0.05	<0.05	<0.05	<0.02	<0.05	<0.02	<0.05	<0.05	<0.02	<0.05
MW107D	10 Nov 2022	0902_MW107D_221110	Normal	NSW_0902_PFASOMP	0.18	*1.16*	3.43	**4.59**	6.61	0.35	0.42	0.10	<0.02	<0.1	0.14	0.73	0.10	<0.02	<0.02	<0.02	<0.02	<0.02	<0.05	<0.05	<0.05	<0.05	<0.05	<0.02	<0.05	<0.02	<0.05	<0.05	<0.02	<0.05
MW107D	08 May 2023	0902_MW107D_230508	Normal	NSW_0902_PFASOMP_23	**0.63**	*4.53*	5.20	**9.73**	15.2	0.86	0.95	0.42	<0.02	0.2	0.44	1.65	0.29	<0.02	<0.02	<0.02	<0.02	<0.02	<0.05	<0.05	<0.05	<0.05	<0.05	<0.02	<0.05	<0.02	<0.05	<0.05	<0.02	<0.05
MW107D	08 May 2023	0902_QC102_230508	Field_D	NSW_0902_PFASOMP_23	0.22	*1.88*	3.19	**5.07**	7.25	0.36	0.46	0.17	<0.02	<0.1	0.14	0.72	0.11	<0.02	<0.02	<0.02	<0.02	<0.02	<0.05	<0.05	<0.05	<0.05	<0.05	<0.02	<0.05	<0.02	<0.05	<0.05	<0.02	<0.05
MW107D	08 May 2023	0902_QC202_230508	Interlab_D	NSW_0902_PFASOMP_23	0.13	*0.89*	2.8	**3.7**	5.4	0.29	0.33	0.12	<0.02	0.06	0.1	0.55	0.07	<0.01	<0.02	<0.02	<0.05	<0.1	<0.5	<0.01	<0.01	<0.02	<0.02	<0.1	<0.05	<0.02	<0.05	<0.1	<0.02	<0.5
MW107D	20 Nov 2023	0902_MW107D_231120	Normal	NSW_0902_PFASOMP_23	0.26	*1.68*	4.03	**5.71**	8.69	0.49	0.66	0.21	<0.02	<0.1	0.19	1.02	0.15	<0.02	<0.02	<0.02	<0.02	<0.02	<0.05	<0.05	<0.05	<0.05	<0.05	<0.02	<0.05	<0.02	<0.05	<0.05	<0.02	<0.05
MW107D	24 May 2024	0902_MW107D_240524	Normal	NSW_0902_PFASOMP_24	<0.01	*0.38*	1.08	**1.46**	1.76	0.10	0.13	0.02	<0.02	<0.1	<0.02	0.02	<0.02	<0.02	<0.02	<0.02	<0.02	<0.02	<0.05	<0.05	<0.05	<0.05	<0.05	<0.02	<0.05	<0.02	<0.05	<0.05	<0.02	<0.05
MW107I	11 Jun 2020	0902_MW107_I_200611	Normal	NSW_0902_PFASMGMT	0.19	*1.16*	3.84	**5.00**	7.51	0.43	0.62	0.19	<0.02	<0.1	0.13	0.84	0.11	<0.02	<0.02	<0.02	<0.02	<0.02	<0.05	<0.05	<0.05	<0.05	<0.05	<0.02	<0.05	<0.02	<0.05	<0.05	<0.02	<0.05
MW107I	11 Jun 2020	0902_QC200_200611	Interlab_D	NSW_0902_PFASMGMT	0.22	*1.1*	3.4	**4.5**	7.0	0.43	0.44	0.18	<0.02	0.09	0.1	0.82	0.10	<0.01	<0.02	<0.02	<0.05	<0.1	<0.5	<0.01	<0.01	<0.02	<0.02	<0.1	<0.05	<0.02	<0.05	<0.1	<0.02	<0.5
MW107I	10 Nov 2020	0902_MW107_I_201110	Normal	NSW_0902_PFASMGMT	**1.24**	*1.95*	9.56	**11.5**	23.1	1.77	2.16	0.53	<0.02	0.6	0.81	3.80	0.65	<0.02	<0.02	<0.02	<0.02	<0.02	<0.05	<0.05	<0.05	<0.05	<0.05	<0.02	<0.05	<0.02	<0.05	<0.05	<0.02	<0.05
MW107I	10 Nov 2020	0902_QC100_201110	Field_D	NSW_0902_PFASMGMT	**0.96**	*1.54*	7.47	**9.01**	17.9	1.35	1.69	0.41	<0.02	0.4	0.64	2.98	0.50	<0.02	<0.02	<0.02	<0.02	<0.02	<0.05	<0.05	<0.05	<0.05	<0.05	<0.02	<0.05	<0.02	<0.05	<0.05	<0.02	<0.05
MW107I	23 Nov 2021	0902_MW107I_211123	Normal	NSW_0902_PFASOMP	**0.77**	*2.67*	7.05	**9.72**	17.3	1.28	0.94	0.38	<0.02	0.2	0.48	3.08	0.41	<0.02	<0.02	<0.02	<0.02	<0.02	<0.05	<0.05	<0.05	<0.05	<0.05	<0.02	<0.05	<0.02	<0.05	<0.05	<0.02	<0.05
MW107I	23 Nov 2021	0902_QC104_211123	Field_D	NSW_0902_PFASOMP	**2.32**	*7.88*	18.8	**26.7**	49.7	3.48	3.40	1.15	<0.02	0.9	1.42	9.18	1.19	<0.02	<0.02	<0.02	<0.02	<0.02	<0.05	<0.05	<0.05	<0.05	<0.05	<0.02	<0.05	<0.02	<0.05	<0.05	<0.02	<0.05
MW107I	24 May 2022	0902_MW107I_220524	Normal	NSW_0902_PFASOMP	***32.4***	*156*	255	**411**	679	32.6	44.3	22.7	0.08	11.5	18.9	87.7	17.9	0.09	<0.02	<0.02	<0.02	<0.02	<0.05	<0.05	<0.05	<0.05	<0.05	<0.02	<0.05	<0.02	<0.05	<0.05	<0.02	<0.05
MW107I	16 Jun 2022	0902_MW107I_220616	Normal	NSW_0902_PFASOMP	***75.6***	*266*	500	**766**	1,340	71.7	91.3	52.8	0.13	23.0	43.1	178	37.0	0.20	<0.04	<0.04	<0.04	<0.04	<0.11	<0.05	0.10	<0.05	<0.05	<0.04	<0.11	<0.04	<0.11	<0.11	<0.04	<0.11

					PFAS					PFAS - Perfluoroalkyl Sulfonic Acids				PFAS - Perfluoroalkyl Carboxylic Acids										PFAS - (n:2) Fluorotelomer Sulfonic Acids				PFAS - Perfluoroalkyl Sulfonamides						
					Perfluorooctanoic acid (PFOA)	Perfluorooctane sulfonic acid (PFOS)	Perfluorohexane sulfonic acid (PFHxS)	Sum of PFHxS and PFOS	Sum of PFAS	Perfluorobutane sulfonic acid (PFBS)	Perfluoropentane sulfonic acid (PFPeS)	Perfluoroheptane sulfonic acid (PFHpS)	Perfluorodecane sulfonic acid (PFDS)	Perfluorobutanoic acid (PFBA)	Perfluoropentanoic acid (PFPeA)	Perfluorohexanoic acid (PFHxA)	Perfluoroheptanoic acid (PFHpA)	Perfluorononanoic acid (PFNA)	Perfluorodecanoic acid (PFDA)	Perfluoroundecanoic acid (PFUnDA)	Perfluorododecanoic acid (PFDoDA)	Perfluorotridecanoic acid (PFTrDA)	Perfluorotetradecanoic acid (PFTeDA)	4:2 Fluorotelomer sulfonic acid (4:2 FTS)	6:2 Fluorotelomer sulfonic acid (6:2 FTS)	8:2 Fluorotelomer sulfonic acid (8:2 FTS)	10:2 Fluorotelomer sulfonic acid (10:2 FTS)	Perfluorooctane sulfonamide (FOSA)	N-Methyl perfluorooctane sulfonamide (MeFOSA)	N-Methyl perfluorooctane sulfonamidoacetic acid (MeFOSAA)	N-methyl perfluorooctane sulfonamidoethanol (MeFOSE)	N-Ethyl perfluorooctane sulfonamide (EtFOSA)	N-Ethyl perfluorooctane sulfonamidoacetic acid (EtFOSAA)	N-Ethyl perfluorooctane sulfonamidoethanol (EtFOSE)
					µg/L	µg/L	µg/L	µg/L	µg/L	µg/L	µg/L	µg/L	µg/L	µg/L	µg/L	µg/L	µg/L	µg/L	µg/L	µg/L	µg/L	µg/L	µg/L	µg/L	µg/L	µg/L	µg/L	µg/L	µg/L	µg/L	µg/L	µg/L	µg/L	µg/L
LOR					0.001	0.001	0.001	0.001	0.001	0.001	0.001	0.001	0.002	0.002	0.002	0.001	0.001	0.001	0.002	0.002	0.005	0.01	0.02	0.001	0.001	0.002	0.002	0.01	0.02	0.002	0.05	0.02	0.002	0.05
PFAS NEMP 2020 Drinking Water					**0.56**			**0.07**																										
PFAS NEMP 2020 Freshwater 99%					*19*	*0.00023*																												
Location Code	**Date**	**Field ID**	**Sample Type**	**Project ID**																														
MW107I	14 Jul 2022	0902_MW107I_220714	Normal	NSW_0902_PFASOMP	**10.6**	*62.7*	92.6	**155**	244	12.2	15.3	5.33	<0.02	4.0	6.14	29.7	5.18	0.05	<0.02	<0.02	<0.02	<0.02	<0.05	<0.05	<0.05	<0.05	<0.05	<0.02	<0.05	<0.02	<0.05	<0.05	<0.02	<0.05
MW107I	14 Jul 2022	0902_QC101_220714	Field_D	NSW_0902_PFASOMP	**12.0**	*64.7*	96.7	**161**	258	13.9	15.0	6.08	<0.02	4.4	6.84	32.6	5.87	0.05	<0.02	<0.02	<0.02	<0.02	<0.05	<0.05	<0.05	<0.05	<0.05	<0.02	<0.05	<0.02	<0.05	<0.05	<0.02	<0.05
MW107I	10 Nov 2022	0902_MW107I_221110	Normal	NSW_0902_PFASOMP	***95.0***	*370*	728	**1,100**	1,780	91.4	120	37.4	0.14	26.6	41.2	227	40.4	0.24	<0.05	<0.05	<0.05	<0.05	<0.12	<0.05	0.11	<0.05	<0.05	<0.05	<0.12	<0.05	<0.12	<0.12	<0.05	<0.12
MW107I	12 Jan 2023	0902_MW107I_230112	Normal	NSW_0902_PFASMGMT	**6.5**	*53*	64	**120**	180	11	11	4.2	<0.02	4.3	4.4	20	2.8	0.04	<0.02	<0.02	<0.05	<0.1	<0.5	<0.01	0.01	<0.02	<0.02	<0.1	<0.05	<0.02	<0.05	<0.1	<0.02	<0.5
MW107I	09 May 2023	0902_MW107I_230509	Normal	NSW_0902_PFASOMP_23	**6.91**	*70.2*	61.8	**132**	197	10.8	11.7	3.23	<0.02	3.5	5.36	20.1	3.84	0.05	<0.02	<0.02	<0.02	<0.02	<0.05	<0.05	<0.05	<0.05	<0.05	<0.02	<0.05	<0.02	<0.05	<0.05	<0.02	<0.05
MW107I	20 Nov 2023	0902_MW107I_231120	Normal	NSW_0902_PFASOMP_23	**7.50**	*57.5*	74.5	**132**	208	11.0	15.8	3.73	<0.02	3.5	5.50	25.0	4.41	0.04	<0.02	<0.02	<0.02	<0.02	<0.05	<0.05	<0.05	<0.05	<0.05	<0.02	<0.05	<0.02	<0.05	<0.05	<0.02	<0.05
MW107I	24 May 2024	0902_MW107I_240524	Normal	NSW_0902_PFASOMP_24	***105***	*690*	585	**1,280**	1,920	68.9	102	30.5	0.05	27.9	47.3	218	31.9	0.22	<0.05	<0.05	<0.05	<0.05	<0.12	<0.05	0.16	<0.05	<0.05	<0.05	<0.12	<0.05	<0.12	<0.12	<0.05	<0.12
MW108	11 Jun 2020	0902_MW108_200611	Normal	NSW_0902_PFASMGMT	<0.01	*0.03*	0.34	**0.37**	0.73	0.11	0.12	<0.02	<0.02	<0.1	0.02	0.11	<0.02	<0.02	<0.02	<0.02	<0.02	<0.02	<0.05	<0.05	<0.05	<0.05	<0.05	<0.02	<0.05	<0.02	<0.05	<0.05	<0.02	<0.05
MW108	11 Nov 2020	0902_MW108_201111	Normal	NSW_0902_PFASMGMT	0.10	*0.38*	0.45	**0.83**	1.45	0.13	0.05	0.03	<0.02	<0.1	0.08	0.20	0.03	<0.02	<0.02	<0.02	<0.02	<0.02	<0.05	<0.05	<0.05	<0.05	<0.05	<0.02	<0.05	<0.02	<0.05	<0.05	<0.02	<0.05
MW108	11 Nov 2020	0902_QC200_201111	Interlab_D	NSW_0902_PFASMGMT	0.11	*0.40*	0.49	**0.90**	1.7	0.14	0.09	0.03	<0.02	0.1	0.09	0.19	0.04	0.01	<0.02	<0.02	<0.05	<0.1	<0.5	<0.01	<0.01	<0.02	<0.02	<0.1	<0.05	<0.02	<0.05	<0.1	<0.02	<0.5
MW108	23 Nov 2021	0902_MW108_211123	Normal	NSW_0902_PFASOMP	0.13	*0.62*	0.88	**1.50**	2.67	0.30	0.12	0.05	<0.02	<0.1	0.12	0.34	0.08	0.03	<0.02	<0.02	<0.02	<0.02	<0.05	<0.05	<0.05	<0.05	<0.05	<0.02	<0.05	<0.02	<0.05	<0.05	<0.02	<0.05
MW108	23 Nov 2021	0902_QC105_211123	Field_D	NSW_0902_PFASOMP	0.16	*0.80*	0.95	**1.75**	3.20	0.33	0.13	0.05	<0.02	0.1	0.14	0.42	0.09	0.03	<0.02	<0.02	<0.02	<0.02	<0.05	<0.05	<0.05	<0.05	<0.05	<0.02	<0.05	<0.02	<0.05	<0.05	<0.02	<0.05
MW108	26 May 2022	0902_MW108_220526	Normal	NSW_0902_PFASOMP	0.02	*0.08*	0.97	**1.05**	1.82	0.25	0.24	<0.02	<0.02	<0.1	0.04	0.20	0.02	<0.02	<0.02	<0.02	<0.02	<0.02	<0.05	<0.05	<0.05	<0.05	<0.05	<0.02	<0.05	<0.02	<0.05	<0.05	<0.02	<0.05
MW108	26 May 2022	0902_QC203_220526	Interlab_D	NSW_0902_PFASOMP	0.01	*0.05*	0.64	**0.70**	1.3	0.22	0.17	<0.01	<0.02	0.03	0.03	0.17	0.02	<0.01	<0.02	<0.02	<0.05	<0.1	<0.5	<0.01	<0.01	<0.02	<0.02	<0.1	<0.05	<0.02	<0.05	<0.1	<0.02	<0.5
MW108	11 Nov 2022	0902_MW108_221111	Normal	NSW_0902_PFASOMP	<0.01	*0.03*	0.45	**0.48**	0.80	0.11	0.11	<0.02	<0.02	<0.1	<0.02	0.10	<0.02	<0.02	<0.02	<0.02	<0.02	<0.02	<0.05	<0.05	<0.05	<0.05	<0.05	<0.02	<0.05	<0.02	<0.05	<0.05	<0.02	<0.05
MW108	07 Dec 2022	0902_MW108_221207	Normal	NSW_0902_PFASMGMT	0.02	*0.28*	0.47	**0.75**	1.2	0.12	0.1	0.01	<0.02	0.04	0.04	0.13	0.02	<0.01	<0.02	<0.02	<0.05	<0.1	<0.5	<0.01	<0.01	<0.02	<0.02	<0.1	<0.05	<0.02	<0.05	<0.1	<0.02	<0.5
MW108	08 May 2023	0902_MW108_230508	Normal	NSW_0902_PFASOMP_23	0.01	*0.10*	0.50	**0.60**	1.02	0.14	0.12	<0.02	<0.02	<0.1	0.03	0.12	<0.02	<0.02	<0.02	<0.02	<0.02	<0.02	<0.05	<0.05	<0.05	<0.05	<0.05	<0.02	<0.05	<0.02	<0.05	<0.05	<0.02	<0.05
MW108	20 Nov 2023	0902_MW108_231120	Normal	NSW_0902_PFASOMP_23	0.09	*1.75*	1.31	**3.06**	4.35	0.28	0.25	0.07	<0.02	0.1	0.11	0.33	0.06	<0.02	<0.02	<0.02	<0.02	<0.02	<0.05	<0.05	<0.05	<0.05	<0.05	<0.02	<0.05	<0.02	<0.05	<0.05	<0.02	<0.05
MW108	24 May 2024	0902_MW108_240524	Normal	NSW_0902_PFASOMP_24	0.09	*2.68*	0.95	**3.63**	5.18	0.27	0.17	0.06	<0.02	0.2	0.21	0.38	0.06	0.02	<0.02	<0.02	<0.02	<0.02	<0.05	<0.05	<0.05	<0.05	<0.05	<0.02	<0.05	<0.02	<0.05	<0.05	<0.02	<0.05
MW109	11 Jun 2020	0902_MW109_200611	Normal	NSW_0902_PFASMGMT	0.07	*1.36*	1.01	**2.37**	3.22	0.14	0.19	0.06	<0.02	<0.1	0.05	0.25	0.04	<0.02	<0.02	<0.02	<0.02	<0.02	<0.05	<0.05	0.05	<0.05	<0.05	<0.02	<0.05	<0.02	<0.05	<0.05	<0.02	<0.05
MW109	09 Nov 2020	0902_MW109_201109	Normal	NSW_0902_PFASMGMT	0.09	*1.74*	1.36	**3.10**	4.07	0.18	0.20	0.08	<0.02	<0.1	0.07	0.30	0.05	<0.02	<0.02	<0.02	<0.02	<0.02	<0.05	<0.05	<0.05	<0.05	<0.05	<0.02	<0.05	<0.02	<0.05	<0.05	<0.02	<0.05
MW109	22 Nov 2021	0902_MW109_211122	Normal	NSW_0902_PFASOMP	0.20	*3.50*	2.87	**6.37**	8.59	0.50	0.41	0.19	<0.02	<0.1	0.12	0.69	0.11	<0.02	<0.02	<0.02	<0.02	<0.02	<0.05	<0.05	<0.05	<0.05	<0.05	<0.02	<0.05	<0.02	<0.05	<0.05	<0.02	<0.05
MW109	22 Nov 2021	0902_QC100_211122	Field_D	NSW_0902_PFASOMP	0.19	*3.21*	2.76	**5.97**	8.12	0.49	0.39	0.18	<0.02	<0.1	0.12	0.68	0.10	<0.02	<0.02	<0.02	<0.02	<0.02	<0.05	<0.05	<0.05	<0.05	<0.05	<0.02	<0.05	<0.02	<0.05	<0.05	<0.02	<0.05
MW109	27 May 2022	0902_MW109_220527	Normal	NSW_0902_PFASOMP	0.12	*3.14*	1.97	**5.11**	6.54	0.30	0.31	0.13	<0.02	<0.1	0.10	0.38	0.09	<0.02	<0.02	<0.02	<0.02	<0.02	<0.05	<0.05	<0.05	<0.05	<0.05	<0.02	<0.05	<0.02	<0.05	<0.05	<0.02	<0.05
MW109	08 Nov 2022	0902_MW109_221108	Normal	NSW_0902_PFASOMP	0.18	*3.81*	2.60	**6.41**	8.15	0.32	0.36	0.14	<0.02	<0.1	0.12	0.52	0.10	<0.02	<0.02	<0.02	<0.02	<0.02	<0.05	<0.05	<0.05	<0.05	<0.05	<0.02	<0.05	<0.02	<0.05	<0.05	<0.02	<0.05
MW109	08 May 2023	0902_MW109_230508	Normal	NSW_0902_PFASOMP_23	0.17	*3.62*	2.44	**6.06**	7.78	0.32	0.38	0.14	<0.02	<0.1	0.12	0.50	0.09	<0.02	<0.02	<0.02	<0.02	<0.02	<0.05	<0.05	<0.05	<0.05	<0.05	<0.02	<0.05	<0.02	<0.05	<0.05	<0.02	<0.05
MW109	20 Nov 2023	0902_MW109_231120	Normal	NSW_0902_PFASOMP_23	0.19	*3.42*	2.70	**6.12**	8.08	0.34	0.44	0.16	<0.02	<0.1	0.13	0.58	0.12	<0.02	<0.02	<0.02	<0.02	<0.02	<0.05	<0.05	<0.05	<0.05	<0.05	<0.02	<0.05	<0.02	<0.05	<0.05	<0.02	<0.05
MW109	22 May 2024	0902_MW109_240522	Normal	NSW_0902_PFASOMP_24	0.11	*2.87*	1.35	**4.22**	5.37	0.21	0.22	0.08	<0.02	<0.1	0.07	0.30	0.05	<0.02	<0.02	<0.02	<0.02	<0.02	<0.05	<0.05	<0.05	<0.05	<0.05	<0.02	<0.05	<0.02	<0.05	<0.05	<0.02	<0.05
MW110	11 Jun 2020	0902_MW110_200611	Normal	NSW_0902_PFASMGMT	0.01	*0.03*	0.52	**0.55**	1.09	0.14	0.16	<0.02	<0.02	<0.1	0.04	0.19	<0.02	<0.02	<0.02	<0.02	<0.02	<0.02	<0.05	<0.05	<0.05	<0.05	<0.05	<0.02	<0.05	<0.02	<0.05	<0.05	<0.02	<0.05
MW110	09 Nov 2020	0902_MW110_201109	Normal	NSW_0902_PFASMGMT	<0.01	*0.01*	0.35	**0.36**	0.65	0.08	0.08	<0.02	<0.02	<0.1	0.02	0.11	<0.02	<0.02	<0.02	<0.02	<0.02	<0.02	<0.05	<0.05	<0.05	<0.05	<0.05	<0.02	<0.05	<0.02	<0.05	<0.05	<0.02	<0.05
MW110	22 Nov 2021	0902_MW110_211122	Normal	NSW_0902_PFASOMP	0.05	*0.10*	2.36	**2.46**	4.38	0.63	0.44	0.04	<0.02	<0.1	0.10	0.60	0.06	<0.02	<0.02	<0.02	<0.02	<0.02	<0.05	<0.05	<0.05	<0.05	<0.05	<0.02	<0.05	<0.02	<0.05	<0.05	<0.02	<0.05
MW110	27 May 2022	0902_MW110_220527	Normal	NSW_0902_PFASOMP	0.05	*0.11*	2.26	**2.37**	3.98	0.43	0.46	0.04	<0.02	<0.1	0.11	0.45	0.07	<0.02	<0.02	<0.02	<0.02	<0.02	<0.05	<0.05	<0.05	<0.05	<0.05	<0.02	<0.05	<0.02	<0.05	<0.05	<0.02	<0.05
MW110	08 Nov 2022	0902_MW110_221108	Normal	NSW_0902_PFASOMP	0.05	*0.12*	2.00	**2.12**	3.39	0.30	0.37	0.03	<0.02	<0.1	0.08	0.40	0.04	<0.02	<0.02	<0.02	<0.02	<0.02	<0.05	<0.05	<0.05	<0.05	<0.05	<0.02	<0.05	<0.02	<0.05	<0.05	<0.02	<0.05
MW110	08 May 2023	0902_MW110_230508	Normal	NSW_0902_PFASOMP_23	0.06	*0.15*	1.96	**2.11**	3.49	0.33	0.39	0.04	<0.02	<0.1	0.09	0.42	0.05	<0.02	<0.02	<0.02	<0.02	<0.02	<0.05	<0.05	<0.05	<0.05	<0.05	<0.02	<0.05	<0.02	<0.05	<0.05	<0.02	<0.05
MW110	20 Nov 2023	0902_MW110_231120	Normal	NSW_0902_PFASOMP_23	0.02	*0.13*	0.93	**1.06**	1.72	0.13	0.17	<0.02	<0.02	<0.1	0.06	0.18	0.04	<0.02	<0.02	<0.02	<0.02	<0.02	<0.05	<0.05	0.06	<0.05	<0.05	<0.02	<0.05	<0.02	<0.05	<0.05	<0.02	<0.05
MW110	22 May 2024	0902_MW110_240522	Normal	NSW_0902_PFASOMP_24	<0.01	*0.07*	0.12	**0.19**	0.21	0.02	<0.02	<0.02	<0.02	<0.1	<0.02	<0.02	<0.02	<0.02	<0.02	<0.02	<0.02	<0.02	<0.05	<0.05	<0.05	<0.05	<0.05	<0.02	<0.05	<0.02	<0.05	<0.05	<0.02	<0.05
MW111	11 Jun 2020	0902_MW111_200611	Normal	NSW_0902_PFASMGMT	0.02	*0.02*	0.62	**0.64**	1.56	0.22	0.19	<0.02	<0.02	<0.1	0.08	0.39	0.02	<0.02	<0.02	<0.02	<0.02	<0.02	<0.05	<0.05	<0.05	<0.05	<0.05	<0.02	<0.05	<0.02	<0.05	<0.05	<0.02	<0.05
MW111	12 Nov 2020	0902_MW111_201112	Normal	NSW_0902_PFASMGMT	<0.01	<0.01	0.22	**0.22**	0.60	0.10	0.07	<0.02	<0.02	<0.1	0.04	0.17	<0.02	<0.02	<0.02	<0.02	<0.02	<0.02	<0.05	<0.05	<0.05	<0.05	<0.05	<0.02	<0.05	<0.02	<0.05	<0.05	<0.02	<0.05
MW111	25 Nov 2021	0902_MW111_211125	Normal	NSW_0902_PFASOMP	0.01	*0.05*	0.27	**0.32**	0.61	0.16	0.04	<0.02	<0.02	<0.1	<0.02	0.08	<0.02	<0.02	<0.02	<0.02	<0.02	<0.02	<0.05	<0.05	<0.05	<0.05	<0.05	<0.02	<0.05	<0.02	<0.05	<0.05	<0.02	<0.05
MW111	26 May 2022	0902_MW111_220526	Normal	NSW_0902_PFASOMP	<0.01	*0.04*	0.69	**0.73**	2.46	0.98	0.52	<0.02	<0.02	<0.1	0.08	0.15	<0.02	<0.02	<0.02	<0.02	<0.02	<0.02	<0.05	<0.05	<0.05	<0.05	<0.05	<0.02	<0.05	<0.02	<0.05	<0.05	<0.02	<0.05
MW111	11 Nov 2022	0902_MW111_221111	Normal	NSW_0902_PFASOMP	<0.01	<0.01	0.09	**0.09**	0.22	0.04	0.03	<0.02	<0.02	<0.1	<0.02	0.06	<0.02	<0.02	<0.02	<0.02	<0.02	<0.02	<0.05	<0.05	<0.05	<0.05	<0.05	<0.02	<0.05	<0.02	<0.05	<0.05	<0.02	<0.05
MW111	11 May 2023	0902_MW111_230511	Normal	NSW_0902_PFASOMP_23	<0.01	<0.01	0.11	**0.11**	0.39	0.09	0.05	<0.02	<0.02	<0.1	0.02	0.12	<0.02	<0.02	<0.02	<0.02	<0.02	<0.02	<0.05	<0.05	<0.05	<0.05	<0.05	<0.02	<0.05	<0.02	<0.05	<0.05	<0.02	<0.05

					PFAS					PFAS - Perfluoroalkyl Sulfonic Acids				PFAS - Perfluoroalkyl Carboxylic Acids										PFAS - (n:2) Fluorotelomer Sulfonic Acids				PFAS - Perfluoroalkyl Sulfonamides						
					Perfluorooctanoic acid (PFOA)	Perfluorooctane sulfonic acid (PFOS)	Perfluorohexane sulfonic acid (PFHxS)	Sum of PFHxS and PFOS	Sum of PFAS	Perfluorobutane sulfonic acid (PFBS)	Perfluoropentane sulfonic acid (PFPeS)	Perfluoroheptane sulfonic acid (PFHpS)	Perfluorodecane sulfonic acid (PFDS)	Perfluorobutanoic acid (PFBA)	Perfluoropentanoic acid (PFPeA)	Perfluorohexanoic acid (PFHxA)	Perfluoroheptanoic acid (PFHpA)	Perfluorononanoic acid (PFNA)	Perfluorodecanoic acid (PFDA)	Perfluoroundecanoic acid (PFUnDA)	Perfluorododecanoic acid (PFDoDA)	Perfluorotridecanoic acid (PFTrDA)	Perfluorotetradecanoic acid (PFTeDA)	4:2 Fluorotelomer sulfonic acid (4:2 FTS)	6:2 Fluorotelomer sulfonic acid (6:2 FTS)	8:2 Fluorotelomer sulfonic acid (8:2 FTS)	10:2 Fluorotelomer sulfonic acid (10:2 FTS)	Perfluorooctane sulfonamide (FOSA)	N-Methyl perfluorooctane sulfonamide (MeFOSA)	N-Methyl perfluorooctane sulfonamidoacetic acid (MeFOSAA)	N-methyl perfluorooctane sulfonamidoethanol (MeFOSE)	N-Ethyl perfluorooctane sulfonamide (EtFOSA)	N-Ethyl perfluorooctane sulfonamidoacetic acid (EtFOSAA)	N-Ethyl perfluorooctane sulfonamidoethanol (EtFOSE)
					µg/L	µg/L	µg/L	µg/L	µg/L	µg/L	µg/L	µg/L	µg/L	µg/L	µg/L	µg/L	µg/L	µg/L	µg/L	µg/L	µg/L	µg/L	µg/L	µg/L	µg/L	µg/L	µg/L	µg/L	µg/L	µg/L	µg/L	µg/L	µg/L	µg/L
LOR					0.001	0.001	0.001	0.001	0.001	0.001	0.001	0.001	0.002	0.002	0.002	0.001	0.001	0.001	0.002	0.002	0.005	0.01	0.02	0.001	0.001	0.002	0.002	0.01	0.02	0.002	0.05	0.02	0.002	0.05
PFAS NEMP 2020 Drinking Water					**0.56**			**0.07**																										
PFAS NEMP 2020 Freshwater 99%					*19*	*0.00023*																												
Location Code	**Date**	**Field ID**	**Sample Type**	**Project ID**																														
MW111	22 Nov 2023	0902_MW111_231122	Normal	NSW_0902_PFASOMP_23	<0.01	<0.01	0.18	**0.18**	0.62	0.11	0.10	<0.02	<0.02	<0.1	0.04	0.19	<0.02	<0.02	<0.02	<0.02	<0.02	<0.02	<0.05	<0.05	<0.05	<0.05	<0.05	<0.02	<0.05	<0.02	<0.05	<0.05	<0.02	<0.05
MW111	13 Jun 2024	0902_MW111_240613	Normal	NSW_0902_PFASOMP_24	0.02	*0.35*	0.52	**0.87**	1.50	0.16	0.11	<0.02	<0.02	<0.1	0.06	0.20	<0.02	<0.02	<0.02	<0.02	<0.02	<0.02	<0.05	<0.05	<0.05	<0.05	<0.05	<0.02	<0.05	<0.02	<0.05	<0.05	<0.02	<0.05
MW112	11 Jun 2020	0902_MW112_200611	Normal	NSW_0902_PFASMGMT	<0.01	*0.03*	<0.02	0.03	0.03	<0.02	<0.02	<0.02	<0.02	<0.1	<0.02	<0.02	<0.02	<0.02	<0.02	<0.02	<0.02	<0.02	<0.05	<0.05	<0.05	<0.05	<0.05	<0.02	<0.05	<0.02	<0.05	<0.05	<0.02	<0.05
MW112	12 Nov 2020	0902_MW112_201112	Normal	NSW_0902_PFASMGMT	<0.01	<0.01	<0.02	<0.01	<0.01	<0.02	<0.02	<0.02	<0.02	<0.1	<0.02	<0.02	<0.02	<0.02	<0.02	<0.02	<0.02	<0.02	<0.05	<0.05	<0.05	<0.05	<0.05	<0.02	<0.05	<0.02	<0.05	<0.05	<0.02	<0.05
MW112	25 Nov 2021	0902_MW112_211125	Normal	NSW_0902_PFASOMP	<0.01	<0.01	<0.01	<0.01	<0.01	<0.02	<0.02	<0.02	<0.02	<0.1	<0.02	<0.02	<0.02	<0.02	<0.02	<0.02	<0.02	<0.02	<0.05	<0.05	<0.05	<0.05	<0.05	<0.02	<0.05	<0.02	<0.05	<0.05	<0.02	<0.05
MW112	26 May 2022	0902_MW112_220526	Normal	NSW_0902_PFASOMP	<0.01	<0.01	<0.01	<0.01	<0.01	<0.02	<0.02	<0.02	<0.02	<0.1	<0.02	<0.02	<0.02	<0.02	<0.02	<0.02	<0.02	<0.02	<0.05	<0.05	<0.05	<0.05	<0.05	<0.02	<0.05	<0.02	<0.05	<0.05	<0.02	<0.05
MW112	11 Nov 2022	0902_MW112_221111	Normal	NSW_0902_PFASOMP	<0.01	<0.01	<0.01	<0.01	<0.01	<0.02	<0.02	<0.02	<0.02	<0.1	<0.02	<0.02	<0.02	<0.02	<0.02	<0.02	<0.02	<0.02	<0.05	<0.05	<0.05	<0.05	<0.05	<0.02	<0.05	<0.02	<0.05	<0.05	<0.02	<0.05
MW112	11 May 2023	0902_MW112_230511	Normal	NSW_0902_PFASOMP_23	<0.01	<0.01	<0.01	<0.01	<0.01	<0.02	<0.02	<0.02	<0.02	<0.1	<0.02	<0.02	<0.02	<0.02	<0.02	<0.02	<0.02	<0.02	<0.05	<0.05	<0.05	<0.05	<0.05	<0.02	<0.05	<0.02	<0.05	<0.05	<0.02	<0.05
MW112	22 Nov 2023	0902_MW112_231122	Normal	NSW_0902_PFASOMP_23	<0.01	<0.01	<0.01	<0.01	<0.01	<0.02	<0.02	<0.02	<0.02	<0.1	<0.02	<0.02	<0.02	<0.02	<0.02	<0.02	<0.02	<0.02	<0.05	<0.05	<0.05	<0.05	<0.05	<0.02	<0.05	<0.02	<0.05	<0.05	<0.02	<0.05
MW112	13 Jun 2024	0902_MW112_240613	Normal	NSW_0902_PFASOMP_24	<0.01	<0.01	<0.01	<0.01	<0.01	<0.02	<0.02	<0.02	<0.02	<0.1	<0.02	<0.02	<0.02	<0.02	<0.02	<0.02	<0.02	<0.02	<0.05	<0.05	<0.05	<0.05	<0.05	<0.02	<0.05	<0.02	<0.05	<0.05	<0.02	<0.05
MW113	11 Jun 2020	0902_MW113_200611	Normal	NSW_0902_PFASMGMT	<0.01	*0.05*	<0.02	0.05	0.05	<0.02	<0.02	<0.02	<0.02	<0.1	<0.02	<0.02	<0.02	<0.02	<0.02	<0.02	<0.02	<0.02	<0.05	<0.05	<0.05	<0.05	<0.05	<0.02	<0.05	<0.02	<0.05	<0.05	<0.02	<0.05
MW113	12 Nov 2020	0902_MW113_201112	Normal	NSW_0902_PFASMGMT	<0.01	*0.02*	<0.02	0.02	0.02	<0.02	<0.02	<0.02	<0.02	<0.1	<0.02	<0.02	<0.02	<0.02	<0.02	<0.02	<0.02	<0.02	<0.05	<0.05	<0.05	<0.05	<0.05	<0.02	<0.05	<0.02	<0.05	<0.05	<0.02	<0.05
MW113	29 Nov 2021	0902_MW113_211129	Normal	NSW_0902_PFASOMP	<0.01	<0.01	<0.01	<0.01	<0.01	<0.02	<0.02	<0.02	<0.02	<0.1	<0.02	<0.02	<0.02	<0.02	<0.02	<0.02	<0.02	<0.02	<0.05	<0.05	<0.05	<0.05	<0.05	<0.02	<0.05	<0.02	<0.05	<0.05	<0.02	<0.05
MW113	26 May 2022	0902_MW113_220526	Normal	NSW_0902_PFASOMP	<0.01	<0.01	<0.01	<0.01	<0.01	<0.02	<0.02	<0.02	<0.02	<0.1	<0.02	<0.02	<0.02	<0.02	<0.02	<0.02	<0.02	<0.02	<0.05	<0.05	<0.05	<0.05	<0.05	<0.02	<0.05	<0.02	<0.05	<0.05	<0.02	<0.05
MW113	11 Nov 2022	0902_MW113_221111	Normal	NSW_0902_PFASOMP	<0.01	<0.01	<0.01	<0.01	<0.01	<0.02	<0.02	<0.02	<0.02	<0.1	<0.02	<0.02	<0.02	<0.02	<0.02	<0.02	<0.02	<0.02	<0.05	<0.05	<0.05	<0.05	<0.05	<0.02	<0.05	<0.02	<0.05	<0.05	<0.02	<0.05
MW113	11 May 2023	0902_MW113_230511	Normal	NSW_0902_PFASOMP_23	<0.01	<0.01	<0.01	<0.01	<0.01	<0.02	<0.02	<0.02	<0.02	<0.1	<0.02	<0.02	<0.02	<0.02	<0.02	<0.02	<0.02	<0.02	<0.05	<0.05	<0.05	<0.05	<0.05	<0.02	<0.05	<0.02	<0.05	<0.05	<0.02	<0.05
MW113	22 Nov 2023	0902_MW113_231122	Normal	NSW_0902_PFASOMP_23	<0.01	<0.01	<0.01	<0.01	<0.01	<0.02	<0.02	<0.02	<0.02	<0.1	<0.02	<0.02	<0.02	<0.02	<0.02	<0.02	<0.02	<0.02	<0.05	<0.05	<0.05	<0.05	<0.05	<0.02	<0.05	<0.02	<0.05	<0.05	<0.02	<0.05
MW113	13 Jun 2024	0902_MW113_240613	Normal	NSW_0902_PFASOMP_24	<0.01	<0.01	<0.01	<0.01	<0.01	<0.02	<0.02	<0.02	<0.02	<0.1	<0.02	<0.02	<0.02	<0.02	<0.02	<0.02	<0.02	<0.02	<0.05	<0.05	<0.05	<0.05	<0.05	<0.02	<0.05	<0.02	<0.05	<0.05	<0.02	<0.05
MW113	13 Jun 2024	0902_QC114_240613	Field_D	NSW_0902_PFASOMP_24	<0.01	<0.01	<0.01	<0.01	<0.01	<0.02	<0.02	<0.02	<0.02	<0.1	<0.02	<0.02	<0.02	<0.02	<0.02	<0.02	<0.02	<0.02	<0.05	<0.05	<0.05	<0.05	<0.05	<0.02	<0.05	<0.02	<0.05	<0.05	<0.02	<0.05
MW113	13 Jun 2024	0902_QC214_240613	Interlab_D	NSW_0902_PFASOMP_24	<0.01	<0.01	<0.01	<0.01	<0.01	<0.01	<0.01	<0.01	<0.02	<0.02	<0.02	<0.01	<0.01	<0.01	<0.02	<0.02	<0.05	<0.1	<0.5	<0.01	<0.01	<0.02	<0.02	<0.1	<0.05	<0.02	<0.05	<0.1	<0.02	<0.5
MW114	11 Jun 2020	0902_MW114_200611	Normal	NSW_0902_PFASMGMT	<0.01	<0.01	0.06	0.06	0.08	0.02	<0.02	<0.02	<0.02	<0.1	<0.02	<0.02	<0.02	<0.02	<0.02	<0.02	<0.02	<0.02	<0.05	<0.05	<0.05	<0.05	<0.05	<0.02	<0.05	<0.02	<0.05	<0.05	<0.02	<0.05
MW114	11 Jun 2020	0902_QC100_200611	Field_D	NSW_0902_PFASMGMT	<0.01	<0.01	0.06	0.06	0.06	<0.02	<0.02	<0.02	<0.02	<0.1	<0.02	<0.02	<0.02	<0.02	<0.02	<0.02	<0.02	<0.02	<0.05	<0.05	<0.05	<0.05	<0.05	<0.02	<0.05	<0.02	<0.05	<0.05	<0.02	<0.05
MW114	12 Nov 2020	0902_MW114_201112	Normal	NSW_0902_PFASMGMT	<0.01	<0.01	0.15	**0.15**	0.22	0.04	0.03	<0.02	<0.02	<0.1	<0.02	<0.02	<0.02	<0.02	<0.02	<0.02	<0.02	<0.02	<0.05	<0.05	<0.05	<0.05	<0.05	<0.02	<0.05	<0.02	<0.05	<0.05	<0.02	<0.05
MW114	29 Nov 2021	0902_MW114_211129	Normal	NSW_0902_PFASOMP	<0.01	<0.01	0.14	**0.14**	0.19	0.03	0.02	<0.02	<0.02	<0.1	<0.02	<0.02	<0.02	<0.02	<0.02	<0.02	<0.02	<0.02	<0.05	<0.05	<0.05	<0.05	<0.05	<0.02	<0.05	<0.02	<0.05	<0.05	<0.02	<0.05
MW114	29 Nov 2021	0902_QC213_211129	Interlab_D	NSW_0902_PFASOMP	<0.01	<0.01	0.14	**0.14**	0.20	0.03	0.02	<0.01	<0.02	<0.02	<0.02	0.01	<0.01	<0.01	<0.02	<0.02	<0.05	<0.1	<0.5	<0.01	<0.01	<0.02	<0.02	<0.1	<0.05	<0.02	<0.05	<0.1	<0.02	<0.5
MW114	26 May 2022	0902_MW114_220526	Normal	NSW_0902_PFASOMP	<0.01	<0.01	0.15	**0.15**	0.19	0.02	0.02	<0.02	<0.02	<0.1	<0.02	<0.02	<0.02	<0.02	<0.02	<0.02	<0.02	<0.02	<0.05	<0.05	<0.05	<0.05	<0.05	<0.02	<0.05	<0.02	<0.05	<0.05	<0.02	<0.05
MW114	26 May 2022	0902_QC106_220526	Field_D	NSW_0902_PFASOMP	<0.01	<0.01	0.13	**0.13**	0.17	0.02	0.02	<0.02	<0.02	<0.1	<0.02	<0.02	<0.02	<0.02	<0.02	<0.02	<0.02	<0.02	<0.05	<0.05	<0.05	<0.05	<0.05	<0.02	<0.05	<0.02	<0.05	<0.05	<0.02	<0.05
MW114	11 Nov 2022	0902_MW114_221111	Normal	NSW_0902_PFASOMP	<0.01	<0.01	0.10	**0.10**	0.10	<0.02	<0.02	<0.02	<0.02	<0.1	<0.02	<0.02	<0.02	<0.02	<0.02	<0.02	<0.02	<0.02	<0.05	<0.05	<0.05	<0.05	<0.05	<0.02	<0.05	<0.02	<0.05	<0.05	<0.02	<0.05
MW114	11 May 2023	0902_MW114_230511	Normal	NSW_0902_PFASOMP_23	<0.01	<0.01	0.17	**0.17**	0.25	0.04	0.04	<0.02	<0.02	<0.1	<0.02	<0.02	<0.02	<0.02	<0.02	<0.02	<0.02	<0.02	<0.05	<0.05	<0.05	<0.05	<0.05	<0.02	<0.05	<0.02	<0.05	<0.05	<0.02	<0.05
MW114	22 Nov 2023	0902_MW114_231122	Normal	NSW_0902_PFASOMP_23	<0.01	*0.01*	0.22	**0.23**	0.32	0.04	0.05	<0.02	<0.02	<0.1	<0.02	<0.02	<0.02	<0.02	<0.02	<0.02	<0.02	<0.02	<0.05	<0.05	<0.05	<0.05	<0.05	<0.02	<0.05	<0.02	<0.05	<0.05	<0.02	<0.05
MW114	13 Jun 2024	0902_MW114_240613	Normal	NSW_0902_PFASOMP_24	<0.01	*0.01*	0.21	**0.22**	0.30	0.04	0.04	<0.02	<0.02	<0.1	<0.02	<0.02	<0.02	<0.02	<0.02	<0.02	<0.02	<0.02	<0.05	<0.05	<0.05	<0.05	<0.05	<0.02	<0.05	<0.02	<0.05	<0.05	<0.02	<0.05
MW143	10 May 2023	0902_MW143_230510	Normal	NSW_0902_PFASOMP_23	0.01	*0.58*	0.11	**0.69**	0.73	<0.02	<0.02	<0.02	<0.02	<0.1	<0.02	0.03	<0.02	<0.02	<0.02	<0.02	<0.02	<0.02	<0.05	<0.05	<0.05	<0.05	<0.05	<0.02	<0.05	<0.02	<0.05	<0.05	<0.02	<0.05
MW143	10 May 2023	0902_QC112_230510	Field_D	NSW_0902_PFASOMP_23	0.01	*0.76*	0.14	**0.90**	1.01	0.04	0.03	<0.02	<0.02	<0.1	<0.02	0.03	<0.02	<0.02	<0.02	<0.02	<0.02	<0.02	<0.05	<0.05	<0.05	<0.05	<0.05	<0.02	<0.05	<0.02	<0.05	<0.05	<0.02	<0.05
MW143	10 May 2023	0902_QC212_230510	Interlab_D	NSW_0902_PFASOMP_23	0.01	*0.65*	0.17	**0.81**	0.93	0.03	0.02	0.01	<0.02	<0.02	<0.02	0.04	<0.01	<0.01	<0.02	<0.02	<0.05	<0.1	<0.5	<0.01	<0.01	<0.02	<0.02	<0.1	<0.05	<0.02	<0.05	<0.1	<0.02	<0.5
MW143	09 Jun 2023	0902_MW143_230609	Normal	NSW_0902_PFASOMP_23	0.01	*0.70*	0.13	**0.83**	0.89	0.02	<0.02	<0.02	<0.02	<0.1	<0.02	0.03	<0.02	<0.02	<0.02	<0.02	<0.02	<0.02	<0.05	<0.05	<0.05	<0.05	<0.05	<0.02	<0.05	<0.02	<0.05	<0.05	<0.02	<0.05
MW143	23 Nov 2023	0902_MW143_231123	Normal	NSW_0902_PFASOMP_23	<0.01	*0.21*	0.06	**0.27**	0.27	<0.02	<0.02	<0.02	<0.02	<0.1	<0.02	<0.02	<0.02	<0.02	<0.02	<0.02	<0.02	<0.02	<0.05	<0.05	<0.05	<0.05	<0.05	<0.02	<0.05	<0.02	<0.05	<0.05	<0.02	<0.05
MW143	28 May 2024	0902_MW143_240528	Normal	NSW_0902_PFASOMP_24	<0.01	*0.08*	0.05	**0.13**	0.13	<0.02	<0.02	<0.02	<0.02	<0.1	<0.02	<0.02	<0.02	<0.02	<0.02	<0.02	<0.02	<0.02	<0.05	<0.05	<0.05	<0.05	<0.05	<0.02	<0.05	<0.02	<0.05	<0.05	<0.02	<0.05
MW144	10 May 2023	0902_MW144_230510	Normal	NSW_0902_PFASOMP_23	<0.01	*0.01*	0.05	0.06	0.06	<0.02	<0.02	<0.02	<0.02	<0.1	<0.02	<0.02	<0.02	<0.02	<0.02	<0.02	<0.02	<0.02	<0.05	<0.05	<0.05	<0.05	<0.05	<0.02	<0.05	<0.02	<0.05	<0.05	<0.02	<0.05
MW144	09 Jun 2023	0902_MW144_230609	Normal	NSW_0902_PFASOMP_23	<0.01	*0.02*	0.07	**0.09**	0.12	0.03	<0.02	<0.02	<0.02	<0.1	<0.02	<0.02	<0.02	<0.02	<0.02	<0.02	<0.02	<0.02	<0.05	<0.05	<0.05	<0.05	<0.05	<0.02	<0.05	<0.02	<0.05	<0.05	<0.02	<0.05
MW144	24 Nov 2023	0902_MW144_231124	Normal	NSW_0902_PFASOMP_23	<0.01	<0.01	0.04	0.04	0.04	<0.02	<0.02	<0.02	<0.02	<0.1	<0.02	<0.02	<0.02	<0.02	<0.02	<0.02	<0.02	<0.02	<0.05	<0.05	<0.05	<0.05	<0.05	<0.02	<0.05	<0.02	<0.05	<0.05	<0.02	<0.05
MW144	24 Nov 2023	0902_QC109_231124	Field_D	NSW_0902_PFASOMP_23	<0.01	<0.01	0.04	0.04	0.04	<0.02	<0.02	<0.02	<0.02	<0.1	<0.02	<0.02	<0.02	<0.02	<0.02	<0.02	<0.02	<0.02	<0.05	<0.05	<0.05	<0.05	<0.05	<0.02	<0.05	<0.02	<0.05	<0.05	<0.02	<0.05
MW144	24 Nov 2023	0902_QC209_231124	Interlab_D	NSW_0902_PFASOMP_23	<0.01	<0.01	0.05	0.05	0.08	0.02	0.02	<0.01	<0.02	<0.02	<0.02	<0.01	<0.01	<0.01	<0.02	<0.02	<0.05	<0.1	<0.5	<0.01	<0.01	<0.02	<0.02	<0.1	<0.05	<0.02	<0.05	<0.1	<0.02	<0.5

Table T8 - Historical Groundwater Analytical Results

					PFAS					PFAS - Perfluoroalkyl Sulfonic Acids				PFAS - Perfluoroalkyl Carboxylic Acids										PFAS - (n:2) Fluorotelomer Sulfonic Acids				PFAS - Perfluoroalkyl Sulfonamides						
					Perfluorooctanoic acid (PFOA)	Perfluorooctane sulfonic acid (PFOS)	Perfluorohexane sulfonic acid (PFHxS)	Sum of PFHxS and PFOS	Sum of PFAS	Perfluorobutane sulfonic acid (PFBS)	Perfluoropentane sulfonic acid (PFPeS)	Perfluoroheptane sulfonic acid (PFHpS)	Perfluorodecane sulfonic acid (PFDS)	Perfluorobutanoic acid (PFBA)	Perfluoropentanoic acid (PFPeA)	Perfluorohexanoic acid (PFHxA)	Perfluoroheptanoic acid (PFHpA)	Perfluorononanoic acid (PFNA)	Perfluorodecanoic acid (PFDA)	Perfluoroundecanoic acid (PFUnDA)	Perfluorododecanoic acid (PFDoDA)	Perfluorotridecanoic acid (PFTrDA)	Perfluorotetradecanoic acid (PFTeDA)	4:2 Fluorotelomer sulfonic acid (4:2 FTS)	6:2 Fluorotelomer sulfonic acid (6:2 FTS)	8:2 Fluorotelomer sulfonic acid (8:2 FTS)	10:2 Fluorotelomer sulfonic acid (10:2 FTS)	Perfluorooctane sulfonamide (FOSA)	N-Methyl perfluorooctane sulfonamide (MeFOSA)	N-Methyl perfluorooctane sulfonamidoacetic acid (MeFOSAA)	N-methyl perfluorooctane sulfonamidoethanol (MeFOSE)	N-Ethyl perfluorooctane sulfonamide (EtFOSA)	N-Ethyl perfluorooctane sulfonamidoacetic acid (EtFOSAA)	N-Ethyl perfluorooctane sulfonamidoethanol (EtFOSE)
					µg/L	µg/L	µg/L	µg/L	µg/L	µg/L	µg/L	µg/L	µg/L	µg/L	µg/L	µg/L	µg/L	µg/L	µg/L	µg/L	µg/L	µg/L	µg/L	µg/L	µg/L	µg/L	µg/L	µg/L	µg/L	µg/L	µg/L	µg/L	µg/L	µg/L
LOR					0.001	0.001	0.001	0.001	0.001	0.001	0.001	0.001	0.002	0.002	0.002	0.001	0.001	0.001	0.002	0.002	0.005	0.01	0.02	0.001	0.001	0.002	0.002	0.01	0.02	0.002	0.05	0.02	0.002	0.05
PFAS NEMP 2020 Drinking Water					**0.56**			**0.07**																										
PFAS NEMP 2020 Freshwater 99%					*19*	*0.00023*																												
Location Code	**Date**	**Field ID**	**Sample Type**	**Project ID**																														
MW144	28 May 2024	0902_MW144_240528	Normal	NSW_0902_PFASOMP_24	<0.01	<0.01	0.04	0.04	0.04	<0.02	<0.02	<0.02	<0.02	<0.1	<0.02	<0.02	<0.02	<0.02	<0.02	<0.02	<0.02	<0.05	<0.05	<0.05	<0.05	<0.05	<0.02	<0.05	<0.02	<0.05	<0.05	<0.02	<0.05
MW144	28 May 2024	0902_QC109_240528	Field_D	NSW_0902_PFASOMP_24	<0.01	<0.01	0.04	0.04	0.04	<0.02	<0.02	<0.02	<0.02	<0.1	<0.02	<0.02	<0.02	<0.02	<0.02	<0.02	<0.02	<0.05	<0.05	<0.05	<0.05	<0.05	<0.02	<0.05	<0.02	<0.05	<0.05	<0.02	<0.05
MW144	28 May 2024	0902_QC209_240528	Interlab_D	NSW_0902_PFASOMP_24	<0.01	<0.01	0.03	0.03	0.06	0.01	0.01	<0.01	<0.02	<0.02	<0.02	<0.01	<0.01	<0.01	<0.02	<0.02	<0.05	<0.1	<0.5	<0.01	<0.01	<0.02	<0.02	<0.1	<0.05	<0.02	<0.05	<0.1	<0.02	<0.5

Notes

LOR	Limit of Reporting
Normal	Primary sample
Field_D	Intra-laboratory duplicate sample
Interlab_D	Inter-laboratory duplicate sample

Table T9 - Historical Surface Water Analytical Results

					PFAS					PFAS - Perfluoroalkyl Sulfonic Acids				PFAS - Perfluoroalkyl Carboxylic Acids										PFAS - (n:2) Fluorotelomer Sulfonic Acids				PFAS - Perfluoroalkyl Sulfonamides						
					Perfluorooctanoic acid (PFOA)	Perfluorooctane sulfonic acid (PFOS)	Perfluorohexane sulfonic acid (PFHxS)	Sum of PFHxS and PFOS	Sum of PFAS	Perfluorobutane sulfonic acid (PFBS)	Perfluoropentane sulfonic acid (PFPeS)	Perfluoroheptane sulfonic acid (PFHpS)	Perfluorodecane sulfonic acid (PFDS)	Perfluorobutanoic acid (PFBA)	Perfluoropentanoic acid (PFPeA)	Perfluorohexanoic acid (PFHxA)	Perfluoroheptanoic acid (PFHpA)	Perfluorononanoic acid (PFNA)	Perfluorodecanoic acid (PFDA)	PerfluorounDecanoic acid (PFUnDA)	Perfluorododecanoic acid (PFDoDA)	Perfluorotridecanoic acid (PFTrDA)	Perfluorotetradecanoic acid (PFTeDA)	4:2 Fluorotelomer sulfonic acid (4:2 FTS)	6:2 Fluorotelomer sulfonic acid (6:2 FTS)	8:2 Fluorotelomer sulfonic acid (8:2 FTS)	10:2 Fluorotelomer sulfonic acid (10:2 FTS)	Perfluorooctane sulfonamide (FOSA)	N-Methyl perfluorooctane sulfonamide (MeFOSA)	N-Methyl perfluorooctane sulfonamidoacetic acid (MeFOSAA)	N-methyl perfluorooctane sulfonamidoethanol (MeFOSE)	N-Ethyl perfluorooctane sulfonamide (EtFOSA)	N-Ethyl perfluorooctane sulfonamidoacetic acid (EtFOSAA)	N-Ethyl perfluorooctane sulfonamidoethanol (EtFOSE)
					µg/L	µg/L	µg/L	µg/L	µg/L	µg/L	µg/L	µg/L	µg/L	µg/L	µg/L	µg/L	µg/L	µg/L	µg/L	µg/L	µg/L	µg/L	µg/L	µg/L	µg/L	µg/L	µg/L	µg/L	µg/L	µg/L	µg/L	µg/L	µg/L	µg/L
LOR					0.01	0.01	0.01	0.01	0.01	0.01	0.01	0.01	0.01	0.02	0.02	0.01	0.01	0.01	0.01	0.01	0.02	0.02	0.01	0.01	0.01	0.01	0.01	0.02	0.01	0.05	0.02	0.01	0.05
PFAS NEMP 2020 Recreational Water					**10**			**2**																										
PFAS NEMP 2020 Freshwater 99%					*19*	*0.00023*																												
Location Code	**Date**	**Field ID**	**Sample Type**	**Project ID**																														
SW001	03 Jul 2017	0902_SW001_030717	Normal	NSW_0902_PFAS	9.02	*10.3*	0.78	**11.1**	847	0.52	0.43	0.18	<0.02	4.8	7.62	50.6	3.93	9.00	9.37	1.19	1.22	<0.02	<0.05	0.13	712	25.6	0.20	0.07	<0.05	<0.02	<0.05	<0.05	<0.02	<0.05
SW001	03 Jul 2017	0902_QC107_030717	Field_D	NSW_0902_PFAS	**10.1**	*10.6*	1.17	**11.8**	604	0.87	0.71	0.21	0.23	3.2	8.90	53.5	2.31	7.49	7.79	1.14	1.50	0.02	<0.05	0.61	477	16.4	0.14	0.53	<0.05	<0.02	<0.05	<0.05	<0.02	<0.05
SW001	27 Feb 2018	0902_SW001_270218	Normal	NSW_0902_PFAS	6.28	*11.4*	2.44	**13.8**	56.7	0.30	0.28	0.27	<0.02	0.9	2.07	2.51	3.10	7.01	5.58	0.39	0.13	0.03	<0.05	<0.05	8.06	5.97	<0.05	<0.02	<0.05	<0.02	<0.05	<0.05	<0.02	<0.05
SW001	04 Nov 2019	0902_SW001_191104	Normal	NSW_0902_PFASOMP	8.32	*62.8*	3.99	**66.8**	230	0.71	0.51	0.48	1.23	1.9	3.08	3.81	3.34	15.1	47.0	14.1	4.05	0.23	0.10	<0.05	8.72	49.2	0.46	0.42	<0.05	<0.02	<0.05	<0.05	<0.02	<0.05
SW001	04 Nov 2019	0902_QC100_191104	Field_D	NSW_0902_PFASOMP	8.80	*77.9*	4.08	**82.0**	279	0.70	0.52	0.43	2.01	2.0	3.08	4.01	3.42	13.6	49.6	36.2	11.3	0.75	0.21	<0.05	8.88	49.5	1.56	0.92	<0.05	<0.02	<0.05	<0.05	<0.02	<0.05
SW001	13 Nov 2020	0902_SW001_201113	Normal	NSW_0902_PFASOMP	4.98	*14.6*	3.49	**18.1**	71.0	0.67	0.42	0.24	0.10	2.2	4.08	5.54	3.16	9.32	5.78	0.59	0.20	0.05	0.05	<0.05	7.36	8.20	<0.05	0.02	<0.05	<0.02	<0.05	<0.05	<0.02	<0.05
SW001	13 Nov 2020	0902_QC108_201113	Field_D	NSW_0902_PFASOMP	5.08	*41.2*	3.48	**44.7**	135	0.68	0.46	0.31	0.49	2.3	3.78	5.00	3.17	9.36	13.4	6.65	4.85	1.22	0.82	<0.05	7.36	24.2	0.59	0.24	<0.05	<0.02	<0.05	<0.05	<0.02	<0.05
SW001	07 May 2021	0902_SW001_210507	Normal	NSW_0902_PFASOMP	0.85	*7.54*	2.73	**10.3**	17.8	0.40	0.34	0.18	0.14	0.5	1.16	1.53	0.54	0.45	0.46	0.19	0.08	<0.02	<0.05	<0.05	0.27	0.42	<0.05	<0.02	<0.05	<0.02	<0.05	<0.05	<0.02	<0.05
SW001	26 Nov 2021	0902_SW001_211126	Normal	NSW_0902_PFASOMP	0.23	*4.10*	0.90	**5.00**	7.54	0.27	0.12	0.05	0.04	0.3	0.43	0.62	0.13	0.10	0.09	0.04	0.02	<0.02	<0.05	<0.05	<0.05	0.10	<0.05	<0.02	<0.05	<0.02	<0.05	<0.05	<0.02	<0.05
SW001	26 Nov 2021	0902_QC208_211126	Interlab_D	NSW_0902_PFASOMP	0.23	*4.1*	0.88	**5.0**	7.5	0.21	0.12	0.06	<0.02	0.46	0.42	0.48	0.14	0.11	0.09	0.03	<0.05	<0.1	<0.5	<0.01	0.04	0.1	<0.02	<0.1	<0.05	<0.02	<0.05	<0.1	<0.02	<0.5
SW001	24 May 2022	0902_SW001_220524	Normal	NSW_0902_PFASOMP	1.57	*23.0*	9.28	**32.3**	49.2	1.67	1.65	0.48	0.13	1.0	1.96	3.78	1.67	0.68	0.70	0.28	0.06	<0.02	<0.05	<0.05	0.33	0.89	<0.05	0.02	<0.05	<0.02	<0.05	<0.05	<0.02	<0.05
SW001	08 May 2023	0902_SW001_230508	Normal	NSW_0902_PFASOMP_23	3.69	*17.0*	3.12	**20.1**	54.6	0.56	0.50	0.43	0.17	1.3	2.68	4.14	2.89	3.60	3.28	1.63	1.06	0.19	0.15	<0.05	0.96	7.09	0.12	0.07	<0.05	<0.02	<0.05	<0.05	<0.02	<0.05
SW001	24 May 2024	0902_SW001_240524	Normal	NSW_0902_PFASOMP_24	4.43	*18.9*	16.3	**35.2**	79.2	3.15	3.22	0.83	0.06	3.8	7.70	9.27	2.98	2.18	1.54	0.68	0.12	0.02	<0.05	<0.05	0.87	2.10	<0.05	<0.02	<0.05	<0.02	<0.05	<0.05	<0.02	<0.05
SW001	24 May 2024	0902_QC107_240524	Field_D	NSW_0902_PFASOMP_24	4.30	*29.0*	18.3	**47.3**	93.2	3.09	3.11	0.79	0.20	3.3	7.42	8.46	2.57	2.24	2.22	2.03	0.69	0.09	0.07	<0.05	0.76	3.01	0.08	0.06	<0.05	<0.02	<0.05	<0.05	<0.02	<0.05
SW001	24 May 2024	0902_QC207_240524	Interlab_D	NSW_0902_PFASOMP_24	4.5	*27*	18	**45**	90	3.5	3.0	1.0	<0.02	3.9	8.0	8.6	3.0	2.6	2.0	0.76	0.2	<0.1	<0.5	<0.01	0.87	2.9	0.02	<0.1	<0.05	<0.02	<0.05	<0.1	<0.02	<0.5
SW002	04 Jul 2017	0902_SW002_040717	Normal	NSW_0902_PFAS	5.28	*53.5*	30.4	**83.9**	267	4.08	3.62	2.55	<0.02	3.0	3.70	24.7	2.54	3.56	1.84	0.16	0.09	<0.02	<0.05	0.06	123	4.85	<0.05	0.05	<0.05	<0.02	<0.05	<0.05	<0.02	<0.05
SW002	15 Jan 2018	0902_SW002_180115	Normal	NSW_0902_PFAS	2.59	*24.4*	6.18	**30.6**	50.0	1.28	0.81	0.48	0.03	0.6	1.20	3.13	1.39	1.70	0.77	0.07	<0.02	<0.02	<0.05	<0.05	4.22	1.12	<0.05	0.02	<0.05	<0.02	<0.05	<0.05	<0.02	<0.05
SW002	04 Nov 2019	0902_SW002_191104	Normal	NSW_0902_PFASOMP	0.74	*10.9*	2.55	**13.4**	22.3	0.45	0.42	0.23	0.02	0.4	0.66	1.12	0.42	0.93	0.98	0.19	0.02	<0.02	<0.05	<0.05	0.72	1.51	<0.05	<0.02	<0.05	<0.02	<0.05	<0.05	<0.02	<0.05
SW002	14 May 2020	0902_SW002_200514	Normal	NSW_0902_PFASOMP	0.30	*13.7*	2.94	**16.6**	19.8	0.36	0.34	0.36	0.02	0.1	0.25	0.72	0.13	0.08	0.17	0.03	<0.02	<0.02	<0.05	<0.05	0.10	0.19	<0.05	0.03	<0.05	<0.02	<0.05	<0.05	<0.02	<0.05
SW002	14 Jul 2020	0902_SW002_2007140704	Normal	NSW_0902_PFASMGMT	0.02	*0.47*	0.17	**0.64**	0.98	0.04	0.03	<0.02	<0.02	<0.1	0.03	0.10	0.02	<0.02	0.02	0.02	<0.02	<0.02	<0.05	<0.05	0.06	<0.05	<0.05	<0.02	<0.05	<0.02	<0.05	<0.05	<0.02	<0.05
SW002	14 Jul 2020	0902_SW002_2007140719	Normal	NSW_0902_PFASMGMT	0.04	*0.93*	0.38	**1.31**	1.88	0.08	0.07	0.03	<0.02	<0.1	0.06	0.17	0.03	<0.02	0.03	<0.02	<0.02	<0.02	<0.05	<0.05	0.06	<0.05	<0.05	<0.02	<0.05	<0.02	<0.05	<0.05	<0.02	<0.05
SW002	14 Jul 2020	0902_SW002_2007140734	Normal	NSW_0902_PFASMGMT	0.27	*4.60*	1.23	**5.83**	10.5	0.26	0.23	0.10	<0.02	0.1	0.28	0.63	0.18	0.38	0.70	0.19	0.05	<0.02	<0.05	<0.05	0.26	1.01	<0.05	<0.02	<0.05	<0.02	<0.05	<0.05	<0.02	<0.05
SW002	14 Jul 2020	0902_SW002_2007140749	Normal	NSW_0902_PFASMGMT	0.59	*5.19*	1.29	**6.48**	14.5	0.29	0.22	0.13	<0.02	0.1	0.46	0.88	0.42	0.80	1.16	0.29	0.08	<0.02	<0.05	<0.05	0.54	2.05	<0.05	<0.02	<0.05	<0.02	<0.05	<0.05	<0.02	<0.05
SW002	14 Jul 2020	0902_SW002_2007140804	Normal	NSW_0902_PFASMGMT	0.64	*4.66*	1.19	**5.85**	13.6	0.23	0.22	0.10	<0.02	0.2	0.52	0.96	0.48	0.69	1.07	0.20	0.07	<0.02	<0.05	<0.05	0.48	1.88	<0.05	<0.02	<0.05	<0.02	<0.05	<0.05	<0.02	<0.05
SW002	14 Jul 2020	0902_SW002_2007140834	Normal	NSW_0902_PFASMGMT	0.55	*3.93*	0.94	**4.87**	10.7	0.19	0.16	0.08	<0.02	0.2	0.41	0.77	0.39	0.52	0.77	0.19	0.08	<0.02	<0.05	<0.05	0.43	1.12	<0.05	<0.02	<0.05	<0.02	<0.05	<0.05	<0.02	<0.05
SW002	14 Jul 2020	0902_SW002_2007140904	Normal	NSW_0902_PFASMGMT	0.62	*4.58*	1.58	**6.16**	12.4	0.30	0.26	0.13	<0.02	0.2	0.48	0.96	0.45	0.54	0.71	0.12	0.04	<0.02	<0.05	<0.05	0.43	1.02	<0.05	<0.02	<0.05	<0.02	<0.05	<0.05	<0.02	<0.05
SW002	14 Jul 2020	0902_SW002_2007140934	Normal	NSW_0902_PFASMGMT	0.80	*13.0*	2.62	**15.6**	24.1	0.45	0.42	0.23	0.04	0.3	0.64	1.32	0.49	0.65	0.92	0.19	0.07	<0.02	<0.05	<0.05	0.48	1.43	<0.05	0.02	<0.05	<0.02	<0.05	<0.05	<0.02	<0.05
SW002	14 Jul 2020	0902_SW002_2007141034	Normal	NSW_0902_PFASMGMT	0.82	*20.8*	3.65	**24.4**	34.2	0.66	0.62	0.30	0.04	0.4	0.74	1.62	0.50	0.62	1.01	0.21	0.07	<0.02	<0.05	<0.05	0.51	1.65	<0.05	0.03	<0.05	<0.02	<0.05	<0.05	<0.02	<0.05
SW002	14 Jul 2020	0902_SW002_2007141134	Normal	NSW_0902_PFASMGMT	0.74	*16.8*	3.67	**20.5**	29.7	0.68	0.65	0.33	0.06	0.3	0.70	1.54	0.45	0.62	0.85	0.23	0.09	<0.02	<0.05	<0.05	0.42	1.52	<0.05	0.03	<0.05	<0.02	<0.05	<0.05	<0.02	<0.05
SW002	14 Jul 2020	0902_QC105_200714	Field_D	NSW_0902_PFASMGMT	0.04	*0.89*	0.36	**1.25**	1.80	0.08	0.07	0.02	<0.02	<0.1	0.06	0.16	0.03	<0.02	0.03	<0.02	<0.02	<0.02	<0.05	<0.05	0.06	<0.05	<0.05	<0.02	<0.05	<0.02	<0.05	<0.05	<0.02	<0.05
SW002	14 Jul 2020	0902_QC106_200714	Field_D	NSW_0902_PFASMGMT	0.60	*3.98*	1.10	**5.08**	11.7	0.20	0.19	0.08	<0.02	0.2	0.45	0.80	0.41	0.52	0.84	0.19	0.08	<0.02	<0.05	<0.05	0.48	1.55	<0.05	<0.02	<0.05	<0.02	<0.05	<0.05	<0.02	<0.05
SW002	07 Aug 2020	0902_SW002_2008071145	Normal	NSW_0902_PFASMGMT	0.52	*10.0*	5.04	**15.0**	19.7	0.66	0.70	0.36	<0.02	0.2	0.40	1.32	0.29	0.05	0.04	0.02	<0.02	<0.02	<0.05	<0.05	<0.05	0.05	<0.05	0.02	<0.05	<0.02	<0.05	<0.05	<0.02	<0.05
SW002	07 Aug 2020	0902_SW002_2008071200	Normal	NSW_0902_PFASMGMT	0.53	*10.6*	4.72	**15.3**	19.8	0.63	0.71	0.35	<0.02	0.2	0.39	1.29	0.28	0.04	0.04	0.03	<0.02	<0.02	<0.05	<0.05	<0.05	<0.05	<0.05	0.02	<0.05	<0.02	<0.05	<0.05	<0.02	<0.05
SW002	07 Aug 2020	0902_SW002_2008071215	Normal	NSW_0902_PFASMGMT	0.54	*10.4*	4.81	**15.2**	19.7	0.64	0.70	0.37	<0.02	0.2	0.40	1.28	0.27	0.05	0.04	0.02	<0.02	<0.02	<0.05	<0.05	<0.05	<0.05	<0.05	<0.02	<0.05	<0.02	<0.05	<0.05	<0.02	<0.05
SW002	07 Aug 2020	0902_SW002_2008071230	Normal	NSW_0902_PFASMGMT	0.46	*8.40*	4.02	**12.4**	16.2	0.52	0.56	0.29	<0.02	0.2	0.34	1.06	0.23	0.04	0.03	0.02	<0.02	<0.02	<0.05	<0.05	<0.05	<0.05	<0.05	<0.02	<0.05	<0.02	<0.05	<0.05	<0.02	<0.05
SW002	07 Aug 2020	0902_SW002_2008071300	Normal	NSW_0902_PFASMGMT	0.13	*3.23*	1.02	**4.25**	5.28	0.14	0.13	0.07	<0.02	<0.1	0.10	0.31	0.07	<0.02	0.02	<0.02	<0.02	<0.02	<0.05	<0.05	0.06	<0.05	<0.05	<0.02	<0.05	<0.02	<0.05	<0.05	<0.02	<0.05
SW002	07 Aug 2020	0902_SW002_2008071330	Normal	NSW_0902_PFASMGMT	0.13	*2.60*	0.86	**3.46**	4.44	0.13	0.12	0.06	<0.02	<0.1	0.10	0.27	0.07	0.02	0.02	<0.02	<0.02	<0.02	<0.05	<0.05	0.06	<0.05	<0.05	<0.02	<0.05	<0.02	<0.05	<0.05	<0.02	<0.05
SW002	07 Aug 2020	0902_SW002_2008071345	Normal	NSW_0902_PFASMGMT	0.08	*2.01*	0.64	**2.65**	3.32	0.10	0.08	0.04	<0.02	<0.1	0.06	0.20	0.03	<0.02	<0.02	<0.02	<0.02	<0.02	<0.05	<0.05	0.08	<0.05	<0.05	<0.02	<0.05	<0.02	<0.05	<0.05	<0.02	<0.05
SW002	07 Aug 2020	0902_SW002_2008071400	Normal	NSW_0902_PFASMGMT	0.06	*1.74*	0.50	**2.24**	2.80	0.08	0.07	0.04	<0.02	<0.1	0.04	0.17	0.03	<0.02	<0.02	<0.02	<0.02	<0.02	<0.05	<0.05	0.07	<0.05	<0.05	<0.02	<0.05	<0.02	<0.05	<0.05	<0.02	<0.05
SW002	07 Aug 2020	0902_SW002_2008071500	Normal	NSW_0902_PFASMGMT	0.44	*2.94*	0.85	**3.79**	7.81	0.16	0.14	0.06	<0.02	0.1	0.29	0.61	0.32	0.35	0.44	0.14	0.08	<0.02	<0.05	<0.05	0.32	0.57	<0.05	<0.02	<0.05	<0.02	<0.05	<0.05	<0.02	<0.05
SW002	07 Aug 2020	0902_SW002_2008071600	Normal	NSW_0902_PFASMGMT	0.43	*9.06*	2.03	**11.1**	15.9	0.35	0.35	0.16	0.02	0.2	0.34	0.90	0.28	0.28	0.40	0.12	0.05	<0.02	<0.05	<0.05	0.26	0.64	<0.05	<0.02	<0.05	<0.02	<0.05	<0.05	<0.02	<0.05

Table T9 - Historical Surface Water Analytical Results

					PFAS					PFAS - Perfluoroalkyl Sulfonic Acids			
					Perfluorooctanoic acid (PFOA)	Perfluorooctane sulfonic acid (PFOS)	Perfluorohexane sulfonic acid (PFHxS)	Sum of PFHxS and PFOS	Sum of PFAS	Perfluorobutane sulfonic acid (PFBS)	Perfluoropentane sulfonic acid (PFPeS)	Perfluoroheptane sulfonic acid (PFHpS)	Perfluorodecane sulfonic acid (PFDS)
					µg/L	µg/L	µg/L	µg/L	µg/L	µg/L	µg/L	µg/L	µg/L
LOR					0.01	0.01	0.01	0.01	0.01	0.01	0.01	0.01	0.01
PFAS NEMP 2020 Recreational Water					**10**			**2**					
PFAS NEMP 2020 Freshwater 99%					*19*	*0.00023*							
Location Code	**Date**	**Field ID**	**Sample Type**	**Project ID**									
SW002	08 Sep 2020	0902_SW002_200908	Normal	NSW_0902_PFASMGMT	1.17	*44.4*	9.40	**53.8**	65.4	1.35	1.55	1.40	0.35
SW002	08 Sep 2020	0902_QC107_200908	Field_D	NSW_0902_PFASMGMT	1.14	*46.7*	10.8	**57.5**	70.2	1.46	1.76	1.86	0.41
SW002	28 Oct 2020	0902_SW002_2010281630	Normal	NSW_0902_PFASMGMT	0.99	*27.7*	15.4	**43.1**	58.5	2.67	2.86	1.24	0.02
SW002	13 Nov 2020	0902_SW002_201113	Normal	NSW_0902_PFASOMP	0.36	*16.5*	5.92	**22.4**	27.1	0.66	0.69	0.40	<0.02
SW002	13 Nov 2020	0902_QC208_201113	Interlab_D	NSW_0902_PFASOMP	0.37	*11*	4.9	15.9	16.27	0.69	0.6	0.3	<0.01
SW002	29 Jan 2021	0902_SW002_2101290800	Normal	NSW_0902_PFASMGMT	0.11	*3.33*	1.12	**4.45**	5.65	0.18	0.15	0.08	<0.02
SW002	29 Jan 2021	0902_SW002_2101290845	Normal	NSW_0902_PFASMGMT	0.12	*3.42*	1.14	**4.56**	5.78	0.18	0.14	0.09	<0.02
SW002	29 Jan 2021	0902_SW002_2101290930	Normal	NSW_0902_PFASMGMT	0.12	*3.84*	1.25	**5.09**	6.41	0.19	0.15	0.10	<0.02
SW002	29 Jan 2021	0902_SW002_2101291015	Normal	NSW_0902_PFASMGMT	0.10	*3.70*	1.27	**4.97**	6.28	0.20	0.16	0.10	<0.02
SW002	29 Jan 2021	0902_SW002_2101291100	Normal	NSW_0902_PFASMGMT	0.13	*4.68*	1.43	**6.11**	7.55	0.22	0.17	0.10	<0.02
SW002	29 Jan 2021	0902_SW002_2101291145	Normal	NSW_0902_PFASMGMT	0.23	*3.83*	1.22	**5.05**	7.15	0.18	0.14	0.09	<0.02
SW002	29 Jan 2021	0902_SW002_2101291230	Normal	NSW_0902_PFASMGMT	0.12	*2.38*	0.75	**3.13**	4.39	0.12	0.09	0.05	<0.02
SW002	29 Jan 2021	0902_SW002_2101291315	Normal	NSW_0902_PFASMGMT	0.14	*2.52*	0.89	**3.41**	4.78	0.13	0.12	0.06	<0.02
SW002	29 Jan 2021	0902_SW002_2101291400	Normal	NSW_0902_PFASMGMT	0.18	*3.39*	0.93	**4.32**	6.10	0.14	0.12	0.08	<0.02
SW002	29 Jan 2021	0902_SW002_2101291445	Normal	NSW_0902_PFASMGMT	1.05	*8.04*	1.93	**9.97**	21.0	0.26	0.23	0.20	0.04
SW002	29 Jan 2021	0902_SW002_2101291530	Normal	NSW_0902_PFASMGMT	0.44	*4.04*	0.94	**4.98**	10.5	0.13	0.12	0.10	0.02
SW002	29 Jan 2021	0902_QC109_210129	Field_D	NSW_0902_PFASMGMT	0.11	*3.29*	1.11	**4.40**	5.57	0.17	0.14	0.09	<0.02
SW002	29 Jan 2021	0902_QC110_210129	Field_D	NSW_0902_PFASMGMT	0.10	*3.69*	1.27	**4.96**	6.25	0.19	0.16	0.10	<0.02
SW002	29 Jan 2021	0902_QC208_210129	Interlab_D	NSW_0902_PFASMGMT	0.10	*3.5*	1.2	**4.7**	6.1	0.21	0.19	0.11	<0.02
SW002	29 Jan 2021	0902_QC209_210129	Interlab_D	NSW_0902_PFASMGMT	0.11	*4.0*	1.3	**5.2**	6.8	0.21	0.20	0.11	<0.02
SW002	05 May 2021	0902_SW002_210505	Normal	NSW_0902_PFASOMP	0.67	*6.88*	3.16	**10.0**	18.1	1.22	1.10	0.51	<0.02
SW002	09 Nov 2021	0902_SW002_211109	Normal	NSW_0902_PFASMGMT	0.60	*16.4*	7.25	**23.6**	31.5	1.46	1.17	0.53	0.03
SW002	26 Nov 2021	0902_SW002_2111260820	Normal	NSW_0902_PFASMGMT	0.13	*6.06*	1.23	**7.29**	9.06	0.27	0.16	0.09	0.02
SW002	26 Nov 2021	0902_SW002_2111260835	Normal	NSW_0902_PFASMGMT	0.11	*4.34*	0.91	**5.25**	6.75	0.25	0.15	0.07	<0.02
SW002	26 Nov 2021	0902_SW002_2111260850	Normal	NSW_0902_PFASMGMT	0.10	*4.40*	0.89	**5.29**	6.66	0.25	0.14	0.07	<0.02
SW002	26 Nov 2021	0902_SW002_2111260920	Normal	NSW_0902_PFASMGMT	0.13	*5.06*	1.15	**6.21**	8.01	0.29	0.19	0.08	0.02
SW002	26 Nov 2021	0902_SW002_2111260950	Normal	NSW_0902_PFASMGMT	0.10	*4.18*	0.82	**5.00**	6.30	0.23	0.13	0.07	<0.02
SW002	26 Nov 2021	0902_SW002_2111261020	Normal	NSW_0902_PFASMGMT	0.13	*5.54*	1.16	**6.70**	8.49	0.30	0.19	0.10	0.02
SW002	26 Nov 2021	0902_SW002_2111261050	Normal	NSW_0902_PFASMGMT	0.12	*4.39*	1.01	**5.40**	6.87	0.26	0.16	0.08	<0.02
SW002	26 Nov 2021	0902_SW002_2111261120	Normal	NSW_0902_PFASMGMT	0.13	*5.78*	1.17	**6.95**	8.69	0.29	0.18	0.10	0.02
SW002	26 Nov 2021	0902_SW002_2111261220	Normal	NSW_0902_PFASMGMT	0.14	*6.00*	1.28	**7.28**	9.09	0.32	0.19	0.11	0.02
SW002	26 Nov 2021	0902_SW002_2111261320	Normal	NSW_0902_PFASMGMT	0.15	*5.94*	1.45	**7.39**	9.39	0.35	0.21	0.11	0.02
SW002	26 Nov 2021	0902_QC100_211126	Field_D	NSW_0902_PFASMGMT	0.11	*4.87*	0.89	**5.76**	7.15	0.24	0.14	0.08	0.02
SW002	26 Nov 2021	0902_QC200_211126	Interlab_D	NSW_0902_PFASMGMT	0.11	*4.3*	1.2	**5.5**	6.8	0.18	0.15	0.08	<0.02
SW002	29 Nov 2021	0902_SW002_211129	Normal	NSW_0902_PFASOMP	0.95	*41.6*	15.0	**56.6**	67.8	1.86	1.89	1.00	0.02
SW002	18 Jan 2022	0902_SW002_220118	Normal	NSW_0902_PFASMGMT	1.37	*46.6*	17.4	**64.0**	81.0	2.52	3.11	1.73	0.02
SW002	21 Feb 2022	0902_SW002_220221	Normal	NSW_0902_PFASMGMT	1.25	*21.2*	8.20	**29.4**	44.0	1.44	1.50	0.83	0.03
SW002	21 Feb 2022	0902_SW002_2202211800	Normal	NSW_0902_PFASMGMT	1.30	*25.6*	10.7	**36.3**	50.6	1.54	1.36	0.50	0.05
SW002	21 Feb 2022	0902_SW002_2202212000	Normal	NSW_0902_PFASMGMT	0.30	*8.05*	2.91	**11.0**	14.5	0.51	0.37	0.16	<0.02
SW002	22 Feb 2022	0902_SW002_2202221000	Normal	NSW_0902_PFASMGMT	1.19	*25.0*	9.92	**34.9**	49.0	1.72	1.54	0.68	0.04
SW002	22 Feb 2022	0902_SW002_2202221200	Normal	NSW_0902_PFASMGMT	0.28	*8.23*	3.15	**11.4**	14.8	0.53	0.39	0.14	<0.02

	PFAS - Perfluoroalkyl Carboxylic Acids										PFAS - (n:2) Fluorotelomer Sulfonic Acids				PFAS - Perfluoroalkyl Sulfonamides						
	Perfluorobutanoic acid (PFBA)	Perfluoropentanoic acid (PFPeA)	Perfluorohexanoic acid (PFHxA)	Perfluoroheptanoic acid (PFHpA)	Perfluorononanoic acid (PFNA)	Perfluorodecanoic acid (PFDA)	PerfluorounDecanoic acid (PFUnDA)	Perfluorododecanoic acid (PFDoDA)	Perfluorotridecanoic acid (PFTrDA)	Perfluorotetradecanoic acid (PFTeDA)	4:2 Fluorotelomer sulfonic acid (4:2 FTS)	6:2 Fluorotelomer sulfonic acid (6:2 FTS)	8:2 Fluorotelomer sulfonic acid (8:2 FTS)	10:2 Fluorotelomer sulfonic acid (10:2 FTS)	Perfluorooctane sulfonamide (FOSA)	N-Methyl perfluorooctane sulfonamide (MeFOSA)	N-Methyl perfluorooctane sulfonamidoacetic acid (MeFOSAA)	N-methyl perfluorooctane sulfonamidoethanol (MeFOSE)	N-Ethyl perfluorooctane sulfonamide (EtFOSA)	N-Ethyl perfluorooctane sulfonamidoacetic acid (EtFOSAA)	N-Ethyl perfluorooctane sulfonamidoethanol (EtFOSE)
µg/L	µg/L	µg/L	µg/L	µg/L	µg/L	µg/L	µg/L	µg/L	µg/L	µg/L	µg/L	µg/L	µg/L	µg/L	µg/L	µg/L	µg/L	µg/L	µg/L	µg/L	µg/L
0.02	0.02	0.01	0.01	0.01	0.01	0.01	0.01	0.01	0.02	0.02	0.01	0.01	0.01	0.01	0.01	0.02	0.01	0.05	0.02	0.01	0.05
0.4	0.85	2.67	0.56	0.11	0.18	0.36	0.12	<0.02	<0.05	<0.05	0.23	0.23	<0.05	0.10	<0.05	<0.02	<0.05	<0.05	<0.02	<0.05
0.4	0.90	2.83	0.60	0.12	0.16	0.30	0.11	<0.02	<0.05	<0.05	0.33	0.22	<0.05	0.09	<0.05	<0.02	<0.05	<0.05	<0.02	<0.05
0.7	1.16	4.78	0.38	0.10	0.09	0.02	<0.02	<0.02	<0.05	<0.05	0.19	0.14	<0.05	0.02	<0.05	<0.02	<0.05	<0.05	<0.02	<0.05
0.2	0.36	1.63	0.20	0.04	0.03	<0.02	<0.02	<0.02	<0.05	<0.05	0.06	0.06	<0.05	<0.02	<0.05	<0.02	<0.05	<0.05	<0.02	<0.05
0.24	0.36	1.4	0.19	0.034	0.033	0.016	<0.01	<0.02	<0.02	<0.01	0.051	0.048	<0.01	<0.01	<0.02	<0.01	<0.05	<0.02	<0.01	<0.05
<0.1	0.10	0.39	0.08	<0.02	<0.02	<0.02	<0.02	<0.02	<0.05	<0.05	0.11	<0.05	<0.05	<0.02	<0.05	<0.02	<0.05	<0.05	<0.02	<0.05
<0.1	0.10	0.41	0.08	<0.02	<0.02	<0.02	<0.02	<0.02	<0.05	<0.05	0.10	<0.05	<0.05	<0.02	<0.05	<0.02	<0.05	<0.05	<0.02	<0.05
<0.1	0.11	0.44	0.08	<0.02	0.02	<0.02	<0.02	<0.02	<0.05	<0.05	0.11	<0.05	<0.05	<0.02	<0.05	<0.02	<0.05	<0.05	<0.02	<0.05
<0.1	0.10	0.43	0.08	<0.02	0.02	<0.02	<0.02	<0.02	<0.05	<0.05	0.12	<0.05	<0.05	<0.02	<0.05	<0.02	<0.05	<0.05	<0.02	<0.05
<0.1	0.12	0.47	0.08	<0.02	0.02	<0.02	<0.02	<0.02	<0.05	<0.05	0.13	<0.05	<0.05	<0.02	<0.05	<0.02	<0.05	<0.05	<0.02	<0.05
<0.1	0.18	0.59	0.16	0.10	0.05	<0.02	<0.02	<0.02	<0.05	<0.05	0.30	0.08	<0.05	<0.02	<0.05	<0.02	<0.05	<0.05	<0.02	<0.05
<0.1	0.11	0.34	0.09	0.05	0.03	<0.02	<0.02	<0.02	<0.05	<0.05	0.20	0.06	<0.05	<0.02	<0.05	<0.02	<0.05	<0.05	<0.02	<0.05
<0.1	0.12	0.34	0.06	0.06	0.03	<0.02	<0.02	<0.02	<0.05	<0.05	0.25	0.06	<0.05	<0.02	<0.05	<0.02	<0.05	<0.05	<0.02	<0.05
<0.1	0.16	0.40	0.09	0.11	0.06	0.02	<0.02	<0.02	<0.05	<0.05	0.31	0.11	<0.05	<0.02	<0.05	<0.02	<0.05	<0.05	<0.02	<0.05
0.2	0.52	1.13	0.39	1.61	1.42	0.27	0.05	<0.02	<0.05	<0.05	1.09	2.58	<0.05	<0.02	<0.05	<0.02	<0.05	<0.05	<0.02	<0.05
<0.1	0.22	0.49	0.18	0.75	0.82	0.20	0.04	<0.02	<0.05	<0.05	0.49	1.56	<0.05	<0.02	<0.05	<0.02	<0.05	<0.05	<0.02	<0.05
<0.1	0.10	0.39	0.07	<0.02	<0.02	<0.02	<0.02	<0.02	<0.05	<0.05	0.10	<0.05	<0.05	<0.02	<0.05	<0.02	<0.05	<0.05	<0.02	<0.05
<0.1	0.10	0.44	0.08	<0.02	<0.02	<0.02	<0.02	<0.02	<0.05	<0.05	0.12	<0.05	<0.05	<0.02	<0.05	<0.02	<0.05	<0.05	<0.02	<0.05
0.09	0.1	0.38	0.08	0.01	<0.02	<0.02	<0.05	<0.1	<0.5	<0.01	0.13	0.03	<0.02	<0.1	<0.05	<0.02	<0.05	<0.1	<0.02	<0.5
0.1	0.1	0.39	0.09	<0.01	0.02	<0.02	<0.05	<0.1	<0.5	<0.01	0.13	0.03	<0.02	<0.1	<0.05	<0.02	<0.05	<0.1	<0.02	<0.5
0.4	0.74	2.17	0.47	0.20	0.11	0.04	<0.02	<0.02	<0.05	<0.05	0.26	0.17	<0.05	<0.02	<0.05	<0.02	<0.05	<0.05	<0.02	<0.05
0.4	0.65	2.39	0.34	0.11	0.07	<0.02	<0.02	<0.02	<0.05	<0.05	<0.05	0.10	<0.05	<0.02	<0.05	<0.02	<0.05	<0.05	<0.02	<0.05
0.2	0.21	0.53	0.07	0.05	0.04	<0.02	<0.02	<0.02	<0.05	<0.05	<0.05	<0.05	<0.05	<0.02	<0.05	<0.02	<0.05	<0.05	<0.02	<0.05
0.2	0.19	0.40	0.06	0.04	0.03	<0.02	<0.02	<0.02	<0.05	<0.05	<0.05	<0.05	<0.05	<0.02	<0.05	<0.02	<0.05	<0.05	<0.02	<0.05
0.1	0.19	0.39	0.06	0.04	0.03	<0.02	<0.02	<0.02	<0.05	<0.05	<0.05	<0.05	<0.05	<0.02	<0.05	<0.02	<0.05	<0.05	<0.02	<0.05
0.2	0.24	0.50	0.07	0.05	0.03	<0.02	<0.02	<0.02	<0.05	<0.05	<0.05	<0.05	<0.05	<0.02	<0.05	<0.02	<0.05	<0.05	<0.02	<0.05
0.1	0.18	0.37	0.06	0.04	0.02	<0.02	<0.02	<0.02	<0.05	<0.05	<0.05	<0.05	<0.05	<0.02	<0.05	<0.02	<0.05	<0.05	<0.02	<0.05
0.2	0.21	0.50	0.07	0.04	0.03	<0.02	<0.02	<0.02	<0.05	<0.05	<0.05	<0.05	<0.05	<0.02	<0.05	<0.02	<0.05	<0.05	<0.02	<0.05
0.1	0.18	0.43	0.06	0.04	0.04	<0.02	<0.02	<0.02	<0.05	<0.05	<0.05	<0.05	<0.05	<0.02	<0.05	<0.02	<0.05	<0.05	<0.02	<0.05
0.2	0.19	0.48	0.07	0.05	0.03	<0.02	<0.02	<0.02	<0.05	<0.05	<0.05	<0.05	<0.05	<0.02	<0.05	<0.02	<0.05	<0.05	<0.02	<0.05
0.1	0.20	0.57	0.07	0.05	0.04	<0.02	<0.02	<0.02	<0.05	<0.05	<0.05	<0.05	<0.05	<0.02	<0.05	<0.02	<0.05	<0.05	<0.02	<0.05
0.2	0.22	0.58	0.08	0.05	0.03	<0.02	<0.02	<0.02	<0.05	<0.05	<0.05	<0.05	<0.05	<0.02	<0.05	<0.02	<0.05	<0.05	<0.02	<0.05
0.1	0.18	0.40	0.05	0.04	0.03	<0.02	<0.02	<0.02	<0.05	<0.05	<0.05	<0.05	<0.05	<0.02	<0.05	<0.02	<0.05	<0.05	<0.02	<0.05
0.2	0.2	0.34	0.07	0.05	0.03	<0.02	<0.05	<0.1	<0.5	<0.01	0.01	0.02	<0.02	<0.1	<0.05	<0.02	<0.05	<0.1	<0.02	<0.5
0.4	0.86	3.58	0.49	0.10	0.02	<0.02	<0.02	<0.02	<0.05	<0.05	0.06	<0.05	<0.05	<0.02	<0.05	<0.02	<0.05	<0.05	<0.02	<0.05
0.6	1.04	5.55	0.70	0.09	0.04	0.02	<0.02	<0.02	<0.05	<0.05	0.10	0.08	<0.05	<0.02	<0.05	<0.02	<0.05	<0.05	<0.02	<0.05
0.5	1.18	3.40	1.12	0.61	0.42	0.09	0.05	<0.02	<0.05	<0.05	0.79	1.41	<0.05	<0.02	<0.05	<0.02	<0.05	<0.05	<0.02	<0.05
0.6	1.09	3.87	0.84	0.61	0.63	0.16	0.05	<0.02	<0.05	<0.05	0.58	1.10	<0.05	0.02	<0.05	<0.02	<0.05	<0.05	<0.02	<0.05
0.1	0.26	1.07	0.20	0.08	0.11	0.05	0.02	<0.02	<0.05	<0.05	0.12	0.21	<0.05	<0.02	<0.05	<0.02	<0.05	<0.05	<0.02	<0.05
0.6	1.02	3.82	0.76	0.47	0.50	0.14	0.05	<0.02	<0.05	<0.05	0.44	1.07	<0.05	0.02	<0.05	<0.02	<0.05	<0.05	<0.02	<0.05
0.1	0.24	1.03	0.18	0.07	0.09	0.05	0.02	<0.02	<0.05	<0.05	0.11	0.20	<0.05	<0.02	<0.05	<0.02	<0.05	<0.05	<0.02	<0.05

Table T9 - Historical Surface Water Analytical Results

					PFAS					PFAS - Perfluoroalkyl Sulfonic Acids				PFAS - Perfluoroalkyl Carboxylic Acids										PFAS - (n:2) Fluorotelomer Sulfonic Acids				PFAS - Perfluoroalkyl Sulfonamides						
					Perfluorooctanoic acid (PFOA)	Perfluorooctane sulfonic acid (PFOS)	Perfluorohexane sulfonic acid (PFHxS)	Sum of PFHxS and PFOS	Sum of PFAS	Perfluorobutane sulfonic acid (PFBS)	Perfluoropentane sulfonic acid (PFPeS)	Perfluoroheptane sulfonic acid (PFHpS)	Perfluorodecane sulfonic acid (PFDS)	Perfluorobutanoic acid (PFBA)	Perfluoropentanoic acid (PFPeA)	Perfluorohexanoic acid (PFHxA)	Perfluoroheptanoic acid (PFHpA)	Perfluorononanoic acid (PFNA)	Perfluorodecanoic acid (PFDA)	PerfluorounDecanoic acid (PFUnDA)	Perfluorododecanoic acid (PFDoDA)	Perfluorotridecanoic acid (PFTrDA)	Perfluorotetradecanoic acid (PFTeDA)	4:2 Fluorotelomer sulfonic acid (4:2 FTS)	6:2 Fluorotelomer sulfonic acid (6:2 FTS)	8:2 Fluorotelomer sulfonic acid (8:2 FTS)	10:2 Fluorotelomer sulfonic acid (10:2 FTS)	Perfluorooctane sulfonamide (FOSA)	N-Methyl perfluorooctane sulfonamide (MeFOSA)	N-Methyl perfluorooctane sulfonamidoacetic acid (MeFOSAA)	N-methyl perfluorooctane sulfonamidoethanol (MeFOSE)	N-Ethyl perfluorooctane sulfonamide (EtFOSA)	N-Ethyl perfluorooctane sulfonamidoacetic acid (EtFOSAA)	N-Ethyl perfluorooctane sulfonamidoethanol (EtFOSE)
					µg/L	µg/L	µg/L	µg/L	µg/L	µg/L	µg/L	µg/L	µg/L	µg/L	µg/L	µg/L	µg/L	µg/L	µg/L	µg/L	µg/L	µg/L	µg/L	µg/L	µg/L	µg/L	µg/L	µg/L	µg/L	µg/L	µg/L	µg/L	µg/L	µg/L
LOR					0.01	0.01	0.01	0.01	0.01	0.01	0.01	0.01	0.01	0.02	0.02	0.01	0.01	0.01	0.01	0.01	0.02	0.02	0.01	0.01	0.01	0.01	0.01	0.02	0.01	0.05	0.02	0.01	0.05
PFAS NEMP 2020 Recreational Water					**10**			**2**																										
PFAS NEMP 2020 Freshwater 99%					*19*	*0.00023*																												
Location Code	**Date**	**Field ID**	**Sample Type**	**Project ID**																														
SW002	22 Feb 2022	0902_SW002_2202221400	Normal	NSW_0902_PFASMGMT	0.27	*10.7*	2.53	**13.2**	17.0	0.42	0.30	0.17	0.04	0.2	0.29	0.84	0.16	0.17	0.22	0.09	0.03	<0.02	<0.05	<0.05	0.10	0.50	<0.05	<0.02	<0.05	<0.02	<0.05	<0.05	<0.02	<0.05
SW002	22 Feb 2022	0902_SW002_2202221800	Normal	NSW_0902_PFASMGMT	0.66	*15.0*	7.81	**22.8**	32.1	1.72	1.41	0.37	0.02	0.4	0.61	2.88	0.40	0.14	0.14	0.06	0.02	<0.02	<0.05	<0.05	0.15	0.28	<0.05	<0.02	<0.05	<0.02	<0.05	<0.05	<0.02	<0.05
SW002	22 Feb 2022	0902_SW002_2202222200	Normal	NSW_0902_PFASMGMT	0.62	*16.2*	8.62	**24.8**	34.4	1.69	1.44	0.53	0.03	0.4	0.62	2.96	0.41	0.14	0.15	0.07	0.03	<0.02	<0.05	<0.05	0.16	0.30	<0.05	<0.02	<0.05	<0.02	<0.05	<0.05	<0.02	<0.05
SW002	23 Feb 2022	0902_SW002_2202230200	Normal	NSW_0902_PFASMGMT	0.66	*16.2*	8.80	**25.0**	34.8	1.75	1.49	0.44	0.02	0.4	0.64	3.09	0.43	0.15	0.14	0.06	0.02	<0.02	<0.05	<0.05	0.17	0.31	<0.05	<0.02	<0.05	<0.02	<0.05	<0.05	<0.02	<0.05
SW002	23 Feb 2022	0902_SW002_2202231000	Normal	NSW_0902_PFASMGMT	1.10	*26.7*	10.7	**37.4**	53.4	2.27	1.84	0.81	0.10	0.7	1.11	3.68	0.72	0.54	0.66	0.26	0.12	0.02	<0.05	<0.05	0.35	1.68	<0.05	0.04	<0.05	<0.02	<0.05	<0.05	<0.02	<0.05
SW002	23 Feb 2022	0902_SW002_2202231400	Normal	NSW_0902_PFASMGMT	1.13	*30.8*	11.9	**42.7**	59.5	2.44	1.99	0.82	0.09	0.7	1.18	4.02	0.75	0.56	0.68	0.26	0.11	0.02	<0.05	<0.05	0.33	1.71	<0.05	0.03	<0.05	<0.02	<0.05	<0.05	<0.02	<0.05
SW002	27 May 2022	0902_SW002_220527	Normal	NSW_0902_PFASOMP	2.98	*66.1*	40.5	**107**	137	4.80	5.75	2.96	0.02	1.4	<0.02	9.94	2.13	0.18	0.03	<0.02	<0.02	<0.02	<0.05	<0.05	0.19	<0.05	<0.05	<0.02	<0.05	<0.02	<0.05	<0.05	<0.02	<0.05
SW002	08 Nov 2022	0902_SW002_221108	Normal	NSW_0902_PFASOMP	1.07	*26.8*	16.3	**43.1**	55.1	2.02	2.42	1.26	<0.02	0.5	0.77	3.23	0.62	0.05	<0.02	<0.02	<0.02	<0.02	<0.05	<0.05	0.07	<0.05	<0.05	<0.02	<0.05	<0.02	<0.05	<0.05	<0.02	<0.05
SW002	08 May 2023	0902_SW002_230508	Normal	NSW_0902_PFASOMP_23	0.30	*8.65*	3.13	**11.8**	14.8	0.50	0.48	0.26	<0.02	0.1	0.23	0.82	0.16	0.03	0.02	<0.02	<0.02	<0.02	<0.05	<0.05	0.08	<0.05	<0.05	<0.02	<0.05	<0.02	<0.05	<0.05	<0.02	<0.05
SW002	20 Nov 2023	0902_SW002_231120	Normal	NSW_0902_PFASOMP_23	0.15	*3.81*	1.26	**5.07**	6.69	0.20	0.14	0.12	<0.02	<0.1	0.14	0.40	0.08	0.08	0.07	0.02	<0.02	<0.02	<0.05	<0.05	0.12	0.10	<0.05	<0.02	<0.05	<0.02	<0.05	<0.05	<0.02	<0.05
SW002	22 May 2024	0902_SW002_240522	Normal	NSW_0902_PFASOMP_24	0.54	*14.9*	7.18	**22.1**	28.3	0.91	1.19	0.50	<0.02	0.2	0.40	1.72	0.30	0.03	<0.02	<0.02	<0.02	<0.02	<0.05	<0.05	<0.05	<0.05	<0.05	<0.02	<0.05	<0.02	<0.05	<0.05	<0.02	<0.05
SW003	04 Jul 2017	0902_SW003_040717	Normal	NSW_0902_PFAS	3.34	*52.7*	23.4	**76.1**	157	3.95	3.44	1.70	<0.02	2.4	2.63	15.1	2.27	0.98	0.57	0.04	<0.02	<0.02	<0.05	<0.05	43.4	1.08	<0.05	0.05	<0.05	<0.02	<0.05	<0.05	<0.02	<0.05
SW003	15 Jan 2018	0902_SW003_180115	Normal	NSW_0902_PFAS	2.10	*22.2*	6.10	**28.3**	45.5	0.87	0.71	0.46	0.05	0.5	1.82	3.17	1.53	1.20	0.59	0.06	<0.02	<0.02	<0.05	<0.05	3.45	0.64	<0.05	0.02	<0.05	<0.02	<0.05	<0.05	<0.02	<0.05
SW003	15 Jan 2018	0902_QC212_180115	Interlab_D	NSW_0902_PFAS	1.7	*14*	4.7	18.7	20.4	0.73	0.68	0.48	<0.02	0.60	1.5	2.6	1.4	0.97	0.30	0.02	<0.05	<0.1	<0.5	<0.01	2.9	0.44	<0.01	<0.1	<0.05	<0.02	<0.05	<0.1	<0.02	<0.5
SW003	27 Feb 2018	0902_SW003_270218	Normal	NSW_0902_PFAS	2.22	*37.2*	16.2	**53.4**	76.7	3.47	2.70	1.33	<0.02	0.7	2.26	4.57	1.60	1.02	0.45	0.04	<0.02	<0.02	<0.05	<0.05	2.21	0.72	<0.05	<0.02	<0.05	<0.02	<0.05	<0.05	<0.02	<0.05
SW003	27 Feb 2018	0902_QC120_270218	Field_D	NSW_0902_PFAS	1.98	*35.0*	17.1	**52.1**	73.5	3.16	2.43	1.28	<0.02	0.8	2.08	4.08	1.37	0.84	0.41	0.03	<0.02	<0.02	<0.05	<0.05	2.31	0.65	<0.05	<0.02	<0.05	<0.02	<0.05	<0.05	<0.02	<0.05
SW003	11 Nov 2019	0902_SW003_191111	Normal	NSW_0902_PFASOMP	0.77	*15.8*	8.37	**24.2**	32.7	1.21	0.94	0.50	<0.02	0.4	0.82	2.24	0.37	0.33	0.26	0.05	<0.02	<0.02	<0.05	<0.05	0.44	0.24	<0.05	<0.02	<0.05	<0.02	<0.05	<0.05	<0.02	<0.05
SW003	14 May 2020	0902_SW003_200514	Normal	NSW_0902_PFASOMP	0.65	*21.2*	6.56	**27.8**	34.9	0.87	0.90	0.68	0.05	0.2	0.50	1.68	0.26	0.26	0.39	0.05	0.02	<0.02	<0.05	<0.05	0.24	0.34	<0.05	0.02	<0.05	<0.02	<0.05	<0.05	<0.02	<0.05
SW003	13 Nov 2020	0902_SW003_201113	Normal	NSW_0902_PFASOMP	0.38	*15.7*	5.85	**21.6**	26.3	0.66	0.71	0.41	0.05	0.2	0.35	1.50	0.17	0.06	0.06	0.04	0.03	<0.02	<0.05	<0.05	0.06	0.09	<0.05	<0.02	<0.05	<0.02	<0.05	<0.05	<0.02	<0.05
SW003	05 May 2021	0902_SW003_210505	Normal	NSW_0902_PFASOMP	0.58	*6.41*	2.82	**9.23**	17.2	1.63	0.86	0.43	0.03	0.4	0.70	1.87	0.38	0.34	0.18	0.05	<0.02	<0.02	<0.05	<0.05	0.33	0.14	<0.05	<0.02	<0.05	<0.02	<0.05	<0.05	<0.02	<0.05
SW003	29 Nov 2021	0902_SW003_211129	Normal	NSW_0902_PFASOMP	0.84	*33.6*	13.5	**47.1**	57.2	1.63	1.71	0.89	0.03	0.4	0.80	3.18	0.45	0.10	0.04	0.02	<0.02	<0.02	<0.05	<0.05	0.06	<0.05	<0.05	<0.02	<0.05	<0.02	<0.05	<0.05	<0.02	<0.05
SW003	29 Nov 2021	0902_QC211_211129	Interlab_D	NSW_0902_PFASOMP	1.0	*29*	12	**41**	52	1.6	1.5	0.83	<0.02	0.67	0.93	3.6	0.58	0.12	0.04	<0.02	<0.05	<0.1	<0.5	<0.01	0.07	0.04	<0.02	<0.1	<0.05	<0.02	<0.05	<0.1	<0.02	<0.5
SW003	30 May 2022	0902_SW003_220530	Normal	NSW_0902_PFASOMP	3.49	*74.0*	54.9	**129**	167	5.86	5.64	3.20	0.07	1.4	3.28	12.4	2.04	0.23	0.09	0.05	0.03	<0.02	<0.05	<0.05	0.25	0.11	<0.05	0.04	<0.05	<0.02	<0.05	<0.05	<0.02	<0.05
SW003	30 May 2022	0902_QC109_220530	Field_D	NSW_0902_PFASOMP	2.69	*60.6*	36.7	**97.3**	128	4.47	5.19	2.47	0.09	1.3	2.19	9.33	2.11	0.20	0.08	0.04	<0.02	<0.02	<0.05	<0.05	0.20	0.12	<0.05	0.03	<0.05	<0.02	<0.05	<0.05	<0.02	<0.05
SW003	08 Nov 2022	0902_SW003_221108	Normal	NSW_0902_PFASOMP	1.25	*28.6*	17.6	**46.2**	60.4	2.25	2.77	1.57	0.03	0.5	0.91	3.83	0.72	0.10	0.06	0.03	<0.02	<0.02	<0.05	<0.05	0.10	0.08	<0.05	0.03	<0.05	<0.02	<0.05	<0.05	<0.02	<0.05
SW003	08 May 2023	0902_SW003_230508	Normal	NSW_0902_PFASOMP_23	0.39	*9.42*	3.87	**13.3**	17.4	0.66	0.64	0.31	0.02	0.2	0.33	1.08	0.20	0.09	0.07	0.03	<0.02	<0.02	<0.05	<0.05	0.06	0.07	<0.05	<0.02	<0.05	<0.02	<0.05	<0.05	<0.02	<0.05
SW003	20 Nov 2023	0902_SW003_231120	Normal	NSW_0902_PFASOMP_23	0.43	*15.0*	3.80	**18.8**	23.6	0.55	0.45	0.17	<0.02	0.3	0.60	1.30	0.28	0.16	0.08	<0.02	<0.02	<0.02	<0.05	<0.05	0.38	0.06	<0.05	<0.02	<0.05	<0.02	<0.05	<0.05	<0.02	<0.05
SW003	22 May 2024	0902_SW003_240522	Normal	NSW_0902_PFASOMP_24	0.80	*17.0*	8.85	**25.8**	34.9	1.26	1.47	0.68	0.02	0.4	0.63	2.56	0.44	0.11	0.08	0.02	<0.02	<0.02	<0.05	<0.05	<0.05	<0.05	<0.05	<0.02	<0.05	<0.02	<0.05	<0.05	<0.02	<0.05
SW005	04 Jul 2017	0902_SW005_040717	Normal	NSW_0902_PFAS	<0.01	*0.08*	0.04	0.12	0.12	<0.02	<0.02	<0.02	<0.02	<0.1	<0.02	<0.02	<0.02	<0.02	<0.02	<0.02	<0.02	<0.02	<0.05	<0.05	<0.05	<0.05	<0.05	<0.02	<0.05	<0.02	<0.05	<0.05	<0.02	<0.05
SW005	15 Jan 2018	0902_SW005_180115	Normal	NSW_0902_PFAS	<0.01	*0.20*	0.07	0.27	0.27	<0.02	<0.02	<0.02	<0.02	<0.1	<0.02	<0.02	<0.02	<0.02	<0.02	<0.02	<0.02	<0.02	<0.05	<0.05	<0.05	<0.05	<0.05	<0.02	<0.05	<0.02	<0.05	<0.05	<0.02	<0.05
SW005	08 Nov 2019	0902_SW005_191108	Normal	NSW_0902_PFASOMP	<0.01	*0.11*	0.02	0.13	0.13	<0.02	<0.02	<0.02	<0.02	<0.1	<0.02	<0.02	<0.02	<0.02	<0.02	<0.02	<0.02	<0.02	<0.05	<0.05	<0.05	<0.05	<0.05	<0.02	<0.05	<0.02	<0.05	<0.05	<0.02	<0.05
SW005	14 May 2020	0902_SW005_200514	Normal	NSW_0902_PFASOMP	<0.01	*0.08*	0.07	0.15	0.15	<0.02	<0.02	<0.02	<0.02	<0.1	<0.02	<0.02	<0.02	<0.02	<0.02	<0.02	<0.02	<0.02	<0.05	<0.05	<0.05	<0.05	<0.05	<0.02	<0.05	<0.02	<0.05	<0.05	<0.02	<0.05
SW005	14 May 2020	0902_QC106_200514	Field_D	NSW_0902_PFASOMP	<0.01	*0.11*	0.07	0.18	0.18	<0.02	<0.02	<0.02	<0.02	<0.1	<0.02	<0.02	<0.02	<0.02	<0.02	<0.02	<0.02	<0.02	<0.05	<0.05	<0.05	<0.05	<0.05	<0.02	<0.05	<0.02	<0.05	<0.05	<0.02	<0.05
SW005	12 Nov 2020	0902_SW005_201112	Normal	NSW_0902_PFASOMP	<0.01	*0.04*	0.02	0.06	0.06	<0.02	<0.02	<0.02	<0.02	<0.1	<0.02	<0.02	<0.02	<0.02	<0.02	<0.02	<0.02	<0.02	<0.05	<0.05	<0.05	<0.05	<0.05	<0.02	<0.05	<0.02	<0.05	<0.05	<0.02	<0.05
SW005	12 Nov 2020	0902_QC104_201112	Field_D	NSW_0902_PFASOMP	<0.01	*0.04*	<0.02	0.04	0.04	<0.02	<0.02	<0.02	<0.02	<0.1	<0.02	<0.02	<0.02	<0.02	<0.02	<0.02	<0.02	<0.02	<0.05	<0.05	<0.05	<0.05	<0.05	<0.02	<0.05	<0.02	<0.05	<0.05	<0.02	<0.05
SW005	06 May 2021	0902_SW005_210506	Normal	NSW_0902_PFASOMP	<0.01	*0.05*	0.08	0.13	0.13	<0.02	<0.02	<0.02	<0.02	<0.1	<0.02	<0.02	<0.02	<0.02	<0.02	<0.02	<0.02	<0.02	<0.05	<0.05	<0.05	<0.05	<0.05	<0.02	<0.05	<0.02	<0.05	<0.05	<0.02	<0.05
SW005	25 Nov 2021	0902_SW005_211125	Normal	NSW_0902_PFASOMP	<0.01	*0.16*	0.10	0.26	0.29	<0.02	<0.02	<0.02	<0.02	<0.1	<0.02	0.03	<0.02	<0.02	<0.02	<0.02	<0.02	<0.02	<0.05	<0.05	<0.05	<0.05	<0.05	<0.02	<0.05	<0.02	<0.05	<0.05	<0.02	<0.05
SW005	26 May 2022	0902_SW005_220526	Normal	NSW_0902_PFASOMP	0.01	*0.19*	0.20	0.39	0.42	0.02	<0.02	<0.02	<0.02	<0.1	<0.02	<0.02	<0.02	<0.02	<0.02	<0.02	<0.02	<0.02	<0.05	<0.05	<0.05	<0.05	<0.05	<0.02	<0.05	<0.02	<0.05	<0.05	<0.02	<0.05
SW005	11 Nov 2022	0902_SW005_221111	Normal	NSW_0902_PFASOMP	<0.01	*0.19*	0.08	0.27	0.27	<0.02	<0.02	<0.02	<0.02	<0.1	<0.02	<0.02	<0.02	<0.02	<0.02	<0.02	<0.02	<0.02	<0.05	<0.05	<0.05	<0.05	<0.05	<0.02	<0.05	<0.02	<0.05	<0.05	<0.02	<0.05
SW005	11 May 2023	0902_SW005_230511	Normal	NSW_0902_PFASOMP_23	<0.01	*0.20*	0.08	0.28	0.28	<0.02	<0.02	<0.02	<0.02	<0.1	<0.02	<0.02	<0.02	<0.02	<0.02	<0.02	<0.02	<0.02	<0.05	<0.05	<0.05	<0.05	<0.05	<0.02	<0.05	<0.02	<0.05	<0.05	<0.02	<0.05
SW005	22 Nov 2023	0902_SW005_231122	Normal	NSW_0902_PFASOMP_23	<0.01	*0.18*	0.13	0.31	0.34	<0.02	<0.02	<0.02	<0.02	<0.1	<0.02	0.03	<0.02	<0.02	<0.02	<0.02	<0.02	<0.02	<0.05	<0.05	<0.05	<0.05	<0.05	<0.02	<0.05	<0.02	<0.05	<0.05	<0.02	<0.05

Table T9 - Historical Surface Water Analytical Results

					PFAS					PFAS - Perfluoroalkyl Sulfonic Acids				PFAS - Perfluoroalkyl Carboxylic Acids										PFAS - (n:2) Fluorotelomer Sulfonic Acids				PFAS - Perfluoroalkyl Sulfonamides						
					Perfluorooctanoic acid (PFOA)	Perfluorooctane sulfonic acid (PFOS)	Perfluorohexane sulfonic acid (PFHxS)	Sum of PFHxS and PFOS	Sum of PFAS	Perfluorobutane sulfonic acid (PFBS)	Perfluoropentane sulfonic acid (PFPeS)	Perfluoroheptane sulfonic acid (PFHpS)	Perfluorodecane sulfonic acid (PFDS)	Perfluorobutanoic acid (PFBA)	Perfluoropentanoic acid (PFPeA)	Perfluorohexanoic acid (PFHxA)	Perfluoroheptanoic acid (PFHpA)	Perfluorononanoic acid (PFNA)	Perfluorodecanoic acid (PFDA)	PerfluorounDecanoic acid (PFUnDA)	Perfluorododecanoic acid (PFDoDA)	Perfluorotridecanoic acid (PFTrDA)	Perfluorotetradecanoic acid (PFTeDA)	4:2 Fluorotelomer sulfonic acid (4:2 FTS)	6:2 Fluorotelomer sulfonic acid (6:2 FTS)	8:2 Fluorotelomer sulfonic acid (8:2 FTS)	10:2 Fluorotelomer sulfonic acid (10:2 FTS)	Perfluorooctane sulfonamide (FOSA)	N-Methyl perfluorooctane sulfonamide (MeFOSA)	N-Methyl perfluorooctane sulfonamidoacetic acid (MeFOSAA)	N-methyl perfluorooctane sulfonamidoethanol (MeFOSE)	N-Ethyl perfluorooctane sulfonamide (EtFOSA)	N-Ethyl perfluorooctane sulfonamidoacetic acid (EtFOSAA)	N-Ethyl perfluorooctane sulfonamidoethanol (EtFOSE)
					µg/L	µg/L	µg/L	µg/L	µg/L	µg/L	µg/L	µg/L	µg/L	µg/L	µg/L	µg/L	µg/L	µg/L	µg/L	µg/L	µg/L	µg/L	µg/L	µg/L	µg/L	µg/L	µg/L	µg/L	µg/L	µg/L	µg/L	µg/L	µg/L	µg/L
LOR					0.01	0.01	0.01	0.01	0.01	0.01	0.01	0.01	0.01	0.02	0.02	0.01	0.01	0.01	0.01	0.01	0.02	0.02	0.01	0.01	0.01	0.01	0.01	0.02	0.01	0.05	0.02	0.01	0.05
PFAS NEMP 2020 Recreational Water					**10**			**2**																									
PFAS NEMP 2020 Freshwater 99%					*19*	*0.00023*																											
Location Code	**Date**	**Field ID**	**Sample Type**	**Project ID**																													
SW005	13 Jun 2024	0902_SW005_240613	Normal	NSW_0902_PFASOMP_24	<0.01	*0.04*	0.03	0.07	0.07	<0.02	<0.02	<0.02	<0.02	<0.1	<0.02	<0.02	<0.02	<0.02	<0.02	<0.02	<0.02	<0.05	<0.05	<0.05	<0.05	<0.05	<0.02	<0.05	<0.02	<0.05	<0.05	<0.02	<0.05
SW007	04 Jul 2017	0902_SW007_040717	Normal	NSW_0902_PFAS	0.01	*0.12*	0.11	0.23	0.29	<0.02	0.02	<0.02	<0.02	<0.1	<0.02	0.03	<0.02	<0.02	<0.02	<0.02	<0.02	<0.05	<0.05	<0.05	<0.05	<0.05	<0.02	<0.05	<0.02	<0.05	<0.05	<0.02	<0.05
SW007	15 Jan 2018	0902_SW007_180115	Normal	NSW_0902_PFAS	<0.01	*0.10*	0.08	0.18	0.18	<0.02	<0.02	<0.02	<0.02	<0.1	<0.02	<0.02	<0.02	<0.02	<0.02	<0.02	<0.02	<0.05	<0.05	<0.05	<0.05	<0.05	<0.02	<0.05	<0.02	<0.05	<0.05	<0.02	<0.05
SW007	08 Nov 2019	0902_SW007_191108	Normal	NSW_0902_PFASOMP	<0.01	*0.12*	0.14	0.26	0.32	0.02	<0.02	<0.02	<0.02	<0.1	<0.02	0.04	<0.02	<0.02	<0.02	<0.02	<0.02	<0.05	<0.05	<0.05	<0.05	<0.05	<0.02	<0.05	<0.02	<0.05	<0.05	<0.02	<0.05
SW007	14 May 2020	0902_SW007_200514	Normal	NSW_0902_PFASOMP	<0.01	*0.05*	0.09	0.14	0.18	0.02	<0.02	<0.02	<0.02	<0.1	<0.02	0.02	<0.02	<0.02	<0.02	<0.02	<0.02	<0.05	<0.05	<0.05	<0.05	<0.05	<0.02	<0.05	<0.02	<0.05	<0.05	<0.02	<0.05
SW007	14 May 2020	0902_QC206_200514	Interlab_D	NSW_0902_PFASOMP	<0.01	*0.038*	0.064	0.102	0.102	0.017	0.012	<0.01	<0.01	<0.05	<0.02	0.014	<0.01	<0.01	<0.01	<0.01	<0.02	<0.02	<0.01	<0.01	<0.01	<0.01	<0.01	<0.02	<0.01	<0.05	<0.02	<0.01	<0.05
SW007	12 Nov 2020	0902_SW007_201112	Normal	NSW_0902_PFASOMP	<0.01	*0.10*	0.06	0.16	0.16	<0.02	<0.02	<0.02	<0.02	<0.1	<0.02	<0.02	<0.02	<0.02	<0.02	<0.02	<0.02	<0.05	<0.05	<0.05	<0.05	<0.05	<0.02	<0.05	<0.02	<0.05	<0.05	<0.02	<0.05
SW007	12 Nov 2020	0902_QC204_201112	Interlab_D	NSW_0902_PFASOMP	<0.01	*0.062*	0.042	0.104	0.104	<0.01	<0.01	<0.01	<0.01	<0.05	<0.02	<0.01	<0.01	<0.01	<0.01	<0.01	<0.02	<0.02	<0.01	<0.01	<0.01	<0.01	<0.01	<0.02	<0.01	<0.05	<0.02	<0.01	<0.05
SW007	06 May 2021	0902_SW007_210506	Normal	NSW_0902_PFASOMP	<0.01	*0.05*	0.07	0.12	0.16	0.02	<0.02	<0.02	<0.02	<0.1	<0.02	0.02	<0.02	<0.02	<0.02	<0.02	<0.02	<0.05	<0.05	<0.05	<0.05	<0.05	<0.02	<0.05	<0.02	<0.05	<0.05	<0.02	<0.05
SW007	29 Nov 2021	0902_SW007_211129	Normal	NSW_0902_PFASOMP	<0.01	*0.07*	0.08	0.15	0.18	<0.02	<0.02	<0.02	<0.02	<0.1	<0.02	0.03	<0.02	<0.02	<0.02	<0.02	<0.02	<0.05	<0.05	<0.05	<0.05	<0.05	<0.02	<0.05	<0.02	<0.05	<0.05	<0.02	<0.05
SW007	26 May 2022	0902_SW007_220526	Normal	NSW_0902_PFASOMP	<0.01	*0.10*	0.22	0.32	0.43	0.03	0.02	<0.02	<0.02	<0.1	<0.02	0.06	<0.02	<0.02	<0.02	<0.02	<0.02	<0.05	<0.05	<0.05	<0.05	<0.05	<0.02	<0.05	<0.02	<0.05	<0.05	<0.02	<0.05
SW007	26 May 2022	0902_QC105_220526	Field_D	NSW_0902_PFASOMP	0.01	*0.09*	0.22	0.31	0.43	0.03	0.03	<0.02	<0.02	<0.1	<0.02	0.05	<0.02	<0.02	<0.02	<0.02	<0.02	<0.05	<0.05	<0.05	<0.05	<0.05	<0.02	<0.05	<0.02	<0.05	<0.05	<0.02	<0.05
SW007	11 Nov 2022	0902_SW007_221111	Normal	NSW_0902_PFASOMP	<0.01	*0.14*	0.15	0.29	0.29	<0.02	<0.02	<0.02	<0.02	<0.1	<0.02	<0.02	<0.02	<0.02	<0.02	<0.02	<0.02	<0.05	<0.05	<0.05	<0.05	<0.05	<0.02	<0.05	<0.02	<0.05	<0.05	<0.02	<0.05
SW007	11 May 2023	0902_SW007_230511	Normal	NSW_0902_PFASOMP_23	<0.01	*0.06*	0.10	0.16	0.19	<0.02	<0.02	<0.02	<0.02	<0.1	<0.02	0.03	<0.02	<0.02	<0.02	<0.02	<0.02	<0.05	<0.05	<0.05	<0.05	<0.05	<0.02	<0.05	<0.02	<0.05	<0.05	<0.02	<0.05
SW007	22 Nov 2023	0902_SW007_231122	Normal	NSW_0902_PFASOMP_23	<0.01	*0.04*	0.02	0.06	0.06	<0.02	<0.02	<0.02	<0.02	<0.1	<0.02	<0.02	<0.02	<0.02	<0.02	<0.02	<0.02	<0.05	<0.05	<0.05	<0.05	<0.05	<0.02	<0.05	<0.02	<0.05	<0.05	<0.02	<0.05
SW007	13 Jun 2024	0902_SW007_240613	Normal	NSW_0902_PFASOMP_24	<0.01	*0.03*	0.02	0.05	0.05	<0.02	<0.02	<0.02	<0.02	<0.1	<0.02	<0.02	<0.02	<0.02	<0.02	<0.02	<0.02	<0.05	<0.05	<0.05	<0.05	<0.05	<0.02	<0.05	<0.02	<0.05	<0.05	<0.02	<0.05
SW008	03 Jul 2017	0902_SW008_030717	Normal	NSW_0902_PFAS	0.02	*0.24*	0.13	0.37	0.44	0.02	<0.02	<0.02	<0.02	<0.1	<0.02	0.03	<0.02	<0.02	<0.02	<0.02	<0.02	<0.05	<0.05	<0.05	<0.05	<0.05	<0.02	<0.05	<0.02	<0.05	<0.05	<0.02	<0.05
SW008	15 Jan 2018	0902_SW008_180115	Normal	NSW_0902_PFAS	0.02	*0.34*	0.07	0.41	0.46	<0.02	<0.02	<0.02	<0.02	<0.1	<0.02	0.03	<0.02	<0.02	<0.02	<0.02	<0.02	<0.05	<0.05	<0.05	<0.05	<0.05	<0.02	<0.05	<0.02	<0.05	<0.05	<0.02	<0.05
SW008	27 Feb 2018	0902_SW008_270218	Normal	NSW_0902_PFAS	0.01	*0.67*	0.10	0.77	0.82	0.02	<0.02	<0.02	<0.02	<0.1	<0.02	0.02	<0.02	<0.02	<0.02	<0.02	<0.02	<0.05	<0.05	<0.05	<0.05	<0.05	<0.02	<0.05	<0.02	<0.05	<0.05	<0.02	<0.05
SW008	08 Nov 2019	0902_SW008_191108	Normal	NSW_0902_PFASOMP	0.05	*1.01*	0.35	1.36	1.84	0.04	0.04	0.03	<0.02	<0.1	0.06	0.14	0.02	<0.02	<0.02	<0.02	<0.02	<0.05	<0.05	0.10	<0.05	<0.05	<0.02	<0.05	<0.02	<0.05	<0.05	<0.02	<0.05
SW008	13 May 2020	0902_SW008_200513	Normal	NSW_0902_PFASOMP	0.013	*0.072*	0.1	0.172	0.185	0.022	0.017	<0.01	<0.01	<0.05	<0.02	0.015	<0.01	<0.01	<0.01	<0.01	<0.02	<0.02	<0.01	<0.01	<0.01	<0.01	<0.01	<0.02	<0.01	<0.05	<0.02	<0.01	<0.05
SW008	13 May 2020	0902_QC208_200513	Interlab_D	NSW_0902_PFASOMP	0.01	*0.12*	0.14	0.26	0.35	0.06	0.02	<0.02	<0.02	<0.1	<0.02	<0.02	<0.02	<0.02	<0.02	<0.02	<0.02	<0.05	<0.05	<0.05	<0.05	<0.05	<0.02	<0.05	<0.02	<0.05	<0.05	<0.02	<0.05
SW008	12 Nov 2020	0902_SW008_201112	Normal	NSW_0902_PFASOMP	0.02	*0.20*	0.08	0.28	0.30	<0.02	<0.02	<0.02	<0.02	<0.1	<0.02	<0.02	<0.02	<0.02	<0.02	<0.02	<0.02	<0.05	<0.05	<0.05	<0.05	<0.05	<0.02	<0.05	<0.02	<0.05	<0.05	<0.02	<0.05
SW008	06 May 2021	0902_SW008_210506	Normal	NSW_0902_PFASOMP	0.02	*0.19*	0.35	0.54	0.75	0.07	0.06	<0.02	<0.02	<0.1	<0.02	0.06	<0.02	<0.02	<0.02	<0.02	<0.02	<0.05	<0.05	<0.05	<0.05	<0.05	<0.02	<0.05	<0.02	<0.05	<0.05	<0.02	<0.05
SW008	29 Nov 2021	0902_SW008_211129	Normal	NSW_0902_PFASOMP	<0.01	*0.08*	0.05	0.13	0.13	<0.02	<0.02	<0.02	<0.02	<0.1	<0.02	<0.02	<0.02	<0.02	<0.02	<0.02	<0.02	<0.05	<0.05	<0.05	<0.05	<0.05	<0.02	<0.05	<0.02	<0.05	<0.05	<0.02	<0.05
SW008	29 Nov 2021	0902_QC113_211129	Field_D	NSW_0902_PFASOMP	<0.01	*0.11*	0.05	0.16	0.18	<0.02	<0.02	<0.02	<0.02	<0.1	<0.02	0.02	<0.02	<0.02	<0.02	<0.02	<0.02	<0.05	<0.05	<0.05	<0.05	<0.05	<0.02	<0.05	<0.02	<0.05	<0.05	<0.02	<0.05
SW008	26 May 2022	0902_SW008_220526	Normal	NSW_0902_PFASOMP	<0.01	*0.09*	0.24	0.33	0.41	0.04	0.04	<0.02	<0.02	<0.1	<0.02	<0.02	<0.02	<0.02	<0.02	<0.02	<0.02	<0.05	<0.05	<0.05	<0.05	<0.05	<0.02	<0.05	<0.02	<0.05	<0.05	<0.02	<0.05
SW008	11 Nov 2022	0902_SW008_221111	Normal	NSW_0902_PFASOMP	0.01	*0.20*	0.16	0.36	0.44	0.02	0.02	<0.02	<0.02	<0.1	<0.02	0.03	<0.02	<0.02	<0.02	<0.02	<0.02	<0.05	<0.05	<0.05	<0.05	<0.05	<0.02	<0.05	<0.02	<0.05	<0.05	<0.02	<0.05
SW008	11 Nov 2022	0902_QC113_221111	Field_D	NSW_0902_PFASOMP	0.02	*0.23*	0.16	0.39	0.44	<0.02	<0.02	<0.02	<0.02	<0.1	<0.02	0.03	<0.02	<0.02	<0.02	<0.02	<0.02	<0.05	<0.05	<0.05	<0.05	<0.05	<0.02	<0.05	<0.02	<0.05	<0.05	<0.02	<0.05
SW008	11 May 2023	0902_SW008_230511	Normal	NSW_0902_PFASOMP_23	<0.01	*0.12*	0.04	0.16	0.16	<0.02	<0.02	<0.02	<0.02	<0.1	<0.02	<0.02	<0.02	<0.02	<0.02	<0.02	<0.02	<0.05	<0.05	<0.05	<0.05	<0.05	<0.02	<0.05	<0.02	<0.05	<0.05	<0.02	<0.05
SW008	22 Nov 2023	0902_SW008_231122	Normal	NSW_0902_PFASOMP_23	<0.01	*0.28*	0.09	0.37	0.41	<0.02	<0.02	<0.02	<0.02	<0.1	<0.02	0.04	<0.02	<0.02	<0.02	<0.02	<0.02	<0.05	<0.05	<0.05	<0.05	<0.05	<0.02	<0.05	<0.02	<0.05	<0.05	<0.02	<0.05
SW008	13 Jun 2024	0902_SW008_240613	Normal	NSW_0902_PFASOMP_24	<0.01	*0.03*	0.02	0.05	0.05	<0.02	<0.02	<0.02	<0.02	<0.1	<0.02	<0.02	<0.02	<0.02	<0.02	<0.02	<0.02	<0.05	<0.05	<0.05	<0.05	<0.05	<0.02	<0.05	<0.02	<0.05	<0.05	<0.02	<0.05
SW009	03 Jul 2017	0902_SW009_030717	Normal	NSW_0902_PFAS	0.54	*16.3*	4.98	**21.3**	25.6	0.76	0.76	0.42	<0.02	<0.1	0.22	0.97	0.23	0.03	<0.02	<0.02	<0.02	<0.02	<0.05	<0.05	0.28	0.06	<0.05	<0.02	<0.05	<0.02	<0.05	<0.05	<0.02	<0.05
SW009	15 Jan 2018	0902_SW009_180115	Normal	NSW_0902_PFAS	0.06	*1.37*	0.45	1.82	2.42	0.06	0.05	0.03	<0.02	<0.1	0.06	0.15	0.03	<0.02	<0.02	<0.02	<0.02	<0.02	<0.05	<0.05	0.16	<0.05	<0.05	<0.02	<0.05	<0.02	<0.05	<0.05	<0.02	<0.05
SW009	15 Jan 2018	0902_QC113_180115	Field_D	NSW_0902_PFAS	0.06	*1.38*	0.44	1.82	2.38	0.05	0.05	0.04	<0.02	<0.1	0.05	0.13	0.03	<0.02	<0.02	<0.02	<0.02	<0.02	<0.05	<0.05	0.15	<0.05	<0.05	<0.02	<0.05	<0.02	<0.05	<0.05	<0.02	<0.05
SW009	02 Feb 2018	0902_SW09_050218	Normal	NSW_0902_PFAS	0.06	*1.10*	0.31	1.41	1.83	0.04	0.03	0.02	<0.02	<0.1	<0.02	0.13	0.03	<0.02	<0.02	<0.02	<0.02	<0.02	<0.05	<0.05	0.11	<0.05	<0.05	<0.02	<0.05	<0.02	<0.05	<0.05	<0.02	<0.05
SW009	02 Feb 2018	0902_SW09_050218_a	Normal	NSW_0902_PFAS	0.13	*2.91*	0.67	**3.58**	4.68	0.07	0.06	0.05	<0.02	<0.1	0.08	0.26	0.07	0.04	0.04	<0.02	<0.02	<0.02	<0.05	<0.05	0.23	0.07	<0.05	<0.02	<0.05	<0.02	<0.05	<0.05	<0.02	<0.05
SW009	27 Feb 2018	0902_SW009_270218	Normal	NSW_0902_PFAS	0.05	*2.91*	0.49	**3.40**	3.85	0.07	0.05	0.05	<0.02	<0.1	0.03	0.11	0.03	<0.02	<0.02	<0.02	<0.02	<0.02	<0.05	<0.05	0.06	<0.05	<0.05	<0.02	<0.05	<0.02	<0.05	<0.05	<0.02	<0.05
SW009	04 Nov 2019	0902_SW009_191104	Normal	NSW_0902_PFASOMP	0.05	*1.06*	0.35	1.41	1.91	0.04	0.05	0.03	<0.02	<0.1	0.06	0.13	0.02	<0.02	<0.02	<0.02	<0.02	<0.02	<0.05	<0.05	0.12	<0.05	<0.05	<0.02	<0.05	<0.02	<0.05	<0.05	<0.02	<0.05
SW009	14 May 2020	0902_SW009_200514	Normal	NSW_0902_PFASOMP	0.02	*0.53*	0.25	0.78	0.98	0.04	0.02	<0.02	0.02	<0.1	0.03	0.07	<0.02	<0.02	<0.02	<0.02	<0.02	<0.02	<0.05	<0.05	<0.05	<0.05	<0.05	<0.02	<0.05	<0.02	<0.05	<0.05	<0.02	<0.05
SW009	14 May 2020	0902_QC109_200514	Field_D	NSW_0902_PFASOMP	0.04	*0.81*	0.43	1.24	1.62	0.06	0.04	0.03	0.04	<0.1	0.04	0.11	0.02	<0.02	<0.02	<0.02	<0.02	<0.02	<0.05	<0.05	<0.05	<0.05	<0.05	<0.02	<0.05	<0.02	<0.05	<0.05	<0.02	<0.05

Table T9 - Historical Surface Water Analytical Results

					PFAS					PFAS - Perfluoroalkyl Sulfonic Acids				PFAS - Perfluoroalkyl Carboxylic Acids										PFAS - (n:2) Fluorotelomer Sulfonic Acids				PFAS - Perfluoroalkyl Sulfonamides						
					Perfluorooctanoic acid (PFOA)	Perfluorooctane sulfonic acid (PFOS)	Perfluorohexane sulfonic acid (PFHxS)	Sum of PFHxS and PFOS	Sum of PFAS	Perfluorobutane sulfonic acid (PFBS)	Perfluoropentane sulfonic acid (PFPeS)	Perfluoroheptane sulfonic acid (PFHpS)	Perfluorodecane sulfonic acid (PFDS)	Perfluorobutanoic acid (PFBA)	Perfluoropentanoic acid (PFPeA)	Perfluorohexanoic acid (PFHxA)	Perfluoroheptanoic acid (PFHpA)	Perfluorononanoic acid (PFNA)	Perfluorodecanoic acid (PFDA)	PerfluorounDecanoic acid (PFUnDA)	Perfluorododecanoic acid (PFDoDA)	Perfluorotridecanoic acid (PFTrDA)	Perfluorotetradecanoic acid (PFTeDA)	4:2 Fluorotelomer sulfonic acid (4:2 FTS)	6:2 Fluorotelomer sulfonic acid (6:2 FTS)	8:2 Fluorotelomer sulfonic acid (8:2 FTS)	10:2 Fluorotelomer sulfonic acid (10:2 FTS)	Perfluorooctane sulfonamide (FOSA)	N-Methyl perfluorooctane sulfonamide (MeFOSA)	N-Methyl perfluorooctane sulfonamidoacetic acid (MeFOSAA)	N-methyl perfluorooctane sulfonamidoethanol (MeFOSE)	N-Ethyl perfluorooctane sulfonamide (EtFOSA)	N-Ethyl perfluorooctane sulfonamidoacetic acid (EtFOSAA)	N-Ethyl perfluorooctane sulfonamidoethanol (EtFOSE)
					µg/L	µg/L	µg/L	µg/L	µg/L	µg/L	µg/L	µg/L	µg/L	µg/L	µg/L	µg/L	µg/L	µg/L	µg/L	µg/L	µg/L	µg/L	µg/L	µg/L	µg/L	µg/L	µg/L	µg/L	µg/L	µg/L	µg/L	µg/L	µg/L	µg/L
LOR					0.01	0.01	0.01	0.01	0.01	0.01	0.01	0.01	0.01	0.02	0.02	0.01	0.01	0.01	0.01	0.01	0.01	0.02	0.02	0.01	0.01	0.01	0.01	0.01	0.02	0.01	0.05	0.02	0.01	0.05
PFAS NEMP 2020 Recreational Water					**10**			**2**																										
PFAS NEMP 2020 Freshwater 99%					*19*	*0.00023*																												
Location Code	**Date**	**Field ID**	**Sample Type**	**Project ID**																														
SW009	11 Jun 2020	0902_SW009_200611	Normal	NSW_0902_PFASMGMT	0.12	2.46	1.12	**3.58**	5.29	0.14	0.21	0.08	<0.02	<0.1	0.12	0.46	0.07	<0.02	<0.02	<0.02	<0.02	<0.02	<0.05	<0.05	0.51	<0.05	<0.05	<0.02	<0.05	<0.02	<0.05	<0.05	<0.02	<0.05
SW009	11 Jun 2020	0902_QC101_200611	Field_D	NSW_0902_PFASMGMT	0.13	2.54	1.20	**3.74**	5.56	0.13	0.22	0.09	<0.02	<0.1	0.13	0.50	0.08	<0.02	<0.02	<0.02	<0.02	<0.02	<0.05	<0.05	0.54	<0.05	<0.05	<0.02	<0.05	<0.02	<0.05	<0.05	<0.02	<0.05
SW009	14 Jul 2020	0902_SW009_2007140650	Normal	NSW_0902_PFASMGMT	0.08	1.99	0.61	**2.60**	3.33	0.07	0.07	0.04	<0.02	<0.1	0.08	0.19	0.03	<0.02	<0.02	<0.02	<0.02	<0.02	<0.05	<0.05	0.17	<0.05	<0.05	<0.02	<0.05	<0.02	<0.05	<0.05	<0.02	<0.05
SW009	14 Jul 2020	0902_SW009_2007140715	Normal	NSW_0902_PFASMGMT	0.08	2.55	0.66	**3.21**	3.95	0.07	0.07	0.05	<0.02	<0.1	0.07	0.18	0.04	<0.02	<0.02	<0.02	<0.02	<0.02	<0.05	<0.05	0.18	<0.05	<0.05	<0.02	<0.05	<0.02	<0.05	<0.05	<0.02	<0.05
SW009	14 Jul 2020	0902_SW009_2007140730	Normal	NSW_0902_PFASMGMT	0.08	2.20	0.67	**2.87**	3.59	0.07	0.08	0.05	<0.02	<0.1	0.07	0.18	0.03	<0.02	<0.02	<0.02	<0.02	<0.02	<0.05	<0.05	0.16	<0.05	<0.05	<0.02	<0.05	<0.02	<0.05	<0.05	<0.02	<0.05
SW009	14 Jul 2020	0902_SW009_2007140745	Normal	NSW_0902_PFASMGMT	0.07	2.43	0.60	**3.03**	3.66	0.06	0.07	0.04	0.02	<0.1	0.06	0.16	0.03	<0.02	<0.02	<0.02	<0.02	<0.02	<0.05	<0.05	0.12	<0.05	<0.05	<0.02	<0.05	<0.02	<0.05	<0.05	<0.02	<0.05
SW009	14 Jul 2020	0902_SW009_2007140800	Normal	NSW_0902_PFASMGMT	0.03	0.96	0.29	1.25	1.45	0.04	0.03	<0.02	<0.02	<0.1	0.03	0.07	<0.02	<0.02	<0.02	<0.02	<0.02	<0.02	<0.05	<0.05	<0.05	<0.05	<0.05	<0.02	<0.05	<0.02	<0.05	<0.05	<0.02	<0.05
SW009	14 Jul 2020	0902_SW009_2007140815	Normal	NSW_0902_PFASMGMT	0.03	0.74	0.25	0.99	1.16	0.04	0.02	<0.02	<0.02	<0.1	0.02	0.06	<0.02	<0.02	<0.02	<0.02	<0.02	<0.02	<0.05	<0.05	<0.05	<0.05	<0.05	<0.02	<0.05	<0.02	<0.05	<0.05	<0.02	<0.05
SW009	14 Jul 2020	0902_SW009_2007140845	Normal	NSW_0902_PFASMGMT	0.03	0.73	0.26	0.99	1.18	0.04	0.02	<0.02	<0.02	<0.1	0.03	0.07	<0.02	<0.02	<0.02	<0.02	<0.02	<0.02	<0.05	<0.05	<0.05	<0.05	<0.05	<0.02	<0.05	<0.02	<0.05	<0.05	<0.02	<0.05
SW009	14 Jul 2020	0902_SW009_2007140915	Normal	NSW_0902_PFASMGMT	0.02	0.69	0.34	1.03	1.33	0.07	0.05	<0.02	<0.02	<0.1	0.04	0.12	<0.02	<0.02	<0.02	<0.02	<0.02	<0.02	<0.05	<0.05	<0.05	<0.05	<0.05	<0.02	<0.05	<0.02	<0.05	<0.05	<0.02	<0.05
SW009	14 Jul 2020	0902_SW009_2007140945	Normal	NSW_0902_PFASMGMT	0.02	0.67	0.34	1.01	1.32	0.07	0.05	<0.02	<0.02	<0.1	0.04	0.13	<0.02	<0.02	<0.02	<0.02	<0.02	<0.02	<0.05	<0.05	<0.05	<0.05	<0.05	<0.02	<0.05	<0.02	<0.05	<0.05	<0.02	<0.05
SW009	14 Jul 2020	0902_SW009_2007141045	Normal	NSW_0902_PFASMGMT	0.03	1.14	0.44	1.58	2.06	0.06	0.06	0.03	<0.02	<0.1	0.05	0.15	<0.02	<0.02	<0.02	<0.02	<0.02	<0.02	<0.05	<0.05	0.10	<0.05	<0.05	<0.02	<0.05	<0.02	<0.05	<0.05	<0.02	<0.05
SW009	14 Jul 2020	0902_SW009_2007141145	Normal	NSW_0902_PFASMGMT	0.04	1.54	0.45	1.99	2.51	0.06	0.05	0.03	<0.02	<0.1	0.05	0.15	0.02	<0.02	<0.02	<0.02	<0.02	<0.02	<0.05	<0.05	0.12	<0.05	<0.05	<0.02	<0.05	<0.02	<0.05	<0.05	<0.02	<0.05
SW009	14 Jul 2020	0902_QC204_200714	Interlab_D	NSW_0902_PFASMGMT	0.07	2.3	0.79	**3.1**	4.0	0.07	0.08	0.05	<0.02	0.08	0.08	0.19	0.04	0.01	<0.02	<0.02	<0.05	<0.1	<0.5	<0.01	0.23	<0.02	<0.02	<0.1	<0.05	<0.02	<0.05	<0.1	<0.02	<0.5
SW009	14 Jul 2020	0902_QC205_200714	Interlab_D	NSW_0902_PFASMGMT	0.03	0.95	0.31	1.3	1.5	0.03	0.03	0.02	<0.02	0.03	0.03	0.07	0.02	<0.01	<0.02	<0.02	<0.05	<0.1	<0.5	<0.01	0.04	<0.02	<0.02	<0.1	<0.05	<0.02	<0.05	<0.1	<0.02	<0.5
SW009	07 Aug 2020	0902_SW009_2008071245	Normal	NSW_0902_PFASMGMT	0.27	4.74	2.53	**7.27**	9.58	0.32	0.34	0.15	<0.02	0.1	0.21	0.73	0.11	<0.02	<0.02	<0.02	<0.02	<0.02	<0.05	<0.05	0.08	<0.05	<0.05	<0.02	<0.05	<0.02	<0.05	<0.05	<0.02	<0.05
SW009	07 Aug 2020	0902_SW009_2008071300	Normal	NSW_0902_PFASMGMT	0.26	5.28	2.40	**7.68**	9.94	0.33	0.31	0.14	<0.02	0.1	0.21	0.72	0.11	<0.02	<0.02	<0.02	<0.02	<0.02	<0.05	<0.05	0.08	<0.05	<0.05	<0.02	<0.05	<0.02	<0.05	<0.05	<0.02	<0.05
SW009	07 Aug 2020	0902_SW009_2008071315	Normal	NSW_0902_PFASMGMT	0.26	5.73	2.48	**8.21**	10.5	0.34	0.33	0.15	<0.02	0.1	0.20	0.74	0.11	<0.02	<0.02	<0.02	<0.02	<0.02	<0.05	<0.05	0.08	<0.05	<0.05	<0.02	<0.05	<0.02	<0.05	<0.05	<0.02	<0.05
SW009	07 Aug 2020	0902_SW009_2008071330	Normal	NSW_0902_PFASMGMT	0.28	4.70	2.65	**7.35**	9.78	0.34	0.35	0.15	<0.02	0.1	0.21	0.78	0.12	<0.02	<0.02	<0.02	<0.02	<0.02	<0.05	<0.05	0.10	<0.05	<0.05	<0.02	<0.05	<0.02	<0.05	<0.05	<0.02	<0.05
SW009	07 Aug 2020	0902_SW009_2008071345	Normal	NSW_0902_PFASMGMT	0.29	5.76	2.60	**8.36**	10.8	0.36	0.35	0.15	<0.02	0.1	0.23	0.79	0.12	<0.02	<0.02	<0.02	<0.02	<0.02	<0.05	<0.05	0.09	<0.05	<0.05	<0.02	<0.05	<0.02	<0.05	<0.05	<0.02	<0.05
SW009	07 Aug 2020	0902_SW009_2008071415	Normal	NSW_0902_PFASMGMT	0.28	7.92	2.53	**10.4**	12.8	0.33	0.34	0.15	<0.02	0.1	0.21	0.77	0.11	<0.02	<0.02	<0.02	<0.02	<0.02	<0.05	<0.05	0.09	<0.05	<0.05	<0.02	<0.05	<0.02	<0.05	<0.05	<0.02	<0.05
SW009	07 Aug 2020	0902_SW009_2008071445	Normal	NSW_0902_PFASMGMT	0.20	4.99	1.82	**6.81**	8.42	0.23	0.23	0.11	<0.02	<0.1	0.15	0.54	0.08	<0.02	<0.02	<0.02	<0.02	<0.02	<0.05	<0.05	0.07	<0.05	<0.05	<0.02	<0.05	<0.02	<0.05	<0.05	<0.02	<0.05
SW009	07 Aug 2020	0902_SW009_2008071515	Normal	NSW_0902_PFASMGMT	0.15	4.64	1.30	**5.94**	7.06	0.17	0.16	0.08	0.02	<0.1	0.10	0.38	0.06	<0.02	<0.02	<0.02	<0.02	<0.02	<0.05	<0.05	<0.05	<0.05	<0.05	<0.02	<0.05	<0.02	<0.05	<0.05	<0.02	<0.05
SW009	07 Aug 2020	0902_SW009_2008071615	Normal	NSW_0902_PFASMGMT	0.15	4.92	1.34	**6.26**	7.43	0.18	0.17	0.08	0.03	<0.1	0.11	0.39	0.06	<0.02	<0.02	<0.02	<0.02	<0.02	<0.05	<0.05	<0.05	<0.05	<0.05	<0.02	<0.05	<0.02	<0.05	<0.05	<0.02	<0.05
SW009	07 Aug 2020	0902_SW009_2008071715	Normal	NSW_0902_PFASMGMT	0.20	5.37	1.95	**7.32**	9.06	0.26	0.23	0.12	0.03	<0.1	0.16	0.57	0.09	<0.02	<0.02	<0.02	<0.02	<0.02	<0.05	<0.05	0.08	<0.05	<0.05	<0.02	<0.05	<0.02	<0.05	<0.05	<0.02	<0.05
SW009	07 Aug 2020	0902_QC206_200807	Interlab_D	NSW_0902_PFASMGMT	0.25	4.9	2.6	**7.6**	9.8	0.30	0.29	0.17	<0.02	0.1	0.2	0.72	0.11	0.01	<0.02	<0.02	<0.05	<0.1	<0.5	<0.01	0.11	<0.02	<0.02	<0.1	<0.05	<0.02	<0.05	<0.1	<0.02	<0.5
SW009	07 Aug 2020	0902_QC207_200807	Interlab_D	NSW_0902_PFASMGMT	0.25	5.0	2.4	**7.4**	9.6	0.31	0.27	0.15	<0.02	0.1	0.2	0.68	0.11	<0.01	<0.02	<0.02	<0.05	<0.1	<0.5	<0.01	0.10	<0.02	<0.02	<0.1	<0.05	<0.02	<0.05	<0.1	<0.02	<0.5
SW009	08 Sep 2020	0902_SW009_200908	Normal	NSW_0902_PFASMGMT	0.19	5.21	1.47	**6.68**	8.09	0.18	0.18	0.17	<0.02	<0.1	0.12	0.39	0.06	<0.02	<0.02	<0.02	<0.02	<0.02	<0.05	<0.05	0.12	<0.05	<0.05	<0.02	<0.05	<0.02	<0.05	<0.05	<0.02	<0.05
SW009	08 Sep 2020	0902_QC108_200908	Field_D	NSW_0902_PFASMGMT	0.18	5.20	1.49	**6.69**	8.04	0.16	0.19	0.14	<0.02	<0.1	0.11	0.39	0.07	<0.02	<0.02	<0.02	<0.02	<0.02	<0.05	<0.05	0.11	<0.05	<0.05	<0.02	<0.05	<0.02	<0.05	<0.05	<0.02	<0.05
SW009	28 Oct 2020	0902_SW009_2010281650	Normal	NSW_0902_PFASMGMT	0.05	2.98	0.53	**3.51**	4.08	0.07	0.06	0.04	<0.02	<0.1	0.06	0.16	0.02	<0.02	<0.02	<0.02	<0.02	<0.02	<0.05	<0.05	0.11	<0.05	<0.05	<0.02	<0.05	<0.02	<0.05	<0.05	<0.02	<0.05
SW009	12 Nov 2020	0902_SW009_201112	Normal	NSW_0902_PFASOMP	0.14	3.57	1.47	**5.04**	6.40	0.19	0.19	0.10	<0.02	<0.1	0.13	0.41	0.07	<0.02	<0.02	<0.02	<0.02	<0.02	<0.05	<0.05	0.13	<0.05	<0.05	<0.02	<0.05	<0.02	<0.05	<0.05	<0.02	<0.05
SW009	29 Jan 2021	0902_SW009_2101290845	Normal	NSW_0902_PFASMGMT	0.15	3.67	1.29	**4.96**	6.27	0.13	0.11	0.11	<0.02	0.1	0.10	0.39	0.06	<0.02	<0.02	<0.02	<0.02	<0.02	<0.05	<0.05	0.16	<0.05	<0.05	<0.02	<0.05	<0.02	<0.05	<0.05	<0.02	<0.05
SW009	29 Jan 2021	0902_SW009_2101290915	Normal	NSW_0902_PFASMGMT	0.15	3.61	1.30	**4.91**	6.28	0.14	0.11	0.11	<0.02	0.1	0.12	0.41	0.06	<0.02	<0.02	<0.02	<0.02	<0.02	<0.05	<0.05	0.17	<0.05	<0.05	<0.02	<0.05	<0.02	<0.05	<0.05	<0.02	<0.05
SW009	29 Jan 2021	0902_SW009_2101291000	Normal	NSW_0902_PFASMGMT	0.14	3.44	1.28	**4.72**	6.07	0.14	0.11	0.11	<0.02	0.1	0.12	0.41	0.06	<0.02	<0.02	<0.02	<0.02	<0.02	<0.05	<0.05	0.16	<0.05	<0.05	<0.02	<0.05	<0.02	<0.05	<0.05	<0.02	<0.05
SW009	29 Jan 2021	0902_SW009_2101291045	Normal	NSW_0902_PFASMGMT	0.14	3.49	1.22	**4.71**	6.01	0.13	0.10	0.11	<0.02	0.1	0.11	0.39	0.06	<0.02	<0.02	<0.02	<0.02	<0.02	<0.05	<0.05	0.16	<0.05	<0.05	<0.02	<0.05	<0.02	<0.05	<0.05	<0.02	<0.05
SW009	29 Jan 2021	0902_SW009_2101291130	Normal	NSW_0902_PFASMGMT	0.15	4.17	1.27	**5.44**	6.67	0.13	0.11	0.10	<0.02	<0.1	0.12	0.39	0.06	<0.02	<0.02	<0.02	<0.02	<0.02	<0.05	<0.05	0.17	<0.05	<0.05	<0.02	<0.05	<0.02	<0.05	<0.05	<0.02	<0.05
SW009	29 Jan 2021	0902_SW009_2101291215	Normal	NSW_0902_PFASMGMT	0.14	3.70	1.22	**4.92**	6.08	0.13	0.10	0.07	<0.02	<0.1	0.11	0.38	0.06	<0.02	<0.02	<0.02	<0.02	<0.02	<0.05	<0.05	0.17	<0.05	<0.05	<0.02	<0.05	<0.02	<0.05	<0.05	<0.02	<0.05
SW009	29 Jan 2021	0902_SW009_2101291300	Normal	NSW_0902_PFASMGMT	0.11	3.31	1.14	**4.45**	5.55	0.12	0.10	0.10	<0.02	<0.1	0.10	0.36	0.05	<0.02	<0.02	<0.02	<0.02	<0.02	<0.05	<0.05	0.16	<0.05	<0.05	<0.02	<0.05	<0.02	<0.05	<0.05	<0.02	<0.05
SW009	29 Jan 2021	0902_SW009_2101291345	Normal	NSW_0902_PFASMGMT	0.11	3.44	1.01	**4.45**	5.41	0.11	0.11	0.08	<0.02	<0.1	0.10	0.28	0.03	<0.02	<0.02	<0.02	<0.02	<0.02	<0.05	<0.05	0.14	<0.05	<0.05	<0.02	<0.05	<0.02	<0.05	<0.05	<0.02	<0.05
SW009	29 Jan 2021	0902_SW009_2101291430	Normal	NSW_0902_PFASMGMT	0.07	2.60	0.73	**3.33**	3.98	0.09	0.08	0.06	<0.02	<0.1	0.06	0.18	0.02	<0.02	<0.02	<0.02	<0.02	<0.02	<0.05	<0.05	0.09	<0.05	<0.05	<0.02	<0.05	<0.02	<0.05	<0.05	<0.02	<0.05
SW009	29 Jan 2021	0902_SW009_2101291515	Normal	NSW_0902_PFASMGMT	0.08	3.28	0.83	**4.11**	4.82	0.09	0.09	0.07	<0.02	<0.1	0.07	0.20	0.02	<0.02	<0.02	<0.02	<0.02	<0.02	<0.05	<0.05	0.09	<0.05	<0.05	<0.02	<0.05	<0.02	<0.05	<0.05	<0.02	<0.05

Table T9 - Historical Surface Water Analytical Results

					PFAS					PFAS - Perfluoroalkyl Sulfonic Acids				PFAS - Perfluoroalkyl Carboxylic Acids										PFAS - (n:2) Fluorotelomer Sulfonic Acids				PFAS - Perfluoroalkyl Sulfonamides						
					Perfluorooctanoic acid (PFOA)	Perfluorooctane sulfonic acid (PFOS)	Perfluorohexane sulfonic acid (PFHxS)	Sum of PFHxS and PFOS	Sum of PFAS	Perfluorobutane sulfonic acid (PFBS)	Perfluoropentane sulfonic acid (PFPeS)	Perfluoroheptane sulfonic acid (PFHpS)	Perfluorodecane sulfonic acid (PFDS)	Perfluorobutanoic acid (PFBA)	Perfluoropentanoic acid (PFPeA)	Perfluorohexanoic acid (PFHxA)	Perfluoroheptanoic acid (PFHpA)	Perfluorononanoic acid (PFNA)	Perfluorodecanoic acid (PFDA)	PerfluorounDecanoic acid (PFUnDA)	Perfluorododecanoic acid (PFDoDA)	Perfluorotridecanoic acid (PFTrDA)	Perfluorotetradecanoic acid (PFTeDA)	4:2 Fluorotelomer sulfonic acid (4:2 FTS)	6:2 Fluorotelomer sulfonic acid (6:2 FTS)	8:2 Fluorotelomer sulfonic acid (8:2 FTS)	10:2 Fluorotelomer sulfonic acid (10:2 FTS)	Perfluorooctane sulfonamide (FOSA)	N-Methyl perfluorooctane sulfonamide (MeFOSA)	N-Methyl perfluorooctane sulfonamidoacetic acid (MeFOSAA)	N-methyl perfluorooctane sulfonamidoethanol (MeFOSE)	N-Ethyl perfluorooctane sulfonamide (EtFOSA)	N-Ethyl perfluorooctane sulfonamidoacetic acid (EtFOSAA)	N-Ethyl perfluorooctane sulfonamidoethanol (EtFOSE)
					µg/L	µg/L	µg/L	µg/L	µg/L	µg/L	µg/L	µg/L	µg/L	µg/L	µg/L	µg/L	µg/L	µg/L	µg/L	µg/L	µg/L	µg/L	µg/L	µg/L	µg/L	µg/L	µg/L	µg/L	µg/L	µg/L	µg/L	µg/L	µg/L	µg/L
LOR					0.01	0.01	0.01	0.01	0.01	0.01	0.01	0.01	0.01	0.02	0.02	0.01	0.01	0.01	0.01	0.01	0.02	0.02	0.01	0.01	0.01	0.01	0.01	0.02	0.01	0.05	0.02	0.01	0.05
PFAS NEMP 2020 Recreational Water					**10**			**2**																									
PFAS NEMP 2020 Freshwater 99%					*19*	*0.00023*																											
Location Code	**Date**	**Field ID**	**Sample Type**	**Project ID**																													
SW009	29 Jan 2021	0902_QC111_210129	Field_D	NSW_0902_PFASMGMT	0.15	*3.54*	1.31	**4.85**	6.18	0.14	0.11	0.11	<0.02	0.1	0.09	0.41	0.06	<0.02	<0.02	<0.02	<0.02	<0.02	<0.05	<0.05	0.16	<0.05	<0.05	<0.02	<0.05	<0.02	<0.05	<0.05	<0.02	<0.05
SW009	29 Jan 2021	0902_QC112_210129	Field_D	NSW_0902_PFASMGMT	0.14	*3.58*	1.20	**4.78**	5.96	0.13	0.10	0.10	<0.02	<0.1	0.11	0.38	0.06	<0.02	<0.02	<0.02	<0.02	<0.02	<0.05	<0.05	0.16	<0.05	<0.05	<0.02	<0.05	<0.02	<0.05	<0.05	<0.02	<0.05
SW009	29 Jan 2021	0902_QC210_210129	Interlab_D	NSW_0902_PFASMGMT	0.15	*4.1*	1.4	**5.6**	7.1	0.16	0.16	0.14	<0.02	0.1	0.2	0.36	0.08	<0.01	<0.02	<0.02	<0.05	<0.1	<0.5	<0.01	0.19	0.03	<0.02	<0.1	<0.05	<0.02	<0.05	<0.1	<0.02	<0.5
SW009	29 Jan 2021	0902_QC211_210129	Interlab_D	NSW_0902_PFASMGMT	0.13	*3.7*	1.2	**4.9**	6.2	0.14	0.15	0.12	<0.02	0.1	0.1	0.30	0.06	<0.01	<0.02	<0.02	<0.05	<0.1	<0.5	<0.01	0.17	0.03	<0.02	<0.1	<0.05	<0.02	<0.05	<0.1	<0.02	<0.5
SW009	06 May 2021	0902_SW009_210506	Normal	NSW_0902_PFASOMP	0.14	*3.84*	1.73	**5.57**	6.95	0.27	0.24	0.11	<0.02	<0.1	0.11	0.44	0.07	<0.02	<0.02	<0.02	<0.02	<0.02	<0.05	<0.05	<0.05	<0.05	<0.05	<0.02	<0.05	<0.02	<0.05	<0.05	<0.02	<0.05
SW009	26 Nov 2021	0902_SW009_2111260835	Normal	NSW_0902_PFASMGMT	0.01	*0.38*	0.11	0.49	0.56	0.02	<0.02	<0.02	<0.02	<0.1	<0.02	0.04	<0.02	<0.02	<0.02	<0.02	<0.02	<0.02	<0.05	<0.05	<0.05	<0.05	<0.05	<0.02	<0.05	<0.02	<0.05	<0.05	<0.02	<0.05
SW009	26 Nov 2021	0902_SW009_2111260850	Normal	NSW_0902_PFASMGMT	<0.01	*0.30*	0.08	0.38	0.43	0.02	<0.02	<0.02	<0.02	<0.1	<0.02	0.03	<0.02	<0.02	<0.02	<0.02	<0.02	<0.02	<0.05	<0.05	<0.05	<0.05	<0.05	<0.02	<0.05	<0.02	<0.05	<0.05	<0.02	<0.05
SW009	26 Nov 2021	0902_SW009_2111260905	Normal	NSW_0902_PFASMGMT	0.01	*0.24*	0.06	0.30	0.33	<0.02	<0.02	<0.02	<0.02	<0.1	<0.02	0.02	<0.02	<0.02	<0.02	<0.02	<0.02	<0.02	<0.05	<0.05	<0.05	<0.05	<0.05	<0.02	<0.05	<0.02	<0.05	<0.05	<0.02	<0.05
SW009	26 Nov 2021	0902_SW009_2111260920	Normal	NSW_0902_PFASMGMT	<0.01	*0.29*	0.07	0.36	0.39	<0.02	<0.02	<0.02	<0.02	<0.1	<0.02	0.03	<0.02	<0.02	<0.02	<0.02	<0.02	<0.02	<0.05	<0.05	<0.05	<0.05	<0.05	<0.02	<0.05	<0.02	<0.05	<0.05	<0.02	<0.05
SW009	26 Nov 2021	0902_SW009_2111260950	Normal	NSW_0902_PFASMGMT	0.02	*0.60*	0.12	0.72	0.77	<0.02	<0.02	<0.02	<0.02	<0.1	<0.02	0.03	<0.02	<0.02	<0.02	<0.02	<0.02	<0.02	<0.05	<0.05	<0.05	<0.05	<0.05	<0.02	<0.05	<0.02	<0.05	<0.05	<0.02	<0.05
SW009	26 Nov 2021	0902_SW009_2111261020	Normal	NSW_0902_PFASMGMT	0.02	*0.92*	0.09	1.01	1.06	<0.02	<0.02	<0.02	<0.02	<0.1	<0.02	0.03	<0.02	<0.02	<0.02	<0.02	<0.02	<0.02	<0.05	<0.05	<0.05	<0.05	<0.05	<0.02	<0.05	<0.02	<0.05	<0.05	<0.02	<0.05
SW009	26 Nov 2021	0902_SW009_2111261050	Normal	NSW_0902_PFASMGMT	0.01	*0.39*	0.09	0.48	0.52	<0.02	<0.02	<0.02	<0.02	<0.1	<0.02	0.03	<0.02	<0.02	<0.02	<0.02	<0.02	<0.02	<0.05	<0.05	<0.05	<0.05	<0.05	<0.02	<0.05	<0.02	<0.05	<0.05	<0.02	<0.05
SW009	26 Nov 2021	0902_SW009_2111261120	Normal	NSW_0902_PFASMGMT	0.01	*0.72*	0.08	0.80	0.83	<0.02	<0.02	<0.02	<0.02	<0.1	<0.02	0.02	<0.02	<0.02	<0.02	<0.02	<0.02	<0.02	<0.05	<0.05	<0.05	<0.05	<0.05	<0.02	<0.05	<0.02	<0.05	<0.05	<0.02	<0.05
SW009	26 Nov 2021	0902_SW009_2111261220	Normal	NSW_0902_PFASMGMT	<0.01	*0.14*	0.03	0.17	0.17	<0.02	<0.02	<0.02	<0.02	<0.1	<0.02	<0.02	<0.02	<0.02	<0.02	<0.02	<0.02	<0.02	<0.05	<0.05	<0.05	<0.05	<0.05	<0.02	<0.05	<0.02	<0.05	<0.05	<0.02	<0.05
SW009	26 Nov 2021	0902_SW009_2111261320	Normal	NSW_0902_PFASMGMT	<0.01	*0.15*	0.06	0.21	0.23	<0.02	<0.02	<0.02	<0.02	<0.1	<0.02	0.02	<0.02	<0.02	<0.02	<0.02	<0.02	<0.02	<0.05	<0.05	<0.05	<0.05	<0.05	<0.02	<0.05	<0.02	<0.05	<0.05	<0.02	<0.05
SW009	26 Nov 2021	0902_QC101_211126	Field_D	NSW_0902_PFASMGMT	<0.01	*0.32*	0.10	0.42	0.47	0.02	<0.02	<0.02	<0.02	<0.1	<0.02	0.03	<0.02	<0.02	<0.02	<0.02	<0.02	<0.02	<0.05	<0.05	<0.05	<0.05	<0.05	<0.02	<0.05	<0.02	<0.05	<0.05	<0.02	<0.05
SW009	26 Nov 2021	0902_QC201_211126	Interlab_D	NSW_0902_PFASMGMT	0.01	*0.46*	0.11	0.57	0.61	<0.01	<0.01	0.01	<0.02	<0.02	<0.02	0.02	<0.01	<0.01	<0.02	<0.02	<0.05	<0.1	<0.5	<0.01	<0.01	<0.02	<0.02	<0.1	<0.05	<0.02	<0.05	<0.1	<0.02	<0.5
SW009	29 Nov 2021	0902_SW009_211129	Normal	NSW_0902_PFASOMP	0.14	*6.19*	1.79	**7.98**	9.25	0.23	0.16	0.11	<0.02	<0.1	0.10	0.46	0.07	<0.02	<0.02	<0.02	<0.02	<0.02	<0.05	<0.05	<0.05	<0.05	<0.05	<0.02	<0.05	<0.02	<0.05	<0.05	<0.02	<0.05
SW009	29 Nov 2021	0902_QC214_211129	Interlab_D	NSW_0902_PFASOMP	0.15	*12*	1.7	**14**	15	0.16	0.18	0.13	<0.02	0.2	0.09	0.32	0.05	0.01	<0.02	<0.02	<0.05	<0.1	<0.5	<0.01	0.02	<0.02	<0.02	<0.1	<0.05	<0.02	<0.05	<0.1	<0.02	<0.5
SW009	18 Jan 2022	0902_SW009_220118	Normal	NSW_0902_PFASMGMT	0.18	*4.42*	2.30	**6.72**	8.44	0.28	0.27	0.15	<0.02	<0.1	0.12	0.59	0.08	<0.02	<0.02	<0.02	<0.02	<0.02	<0.05	<0.05	0.05	<0.05	<0.05	<0.02	<0.05	<0.02	<0.05	<0.05	<0.02	<0.05
SW009	21 Feb 2022	0902_SW009_2202211800	Normal	NSW_0902_PFASMGMT	0.08	*2.75*	0.92	**3.67**	4.51	0.12	0.10	0.04	<0.02	<0.1	0.07	0.27	0.04	<0.02	<0.02	<0.02	<0.02	<0.02	<0.05	<0.05	0.12	<0.05	<0.05	<0.02	<0.05	<0.02	<0.05	<0.05	<0.02	<0.05
SW009	21 Feb 2022	0902_SW009_2202212000	Normal	NSW_0902_PFASMGMT	0.11	*3.32*	1.06	**4.38**	5.53	0.14	0.11	0.05	<0.02	<0.1	0.08	0.31	0.05	0.03	0.04	0.04	<0.02	<0.02	<0.05	<0.05	0.12	0.07	<0.05	<0.02	<0.05	<0.02	<0.05	<0.05	<0.02	<0.05
SW009	22 Feb 2022	0902_SW009_2202220800	Normal	NSW_0902_PFASMGMT	0.09	*2.66*	0.99	**3.65**	4.53	0.14	0.10	0.04	<0.02	<0.1	0.07	0.29	0.04	<0.02	<0.02	<0.02	<0.02	<0.02	<0.05	<0.05	0.11	<0.05	<0.05	<0.02	<0.05	<0.02	<0.05	<0.05	<0.02	<0.05
SW009	22 Feb 2022	0902_SW009_2202221200	Normal	NSW_0902_PFASMGMT	0.03	*0.91*	0.46	1.37	1.63	0.05	0.04	0.03	<0.02	<0.10	<0.02	0.11	<0.02	<0.02	<0.02	<0.02	<0.02	<0.02	<0.05	<0.05	<0.05	<0.05	<0.05	<0.02	<0.05	<0.02	<0.05	<0.05	<0.02	<0.05
SW009	22 Feb 2022	0902_SW009_2202221400	Normal	NSW_0902_PFASMGMT	0.04	*1.55*	0.48	**2.03**	2.52	0.07	0.05	0.02	<0.02	<0.1	0.04	0.15	0.02	<0.02	<0.02	<0.02	<0.02	<0.02	<0.05	<0.05	0.10	<0.05	<0.05	<0.02	<0.05	<0.02	<0.05	<0.05	<0.02	<0.05
SW009	22 Feb 2022	0902_SW009_2202221600	Normal	NSW_0902_PFASMGMT	0.04	*1.30*	0.58	1.88	2.36	0.09	0.06	<0.02	<0.02	<0.1	0.04	0.15	0.02	<0.02	<0.02	<0.02	<0.02	<0.02	<0.05	<0.05	0.08	<0.05	<0.05	<0.02	<0.05	<0.02	<0.05	<0.05	<0.02	<0.05
SW009	23 Feb 2022	0902_SW009_2202230000	Normal	NSW_0902_PFASMGMT	0.05	*1.44*	0.68	**2.12**	2.72	0.11	0.08	0.03	<0.02	<0.1	0.04	0.20	0.03	<0.02	<0.02	<0.02	<0.02	<0.02	<0.05	<0.05	0.06	<0.05	<0.05	<0.02	<0.05	<0.02	<0.05	<0.05	<0.02	<0.05
SW009	23 Feb 2022	0902_SW009_2202230200	Normal	NSW_0902_PFASMGMT	0.06	*1.68*	0.79	**2.47**	3.15	0.12	0.09	0.02	<0.02	<0.1	0.06	0.23	0.03	<0.02	<0.02	<0.02	<0.02	<0.02	<0.05	<0.05	0.07	<0.05	<0.05	<0.02	<0.05	<0.02	<0.05	<0.05	<0.02	<0.05
SW009	23 Feb 2022	0902_SW009_2202231000	Normal	NSW_0902_PFASMGMT	0.05	*1.67*	0.66	**2.33**	2.93	0.11	0.08	0.02	<0.02	<0.1	0.05	0.20	0.03	<0.02	<0.02	<0.02	<0.02	<0.02	<0.05	<0.05	0.06	<0.05	<0.05	<0.02	<0.05	<0.02	<0.05	<0.05	<0.02	<0.05
SW009	23 Feb 2022	0902_SW009_2202231400	Normal	NSW_0902_PFASMGMT	0.07	*2.36*	0.91	**3.27**	4.08	0.15	0.10	0.04	<0.02	<0.1	0.07	0.27	0.04	<0.02	<0.02	<0.02	<0.02	<0.02	<0.05	<0.05	0.07	<0.05	<0.05	<0.02	<0.05	<0.02	<0.05	<0.05	<0.02	<0.05
SW009	26 May 2022	0902_SW009_220526	Normal	NSW_0902_PFASOMP	0.42	*9.47*	5.27	**14.7**	19.0	0.70	0.73	0.32	<0.02	0.2	0.26	1.44	0.19	<0.02	<0.02	<0.02	<0.02	<0.02	<0.05	<0.05	<0.05	<0.05	<0.05	<0.02	<0.05	<0.02	<0.05	<0.05	<0.02	<0.05
SW009	18 Nov 2022	0902_SW009_221118	Normal	NSW_0902_PFASOMP	<0.01	*0.14*	0.08	0.22	0.24	<0.02	<0.02	<0.02	<0.02	<0.1	<0.02	0.02	<0.02	<0.02	<0.02	<0.02	<0.02	<0.02	<0.05	<0.05	<0.05	<0.05	<0.05	<0.02	<0.05	<0.02	<0.05	<0.05	<0.02	<0.05
SW009	11 May 2023	0902_SW009_230511	Normal	NSW_0902_PFASOMP_23	0.02	*0.63*	0.17	0.80	0.90	0.02	0.02	<0.02	<0.02	<0.1	<0.02	0.04	<0.02	<0.02	<0.02	<0.02	<0.02	<0.02	<0.05	<0.05	<0.05	<0.05	<0.05	<0.02	<0.05	<0.02	<0.05	<0.05	<0.02	<0.05
SW009	22 Nov 2023	0902_SW009_231122	Normal	NSW_0902_PFASOMP_23	0.03	*1.27*	0.28	1.55	1.85	0.03	0.02	0.02	<0.02	<0.1	0.03	0.09	<0.02	<0.02	<0.02	<0.02	<0.02	<0.02	<0.05	<0.05	0.08	<0.05	<0.05	<0.02	<0.05	<0.02	<0.05	<0.05	<0.02	<0.05
SW009	13 Jun 2024	0902_SW009_240613	Normal	NSW_0902_PFASOMP_24	0.03	*0.70*	0.50	1.20	1.45	0.05	0.06	0.02	<0.02	<0.1	<0.02	0.09	<0.02	<0.02	<0.02	<0.02	<0.02	<0.02	<0.05	<0.05	<0.05	<0.05	<0.05	<0.02	<0.05	<0.02	<0.05	<0.05	<0.02	<0.05
SW011	04 Jul 2017	0902_SW011_040717	Normal	NSW_0902_PFAS	0.53	*16.0*	6.28	**22.3**	27.3	0.77	0.74	0.46	<0.02	<0.1	0.27	1.17	0.24	0.02	<0.02	<0.02	<0.02	<0.02	<0.05	<0.05	0.72	0.07	<0.05	0.03	<0.05	<0.02	<0.05	<0.05	<0.02	<0.05
SW011	04 Jul 2017	0902_QC205_040717	Interlab_D	NSW_0902_PFAS	0.37	*9*	3.6	**12.6**	12.97	0.51	0.49	0.39	<0.02	0.2	0.23	0.95	0.14	0.02	<0.02	<0.02	<0.05	<0.1	<0.5	<0.01	0.73	0.03	<0.01	<0.1	<0.05	<0.02	<0.05	<0.1	<0.02	<0.5
SW011	15 Jan 2018	0902_SW011_180115	Normal	NSW_0902_PFAS	0.52	*16.0*	3.40	**19.4**	24.0	0.42	0.38	0.34	0.03	0.2	0.50	1.24	0.23	0.05	0.05	<0.02	<0.02	<0.02	<0.05	<0.05	0.40	0.21	<0.05	0.07	<0.05	<0.02	<0.05	<0.05	<0.02	<0.05
SW011	15 Jan 2018	0902_QC213_180115	Interlab_D	NSW_0902_PFAS	0.38	*12*	2.7	**14.7**	15.08	0.37	0.35	0.38	<0.02	0.30	0.41	1.0	0.23	0.04	0.03	<0.02	<0.05	<0.1	<0.5	<0.01	0.39	0.15	<0.01	<0.1	<0.05	<0.02	<0.05	<0.1	<0.02	<0.5
SW011	27 Feb 2018	0902_SW011_270218	Normal	NSW_0902_PFAS	0.10	*4.21*	0.74	**4.95**	5.68	0.09	0.08	0.09	<0.02	<0.1	0.07	0.16	0.06	<0.02	<0.02	<0.02	<0.02	<0.02	<0.05	<0.05	0.08	<0.05	<0.05	<0.02	<0.05	<0.02	<0.05	<0.05	<0.02	<0.05
SW011	27 Feb 2018	0902_QC220_270218	Interlab_D	NSW_0902_PFAS	0.08	*2.7*	0.69	**3.39**	3.47	0.1	0.10	0.08	<0.02	0.09	0.1	0.19	0.04	<0.01	<0.02	<0.02	<0.05	<0.1	<0.5	<0.01	0.1	0.02	<0.01	<0.1	<0.05	<0.02	<0.05	<0.1	<0.02	<0.5

Table T9 - Historical Surface Water Analytical Results

					PFAS					PFAS - Perfluoroalkyl Sulfonic Acids				PFAS - Perfluoroalkyl Carboxylic Acids										PFAS - (n:2) Fluorotelomer Sulfonic Acids				PFAS - Perfluoroalkyl Sulfonamides						
					Perfluorooctanoic acid (PFOA)	Perfluorooctane sulfonic acid (PFOS)	Perfluorohexane sulfonic acid (PFHxS)	Sum of PFHxS and PFOS	Sum of PFAS	Perfluorobutane sulfonic acid (PFBS)	Perfluoropentane sulfonic acid (PFPeS)	Perfluoroheptane sulfonic acid (PFHpS)	Perfluorodecane sulfonic acid (PFDS)	Perfluorobutanoic acid (PFBA)	Perfluoropentanoic acid (PFPeA)	Perfluorohexanoic acid (PFHxA)	Perfluoroheptanoic acid (PFHpA)	Perfluorononanoic acid (PFNA)	Perfluorodecanoic acid (PFDA)	PerfluorounDecanoic acid (PFUnDA)	Perfluorododecanoic acid (PFDoDA)	Perfluorotridecanoic acid (PFTrDA)	Perfluorotetradecanoic acid (PFTeDA)	4:2 Fluorotelomer sulfonic acid (4:2 FTS)	6:2 Fluorotelomer sulfonic acid (6:2 FTS)	8:2 Fluorotelomer sulfonic acid (8:2 FTS)	10:2 Fluorotelomer sulfonic acid (10:2 FTS)	Perfluorooctane sulfonamide (FOSA)	N-Methyl perfluorooctane sulfonamide (MeFOSA)	N-Methyl perfluorooctane sulfonamidoacetic acid (MeFOSAA)	N-methyl perfluorooctane sulfonamidoethanol (MeFOSE)	N-Ethyl perfluorooctane sulfonamide (EtFOSA)	N-Ethyl perfluorooctane sulfonamidoacetic acid (EtFOSAA)	N-Ethyl perfluorooctane sulfonamidoethanol (EtFOSE)
					µg/L	µg/L	µg/L	µg/L	µg/L	µg/L	µg/L	µg/L	µg/L	µg/L	µg/L	µg/L	µg/L	µg/L	µg/L	µg/L	µg/L	µg/L	µg/L	µg/L	µg/L	µg/L	µg/L	µg/L	µg/L	µg/L	µg/L	µg/L	µg/L	µg/L
LOR					0.01	0.01	0.01	0.01	0.01	0.01	0.01	0.01	0.01	0.02	0.02	0.01	0.01	0.01	0.01	0.01	0.02	0.02	0.01	0.01	0.01	0.01	0.01	0.02	0.01	0.05	0.02	0.01	0.05
PFAS NEMP 2020 Recreational Water					**10**			**2**																									
PFAS NEMP 2020 Freshwater 99%					*19*	*0.00023*																											
Location Code	**Date**	**Field ID**	**Sample Type**	**Project ID**																													
SW011	08 Nov 2019	0902_SW011_191108	Normal	NSW_0902_PFASOMP	0.10	*3.26*	0.77	**4.03**	4.98	0.08	0.09	0.06	<0.02	<0.1	0.13	0.27	0.04	<0.02	<0.02	<0.02	<0.02	<0.02	<0.05	<0.05	0.18	<0.05	<0.05	<0.02	<0.05	<0.02	<0.05	<0.05	<0.02	<0.05
SW011	15 May 2020	0902_SW011_200515	Normal	NSW_0902_PFASOMP	0.13	*4.56*	1.35	**5.91**	6.93	0.12	0.16	0.11	<0.02	<0.1	0.12	0.32	0.06	<0.02	<0.02	<0.02	<0.02	<0.02	<0.05	<0.05	<0.05	<0.05	<0.05	<0.02	<0.05	<0.02	<0.05	<0.05	<0.02	<0.05
SW011	12 Nov 2020	0902_SW011_201112	Normal	NSW_0902_PFASOMP	0.12	*4.02*	1.30	**5.32**	6.52	0.16	0.16	0.10	<0.02	<0.1	0.11	0.37	0.06	<0.02	<0.02	<0.02	<0.02	<0.02	<0.05	<0.05	0.12	<0.05	<0.05	<0.02	<0.05	<0.02	<0.05	<0.05	<0.02	<0.05
SW011	07 May 2021	0902_SW011_210507	Normal	NSW_0902_PFASOMP	0.04	*1.38*	0.39	1.77	2.15	0.07	0.06	0.04	<0.02	<0.1	0.04	0.13	<0.02	<0.02	<0.02	<0.02	<0.02	<0.02	<0.05	<0.05	<0.05	<0.05	<0.05	<0.02	<0.05	<0.02	<0.05	<0.05	<0.02	<0.05
SW011	07 May 2021	0902_QC204_210507	Interlab_D	NSW_0902_PFASOMP	0.024	*1.3*	0.33	1.63	1.654	0.054	0.041	0.019	<0.01	<0.05	0.027	0.08	0.015	<0.01	<0.01	<0.01	<0.01	<0.02	<0.02	<0.01	0.022	<0.01	<0.01	<0.01	<0.02	<0.01	<0.05	<0.02	<0.01	<0.05
SW011	29 Nov 2021	0902_SW011_211129	Normal	NSW_0902_PFASOMP	0.14	*6.22*	1.75	**7.97**	9.16	0.19	0.17	0.12	<0.02	<0.1	0.10	0.42	0.05	<0.02	<0.02	<0.02	<0.02	<0.02	<0.05	<0.05	<0.05	<0.05	<0.05	<0.02	<0.05	<0.02	<0.05	<0.05	<0.02	<0.05
SW011	27 May 2022	0902_SW011_220527	Normal	NSW_0902_PFASOMP	0.37	*12.0*	5.28	**17.3**	21.2	0.61	0.57	0.40	<0.02	0.1	0.32	1.27	0.18	<0.02	<0.02	<0.02	<0.02	<0.02	<0.05	<0.05	0.07	<0.05	<0.05	<0.02	<0.05	<0.02	<0.05	<0.05	<0.02	<0.05
SW011	27 May 2022	0902_QC205_220527	Interlab_D	NSW_0902_PFASOMP	0.31	*7.9*	3.1	**11**	14	0.49	0.46	0.23	<0.02	0.1	0.2	0.86	0.15	0.01	<0.02	<0.02	<0.05	<0.1	<0.5	<0.01	0.06	<0.02	<0.02	<0.1	<0.05	<0.02	<0.05	<0.1	<0.02	<0.5
SW011	11 Nov 2022	0902_SW011_221111	Normal	NSW_0902_PFASOMP	0.42	*11.9*	5.44	**17.3**	21.2	0.58	0.67	0.36	<0.02	0.1	0.28	1.16	0.20	<0.02	<0.02	<0.02	<0.02	<0.02	<0.05	<0.05	0.10	<0.05	<0.05	<0.02	<0.05	<0.02	<0.05	<0.05	<0.02	<0.05
SW011	11 May 2023	0902_SW011_230511	Normal	NSW_0902_PFASOMP_23	0.04	*2.02*	0.40	**2.42**	2.80	0.06	0.04	0.03	<0.02	<0.1	0.04	0.10	<0.02	<0.02	<0.02	<0.02	<0.02	<0.02	<0.05	<0.05	0.07	<0.05	<0.05	<0.02	<0.05	<0.02	<0.05	<0.05	<0.02	<0.05
SW011	22 Nov 2023	0902_SW011_231122	Normal	NSW_0902_PFASOMP_23	0.04	*1.51*	0.33	1.84	2.23	0.03	0.03	0.03	0.02	<0.1	0.03	0.11	<0.02	<0.02	<0.02	<0.02	<0.02	<0.02	<0.05	<0.05	0.10	<0.05	<0.05	<0.02	<0.05	<0.02	<0.05	<0.05	<0.02	<0.05
SW011	13 Jun 2024	0902_SW011_240613	Normal	NSW_0902_PFASOMP_24	0.08	*1.78*	0.78	**2.56**	3.14	0.08	0.09	0.04	<0.02	<0.1	0.05	0.18	0.03	<0.02	<0.02	<0.02	<0.02	<0.02	<0.05	<0.05	<0.05	<0.05	<0.05	<0.02	<0.05	<0.02	<0.05	<0.05	<0.02	<0.05
SW013	03 Jul 2017	0902_SW013_030717	Normal	NSW_0902_PFAS	0.10	*0.76*	2.23	**2.99**	4.55	0.36	0.34	0.05	<0.02	0.2	0.10	0.32	0.09	<0.02	<0.02	<0.02	<0.02	<0.02	<0.05	<0.05	<0.05	<0.05	<0.05	<0.02	<0.05	<0.02	<0.05	<0.05	<0.02	<0.05
SW013	15 Jan 2018	0902_SW013_180115	Normal	NSW_0902_PFAS	0.17	*0.87*	3.48	**4.35**	7.85	0.68	0.50	0.11	<0.02	0.7	0.26	0.90	0.18	<0.02	<0.02	<0.02	<0.02	<0.02	<0.05	<0.05	<0.05	<0.05	<0.05	<0.02	<0.05	<0.02	<0.05	<0.05	<0.02	<0.05
SW013	08 Nov 2019	0902_SW013_191108	Normal	NSW_0902_PFASOMP	<0.01	*0.04*	<0.02	0.04	0.04	<0.02	<0.02	<0.02	<0.02	<0.1	<0.02	<0.02	<0.02	<0.02	<0.02	<0.02	<0.02	<0.02	<0.05	<0.05	<0.05	<0.05	<0.05	<0.02	<0.05	<0.02	<0.05	<0.05	<0.02	<0.05
SW013	14 May 2020	0902_SW013_200514	Normal	NSW_0902_PFASOMP	0.01	*0.18*	0.22	0.40	0.52	0.03	0.02	<0.02	<0.02	<0.1	0.02	0.04	<0.02	<0.02	<0.02	<0.02	<0.02	<0.02	<0.05	<0.05	<0.05	<0.05	<0.05	<0.02	<0.05	<0.02	<0.05	<0.05	<0.02	<0.05
SW013	12 Nov 2020	0902_SW013_201112	Normal	NSW_0902_PFASOMP	0.01	*0.20*	0.22	0.42	0.52	0.03	0.02	<0.02	<0.02	<0.1	<0.02	0.04	<0.02	<0.02	<0.02	<0.02	<0.02	<0.02	<0.05	<0.05	<0.05	<0.05	<0.05	<0.02	<0.05	<0.02	<0.05	<0.05	<0.02	<0.05
SW013	06 May 2021	0902_SW013_210506	Normal	NSW_0902_PFASOMP	<0.01	*0.16*	0.14	0.30	0.45	<0.02	<0.02	<0.02	<0.02	0.1	0.02	0.03	<0.02	<0.02	<0.02	<0.02	<0.02	<0.02	<0.05	<0.05	<0.05	<0.05	<0.05	<0.02	<0.05	<0.02	<0.05	<0.05	<0.02	<0.05
SW013	29 Nov 2021	0902_SW013_211129	Normal	NSW_0902_PFASOMP	0.01	*0.20*	0.19	0.39	0.52	0.04	0.02	<0.02	<0.02	<0.1	<0.02	0.06	<0.02	<0.02	<0.02	<0.02	<0.02	<0.02	<0.05	<0.05	<0.05	<0.05	<0.05	<0.02	<0.05	<0.02	<0.05	<0.05	<0.02	<0.05
SW013	29 Nov 2021	0902_QC115_211129	Field_D	NSW_0902_PFASOMP	0.01	*0.19*	0.22	0.41	0.56	0.03	0.02	<0.02	<0.02	<0.1	0.02	0.07	<0.02	<0.02	<0.02	<0.02	<0.02	<0.02	<0.05	<0.05	<0.05	<0.05	<0.05	<0.02	<0.05	<0.02	<0.05	<0.05	<0.02	<0.05
SW013	27 May 2022	0902_SW013_220527	Normal	NSW_0902_PFASOMP	0.01	*0.17*	0.32	0.49	0.78	0.08	0.04	<0.02	<0.02	0.1	<0.02	0.06	<0.02	<0.02	<0.02	<0.02	<0.02	<0.02	<0.05	<0.05	<0.05	<0.05	<0.05	<0.02	<0.05	<0.02	<0.05	<0.05	<0.02	<0.05
SW013	18 Nov 2022	0902_SW013_221118	Normal	NSW_0902_PFASOMP	<0.01	*0.14*	0.21	0.35	0.46	0.04	0.03	<0.02	<0.02	<0.1	<0.02	0.04	<0.02	<0.02	<0.02	<0.02	<0.02	<0.02	<0.05	<0.05	<0.05	<0.05	<0.05	<0.02	<0.05	<0.02	<0.05	<0.05	<0.02	<0.05
SW013	11 May 2023	0902_SW013_230511	Normal	NSW_0902_PFASOMP_23	0.04	*0.38*	0.76	1.14	1.58	0.13	0.11	<0.02	<0.02	<0.1	0.03	0.13	<0.02	<0.02	<0.02	<0.02	<0.02	<0.02	<0.05	<0.05	<0.05	<0.05	<0.05	<0.02	<0.05	<0.02	<0.05	<0.05	<0.02	<0.05
SW013	22 Nov 2023	0902_SW013_231122	Normal	NSW_0902_PFASOMP_23	0.09	*0.57*	1.76	**2.33**	3.67	0.28	0.21	0.04	<0.02	0.2	0.08	0.40	0.04	<0.02	<0.02	<0.02	<0.02	<0.02	<0.05	<0.05	<0.05	<0.05	<0.05	<0.02	<0.05	<0.02	<0.05	<0.05	<0.02	<0.05
SW013	22 Nov 2023	0902_QC103_231122	Field_D	NSW_0902_PFASOMP_23	0.09	*0.59*	1.82	**2.41**	3.75	0.27	0.21	0.04	<0.02	0.2	0.09	0.40	0.04	<0.02	<0.02	<0.02	<0.02	<0.02	<0.05	<0.05	<0.05	<0.05	<0.05	<0.02	<0.05	<0.02	<0.05	<0.05	<0.02	<0.05
SW013	22 Nov 2023	0902_QC203_231122	Interlab_D	NSW_0902_PFASOMP_23	0.11	*0.67*	2.2	**2.9**	4.8	0.42	0.37	0.06	<0.02	0.34	0.1	0.45	0.07	<0.01	<0.02	<0.02	<0.05	<0.1	<0.5	<0.01	<0.01	<0.02	<0.02	<0.1	<0.05	<0.02	<0.05	<0.1	<0.02	<0.5
SW013	13 Jun 2024	0902_SW013_240613	Normal	NSW_0902_PFASOMP_24	<0.01	*0.04*	0.02	0.06	0.06	<0.02	<0.02	<0.02	<0.02	<0.1	<0.02	<0.02	<0.02	<0.02	<0.02	<0.02	<0.02	<0.02	<0.05	<0.05	<0.05	<0.05	<0.05	<0.02	<0.05	<0.02	<0.05	<0.05	<0.02	<0.05
SW014	03 Jul 2017	0902_SW014_030717	Normal	NSW_0902_PFAS	0.03	*0.44*	0.33	0.77	0.96	0.05	0.04	<0.02	<0.02	<0.1	<0.02	0.07	<0.02	<0.02	<0.02	<0.02	<0.02	<0.02	<0.05	<0.05	<0.05	<0.05	<0.05	<0.02	<0.05	<0.02	<0.05	<0.05	<0.02	<0.05
SW014	15 Jan 2018	0902_SW014_180115	Normal	NSW_0902_PFAS	0.03	*0.30*	0.29	0.59	0.83	0.03	0.02	<0.02	<0.02	<0.1	0.04	0.09	0.03	<0.02	<0.02	<0.02	<0.02	<0.02	<0.05	<0.05	<0.05	<0.05	<0.05	<0.02	<0.05	<0.02	<0.05	<0.05	<0.02	<0.05
SW014	08 Nov 2019	0902_SW014_191108	Normal	NSW_0902_PFASOMP	0.02	*0.07*	1.30	1.37	2.56	0.35	0.35	0.02	<0.02	<0.1	0.06	0.37	0.02	<0.02	<0.02	<0.02	<0.02	<0.02	<0.05	<0.05	<0.05	<0.05	<0.05	<0.02	<0.05	<0.02	<0.05	<0.05	<0.02	<0.05
SW014	08 Nov 2019	0902_QC104_191108	Field_D	NSW_0902_PFASOMP	0.02	*0.22*	0.15	0.37	0.46	<0.02	<0.02	<0.02	<0.02	<0.1	0.02	0.05	<0.02	<0.02	<0.02	<0.02	<0.02	<0.02	<0.05	<0.05	<0.05	<0.05	<0.05	<0.02	<0.05	<0.02	<0.05	<0.05	<0.02	<0.05
SW014	14 May 2020	0902_SW014_200514	Normal	NSW_0902_PFASOMP	0.01	*0.17*	0.08	0.25	0.26	<0.02	<0.02	<0.02	<0.02	<0.1	<0.02	<0.02	<0.02	<0.02	<0.02	<0.02	<0.02	<0.02	<0.05	<0.05	<0.05	<0.05	<0.05	<0.02	<0.05	<0.02	<0.05	<0.05	<0.02	<0.05
SW014	12 Nov 2020	0902_SW014_201112	Normal	NSW_0902_PFASOMP	<0.01	*0.11*	0.04	0.15	0.15	<0.02	<0.02	<0.02	<0.02	<0.1	<0.02	<0.02	<0.02	<0.02	<0.02	<0.02	<0.02	<0.02	<0.05	<0.05	<0.05	<0.05	<0.05	<0.02	<0.05	<0.02	<0.05	<0.05	<0.02	<0.05
SW014	06 May 2021	0902_SW014_210506	Normal	NSW_0902_PFASOMP	0.15	*0.60*	3.46	**4.06**	7.68	0.40	0.41	0.10	<0.02	0.1	0.39	1.94	0.11	0.02	<0.02	<0.02	<0.02	<0.02	<0.05	<0.05	<0.05	<0.05	<0.05	<0.02	<0.05	<0.02	<0.05	<0.05	<0.02	<0.05
SW014	06 May 2021	0902_QC102_210506	Field_D	NSW_0902_PFASOMP	0.20	*0.80*	4.80	**5.60**	10.2	0.45	0.64	0.13	<0.02	0.1	0.46	2.52	0.12	<0.02	<0.02	<0.02	<0.02	<0.02	<0.05	<0.05	<0.05	<0.05	<0.05	<0.02	<0.05	<0.02	<0.05	<0.05	<0.02	<0.05
SW014	25 Nov 2021	0902_SW014_211125	Normal	NSW_0902_PFASOMP	0.02	*0.34*	0.33	0.67	0.95	0.06	0.03	<0.02	<0.02	<0.1	0.02	0.15	<0.02	<0.02	<0.02	<0.02	<0.02	<0.02	<0.05	<0.05	<0.05	<0.05	<0.05	<0.02	<0.05	<0.02	<0.05	<0.05	<0.02	<0.05
SW014	26 May 2022	0902_SW014_220526	Normal	NSW_0902_PFASOMP	0.11	*1.24*	2.28	**3.52**	5.24	0.22	0.22	0.08	<0.02	<0.1	0.18	0.85	0.06	<0.02	<0.02	<0.02	<0.02	<0.02	<0.05	<0.05	<0.05	<0.05	<0.05	<0.02	<0.05	<0.02	<0.05	<0.05	<0.02	<0.05
SW014	11 Nov 2022	0902_SW014_221111	Normal	NSW_0902_PFASOMP	0.06	*1.05*	1.28	**2.33**	3.12	0.10	0.14	0.05	<0.02	<0.1	0.06	0.35	0.03	<0.02	<0.02	<0.02	<0.02	<0.02	<0.05	<0.05	<0.05	<0.05	<0.05	<0.02	<0.05	<0.02	<0.05	<0.05	<0.02	<0.05
SW014	11 May 2023	0902_SW014_230511	Normal	NSW_0902_PFASOMP_23	0.02	*0.45*	0.23	0.68	0.74	<0.02	<0.02	<0.02	<0.02	<0.1	<0.02	0.04	<0.02	<0.02	<0.02	<0.02	<0.02	<0.02	<0.05	<0.05	<0.05	<0.05	<0.05	<0.02	<0.05	<0.02	<0.05	<0.05	<0.02	<0.05
SW014	22 Nov 2023	0902_SW014_231122	Normal	NSW_0902_PFASOMP_23	0.01	*0.38*	0.21	0.59	0.64	<0.02	<0.02	<0.02	<0.02	<0.1	<0.02	0.04	<0.02	<0.02	<0.02	<0.02	<0.02	<0.02	<0.05	<0.05	<0.05	<0.05	<0.05	<0.02	<0.05	<0.02	<0.05	<0.05	<0.02	<0.05
SW014	13 Jun 2024	0902_SW014_240613	Normal	NSW_0902_PFASOMP_24	0.01	*0.20*	0.16	0.36	0.42	<0.02	0.02	<0.02	<0.02	<0.1	<0.02	0.03	<0.02	<0.02	<0.02	<0.02	<0.02	<0.02	<0.05	<0.05	<0.05	<0.05	<0.05	<0.02	<0.05	<0.02	<0.05	<0.05	<0.02	<0.05

Table T9 - Historical Surface Water Analytical Results

					PFAS					PFAS - Perfluoroalkyl Sulfonic Acids				PFAS - Perfluoroalkyl Carboxylic Acids										PFAS - (n:2) Fluorotelomer Sulfonic Acids				PFAS - Perfluoroalkyl Sulfonamides						
					Perfluorooctanoic acid (PFOA)	Perfluorooctane sulfonic acid (PFOS)	Perfluorohexane sulfonic acid (PFHxS)	Sum of PFHxS and PFOS	Sum of PFAS	Perfluorobutane sulfonic acid (PFBS)	Perfluoropentane sulfonic acid (PFPeS)	Perfluoroheptane sulfonic acid (PFHpS)	Perfluorodecane sulfonic acid (PFDS)	Perfluorobutanoic acid (PFBA)	Perfluoropentanoic acid (PFPeA)	Perfluorohexanoic acid (PFHxA)	Perfluoroheptanoic acid (PFHpA)	Perfluorononanoic acid (PFNA)	Perfluorodecanoic acid (PFDA)	PerfluorounDecanoic acid (PFUnDA)	Perfluorododecanoic acid (PFDoDA)	Perfluorotridecanoic acid (PFTrDA)	Perfluorotetradecanoic acid (PFTeDA)	4:2 Fluorotelomer sulfonic acid (4:2 FTS)	6:2 Fluorotelomer sulfonic acid (6:2 FTS)	8:2 Fluorotelomer sulfonic acid (8:2 FTS)	10:2 Fluorotelomer sulfonic acid (10:2 FTS)	Perfluorooctane sulfonamide (FOSA)	N-Methyl perfluorooctane sulfonamide (MeFOSA)	N-Methyl perfluorooctane sulfonamidoacetic acid (MeFOSAA)	N-methyl perfluorooctane sulfonamidoethanol (MeFOSE)	N-Ethyl perfluorooctane sulfonamide (EtFOSA)	N-Ethyl perfluorooctane sulfonamidoacetic acid (EtFOSAA)	N-Ethyl perfluorooctane sulfonamidoethanol (EtFOSE)
					µg/L	µg/L	µg/L	µg/L	µg/L	µg/L	µg/L	µg/L	µg/L	µg/L	µg/L	µg/L	µg/L	µg/L	µg/L	µg/L	µg/L	µg/L	µg/L	µg/L	µg/L	µg/L	µg/L	µg/L	µg/L	µg/L	µg/L	µg/L	µg/L	µg/L
LOR					0.01	0.01	0.01	0.01	0.01	0.01	0.01	0.01	0.01	0.02	0.02	0.01	0.01	0.01	0.01	0.01	0.02	0.02	0.01	0.01	0.01	0.01	0.01	0.02	0.01	0.05	0.02	0.01	0.05
PFAS NEMP 2020 Recreational Water					**10**			**2**																									
PFAS NEMP 2020 Freshwater 99%					*19*	*0.00023*																											
Location Code	**Date**	**Field ID**	**Sample Type**	**Project ID**																													
SW015	03 Jul 2017	0902_SW015_030717	Normal	NSW_0902_PFAS	0.02	*0.39*	0.49	0.88	1.06	0.06	0.06	<0.02	<0.02	<0.1	<0.02	0.04	<0.02	<0.02	<0.02	<0.02	<0.02	<0.02	<0.05	<0.05	<0.05	<0.05	<0.05	<0.02	<0.05	<0.02	<0.05	<0.05	<0.02	<0.05
SW015	27 Feb 2018	0902_SW015_270218	Normal	NSW_0902_PFAS	<0.01	*0.16*	0.07	0.23	0.23	<0.02	<0.02	<0.02	<0.02	<0.1	<0.02	<0.02	<0.02	<0.02	<0.02	<0.02	<0.02	<0.02	<0.05	<0.05	<0.05	<0.05	<0.05	<0.02	<0.05	<0.02	<0.05	<0.05	<0.02	<0.05
SW015	14 May 2020	0902_SW015_200514	Normal	NSW_0902_PFASOMP	<0.01	*0.26*	0.16	0.42	0.42	<0.02	<0.02	<0.02	<0.02	<0.1	<0.02	<0.02	<0.02	<0.02	<0.02	<0.02	<0.02	<0.02	<0.05	<0.05	<0.05	<0.05	<0.05	<0.02	<0.05	<0.02	<0.05	<0.05	<0.02	<0.05
SW015	12 Nov 2020	0902_SW015_201112	Normal	NSW_0902_PFASOMP	<0.01	*0.09*	0.08	0.17	0.17	<0.02	<0.02	<0.02	<0.02	<0.1	<0.02	<0.02	<0.02	<0.02	<0.02	<0.02	<0.02	<0.02	<0.05	<0.05	<0.05	<0.05	<0.05	<0.02	<0.05	<0.02	<0.05	<0.05	<0.02	<0.05
SW015	05 May 2021	0902_SW015_210505	Normal	NSW_0902_PFASOMP	<0.01	*0.09*	0.13	0.22	0.22	<0.02	<0.02	<0.02	<0.02	<0.1	<0.02	<0.02	<0.02	<0.02	<0.02	<0.02	<0.02	<0.02	<0.05	<0.05	<0.05	<0.05	<0.05	<0.02	<0.05	<0.02	<0.05	<0.05	<0.02	<0.05
SW015	29 Nov 2021	0902_SW015_211129	Normal	NSW_0902_PFASOMP	<0.01	*0.08*	0.13	0.21	0.25	<0.02	<0.02	<0.02	<0.02	<0.1	<0.02	0.04	<0.02	<0.02	<0.02	<0.02	<0.02	<0.02	<0.05	<0.05	<0.05	<0.05	<0.05	<0.02	<0.05	<0.02	<0.05	<0.05	<0.02	<0.05
SW015	30 May 2022	0902_SW015_220530	Normal	NSW_0902_PFASOMP	<0.01	*0.24*	0.29	0.53	0.53	<0.02	<0.02	<0.02	<0.02	<0.1	<0.02	<0.02	<0.02	<0.02	<0.02	<0.02	<0.02	<0.02	<0.05	<0.05	<0.05	<0.05	<0.05	<0.02	<0.05	<0.02	<0.05	<0.05	<0.02	<0.05
SW015	10 Nov 2022	0902_SW015_221110	Normal	NSW_0902_PFASOMP	<0.01	*0.35*	0.24	0.59	0.59	<0.02	<0.02	<0.02	<0.02	<0.1	<0.02	<0.02	<0.02	<0.02	<0.02	<0.02	<0.02	<0.02	<0.05	<0.05	<0.05	<0.05	<0.05	<0.02	<0.05	<0.02	<0.05	<0.05	<0.02	<0.05
SW015	10 May 2023	0902_SW015_230510	Normal	NSW_0902_PFASOMP_23	<0.01	*0.16*	0.23	0.39	0.46	0.02	0.03	<0.02	<0.02	<0.1	<0.02	0.02	<0.02	<0.02	<0.02	<0.02	<0.02	<0.02	<0.05	<0.05	<0.05	<0.05	<0.05	<0.02	<0.05	<0.02	<0.05	<0.05	<0.02	<0.05
SW015	09 Jun 2023	0902_SW015_230609	Normal	NSW_0902_PFASOMP_23	<0.01	*0.14*	0.09	0.23	0.23	<0.02	<0.02	<0.02	<0.02	<0.1	<0.02	<0.02	<0.02	<0.02	<0.02	<0.02	<0.02	<0.02	<0.05	<0.05	<0.05	<0.05	<0.05	<0.02	<0.05	<0.02	<0.05	<0.05	<0.02	<0.05
SW015	24 Nov 2023	0902_SW015_231124	Normal	NSW_0902_PFASOMP_23	0.01	*0.14*	0.20	0.34	0.41	0.03	<0.02	<0.02	<0.02	<0.1	<0.02	0.03	<0.02	<0.02	<0.02	<0.02	<0.02	<0.02	<0.05	<0.05	<0.05	<0.05	<0.05	<0.02	<0.05	<0.02	<0.05	<0.05	<0.02	<0.05
SW015	28 May 2024	0902_SW015_240528	Normal	NSW_0902_PFASOMP_24	<0.01	*0.08*	0.18	0.26	0.26	<0.02	<0.02	<0.02	<0.02	<0.1	<0.02	<0.02	<0.02	<0.02	<0.02	<0.02	<0.02	<0.02	<0.05	<0.05	<0.05	<0.05	<0.05	<0.02	<0.05	<0.02	<0.05	<0.05	<0.02	<0.05
SW015	28 May 2024	0902_QC111_240528	Field_D	NSW_0902_PFASOMP_24	<0.01	*0.08*	0.18	0.26	0.26	<0.02	<0.02	<0.02	<0.02	<0.1	<0.02	<0.02	<0.02	<0.02	<0.02	<0.02	<0.02	<0.02	<0.05	<0.05	<0.05	<0.05	<0.05	<0.02	<0.05	<0.02	<0.05	<0.05	<0.02	<0.05
SW015	28 May 2024	0902_QC211_240528	Interlab_D	NSW_0902_PFASOMP_24	<0.01	*0.099*	0.19	0.29	0.34	0.02	0.02	<0.01	<0.02	<0.02	<0.02	0.02	<0.01	<0.01	<0.02	<0.02	<0.05	<0.1	<0.5	<0.01	<0.01	<0.02	<0.02	<0.1	<0.05	<0.02	<0.05	<0.1	<0.02	<0.5
SW016	03 Jul 2017	0902_SW016_030717	Normal	NSW_0902_PFAS	<0.01	<0.01	<0.02	<0.01	<0.01	<0.02	<0.02	<0.02	<0.02	<0.1	<0.02	<0.02	<0.02	<0.02	<0.02	<0.02	<0.02	<0.02	<0.05	<0.05	<0.05	<0.05	<0.05	<0.02	<0.05	<0.02	<0.05	<0.05	<0.02	<0.05
SW016	15 Jan 2018	0902_SW016_180115	Normal	NSW_0902_PFAS	<0.01	*0.02*	<0.02	0.02	0.02	<0.02	<0.02	<0.02	<0.02	<0.1	<0.02	<0.02	<0.02	<0.02	<0.02	<0.02	<0.02	<0.02	<0.05	<0.05	<0.05	<0.05	<0.05	<0.02	<0.05	<0.02	<0.05	<0.05	<0.02	<0.05
SW016	27 Feb 2018	0902_SW016_270218	Normal	NSW_0902_PFAS	<0.01	<0.01	<0.02	<0.01	<0.01	<0.02	<0.02	<0.02	<0.02	<0.1	<0.02	<0.02	<0.02	<0.02	<0.02	<0.02	<0.02	<0.02	<0.05	<0.05	<0.05	<0.05	<0.05	<0.02	<0.05	<0.02	<0.05	<0.05	<0.02	<0.05
SW016	14 Nov 2019	0902_SW016_191114	Normal	NSW_0902_PFASOMP	<0.01	*0.03*	<0.02	0.03	0.03	<0.02	<0.02	<0.02	<0.02	<0.1	<0.02	<0.02	<0.02	<0.02	<0.02	<0.02	<0.02	<0.02	<0.05	<0.05	<0.05	<0.05	<0.05	<0.02	<0.05	<0.02	<0.05	<0.05	<0.02	<0.05
SW016	14 Nov 2019	0902_QC203_191114	Interlab_D	NSW_0902_PFASOMP	<0.01	*0.023*	0.01	0.033	0.033	<0.01	<0.01	<0.01	<0.01	<0.05	<0.02	<0.01	<0.01	<0.01	<0.01	<0.01	<0.02	<0.02	<0.01	<0.01	<0.01	<0.01	<0.01	<0.02	<0.01	<0.05	<0.02	<0.01	<0.05
SW016	14 May 2020	0902_SW016_200514	Normal	NSW_0902_PFASOMP	<0.01	*0.02*	<0.02	0.02	0.02	<0.02	<0.02	<0.02	<0.02	<0.1	<0.02	<0.02	<0.02	<0.02	<0.02	<0.02	<0.02	<0.02	<0.05	<0.05	<0.05	<0.05	<0.05	<0.02	<0.05	<0.02	<0.05	<0.05	<0.02	<0.05
SW016	13 Nov 2020	0902_SW016_201113	Normal	NSW_0902_PFASOMP	<0.01	*0.01*	<0.02	0.01	0.01	<0.02	<0.02	<0.02	<0.02	<0.1	<0.02	<0.02	<0.02	<0.02	<0.02	<0.02	<0.02	<0.02	<0.05	<0.05	<0.05	<0.05	<0.05	<0.02	<0.05	<0.02	<0.05	<0.05	<0.02	<0.05
SW016	23 Apr 2021	0902_SW016_210423	Normal	NSW_0902_PFASMGMT	<0.01	*0.02*	0.03	0.05	0.05	<0.02	<0.02	<0.02	<0.02	<0.1	<0.02	<0.02	<0.02	<0.02	<0.02	<0.02	<0.02	<0.02	<0.05	<0.05	<0.05	<0.05	<0.05	<0.02	<0.05	<0.02	<0.05	<0.05	<0.02	<0.05
SW016	23 Apr 2021	0902_QC200_210423	Interlab_D	NSW_0902_PFASMGMT	<0.01	*0.03*	0.03	0.06	0.1	0.01	<0.01	<0.01	<0.02	0.02	<0.02	0.01	<0.01	<0.01	<0.02	<0.02	<0.05	<0.1	<0.5	<0.01	<0.01	<0.02	<0.02	<0.1	<0.05	<0.02	<0.05	<0.1	<0.02	<0.5
SW016	05 May 2021	0902_SW016_210505	Normal	NSW_0902_PFASOMP	<0.01	*0.03*	0.02	0.05	0.05	<0.02	<0.02	<0.02	<0.02	<0.1	<0.02	<0.02	<0.02	<0.02	<0.02	<0.02	<0.02	<0.02	<0.05	<0.05	<0.05	<0.05	<0.05	<0.02	<0.05	<0.02	<0.05	<0.05	<0.02	<0.05
SW016	29 Nov 2021	0902_SW016_211129	Normal	NSW_0902_PFASOMP	<0.01	*0.01*	<0.01	0.01	0.01	<0.02	<0.02	<0.02	<0.02	<0.1	<0.02	<0.02	<0.02	<0.02	<0.02	<0.02	<0.02	<0.02	<0.05	<0.05	<0.05	<0.05	<0.05	<0.02	<0.05	<0.02	<0.05	<0.05	<0.02	<0.05
SW016	30 May 2022	0902_SW016_220530	Normal	NSW_0902_PFASOMP	<0.01	*0.06*	0.17	0.23	0.28	0.02	<0.02	<0.02	<0.02	<0.1	<0.02	0.03	<0.02	<0.02	<0.02	<0.02	<0.02	<0.02	<0.05	<0.05	<0.05	<0.05	<0.05	<0.02	<0.05	<0.02	<0.05	<0.05	<0.02	<0.05
SW016	10 Nov 2022	0902_SW016_221110	Normal	NSW_0902_PFASOMP	0.02	*0.40*	0.58	0.98	1.17	0.05	0.06	<0.02	<0.02	<0.1	<0.02	0.06	<0.02	<0.02	<0.02	<0.02	<0.02	<0.02	<0.05	<0.05	<0.05	<0.05	<0.05	<0.02	<0.05	<0.02	<0.05	<0.05	<0.02	<0.05
SW016	10 Nov 2022	0902_QC112_221110	Field_D	NSW_0902_PFASOMP	0.02	*0.34*	0.49	0.83	1.00	0.05	0.05	<0.02	<0.02	<0.1	<0.02	0.05	<0.02	<0.02	<0.02	<0.02	<0.02	<0.02	<0.05	<0.05	<0.05	<0.05	<0.05	<0.02	<0.05	<0.02	<0.05	<0.05	<0.02	<0.05
SW016	10 May 2023	0902_SW016_230510	Normal	NSW_0902_PFASOMP_23	<0.01	*0.05*	0.01	0.06	0.06	<0.02	<0.02	<0.02	<0.02	<0.1	<0.02	<0.02	<0.02	<0.02	<0.02	<0.02	<0.02	<0.02	<0.05	<0.05	<0.05	<0.05	<0.05	<0.02	<0.05	<0.02	<0.05	<0.05	<0.02	<0.05
SW016	09 Jun 2023	0902_SW016_230609	Normal	NSW_0902_PFASOMP_23	0.02	*0.23*	0.19	0.42	0.53	0.04	0.03	<0.02	<0.02	<0.1	0.02	<0.02	<0.02	<0.02	<0.02	<0.02	<0.02	<0.02	<0.05	<0.05	<0.05	<0.05	<0.05	<0.02	<0.05	<0.02	<0.05	<0.05	<0.02	<0.05
SW016	23 Nov 2023	0902_SW016_231123	Normal	NSW_0902_PFASOMP_23	0.02	*0.27*	0.19	0.46	0.58	0.03	0.02	<0.02	<0.02	<0.1	<0.02	0.05	<0.02	<0.02	<0.02	<0.02	<0.02	<0.02	<0.05	<0.05	<0.05	<0.05	<0.05	<0.02	<0.05	<0.02	<0.05	<0.05	<0.02	<0.05
SW016	23 Nov 2023	0902_QC108_231123	Field_D	NSW_0902_PFASOMP_23	0.02	*0.25*	0.21	0.46	0.59	0.03	0.03	<0.02	<0.02	<0.1	<0.02	0.05	<0.02	<0.02	<0.02	<0.02	<0.02	<0.02	<0.05	<0.05	<0.05	<0.05	<0.05	<0.02	<0.05	<0.02	<0.05	<0.05	<0.02	<0.05
SW016	23 Nov 2023	0902_QC208_231123	Interlab_D	NSW_0902_PFASOMP_23	0.02	*0.37*	0.26	0.63	0.86	0.05	0.04	0.01	<0.02	<0.02	0.03	0.06	0.01	<0.01	<0.02	<0.02	<0.05	<0.1	<0.5	<0.01	<0.01	<0.02	<0.02	<0.1	<0.05	<0.02	<0.05	<0.1	<0.02	<0.5
SW016	28 May 2024	0902_SW016_240528	Normal	NSW_0902_PFASOMP_24	<0.01	*0.04*	0.05	0.09	0.09	<0.02	<0.02	<0.02	<0.02	<0.1	<0.02	<0.02	<0.02	<0.02	<0.02	<0.02	<0.02	<0.02	<0.05	<0.05	<0.05	<0.05	<0.05	<0.02	<0.05	<0.02	<0.05	<0.05	<0.02	<0.05
SW018	04 Jul 2017	0902_SW018_040717	Normal	NSW_0902_PFAS	<0.01	*0.05*	0.03	0.08	0.08	<0.02	<0.02	<0.02	<0.02	<0.1	<0.02	<0.02	<0.02	<0.02	<0.02	<0.02	<0.02	<0.02	<0.05	<0.05	<0.05	<0.05	<0.05	<0.02	<0.05	<0.02	<0.05	<0.05	<0.02	<0.05
SW018	15 Jan 2018	0902_SW018_180115	Normal	NSW_0902_PFAS	<0.01	*0.03*	<0.02	0.03	0.03	<0.02	<0.02	<0.02	<0.02	<0.1	<0.02	<0.02	<0.02	<0.02	<0.02	<0.02	<0.02	<0.02	<0.05	<0.05	<0.05	<0.05	<0.05	<0.02	<0.05	<0.02	<0.05	<0.05	<0.02	<0.05
SW018	27 Feb 2018	0902_SW018_270218	Normal	NSW_0902_PFAS	<0.01	*0.02*	<0.02	0.02	0.02	<0.02	<0.02	<0.02	<0.02	<0.1	<0.02	<0.02	<0.02	<0.02	<0.02	<0.02	<0.02	<0.02	<0.05	<0.05	<0.05	<0.05	<0.05	<0.02	<0.05	<0.02	<0.05	<0.05	<0.02	<0.05
SW018	25 Nov 2019	0902_SW018_191125	Normal	NSW_0902_PFASOMP	<0.01	*0.03*	<0.02	0.03	0.03	<0.02	<0.02	<0.02	<0.02	<0.1	<0.02	<0.02	<0.02	<0.02	<0.02	<0.02	<0.02	<0.02	<0.05	<0.05	<0.05	<0.05	<0.05	<0.02	<0.05	<0.02	<0.05	<0.05	<0.02	<0.05
SW018	25 Nov 2019	0902_QC111_191125	Field_D	NSW_0902_PFASOMP	<0.01	*0.02*	<0.02	0.02	0.02	<0.02	<0.02	<0.02	<0.02	<0.1	<0.02	<0.02	<0.02	<0.02	<0.02	<0.02	<0.02	<0.02	<0.05	<0.05	<0.05	<0.05	<0.05	<0.02	<0.05	<0.02	<0.05	<0.05	<0.02	<0.05
SW018	15 May 2020	0902_SW018_200515	Normal	NSW_0902_PFASOMP	<0.01	*0.01*	<0.02	0.01	0.01	<0.02	<0.02	<0.02	<0.02	<0.1	<0.02	<0.02	<0.02	<0.02	<0.02	<0.02	<0.02	<0.02	<0.05	<0.05	<0.05	<0.05	<0.05	<0.02	<0.05	<0.02	<0.05	<0.05	<0.02	<0.05
SW018	13 Nov 2020	0902_SW018_201113	Normal	NSW_0902_PFASOMP	<0.01	<0.01	<0.02	<0.01	<0.01	<0.02	<0.02	<0.02	<0.02	<0.1	<0.02	<0.02	<0.02	<0.02	<0.02	<0.02	<0.02	<0.02	<0.05	<0.05	<0.05	<0.05	<0.05	<0.02	<0.05	<0.02	<0.05	<0.05	<0.02	<0.05

Table T9 - Historical Surface Water Analytical Results

					PFAS					PFAS - Perfluoroalkyl Sulfonic Acids				PFAS - Perfluoroalkyl Carboxylic Acids										PFAS - (n:2) Fluorotelomer Sulfonic Acids				PFAS - Perfluoroalkyl Sulfonamides						
					Perfluorooctanoic acid (PFOA)	Perfluorooctane sulfonic acid (PFOS)	Perfluorohexane sulfonic acid (PFHxS)	Sum of PFHxS and PFOS	Sum of PFAS	Perfluorobutane sulfonic acid (PFBS)	Perfluoropentane sulfonic acid (PFPeS)	Perfluoroheptane sulfonic acid (PFHpS)	Perfluorodecane sulfonic acid (PFDS)	Perfluorobutanoic acid (PFBA)	Perfluoropentanoic acid (PFPeA)	Perfluorohexanoic acid (PFHxA)	Perfluoroheptanoic acid (PFHpA)	Perfluorononanoic acid (PFNA)	Perfluorodecanoic acid (PFDA)	PerfluorounDecanoic acid (PFUnDA)	Perfluorododecanoic acid (PFDoDA)	Perfluorotridecanoic acid (PFTrDA)	Perfluorotetradecanoic acid (PFTeDA)	4:2 Fluorotelomer sulfonic acid (4:2 FTS)	6:2 Fluorotelomer sulfonic acid (6:2 FTS)	8:2 Fluorotelomer sulfonic acid (8:2 FTS)	10:2 Fluorotelomer sulfonic acid (10:2 FTS)	Perfluorooctane sulfonamide (FOSA)	N-Methyl perfluorooctane sulfonamide (MeFOSA)	N-Methyl perfluorooctane sulfonamidoacetic acid (MeFOSAA)	N-methyl perfluorooctane sulfonamidoethanol (MeFOSE)	N-Ethyl perfluorooctane sulfonamide (EtFOSA)	N-Ethyl perfluorooctane sulfonamidoacetic acid (EtFOSAA)	N-Ethyl perfluorooctane sulfonamidoethanol (EtFOSE)
					µg/L	µg/L	µg/L	µg/L	µg/L	µg/L	µg/L	µg/L	µg/L	µg/L	µg/L	µg/L	µg/L	µg/L	µg/L	µg/L	µg/L	µg/L	µg/L	µg/L	µg/L	µg/L	µg/L	µg/L	µg/L	µg/L	µg/L	µg/L	µg/L	µg/L
LOR					0.01	0.01	0.01	0.01	0.01	0.01	0.01	0.01	0.01	0.02	0.02	0.01	0.01	0.01	0.01	0.01	0.02	0.02	0.01	0.01	0.01	0.01	0.01	0.02	0.01	0.05	0.02	0.01	0.05
PFAS NEMP 2020 Recreational Water					**10**			**2**																									
PFAS NEMP 2020 Freshwater 99%					*19*	*0.00023*																											
Location Code	**Date**	**Field ID**	**Sample Type**	**Project ID**																													
SW018	06 May 2021	0902_SW018_210506	Normal	NSW_0902_PFASOMP	0.04	*0.62*	0.54	1.16	1.54	0.05	0.07	0.03	<0.02	<0.1	0.03	0.14	0.02	<0.02	<0.02	<0.02	<0.02	<0.02	<0.05	<0.05	<0.05	<0.05	<0.05	<0.02	<0.05	<0.02	<0.05	<0.05	<0.02	<0.05
SW018	06 May 2021	0902_QC104_210506	Field_D	NSW_0902_PFASOMP	0.04	*0.72*	0.62	1.34	1.75	0.07	0.06	0.04	<0.02	<0.1	0.02	0.16	0.02	<0.02	<0.02	<0.02	<0.02	<0.02	<0.05	<0.05	<0.05	<0.05	<0.05	<0.02	<0.05	<0.02	<0.05	<0.05	<0.02	<0.05
SW018	29 Nov 2021	0902_SW018_211129	Normal	NSW_0902_PFASOMP	<0.01	*0.11*	0.04	0.15	0.17	<0.02	<0.02	<0.02	<0.02	<0.1	<0.02	0.02	<0.02	<0.02	<0.02	<0.02	<0.02	<0.02	<0.05	<0.05	<0.05	<0.05	<0.05	<0.02	<0.05	<0.02	<0.05	<0.05	<0.02	<0.05
SW018	31 May 2022	0902_SW018_220531	Normal	NSW_0902_PFASOMP	0.02	*0.44*	0.34	0.78	0.98	0.05	0.04	<0.02	<0.02	<0.1	0.02	0.07	<0.02	<0.02	<0.02	<0.02	<0.02	<0.02	<0.05	<0.05	<0.05	<0.05	<0.05	<0.02	<0.05	<0.02	<0.05	<0.05	<0.02	<0.05
SW018	31 May 2022	0902_QC211_220531	Interlab_D	NSW_0902_PFASOMP	0.02	*0.29*	0.19	0.48	0.64	0.03	0.02	<0.01	<0.02	0.03	<0.02	0.05	<0.01	<0.01	<0.02	<0.02	<0.05	<0.1	<0.5	<0.01	<0.01	<0.02	<0.02	<0.1	<0.05	<0.02	<0.05	<0.1	<0.02	<0.5
SW018	07 Nov 2022	0902_SW018_221107	Normal	NSW_0902_PFASOMP	<0.01	*0.03*	0.02	0.05	0.05	<0.02	<0.02	<0.02	<0.02	<0.1	<0.02	<0.02	<0.02	<0.02	<0.02	<0.02	<0.02	<0.02	<0.05	<0.05	<0.05	<0.05	<0.05	<0.02	<0.05	<0.02	<0.05	<0.05	<0.02	<0.05
SW018	10 May 2023	0902_SW018_230510	Normal	NSW_0902_PFASOMP_23	<0.01	*0.02*	0.01	0.03	0.03	<0.02	<0.02	<0.02	<0.02	<0.1	<0.02	<0.02	<0.02	<0.02	<0.02	<0.02	<0.02	<0.02	<0.05	<0.05	<0.05	<0.05	<0.05	<0.02	<0.05	<0.02	<0.05	<0.05	<0.02	<0.05
SW018	10 May 2023	0902_QC109_230510	Field_D	NSW_0902_PFASOMP_23	<0.01	*0.02*	0.01	0.03	0.03	<0.02	<0.02	<0.02	<0.02	<0.1	<0.02	<0.02	<0.02	<0.02	<0.02	<0.02	<0.02	<0.02	<0.05	<0.05	<0.05	<0.05	<0.05	<0.02	<0.05	<0.02	<0.05	<0.05	<0.02	<0.05
SW018	10 May 2023	0902_QC209_230510	Interlab_D	NSW_0902_PFASOMP_23	<0.01	*0.02*	0.02	0.04	0.04	<0.01	<0.01	<0.01	<0.02	<0.02	<0.02	<0.01	<0.01	<0.01	<0.02	<0.02	<0.05	<0.1	<0.5	<0.01	<0.01	<0.02	<0.02	<0.1	<0.05	<0.02	<0.05	<0.1	<0.02	<0.5
SW018	27 Nov 2023	0902_SW018_231127	Normal	NSW_0902_PFASOMP_23	<0.01	*0.02*	<0.01	0.02	0.02	<0.02	<0.02	<0.02	<0.02	<0.1	<0.02	<0.02	<0.02	<0.02	<0.02	<0.02	<0.02	<0.02	<0.05	<0.05	<0.05	<0.05	<0.05	<0.02	<0.05	<0.02	<0.05	<0.05	<0.02	<0.05
SW018	28 May 2024	0902_SW018_240528	Normal	NSW_0902_PFASOMP_24	<0.01	<0.01	0.02	0.02	0.02	<0.02	<0.02	<0.02	<0.02	<0.1	<0.02	<0.02	<0.02	<0.02	<0.02	<0.02	<0.02	<0.02	<0.05	<0.05	<0.05	<0.05	<0.05	<0.02	<0.05	<0.02	<0.05	<0.05	<0.02	<0.05
SW019	04 Jul 2017	0902_SW019_040717	Normal	NSW_0902_PFAS	0.02	*0.07*	0.04	0.11	0.15	<0.02	<0.02	<0.02	<0.02	<0.1	<0.02	0.02	<0.02	<0.02	<0.02	<0.02	<0.02	<0.02	<0.05	<0.05	<0.05	<0.05	<0.05	<0.02	<0.05	<0.02	<0.05	<0.05	<0.02	<0.05
SW019	15 Jan 2018	0902_SW019_180115	Normal	NSW_0902_PFAS	<0.01	*0.02*	<0.02	0.02	0.02	<0.02	<0.02	<0.02	<0.02	<0.1	<0.02	<0.02	<0.02	<0.02	<0.02	<0.02	<0.02	<0.02	<0.05	<0.05	<0.05	<0.05	<0.05	<0.02	<0.05	<0.02	<0.05	<0.05	<0.02	<0.05
SW019	25 Nov 2019	0902_SW019_191125	Normal	NSW_0902_PFASOMP	0.02	*0.03*	0.02	0.05	0.10	<0.02	<0.02	<0.02	<0.02	<0.1	<0.02	0.03	<0.02	<0.02	<0.02	<0.02	<0.02	<0.02	<0.05	<0.05	<0.05	<0.05	<0.05	<0.02	<0.05	<0.02	<0.05	<0.05	<0.02	<0.05
SW019	15 May 2020	0902_SW019_200515	Normal	NSW_0902_PFASOMP	0.01	*0.04*	0.03	0.07	0.11	0.03	<0.02	<0.02	<0.02	<0.1	<0.02	<0.02	<0.02	<0.02	<0.02	<0.02	<0.02	<0.02	<0.05	<0.05	<0.05	<0.05	<0.05	<0.02	<0.05	<0.02	<0.05	<0.05	<0.02	<0.05
SW019	13 Nov 2020	0902_SW019_201113	Normal	NSW_0902_PFASOMP	<0.01	*0.03*	<0.02	0.03	0.03	<0.02	<0.02	<0.02	<0.02	<0.1	<0.02	<0.02	<0.02	<0.02	<0.02	<0.02	<0.02	<0.02	<0.05	<0.05	<0.05	<0.05	<0.05	<0.02	<0.05	<0.02	<0.05	<0.05	<0.02	<0.05
SW019	07 May 2021	0902_SW019_210507	Normal	NSW_0902_PFASOMP	<0.01	*0.04*	0.03	0.07	0.07	<0.02	<0.02	<0.02	<0.02	<0.1	<0.02	<0.02	<0.02	<0.02	<0.02	<0.02	<0.02	<0.02	<0.05	<0.05	<0.05	<0.05	<0.05	<0.02	<0.05	<0.02	<0.05	<0.05	<0.02	<0.05
SW019	29 Nov 2021	0902_SW019_211129	Normal	NSW_0902_PFASOMP	<0.01	*0.02*	0.01	0.03	0.03	<0.02	<0.02	<0.02	<0.02	<0.1	<0.02	<0.02	<0.02	<0.02	<0.02	<0.02	<0.02	<0.02	<0.05	<0.05	<0.05	<0.05	<0.05	<0.02	<0.05	<0.02	<0.05	<0.05	<0.02	<0.05
SW019	31 May 2022	0902_SW019_220531	Normal	NSW_0902_PFASOMP	<0.01	*0.04*	0.03	0.07	0.07	<0.02	<0.02	<0.02	<0.02	<0.1	<0.02	<0.02	<0.02	<0.02	<0.02	<0.02	<0.02	<0.02	<0.05	<0.05	<0.05	<0.05	<0.05	<0.02	<0.05	<0.02	<0.05	<0.05	<0.02	<0.05
SW019	31 May 2022	0902_QC111_220531	Field_D	NSW_0902_PFASOMP	<0.01	*0.03*	0.03	0.06	0.06	<0.02	<0.02	<0.02	<0.02	<0.1	<0.02	<0.02	<0.02	<0.02	<0.02	<0.02	<0.02	<0.02	<0.05	<0.05	<0.05	<0.05	<0.05	<0.02	<0.05	<0.02	<0.05	<0.05	<0.02	<0.05
SW019	07 Nov 2022	0902_SW019_221107	Normal	NSW_0902_PFASOMP	0.01	*0.05*	0.04	0.09	0.10	<0.02	<0.02	<0.02	<0.02	<0.1	<0.02	<0.02	<0.02	<0.02	<0.02	<0.02	<0.02	<0.02	<0.05	<0.05	<0.05	<0.05	<0.05	<0.02	<0.05	<0.02	<0.05	<0.05	<0.02	<0.05
SW019	07 Nov 2022	0902_QC109_221107	Field_D	NSW_0902_PFASOMP	<0.01	*0.04*	0.04	0.08	0.08	<0.02	<0.02	<0.02	<0.02	<0.1	<0.02	<0.02	<0.02	<0.02	<0.02	<0.02	<0.02	<0.02	<0.05	<0.05	<0.05	<0.05	<0.05	<0.02	<0.05	<0.02	<0.05	<0.05	<0.02	<0.05
SW019	07 Nov 2022	0902_QC209_221107	Interlab_D	NSW_0902_PFASOMP	<0.01	*0.04*	0.03	0.07	0.12	<0.01	<0.01	<0.01	<0.02	0.04	<0.02	0.01	<0.01	<0.01	<0.02	<0.02	<0.05	<0.1	<0.5	<0.01	<0.01	<0.02	<0.02	<0.1	<0.05	<0.02	<0.05	<0.1	<0.02	<0.5
SW019	10 May 2023	0902_SW019_230510	Normal	NSW_0902_PFASOMP_23	<0.01	*0.03*	0.02	0.05	0.05	<0.02	<0.02	<0.02	<0.02	<0.1	<0.02	<0.02	<0.02	<0.02	<0.02	<0.02	<0.02	<0.02	<0.05	<0.05	<0.05	<0.05	<0.05	<0.02	<0.05	<0.02	<0.05	<0.05	<0.02	<0.05
SW019	27 Nov 2023	0902_SW019_231127	Normal	NSW_0902_PFASOMP_23	<0.01	*0.03*	0.02	0.05	0.08	<0.02	<0.02	<0.02	<0.02	<0.1	<0.02	0.03	<0.02	<0.02	<0.02	<0.02	<0.02	<0.02	<0.05	<0.05	<0.05	<0.05	<0.05	<0.02	<0.05	<0.02	<0.05	<0.05	<0.02	<0.05
SW019	28 May 2024	0902_SW019_240528	Normal	NSW_0902_PFASOMP_24	<0.01	*0.02*	0.02	0.04	0.04	<0.02	<0.02	<0.02	<0.02	<0.1	<0.02	<0.02	<0.02	<0.02	<0.02	<0.02	<0.02	<0.02	<0.05	<0.05	<0.05	<0.05	<0.05	<0.02	<0.05	<0.02	<0.05	<0.05	<0.02	<0.05
SW020	13 Nov 2017	0902_SW20_131117	Normal	NSW_0902_PFAS	0.02	*0.06*	0.02	0.08	0.12	<0.02	<0.02	<0.02	<0.02	<0.1	<0.02	0.02	<0.02	<0.02	<0.02	<0.02	<0.02	<0.02	<0.05	<0.05	<0.05	<0.05	<0.05	<0.02	<0.05	<0.02	<0.05	<0.05	<0.02	<0.05
SW020	15 Jan 2018	0902_SW020_180115	Normal	NSW_0902_PFAS	0.03	*0.06*	<0.02	0.06	0.11	<0.02	<0.02	<0.02	<0.02	<0.1	<0.02	0.02	<0.02	<0.02	<0.02	<0.02	<0.02	<0.02	<0.05	<0.05	<0.05	<0.05	<0.05	<0.02	<0.05	<0.02	<0.05	<0.05	<0.02	<0.05
SW020	25 Nov 2019	0902_SW020_191125	Normal	NSW_0902_PFASOMP	0.02	*0.05*	0.02	0.07	0.11	<0.02	<0.02	<0.02	<0.02	<0.1	<0.02	0.02	<0.02	<0.02	<0.02	<0.02	<0.02	<0.02	<0.05	<0.05	<0.05	<0.05	<0.05	<0.02	<0.05	<0.02	<0.05	<0.05	<0.02	<0.05
SW020	15 May 2020	0902_SW020_200515	Normal	NSW_0902_PFASOMP	0.01	*0.07*	0.03	0.10	0.14	0.03	<0.02	<0.02	<0.02	<0.1	<0.02	<0.02	<0.02	<0.02	<0.02	<0.02	<0.02	<0.02	<0.05	<0.05	<0.05	<0.05	<0.05	<0.02	<0.05	<0.02	<0.05	<0.05	<0.02	<0.05
SW020	13 Nov 2020	0902_SW020_201113	Normal	NSW_0902_PFASOMP	<0.01	*0.03*	<0.02	0.03	0.03	<0.02	<0.02	<0.02	<0.02	<0.1	<0.02	<0.02	<0.02	<0.02	<0.02	<0.02	<0.02	<0.02	<0.05	<0.05	<0.05	<0.05	<0.05	<0.02	<0.05	<0.02	<0.05	<0.05	<0.02	<0.05
SW020	07 May 2021	0902_SW020_210507	Normal	NSW_0902_PFASOMP	0.01	*0.17*	0.02	0.19	0.20	<0.02	<0.02	<0.02	<0.02	<0.1	<0.02	<0.02	<0.02	<0.02	<0.02	<0.02	<0.02	<0.02	<0.05	<0.05	<0.05	<0.05	<0.05	<0.02	<0.05	<0.02	<0.05	<0.05	<0.02	<0.05
SW020	29 Nov 2021	0902_SW020_211129	Normal	NSW_0902_PFASOMP	<0.01	*0.02*	0.01	0.03	0.03	<0.02	<0.02	<0.02	<0.02	<0.1	<0.02	<0.02	<0.02	<0.02	<0.02	<0.02	<0.02	<0.02	<0.05	<0.05	<0.05	<0.05	<0.05	<0.02	<0.05	<0.02	<0.05	<0.05	<0.02	<0.05
SW020	31 May 2022	0902_SW020_220531	Normal	NSW_0902_PFASOMP	0.01	*0.07*	0.04	0.11	0.12	<0.02	<0.02	<0.02	<0.02	<0.1	<0.02	<0.02	<0.02	<0.02	<0.02	<0.02	<0.02	<0.02	<0.05	<0.05	<0.05	<0.05	<0.05	<0.02	<0.05	<0.02	<0.05	<0.05	<0.02	<0.05
SW020	07 Nov 2022	0902_SW020_221107	Normal	NSW_0902_PFASOMP	0.01	*0.06*	0.04	0.10	0.13	0.02	<0.02	<0.02	<0.02	<0.1	<0.02	<0.02	<0.02	<0.02	<0.02	<0.02	<0.02	<0.02	<0.05	<0.05	<0.05	<0.05	<0.05	<0.02	<0.05	<0.02	<0.05	<0.05	<0.02	<0.05
SW020	10 May 2023	0902_SW020_230510	Normal	NSW_0902_PFASOMP_23	<0.01	*0.04*	0.02	0.06	0.06	<0.02	<0.02	<0.02	<0.02	<0.1	<0.02	<0.02	<0.02	<0.02	<0.02	<0.02	<0.02	<0.02	<0.05	<0.05	<0.05	<0.05	<0.05	<0.02	<0.05	<0.02	<0.05	<0.05	<0.02	<0.05
SW020	27 Nov 2023	0902_SW020_231127	Normal	NSW_0902_PFASOMP_23	0.01	*0.03*	0.02	0.05	0.08	<0.02	<0.02	<0.02	<0.02	<0.1	<0.02	0.02	<0.02	<0.02	<0.02	<0.02	<0.02	<0.02	<0.05	<0.05	<0.05	<0.05	<0.05	<0.02	<0.05	<0.02	<0.05	<0.05	<0.02	<0.05
SW020	23 May 2024	0902_SW020_240523	Normal	NSW_0902_PFASOMP_24	<0.01	*0.02*	0.02	0.04	0.04	<0.02	<0.02	<0.02	<0.02	<0.1	<0.02	<0.02	<0.02	<0.02	<0.02	<0.02	<0.02	<0.02	<0.05	<0.05	<0.05	<0.05	<0.05	<0.02	<0.05	<0.02	<0.05	<0.05	<0.02	<0.05
SW022	13 Nov 2017	0902_SW22_131117	Normal	NSW_0902_PFAS	0.01	*0.14*	0.05	0.19	0.31	<0.02	0.03	<0.02	<0.02	<0.1	<0.02	0.08	<0.02	<0.02	<0.02	<0.02	<0.02	<0.02	<0.05	<0.05	<0.05	<0.05	<0.05	<0.02	<0.05	<0.02	<0.05	<0.05	<0.02	<0.05
SW022	15 Jan 2018	0902_SW022_180115	Normal	NSW_0902_PFAS	0.01	*0.04*	<0.02	0.04	0.10	<0.02	<0.02	<0.02	<0.02	<0.1	0.02	0.03	<0.02	<0.02	<0.02	<0.02	<0.02	<0.02	<0.05	<0.05	<0.05	<0.05	<0.05	<0.02	<0.05	<0.02	<0.05	<0.05	<0.02	<0.05
SW022	15 Nov 2019	0902_SW022_191115	Normal	NSW_0902_PFASOMP	0.04	*0.03*	<0.02	0.03	0.11	<0.02	<0.02	<0.02	<0.02	<0.1	<0.02	0.04	<0.02	<0.02	<0.02	<0.02	<0.02	<0.02	<0.05	<0.05	<0.05	<0.05	<0.05	<0.02	<0.05	<0.02	<0.05	<0.05	<0.02	<0.05

Table T9 - Historical Surface Water Analytical Results

					PFAS					PFAS - Perfluoroalkyl Sulfonic Acids				PFAS - Perfluoroalkyl Carboxylic Acids										PFAS - (n:2) Fluorotelomer Sulfonic Acids				PFAS - Perfluoroalkyl Sulfonamides						
					Perfluorooctanoic acid (PFOA)	Perfluorooctane sulfonic acid (PFOS)	Perfluorohexane sulfonic acid (PFHxS)	Sum of PFHxS and PFOS	Sum of PFAS	Perfluorobutane sulfonic acid (PFBS)	Perfluoropentane sulfonic acid (PFPeS)	Perfluoroheptane sulfonic acid (PFHpS)	Perfluorodecane sulfonic acid (PFDS)	Perfluorobutanoic acid (PFBA)	Perfluoropentanoic acid (PFPeA)	Perfluorohexanoic acid (PFHxA)	Perfluoroheptanoic acid (PFHpA)	Perfluorononanoic acid (PFNA)	Perfluorodecanoic acid (PFDA)	PerfluorounDecanoic acid (PFUnDA)	Perfluorododecanoic acid (PFDoDA)	Perfluorotridecanoic acid (PFTrDA)	Perfluorotetradecanoic acid (PFTeDA)	4:2 Fluorotelomer sulfonic acid (4:2 FTS)	6:2 Fluorotelomer sulfonic acid (6:2 FTS)	8:2 Fluorotelomer sulfonic acid (8:2 FTS)	10:2 Fluorotelomer sulfonic acid (10:2 FTS)	Perfluorooctane sulfonamide (FOSA)	N-Methyl perfluorooctane sulfonamide (MeFOSA)	N-Methyl perfluorooctane sulfonamidoacetic acid (MeFOSAA)	N-methyl perfluorooctane sulfonamidoethanol (MeFOSE)	N-Ethyl perfluorooctane sulfonamide (EtFOSA)	N-Ethyl perfluorooctane sulfonamidoacetic acid (EtFOSAA)	N-Ethyl perfluorooctane sulfonamidoethanol (EtFOSE)
					µg/L	µg/L	µg/L	µg/L	µg/L	µg/L	µg/L	µg/L	µg/L	µg/L	µg/L	µg/L	µg/L	µg/L	µg/L	µg/L	µg/L	µg/L	µg/L	µg/L	µg/L	µg/L	µg/L	µg/L	µg/L	µg/L	µg/L	µg/L	µg/L	µg/L
LOR					0.01	0.01	0.01	0.01	0.01	0.01	0.01	0.01	0.01	0.02	0.02	0.01	0.01	0.01	0.01	0.01	0.02	0.02	0.01	0.01	0.01	0.01	0.01	0.02	0.01	0.05	0.02	0.01	0.05
PFAS NEMP 2020 Recreational Water					**10**			**2**																									
PFAS NEMP 2020 Freshwater 99%					*19*	*0.00023*																											
Location Code	**Date**	**Field ID**	**Sample Type**	**Project ID**																													
SW022	15 Nov 2019	0902_QC109_191115	Field_D	NSW_0902_PFASOMP	0.04	*0.04*	<0.02	0.04	0.14	<0.02	<0.02	<0.02	<0.02	<0.1	<0.02	0.04	<0.02	<0.02	0.02	<0.02	<0.02	<0.02	<0.05	<0.05	<0.05	<0.05	<0.05	<0.02	<0.05	<0.02	<0.05	<0.05	<0.02	<0.05
SW022	15 May 2020	0902_SW022_200515	Normal	NSW_0902_PFASOMP	0.02	*0.03*	<0.02	0.03	0.05	<0.02	<0.02	<0.02	<0.02	<0.1	<0.02	<0.02	<0.02	<0.02	<0.02	<0.02	<0.02	<0.02	<0.05	<0.05	<0.05	<0.05	<0.05	<0.02	<0.05	<0.02	<0.05	<0.05	<0.02	<0.05
SW022	13 Nov 2020	0902_SW022_201113	Normal	NSW_0902_PFASOMP	<0.01	*0.02*	<0.02	0.02	0.02	<0.02	<0.02	<0.02	<0.02	<0.1	<0.02	<0.02	<0.02	<0.02	<0.02	<0.02	<0.02	<0.02	<0.05	<0.05	<0.05	<0.05	<0.05	<0.02	<0.05	<0.02	<0.05	<0.05	<0.02	<0.05
SW022	05 May 2021	0902_SW022_210505	Normal	NSW_0902_PFASOMP	<0.01	*0.02*	<0.02	0.02	0.02	<0.02	<0.02	<0.02	<0.02	<0.1	<0.02	<0.02	<0.02	<0.02	<0.02	<0.02	<0.02	<0.02	<0.05	<0.05	<0.05	<0.05	<0.05	<0.02	<0.05	<0.02	<0.05	<0.05	<0.02	<0.05
SW022	29 Nov 2021	0902_SW022_211129	Normal	NSW_0902_PFASOMP	<0.01	*0.03*	0.02	0.05	0.05	<0.02	<0.02	<0.02	<0.02	<0.1	<0.02	<0.02	<0.02	<0.02	<0.02	<0.02	<0.02	<0.02	<0.05	<0.05	<0.05	<0.05	<0.05	<0.02	<0.05	<0.02	<0.05	<0.05	<0.02	<0.05
SW022	30 May 2022	0902_SW022_220530	Normal	NSW_0902_PFASOMP	<0.01	*0.04*	0.07	0.11	0.11	<0.02	<0.02	<0.02	<0.02	<0.1	<0.02	<0.02	<0.02	<0.02	<0.02	<0.02	<0.02	<0.02	<0.05	<0.05	<0.05	<0.05	<0.05	<0.02	<0.05	<0.02	<0.05	<0.05	<0.02	<0.05
SW022	30 May 2022	0902_QC209_220530	Interlab_D	NSW_0902_PFASOMP	<0.01	*0.03*	0.05	0.07	0.12	<0.01	<0.01	<0.01	<0.02	0.04	<0.02	<0.01	<0.01	<0.01	<0.02	<0.02	<0.05	<0.1	<0.5	<0.01	<0.01	<0.02	<0.02	<0.1	<0.05	<0.02	<0.05	<0.1	<0.02	<0.5
SW022	03 Nov 2022	0902_SW022_221103	Normal	NSW_0902_PFASOMP	0.01	*0.05*	0.20	0.25	0.42	0.04	0.04	<0.02	<0.02	<0.1	<0.02	0.08	<0.02	<0.02	<0.02	<0.02	<0.02	<0.02	<0.05	<0.05	<0.05	<0.05	<0.05	<0.02	<0.05	<0.02	<0.05	<0.05	<0.02	<0.05
SW022	03 Nov 2022	0902_QC104_221103	Field_D	NSW_0902_PFASOMP	0.01	*0.04*	0.19	0.23	0.39	0.04	0.04	<0.02	<0.02	<0.1	<0.02	0.07	<0.02	<0.02	<0.02	<0.02	<0.02	<0.02	<0.05	<0.05	<0.05	<0.05	<0.05	<0.02	<0.05	<0.02	<0.05	<0.05	<0.02	<0.05
SW022	09 May 2023	0902_SW022_230509	Normal	NSW_0902_PFASOMP_23	<0.01	*0.04*	0.07	0.11	0.11	<0.02	<0.02	<0.02	<0.02	<0.1	<0.02	<0.02	<0.02	<0.02	<0.02	<0.02	<0.02	<0.02	<0.05	<0.05	<0.05	<0.05	<0.05	<0.02	<0.05	<0.02	<0.05	<0.05	<0.02	<0.05
SW022	09 May 2023	0902_QC105_230509	Field_D	NSW_0902_PFASOMP_23	<0.01	*0.02*	0.05	0.07	0.07	<0.02	<0.02	<0.02	<0.02	<0.1	<0.02	<0.02	<0.02	<0.02	<0.02	<0.02	<0.02	<0.02	<0.05	<0.05	<0.05	<0.05	<0.05	<0.02	<0.05	<0.02	<0.05	<0.05	<0.02	<0.05
SW022	09 May 2023	0902_QC205_230509	Interlab_D	NSW_0902_PFASOMP_23	<0.01	*0.04*	0.08	0.11	0.14	0.01	<0.01	<0.01	<0.02	<0.02	<0.02	0.02	<0.01	<0.01	<0.02	<0.02	<0.05	<0.1	<0.5	<0.01	<0.01	<0.02	<0.02	<0.1	<0.05	<0.02	<0.05	<0.1	<0.02	<0.5
SW022	24 Nov 2023	0902_SW022_231124	Normal	NSW_0902_PFASOMP_23	0.02	*0.07*	0.27	0.34	0.59	0.06	0.04	<0.02	<0.02	<0.1	0.03	0.10	<0.02	<0.02	<0.02	<0.02	<0.02	<0.02	<0.05	<0.05	<0.05	<0.05	<0.05	<0.02	<0.05	<0.02	<0.05	<0.05	<0.02	<0.05
SW022	23 May 2024	0902_SW022_240523	Normal	NSW_0902_PFASOMP_24	<0.01	*0.04*	0.05	0.09	0.09	<0.02	<0.02	<0.02	<0.02	<0.1	<0.02	<0.02	<0.02	<0.02	<0.02	<0.02	<0.02	<0.02	<0.05	<0.05	<0.05	<0.05	<0.05	<0.02	<0.05	<0.02	<0.05	<0.05	<0.02	<0.05
SW023	13 Nov 2017	0902_SW23_131117	Normal	NSW_0902_PFAS	0.02	*0.38*	0.10	0.48	0.58	<0.02	0.03	<0.02	<0.02	<0.1	<0.02	0.05	<0.02	<0.02	<0.02	<0.02	<0.02	<0.02	<0.05	<0.05	<0.05	<0.05	<0.05	<0.02	<0.05	<0.02	<0.05	<0.05	<0.02	<0.05
SW023	13 Nov 2017	0902_QC181_131117	Field_D	NSW_0902_PFAS	0.02	*0.38*	0.10	0.48	0.56	<0.02	<0.02	<0.02	<0.02	<0.1	<0.02	0.06	<0.02	<0.02	<0.02	<0.02	<0.02	<0.02	<0.05	<0.05	<0.05	<0.05	<0.05	<0.02	<0.05	<0.02	<0.05	<0.05	<0.02	<0.05
SW023	15 Jan 2018	0902_SW023_180115	Normal	NSW_0902_PFAS	0.03	*0.49*	0.19	0.68	0.83	0.03	0.02	<0.02	<0.02	<0.1	<0.02	0.07	<0.02	<0.02	<0.02	<0.02	<0.02	<0.02	<0.05	<0.05	<0.05	<0.05	<0.05	<0.02	<0.05	<0.02	<0.05	<0.05	<0.02	<0.05
SW023	15 Jan 2018	0902_QC112_180115	Field_D	NSW_0902_PFAS	0.03	*0.54*	0.20	0.74	0.88	0.02	0.02	<0.02	<0.02	<0.1	<0.02	0.07	<0.02	<0.02	<0.02	<0.02	<0.02	<0.02	<0.05	<0.05	<0.05	<0.05	<0.05	<0.02	<0.05	<0.02	<0.05	<0.05	<0.02	<0.05
SW023	11 Nov 2019	0902_SW023_191111	Normal	NSW_0902_PFASOMP	0.01	*0.23*	0.06	0.29	0.33	<0.02	<0.02	<0.02	<0.02	<0.1	<0.02	0.03	<0.02	<0.02	<0.02	<0.02	<0.02	<0.02	<0.05	<0.05	<0.05	<0.05	<0.05	<0.02	<0.05	<0.02	<0.05	<0.05	<0.02	<0.05
SW023	15 May 2020	0902_SW023_200515	Normal	NSW_0902_PFASOMP	0.01	*0.10*	0.06	0.16	0.19	0.02	<0.02	<0.02	<0.02	<0.1	<0.02	<0.02	<0.02	<0.02	<0.02	<0.02	<0.02	<0.02	<0.05	<0.05	<0.05	<0.05	<0.05	<0.02	<0.05	<0.02	<0.05	<0.05	<0.02	<0.05
SW023	13 Nov 2020	0902_SW023_201113	Normal	NSW_0902_PFASOMP	<0.01	*0.07*	0.03	0.10	0.10	<0.02	<0.02	<0.02	<0.02	<0.1	<0.02	<0.02	<0.02	<0.02	<0.02	<0.02	<0.02	<0.02	<0.05	<0.05	<0.05	<0.05	<0.05	<0.02	<0.05	<0.02	<0.05	<0.05	<0.02	<0.05
SW023	06 May 2021	0902_SW023_210506	Normal	NSW_0902_PFASOMP	0.08	*1.66*	0.81	**2.47**	3.16	0.11	0.12	0.08	<0.02	<0.1	0.05	0.21	0.04	<0.02	<0.02	<0.02	<0.02	<0.02	<0.05	<0.05	<0.05	<0.05	<0.05	<0.02	<0.05	<0.02	<0.05	<0.05	<0.02	<0.05
SW023	25 Nov 2021	0902_SW023_211125	Normal	NSW_0902_PFASOMP	0.01	*0.30*	0.13	0.43	0.51	0.02	<0.02	<0.02	<0.02	<0.1	<0.02	0.05	<0.02	<0.02	<0.02	<0.02	<0.02	<0.02	<0.05	<0.05	<0.05	<0.05	<0.05	<0.02	<0.05	<0.02	<0.05	<0.05	<0.02	<0.05
SW023	25 Nov 2021	0902_QC108_211125	Field_D	NSW_0902_PFASOMP	0.01	*0.29*	0.12	0.41	0.48	0.02	<0.02	<0.02	<0.02	<0.1	<0.02	0.04	<0.02	<0.02	<0.02	<0.02	<0.02	<0.02	<0.05	<0.05	<0.05	<0.05	<0.05	<0.02	<0.05	<0.02	<0.05	<0.05	<0.02	<0.05
SW023	31 May 2022	0902_SW023_220531	Normal	NSW_0902_PFASOMP	0.03	*0.46*	0.37	0.83	1.06	0.05	0.04	<0.02	<0.02	<0.1	0.03	0.08	<0.02	<0.02	<0.02	<0.02	<0.02	<0.02	<0.05	<0.05	<0.05	<0.05	<0.05	<0.02	<0.05	<0.02	<0.05	<0.05	<0.02	<0.05
SW023	07 Nov 2022	0902_SW023_221107	Normal	NSW_0902_PFASOMP	0.02	*0.29*	0.17	0.46	0.57	0.03	0.02	<0.02	<0.02	<0.1	<0.02	0.04	<0.02	<0.02	<0.02	<0.02	<0.02	<0.02	<0.05	<0.05	<0.05	<0.05	<0.05	<0.02	<0.05	<0.02	<0.05	<0.05	<0.02	<0.05
SW023	07 Nov 2022	0902_QC204_221107	Interlab_D	NSW_0902_PFASOMP	0.01	*0.22*	0.16	0.38	0.52	0.03	0.02	<0.01	<0.02	0.05	<0.02	0.03	<0.01	<0.01	<0.02	<0.02	<0.05	<0.1	<0.5	<0.01	<0.01	<0.02	<0.02	<0.1	<0.05	<0.02	<0.05	<0.1	<0.02	<0.5
SW023	10 May 2023	0902_SW023_230510	Normal	NSW_0902_PFASOMP_23	0.01	*0.17*	0.08	0.25	0.28	<0.02	<0.02	<0.02	<0.02	<0.1	<0.02	0.02	<0.02	<0.02	<0.02	<0.02	<0.02	<0.02	<0.05	<0.05	<0.05	<0.05	<0.05	<0.02	<0.05	<0.02	<0.05	<0.05	<0.02	<0.05
SW023	24 Nov 2023	0902_SW023_231124	Normal	NSW_0902_PFASOMP_23	0.01	*0.27*	0.14	0.41	0.51	<0.02	<0.02	<0.02	<0.02	<0.1	<0.02	0.04	<0.02	<0.02	<0.02	<0.02	<0.02	<0.02	<0.05	<0.05	0.05	<0.05	<0.05	<0.02	<0.05	<0.02	<0.05	<0.05	<0.02	<0.05
SW023	28 May 2024	0902_SW023_240528	Normal	NSW_0902_PFASOMP_24	<0.01	*0.07*	0.07	0.14	0.14	<0.02	<0.02	<0.02	<0.02	<0.1	<0.02	<0.02	<0.02	<0.02	<0.02	<0.02	<0.02	<0.02	<0.05	<0.05	<0.05	<0.05	<0.05	<0.02	<0.05	<0.02	<0.05	<0.05	<0.02	<0.05
SW024	13 Nov 2017	0902_SW24_131117	Normal	NSW_0902_PFAS	<0.01	*0.04*	<0.02	0.04	0.04	<0.02	<0.02	<0.02	<0.02	<0.1	<0.02	<0.02	<0.02	<0.02	<0.02	<0.02	<0.02	<0.02	<0.05	<0.05	<0.05	<0.05	<0.05	<0.02	<0.05	<0.02	<0.05	<0.05	<0.02	<0.05
SW024	19 Jan 2018	0902_SW024_190118	Normal	NSW_0902_PFAS	<0.01	<0.01	<0.02	<0.01	<0.01	<0.02	<0.02	<0.02	<0.02	<0.1	<0.02	<0.02	<0.02	<0.02	<0.02	<0.02	<0.02	<0.02	<0.05	<0.05	<0.05	<0.05	<0.05	<0.02	<0.05	<0.02	<0.05	<0.05	<0.02	<0.05
SW024	15 Nov 2019	0902_SW024_191115	Normal	NSW_0902_PFASOMP	<0.01	<0.01	<0.02	<0.01	<0.01	<0.02	<0.02	<0.02	<0.02	<0.1	<0.02	<0.02	<0.02	<0.02	<0.02	<0.02	<0.02	<0.02	<0.05	<0.05	<0.05	<0.05	<0.05	<0.02	<0.05	<0.02	<0.05	<0.05	<0.02	<0.05
SW024	14 May 2020	0902_SW024_200514	Normal	NSW_0902_PFASOMP	<0.01	<0.01	<0.02	<0.01	<0.01	<0.02	<0.02	<0.02	<0.02	<0.1	<0.02	<0.02	<0.02	<0.02	<0.02	<0.02	<0.02	<0.02	<0.05	<0.05	<0.05	<0.05	<0.05	<0.02	<0.05	<0.02	<0.05	<0.05	<0.02	<0.05
SW024	12 Nov 2020	0902_SW024_201112	Normal	NSW_0902_PFASOMP	<0.01	<0.01	<0.02	<0.01	<0.01	<0.02	<0.02	<0.02	<0.02	<0.1	<0.02	<0.02	<0.02	<0.02	<0.02	<0.02	<0.02	<0.02	<0.05	<0.05	<0.05	<0.05	<0.05	<0.02	<0.05	<0.02	<0.05	<0.05	<0.02	<0.05
SW024	05 May 2021	0902_SW024_210505	Normal	NSW_0902_PFASOMP	<0.01	<0.01	<0.02	<0.01	<0.01	<0.02	<0.02	<0.02	<0.02	<0.1	<0.02	<0.02	<0.02	<0.02	<0.02	<0.02	<0.02	<0.02	<0.05	<0.05	<0.05	<0.05	<0.05	<0.02	<0.05	<0.02	<0.05	<0.05	<0.02	<0.05
SW024	26 Nov 2021	0902_SW024_211126	Normal	NSW_0902_PFASOMP	<0.01	*0.01*	<0.01	0.01	0.01	<0.02	<0.02	<0.02	<0.02	<0.1	<0.02	<0.02	<0.02	<0.02	<0.02	<0.02	<0.02	<0.02	<0.05	<0.05	<0.05	<0.05	<0.05	<0.02	<0.05	<0.02	<0.05	<0.05	<0.02	<0.05
SW024	31 May 2022	0902_SW024_220531	Normal	NSW_0902_PFASOMP	<0.01	<0.01	<0.01	<0.01	<0.01	<0.02	<0.02	<0.02	<0.02	<0.1	<0.02	<0.02	<0.02	<0.02	<0.02	<0.02	<0.02	<0.02	<0.05	<0.05	<0.05	<0.05	<0.05	<0.02	<0.05	<0.02	<0.05	<0.05	<0.02	<0.05
SW024	31 May 2022	0902_QC212_220531	Interlab_D	NSW_0902_PFASOMP	<0.01	<0.01	<0.01	<0.01	<0.01	<0.01	<0.01	<0.01	<0.02	<0.02	<0.02	<0.01	<0.01	<0.01	<0.02	<0.02	<0.05	<0.1	<0.5	<0.01	<0.01	<0.02	<0.02	<0.1	<0.05	<0.02	<0.05	<0.1	<0.02	<0.5
SW024	03 Nov 2022	0902_SW024_221103	Normal	NSW_0902_PFASOMP	<0.01	<0.01	<0.01	<0.01	<0.01	<0.02	<0.02	<0.02	<0.02	<0.1	<0.02	<0.02	<0.02	<0.02	<0.02	<0.02	<0.02	<0.02	<0.05	<0.05	<0.05	<0.05	<0.05	<0.02	<0.05	<0.02	<0.05	<0.05	<0.02	<0.05
SW024	09 May 2023	0902_SW024_230509	Normal	NSW_0902_PFASOMP_23	<0.01	<0.01	<0.01	<0.01	<0.01	<0.02	<0.02	<0.02	<0.02	<0.1	<0.02	<0.02	<0.02	<0.02	<0.02	<0.02	<0.02	<0.02	<0.05	<0.05	<0.05	<0.05	<0.05	<0.02	<0.05	<0.02	<0.05	<0.05	<0.02	<0.05

Table T9 - Historical Surface Water Analytical Results

					PFAS					PFAS - Perfluoroalkyl Sulfonic Acids				PFAS - Perfluoroalkyl Carboxylic Acids										PFAS - (n:2) Fluorotelomer Sulfonic Acids				PFAS - Perfluoroalkyl Sulfonamides						
					Perfluorooctanoic acid (PFOA)	Perfluorooctane sulfonic acid (PFOS)	Perfluorohexane sulfonic acid (PFHxS)	Sum of PFHxS and PFOS	Sum of PFAS	Perfluorobutane sulfonic acid (PFBS)	Perfluoropentane sulfonic acid (PFPeS)	Perfluoroheptane sulfonic acid (PFHpS)	Perfluorodecane sulfonic acid (PFDS)	Perfluorobutanoic acid (PFBA)	Perfluoropentanoic acid (PFPeA)	Perfluorohexanoic acid (PFHxA)	Perfluoroheptanoic acid (PFHpA)	Perfluorononanoic acid (PFNA)	Perfluorodecanoic acid (PFDA)	PerfluorounDecanoic acid (PFUnDA)	Perfluorododecanoic acid (PFDoDA)	Perfluorotridecanoic acid (PFTrDA)	Perfluorotetradecanoic acid (PFTeDA)	4:2 Fluorotelomer sulfonic acid (4:2 FTS)	6:2 Fluorotelomer sulfonic acid (6:2 FTS)	8:2 Fluorotelomer sulfonic acid (8:2 FTS)	10:2 Fluorotelomer sulfonic acid (10:2 FTS)	Perfluorooctane sulfonamide (FOSA)	N-Methyl perfluorooctane sulfonamide (MeFOSA)	N-Methyl perfluorooctane sulfonamidoacetic acid (MeFOSAA)	N-methyl perfluorooctane sulfonamidoethanol (MeFOSE)	N-Ethyl perfluorooctane sulfonamide (EtFOSA)	N-Ethyl perfluorooctane sulfonamidoacetic acid (EtFOSAA)	N-Ethyl perfluorooctane sulfonamidoethanol (EtFOSE)
					µg/L	µg/L	µg/L	µg/L	µg/L	µg/L	µg/L	µg/L	µg/L	µg/L	µg/L	µg/L	µg/L	µg/L	µg/L	µg/L	µg/L	µg/L	µg/L	µg/L	µg/L	µg/L	µg/L	µg/L	µg/L	µg/L	µg/L	µg/L	µg/L	µg/L
LOR					0.01	0.01	0.01	0.01	0.01	0.01	0.01	0.01	0.01	0.02	0.02	0.01	0.01	0.01	0.01	0.01	0.02	0.02	0.01	0.01	0.01	0.01	0.01	0.02	0.01	0.05	0.02	0.01	0.05
PFAS NEMP 2020 Recreational Water					**10**			**2**																									
PFAS NEMP 2020 Freshwater 99%					*19*	*0.00023*																											
Location Code	**Date**	**Field ID**	**Sample Type**	**Project ID**																													
SW024	09 May 2023	0902_QC107_230509	Field_D	NSW_0902_PFASOMP_23	<0.01	<0.01	<0.01	<0.01	<0.01	<0.02	<0.02	<0.02	<0.02	<0.1	<0.02	<0.02	<0.02	<0.02	<0.02	<0.02	<0.02	<0.05	<0.05	<0.05	<0.05	<0.05	<0.02	<0.05	<0.02	<0.05	<0.05	<0.02	<0.05
SW024	09 May 2023	0902_QC207_230509	Interlab_D	NSW_0902_PFASOMP_23	<0.01	<0.01	<0.01	<0.01	<0.01	<0.01	<0.01	<0.01	<0.02	<0.02	<0.02	<0.01	<0.01	<0.01	<0.02	<0.02	<0.05	<0.1	<0.5	<0.01	<0.01	<0.02	<0.02	<0.1	<0.05	<0.02	<0.05	<0.1	<0.02	<0.5
SW024	27 Nov 2023	0902_SW024_231127	Normal	NSW_0902_PFASOMP_23	<0.01	<0.01	<0.01	<0.01	<0.01	<0.02	<0.02	<0.02	<0.02	<0.1	<0.02	<0.02	<0.02	<0.02	<0.02	<0.02	<0.02	<0.05	<0.05	<0.05	<0.05	<0.05	<0.02	<0.05	<0.02	<0.05	<0.05	<0.02	<0.05
SW024	23 May 2024	0902_SW024_240523	Normal	NSW_0902_PFASOMP_24	<0.01	<0.01	<0.01	<0.01	<0.01	<0.02	<0.02	<0.02	<0.02	<0.1	<0.02	<0.02	<0.02	<0.02	<0.02	<0.02	<0.02	<0.05	<0.05	<0.05	<0.05	<0.05	<0.02	<0.05	<0.02	<0.05	<0.05	<0.02	<0.05
SW030	17 Nov 2013	0902_QC280_131117	Interlab_D	NSW_0902_PFAS	<0.01	<0.01	<0.01	<0.01	<0.01	<0.01	<0.01	<0.01	<0.02	<0.02	<0.02	<0.01	<0.01	<0.01	<0.02	<0.02	<0.05	<0.1	<0.5	<0.01	<0.01	<0.01	<0.01	<0.1	<0.05	<0.02	<0.05	<0.1	<0.02	<0.5
SW030	13 Nov 2017	0902_SW30_131117	Normal	NSW_0902_PFAS	<0.01	*0.02*	<0.02	0.02	0.02	<0.02	<0.02	<0.02	<0.02	<0.1	<0.02	<0.02	<0.02	<0.02	<0.02	<0.02	<0.02	<0.05	<0.05	<0.05	<0.05	<0.05	<0.02	<0.05	<0.02	<0.05	<0.05	<0.02	<0.05
SW030	18 Jan 2018	0902_SW030_180118	Normal	NSW_0902_PFAS	<0.01	*0.01*	<0.02	0.01	0.01	<0.02	<0.02	<0.02	<0.02	<0.1	<0.02	<0.02	<0.02	<0.02	<0.02	<0.02	<0.02	<0.05	<0.05	<0.05	<0.05	<0.05	<0.02	<0.05	<0.02	<0.05	<0.05	<0.02	<0.05
SW030	27 Feb 2018	0902_SW030_270218	Normal	NSW_0902_PFAS	<0.01	*0.03*	<0.02	0.03	0.03	<0.02	<0.02	<0.02	<0.02	<0.1	<0.02	<0.02	<0.02	<0.02	<0.02	<0.02	<0.02	<0.05	<0.05	<0.05	<0.05	<0.05	<0.02	<0.05	<0.02	<0.05	<0.05	<0.02	<0.05
SW030	15 Nov 2019	0902_SW030_191115	Normal	NSW_0902_PFASOMP	<0.01	*0.01*	<0.02	0.01	0.01	<0.02	<0.02	<0.02	<0.02	<0.1	<0.02	<0.02	<0.02	<0.02	<0.02	<0.02	<0.02	<0.05	<0.05	<0.05	<0.05	<0.05	<0.02	<0.05	<0.02	<0.05	<0.05	<0.02	<0.05
SW030	15 May 2020	0902_SW030_200515	Normal	NSW_0902_PFASOMP	<0.01	<0.01	<0.02	<0.01	<0.01	<0.02	<0.02	<0.02	<0.02	<0.1	<0.02	<0.02	<0.02	<0.02	<0.02	<0.02	<0.02	<0.05	<0.05	<0.05	<0.05	<0.05	<0.02	<0.05	<0.02	<0.05	<0.05	<0.02	<0.05
SW030	13 Nov 2020	0902_SW030_201113	Normal	NSW_0902_PFASOMP	<0.01	<0.01	<0.02	<0.01	<0.01	<0.02	<0.02	<0.02	<0.02	<0.1	<0.02	<0.02	<0.02	<0.02	<0.02	<0.02	<0.02	<0.05	<0.05	<0.05	<0.05	<0.05	<0.02	<0.05	<0.02	<0.05	<0.05	<0.02	<0.05
SW030	07 May 2021	0902_SW030_210507	Normal	NSW_0902_PFASOMP	<0.01	*0.04*	0.02	0.06	0.06	<0.02	<0.02	<0.02	<0.02	<0.1	<0.02	<0.02	<0.02	<0.02	<0.02	<0.02	<0.02	<0.05	<0.05	<0.05	<0.05	<0.05	<0.02	<0.05	<0.02	<0.05	<0.05	<0.02	<0.05
SW030	29 Nov 2021	0902_SW030_211129	Normal	NSW_0902_PFASOMP	<0.01	<0.01	<0.01	<0.01	<0.01	<0.02	<0.02	<0.02	<0.02	<0.1	<0.02	<0.02	<0.02	<0.02	<0.02	<0.02	<0.02	<0.05	<0.05	<0.05	<0.05	<0.05	<0.02	<0.05	<0.02	<0.05	<0.05	<0.02	<0.05
SW030	31 May 2022	0902_SW030_220531	Normal	NSW_0902_PFASOMP	<0.01	<0.01	<0.01	<0.01	<0.01	<0.02	<0.02	<0.02	<0.02	<0.1	<0.02	<0.02	<0.02	<0.02	<0.02	<0.02	<0.02	<0.05	<0.05	<0.05	<0.05	<0.05	<0.02	<0.05	<0.02	<0.05	<0.05	<0.02	<0.05
SW030	31 May 2022	0902_QC112_220531	Field_D	NSW_0902_PFASOMP	<0.01	<0.01	<0.01	<0.01	<0.01	<0.02	<0.02	<0.02	<0.02	<0.1	<0.02	<0.02	<0.02	<0.02	<0.02	<0.02	<0.02	<0.05	<0.05	<0.05	<0.05	<0.05	<0.02	<0.05	<0.02	<0.05	<0.05	<0.02	<0.05
SW030	07 Nov 2022	0902_SW030_221107	Normal	NSW_0902_PFASOMP	<0.01	<0.01	<0.01	<0.01	<0.01	<0.02	<0.02	<0.02	<0.02	<0.1	<0.02	<0.02	<0.02	<0.02	<0.02	<0.02	<0.02	<0.05	<0.05	<0.05	<0.05	<0.05	<0.02	<0.05	<0.02	<0.05	<0.05	<0.02	<0.05
SW030	10 May 2023	0902_SW030_230510	Normal	NSW_0902_PFASOMP_23	<0.01	<0.01	<0.01	<0.01	<0.01	<0.02	<0.02	<0.02	<0.02	<0.1	<0.02	<0.02	<0.02	<0.02	<0.02	<0.02	<0.02	<0.05	<0.05	<0.05	<0.05	<0.05	<0.02	<0.05	<0.02	<0.05	<0.05	<0.02	<0.05
SW030	27 Nov 2023	0902_SW030_231127	Normal	NSW_0902_PFASOMP_23	<0.01	<0.01	<0.01	<0.01	<0.01	<0.02	<0.02	<0.02	<0.02	<0.1	<0.02	<0.02	<0.02	<0.02	<0.02	<0.02	<0.02	<0.05	<0.05	<0.05	<0.05	<0.05	<0.02	<0.05	<0.02	<0.05	<0.05	<0.02	<0.05
SW030	23 May 2024	0902_SW030_240523	Normal	NSW_0902_PFASOMP_24	<0.01	<0.01	<0.01	<0.01	<0.01	<0.02	<0.02	<0.02	<0.02	<0.1	<0.02	<0.02	<0.02	<0.02	<0.02	<0.02	<0.02	<0.05	<0.05	<0.05	<0.05	<0.05	<0.02	<0.05	<0.02	<0.05	<0.05	<0.02	<0.05
SW035	16 Nov 2017	0902_SW035_161117	Normal	NSW_0902_PFAS	<0.01	*0.01*	<0.02	0.01	0.01	<0.02	<0.02	<0.02	<0.02	<0.1	<0.02	<0.02	<0.02	<0.02	<0.02	<0.02	<0.02	<0.05	<0.05	<0.05	<0.05	<0.05	<0.02	<0.05	<0.02	<0.05	<0.05	<0.02	<0.05
SW035	15 Jan 2018	0902_SW035_180115	Normal	NSW_0902_PFAS	<0.01	*0.02*	<0.02	0.02	0.02	<0.02	<0.02	<0.02	<0.02	<0.1	<0.02	<0.02	<0.02	<0.02	<0.02	<0.02	<0.02	<0.05	<0.05	<0.05	<0.05	<0.05	<0.02	<0.05	<0.02	<0.05	<0.05	<0.02	<0.05
SW035	15 Nov 2019	0902_SW035_191115	Normal	NSW_0902_PFASOMP	<0.01	*0.02*	<0.02	0.02	0.02	<0.02	<0.02	<0.02	<0.02	<0.1	<0.02	<0.02	<0.02	<0.02	<0.02	<0.02	<0.02	<0.05	<0.05	<0.05	<0.05	<0.05	<0.02	<0.05	<0.02	<0.05	<0.05	<0.02	<0.05
SW035	14 May 2020	0902_SW035_200514	Normal	NSW_0902_PFASOMP	<0.01	*0.01*	<0.02	0.01	0.01	<0.02	<0.02	<0.02	<0.02	<0.1	<0.02	<0.02	<0.02	<0.02	<0.02	<0.02	<0.02	<0.05	<0.05	<0.05	<0.05	<0.05	<0.02	<0.05	<0.02	<0.05	<0.05	<0.02	<0.05
SW035	13 Nov 2020	0902_SW035_201113	Normal	NSW_0902_PFASOMP	<0.01	*0.01*	<0.02	0.01	0.01	<0.02	<0.02	<0.02	<0.02	<0.1	<0.02	<0.02	<0.02	<0.02	<0.02	<0.02	<0.02	<0.05	<0.05	<0.05	<0.05	<0.05	<0.02	<0.05	<0.02	<0.05	<0.05	<0.02	<0.05
SW035	06 May 2021	0902_SW035_210506	Normal	NSW_0902_PFASOMP	<0.01	*0.05*	<0.02	0.05	0.07	<0.02	<0.02	<0.02	<0.02	<0.1	0.02	<0.02	<0.02	<0.02	<0.02	<0.02	<0.02	<0.05	<0.05	<0.05	<0.05	<0.05	<0.02	<0.05	<0.02	<0.05	<0.05	<0.02	<0.05
SW035	25 Nov 2021	0902_SW035_211125	Normal	NSW_0902_PFASOMP	<0.01	*0.03*	0.02	0.05	0.05	<0.02	<0.02	<0.02	<0.02	<0.1	<0.02	<0.02	<0.02	<0.02	<0.02	<0.02	<0.02	<0.05	<0.05	<0.05	<0.05	<0.05	<0.02	<0.05	<0.02	<0.05	<0.05	<0.02	<0.05
SW035	30 May 2022	0902_SW035_220530	Normal	NSW_0902_PFASOMP	<0.01	*0.03*	0.05	0.08	0.08	<0.02	<0.02	<0.02	<0.02	<0.1	<0.02	<0.02	<0.02	<0.02	<0.02	<0.02	<0.02	<0.05	<0.05	<0.05	<0.05	<0.05	<0.02	<0.05	<0.02	<0.05	<0.05	<0.02	<0.05
SW035	03 Nov 2022	0902_SW035_221103	Normal	NSW_0902_PFASOMP	<0.01	*0.04*	0.05	0.09	0.09	<0.02	<0.02	<0.02	<0.02	<0.1	<0.02	<0.02	<0.02	<0.02	<0.02	<0.02	<0.02	<0.05	<0.05	<0.05	<0.05	<0.05	<0.02	<0.05	<0.02	<0.05	<0.05	<0.02	<0.05
SW035	09 May 2023	0902_SW035_230509	Normal	NSW_0902_PFASOMP_23	<0.01	*0.04*	0.04	0.08	0.08	<0.02	<0.02	<0.02	<0.02	<0.1	<0.02	<0.02	<0.02	<0.02	<0.02	<0.02	<0.02	<0.05	<0.05	<0.05	<0.05	<0.05	<0.02	<0.05	<0.02	<0.05	<0.05	<0.02	<0.05
SW035	27 Nov 2023	0902_SW035_231127	Normal	NSW_0902_PFASOMP_23	<0.01	*0.03*	0.03	0.06	0.06	<0.02	<0.02	<0.02	<0.02	<0.1	<0.02	<0.02	<0.02	<0.02	<0.02	<0.02	<0.02	<0.05	<0.05	<0.05	<0.05	<0.05	<0.02	<0.05	<0.02	<0.05	<0.05	<0.02	<0.05
SW035	14 Jun 2024	0902_SW035_240614	Normal	NSW_0902_PFASOMP_24	<0.01	*0.02*	0.02	0.04	0.04	<0.02	<0.02	<0.02	<0.02	<0.1	<0.02	<0.02	<0.02	<0.02	<0.02	<0.02	<0.02	<0.05	<0.05	<0.05	<0.05	<0.05	<0.02	<0.05	<0.02	<0.05	<0.05	<0.02	<0.05
SW037	27 Nov 2017	0902_SW037_271117	Normal	NSW_0902_PFAS	0.01	*0.12*	0.06	0.18	0.24	<0.02	<0.02	<0.02	<0.02	<0.1	<0.02	0.05	<0.02	<0.02	<0.02	<0.02	<0.02	<0.05	<0.05	<0.05	<0.05	<0.05	<0.02	<0.05	<0.02	<0.05	<0.05	<0.02	<0.05
SW037	15 Jan 2018	0902_SW037_180115	Normal	NSW_0902_PFAS	0.03	*0.76*	0.07	0.83	0.94	<0.02	<0.02	<0.02	<0.02	<0.1	0.02	0.06	<0.02	<0.02	<0.02	<0.02	<0.02	<0.05	<0.05	<0.05	<0.05	<0.05	<0.02	<0.05	<0.02	<0.05	<0.05	<0.02	<0.05
SW037	27 Feb 2018	0902_SW037_270218	Normal	NSW_0902_PFAS	0.02	*0.32*	0.04	0.36	0.43	0.02	<0.02	<0.02	<0.02	<0.1	<0.02	0.03	<0.02	<0.02	<0.02	<0.02	<0.02	<0.05	<0.05	<0.05	<0.05	<0.05	<0.02	<0.05	<0.02	<0.05	<0.05	<0.02	<0.05
SW037	11 Nov 2019	0902_SW037_191111	Normal	NSW_0902_PFASOMP	0.01	*0.19*	0.04	0.23	0.27	<0.02	<0.02	<0.02	<0.02	<0.1	<0.02	0.03	<0.02	<0.02	<0.02	<0.02	<0.02	<0.05	<0.05	<0.05	<0.05	<0.05	<0.02	<0.05	<0.02	<0.05	<0.05	<0.02	<0.05
SW037	14 May 2020	0902_SW037_200514	Normal	NSW_0902_PFASOMP	0.02	*0.31*	0.16	0.47	0.67	0.03	0.02	<0.02	<0.02	<0.1	0.04	0.09	<0.02	<0.02	<0.02	<0.02	<0.02	<0.05	<0.05	<0.05	<0.05	<0.05	<0.02	<0.05	<0.02	<0.05	<0.05	<0.02	<0.05
SW037	13 Nov 2020	0902_SW037_201113	Normal	NSW_0902_PFASOMP	0.01	*0.15*	0.07	0.22	0.38	0.10	<0.02	<0.02	<0.02	<0.1	<0.02	0.05	<0.02	<0.02	<0.02	<0.02	<0.02	<0.05	<0.05	<0.05	<0.05	<0.05	<0.02	<0.05	<0.02	<0.05	<0.05	<0.02	<0.05
SW037	05 May 2021	0902_SW037_210505	Normal	NSW_0902_PFASOMP	<0.01	*0.19*	0.07	0.26	0.28	<0.02	<0.02	<0.02	<0.02	<0.1	<0.02	0.02	<0.02	<0.02	<0.02	<0.02	<0.02	<0.05	<0.05	<0.05	<0.05	<0.05	<0.02	<0.05	<0.02	<0.05	<0.05	<0.02	<0.05
SW037	29 Nov 2021	0902_SW037_211129	Normal	NSW_0902_PFASOMP	0.01	*0.42*	0.13	0.55	0.67	0.04	<0.02	<0.02	<0.02	<0.1	0.02	0.05	<0.02	<0.02	<0.02	<0.02	<0.02	<0.05	<0.05	<0.05	<0.05	<0.05	<0.02	<0.05	<0.02	<0.05	<0.05	<0.02	<0.05
SW037	27 May 2022	0902_SW037_220527	Normal	NSW_0902_PFASOMP	0.02	*0.56*	0.27	0.83	1.02	0.03	0.02	<0.02	<0.02	<0.1	0.03	0.09	<0.02	<0.02	<0.02	<0.02	<0.02	<0.05	<0.05	<0.05	<0.05	<0.05	<0.02	<0.05	<0.02	<0.05	<0.05	<0.02	<0.05
SW037	08 Nov 2022	0902_SW037_221108	Normal	NSW_0902_PFASOMP	<0.01	*0.18*	0.08	0.26	0.28	<0.02	<0.02	<0.02	<0.02	<0.1	<0.02	0.02	<0.02	<0.02	<0.02	<0.02	<0.02	<0.05	<0.05	<0.05	<0.05	<0.05	<0.02	<0.05	<0.02	<0.05	<0.05	<0.02	<0.05

Table T9 - Historical Surface Water Analytical Results

					PFAS					PFAS - Perfluoroalkyl Sulfonic Acids				PFAS - Perfluoroalkyl Carboxylic Acids										PFAS - (n:2) Fluorotelomer Sulfonic Acids				PFAS - Perfluoroalkyl Sulfonamides						
					Perfluorooctanoic acid (PFOA)	Perfluorooctane sulfonic acid (PFOS)	Perfluorohexane sulfonic acid (PFHxS)	Sum of PFHxS and PFOS	Sum of PFAS	Perfluorobutane sulfonic acid (PFBS)	Perfluoropentane sulfonic acid (PFPeS)	Perfluoroheptane sulfonic acid (PFHpS)	Perfluorodecane sulfonic acid (PFDS)	Perfluorobutanoic acid (PFBA)	Perfluoropentanoic acid (PFPeA)	Perfluorohexanoic acid (PFHxA)	Perfluoroheptanoic acid (PFHpA)	Perfluorononanoic acid (PFNA)	Perfluorodecanoic acid (PFDA)	PerfluorounDecanoic acid (PFUnDA)	Perfluorododecanoic acid (PFDoDA)	Perfluorotridecanoic acid (PFTrDA)	Perfluorotetradecanoic acid (PFTeDA)	4:2 Fluorotelomer sulfonic acid (4:2 FTS)	6:2 Fluorotelomer sulfonic acid (6:2 FTS)	8:2 Fluorotelomer sulfonic acid (8:2 FTS)	10:2 Fluorotelomer sulfonic acid (10:2 FTS)	Perfluorooctane sulfonamide (FOSA)	N-Methyl perfluorooctane sulfonamide (MeFOSA)	N-Methyl perfluorooctane sulfonamidoacetic acid (MeFOSAA)	N-methyl perfluorooctane sulfonamidoethanol (MeFOSE)	N-Ethyl perfluorooctane sulfonamide (EtFOSA)	N-Ethyl perfluorooctane sulfonamidoacetic acid (EtFOSAA)	N-Ethyl perfluorooctane sulfonamidoethanol (EtFOSE)
					µg/L	µg/L	µg/L	µg/L	µg/L	µg/L	µg/L	µg/L	µg/L	µg/L	µg/L	µg/L	µg/L	µg/L	µg/L	µg/L	µg/L	µg/L	µg/L	µg/L	µg/L	µg/L	µg/L	µg/L	µg/L	µg/L	µg/L	µg/L	µg/L	µg/L
LOR					0.01	0.01	0.01	0.01	0.01	0.01	0.01	0.01	0.01	0.02	0.02	0.01	0.01	0.01	0.01	0.01	0.02	0.02	0.01	0.01	0.01	0.01	0.01	0.02	0.01	0.05	0.02	0.01	0.05
PFAS NEMP 2020 Recreational Water					**10**			**2**																										
PFAS NEMP 2020 Freshwater 99%					*19*	*0.00023*																												
Location Code	**Date**	**Field ID**	**Sample Type**	**Project ID**																														
SW037	08 May 2023	0902_SW037_230508	Normal	NSW_0902_PFASOMP_23	0.03	*0.74*	0.17	0.91	1.01	<0.02	0.02	<0.02	<0.02	<0.1	<0.02	0.05	<0.02	<0.02	<0.02	<0.02	<0.02	<0.02	<0.05	<0.05	<0.05	<0.05	<0.05	<0.02	<0.05	<0.02	<0.05	<0.05	<0.02	<0.05
SW037	20 Nov 2023	0902_SW037_231120	Normal	NSW_0902_PFASOMP_23	0.06	*0.61*	0.39	1.00	1.45	0.05	0.04	<0.02	<0.02	<0.1	0.05	0.22	0.03	<0.02	<0.02	<0.02	<0.02	<0.02	<0.05	<0.05	<0.05	<0.05	<0.05	<0.02	<0.05	<0.02	<0.05	<0.05	<0.02	<0.05
SW037	22 May 2024	0902_SW037_240522	Normal	NSW_0902_PFASOMP_24	<0.01	*0.20*	0.06	0.26	0.26	<0.02	<0.02	<0.02	<0.02	<0.1	<0.02	<0.02	<0.02	<0.02	<0.02	<0.02	<0.02	<0.02	<0.05	<0.05	<0.05	<0.05	<0.05	<0.02	<0.05	<0.02	<0.05	<0.05	<0.02	<0.05
SW037	22 May 2024	0902_QC103_240522	Field_D	NSW_0902_PFASOMP_24	<0.01	*0.21*	0.06	0.27	0.27	<0.02	<0.02	<0.02	<0.02	<0.1	<0.02	<0.02	<0.02	<0.02	<0.02	<0.02	<0.02	<0.02	<0.05	<0.05	<0.05	<0.05	<0.05	<0.02	<0.05	<0.02	<0.05	<0.05	<0.02	<0.05
SW037	22 May 2024	0902_QC203_240522	Interlab_D	NSW_0902_PFASOMP_24	<0.01	*0.20*	0.06	0.26	0.27	<0.01	<0.01	<0.01	<0.02	<0.02	<0.02	0.02	<0.01	<0.01	<0.02	<0.02	<0.05	<0.1	<0.5	<0.01	<0.01	<0.02	<0.02	<0.1	<0.05	<0.02	<0.05	<0.1	<0.02	<0.5

Notes

LOR	Limit of Reporting
Normal	Primary sample
Field_D	Intra-laboratory duplicate sample
Interlab_D	Inter-laboratory duplicate sample

Table T10 - Historical Sediment Analytical Results

					PFAS					PFAS - Perfluoroalkyl Sulfonic Acids				PFAS - Perfluoroalkyl Carboxylic Acids										PFAS - (n:2) Fluorotelomer Sulfonic Acids			
					Perfluorooctanoic acid (PFOA)	Perfluorooctane sulfonic acid (PFOS)	Perfluorohexane sulfonic acid (PFHxS)	Sum of PFHxS and PFOS	Sum of PFAS	Perfluorobutane sulfonic acid (PFBS)	Perfluoropentane sulfonic acid (PFPeS)	Perfluoroheptane sulfonic acid (PFHpS)	Perfluorodecane sulfonic acid (PFDS)	Perfluorobutanoic acid (PFBA)	Perfluoropentanoic acid (PFPeA)	Perfluorohexanoic acid (PFHxA)	Perfluoroheptanoic acid (PFHpA)	Perfluorononanoic acid (PFNA)	Perfluorodecanoic acid (PFDA)	Perfluoroundecanoic acid (PFUnDA)	Perfluorododecanoic acid (PFDoDA)	Perfluorotridecanoic acid (PFTrDA)	Perfluorotetradecanoic acid (PFTeDA)	4:2 Fluorotelomer sulfonic acid (4:2 FTS)	6:2 Fluorotelomer sulfonic acid (6:2 FTS)	8:2 Fluorotelomer sulfonic acid (8:2 FTS)	10:2 Fluorotelomer sulfonic acid (10:2 FTS)
					mg/kg	mg/kg	mg/kg	mg/kg	mg/kg	mg/kg	mg/kg	mg/kg	mg/kg	mg/kg	mg/kg	mg/kg	mg/kg	mg/kg	mg/kg	mg/kg	mg/kg	mg/kg	mg/kg	mg/kg	mg/kg	mg/kg	mg/kg
LOR					0.0001	0.0001	0.0001	0.0001	0.0001	0.0001	0.0001	0.0001	0.0002	0.0002	0.0002	0.0001	0.0001	0.0001	0.0002	0.0002	0.0002	0.0002	0.0005	0.0001	0.0001	0.0001	0.0001
Location Code	**Date**	**Field ID**	**Sample Type**	**Project ID**																							
SD001	03 Jul 2017	0902_QC108_030717	Field_D	NSW_0902_PFAS	0.634	38.9	0.671	39.6	151	<0.0100	0.0135	0.183	0.318	<0.010	0.0135	0.508	0.105	3.25	22.9	8.38	4.46	0.631	0.249	<0.0100	11.0	57.7	0.497
SD001	27 Feb 2018	0902_SD001_270218	Normal	NSW_0902_PFAS	0.252	5.01	0.0253	5.04	18.6	0.0006	0.0006	0.0221	0.0411	0.002	0.0056	0.0319	0.0413	1.16	2.76	2.06	0.825	0.105	0.0293	<0.0005	0.532	5.66	0.0065
SD001	04 Nov 2019	0902_SD001_191104	Normal	NSW_0902_PFASOMP	0.0565	14.6	0.0160	14.6	66.4	0.0051	<0.0050	0.0244	0.153	<0.005	0.0067	0.0219	0.0152	0.729	13.9	12.6	3.42	0.250	0.0506	<0.0050	0.124	19.9	0.351
SD001	04 Nov 2019	0902_QC101_191104	Field_D	NSW_0902_PFASOMP	0.0435	7.84	0.0124	7.85	42.2	<0.0050	<0.0050	0.0171	0.106	<0.005	<0.0050	0.0171	0.0109	0.464	8.87	8.01	2.59	0.177	0.0373	<0.0050	0.0995	13.5	0.284
SD001	15 May 2020	0902_SD001_200515	Normal	NSW_0902_PFASOMP	0.0938	6.56	0.0255	6.58	30.9	0.0015	0.0017	0.0175	0.250	0.002	0.0097	0.0289	0.0297	0.607	5.32	5.83	3.93	0.592	0.424	<0.0005	0.119	6.83	0.101
SD001	13 Nov 2020	0902_SD001_201113	Normal	NSW_0902_PFASOMP	0.0622	5.84	0.0149	5.85	21.5	0.0008	0.0008	0.0153	0.0903	0.003	0.0056	0.0133	0.0136	0.732	3.14	2.72	1.90	0.292	0.167	<0.0005	0.0683	6.32	0.0541
SD001	13 Nov 2020	0902_QC107_201113	Field_D	NSW_0902_PFASOMP	0.0310	2.70	0.0081	2.71	10.1	0.0005	0.0005	0.0074	0.0393	0.002	0.0031	0.0071	0.0085	0.363	1.46	1.34	0.876	0.140	0.0659	<0.0005	0.0358	2.97	0.0354
SD001	07 May 2021	0902_SD001_210507	Normal	NSW_0902_PFASOMP	0.0124	1.98	0.0135	1.99	7.45	0.0012	0.0006	0.0086	0.0576	<0.002	0.0035	0.0068	0.0051	0.112	1.10	1.22	0.770	0.159	0.0488	<0.0005	0.0158	1.81	0.0914
SD001	07 May 2021	0902_QC107_210507	Field_D	NSW_0902_PFASOMP	0.0493	2.78	0.0498	2.83	23.4	0.0031	0.0031	0.0422	0.318	<0.005	0.0067	0.0146	0.0146	0.494	3.81	5.53	3.95	0.417	0.117	<0.0010	0.0458	5.22	0.323
SD001	26 Nov 2021	0902_SD001_211126	Normal	NSW_0902_PFASOMP	0.104	14.3	0.0885	14.4	51.1	0.0054	0.0075	0.0282	0.322	<0.001	0.0105	0.0366	0.0339	0.708	6.81	10.7	8.99	1.52	1.01	<0.0005	0.132	5.35	0.718
SD001	26 Nov 2021	0902_QC209_211126	Interlab_D	NSW_0902_PFASOMP	0.11	11	0.093	11	52	0.0052	0.0068	0.028	0.28	0.0042	0.011	0.029	0.037	0.66	5.6	8.8	11	2.5	1.2	<0.0001	0.12	8.5	1.1
SD001	24 May 2022	0902_SD001_220524	Normal	NSW_0902_PFASOMP	0.0315	4.24	0.0610	4.30	13.9	0.0037	0.0050	0.0096	0.218	0.002	0.0061	0.0120	0.0098	0.0817	0.490	2.94	3.72	0.477	0.207	<0.0005	0.0220	1.03	0.244
SD001	24 May 2022	0902_QC101_220524	Field_D	NSW_0902_PFASOMP	0.0634	6.59	0.0980	6.69	19.3	0.0076	0.0090	0.0236	0.349	0.004	0.0105	0.0263	0.0220	0.127	0.891	3.50	4.41	0.622	0.389	<0.0005	0.0539	1.83	0.0688
SD001	07 Nov 2022	0902_SD001_221107	Normal	NSW_0902_PFASOMP	0.0926	8.20	0.218	8.42	28.9	0.0051	0.0112	0.0367	0.318	<0.005	0.0054	0.0222	0.0291	0.423	2.21	5.53	5.36	1.23	1.02	<0.0010	0.0925	3.52	0.493
SD001	07 Nov 2022	0902_QC106_221107	Field_D	NSW_0902_PFASOMP	0.101	8.53	0.204	8.73	29.7	0.0053	0.0109	0.0347	0.320	<0.005	0.0055	0.0224	0.0275	0.386	2.27	5.58	5.46	1.13	1.03	<0.0010	0.0926	3.82	0.511
SD001	07 Nov 2022	0902_QC206_221107	Interlab_D	NSW_0902_PFASOMP	0.051	6.5	0.069	6.6	26	0.0038	0.0053	0.019	0.32	0.002	0.0051	0.014	0.014	0.33	2.6	4.6	5.1	1.2	0.98	<0.0005	0.046	3.6	0.35
SD001	08 May 2023	0902_SD001_230508	Normal	NSW_0902_PFASOMP_23	0.0037	0.599	0.0032	0.602	1.47	0.0004	0.0003	0.0025	0.0214	<0.001	0.0016	0.0020	0.0015	0.0230	0.137	0.199	0.193	0.0419	0.0285	<0.0005	0.0039	0.174	0.0254
SD001	08 May 2023	0902_QC101_230508	Field_D	NSW_0902_PFASOMP_23	0.103	13.9	0.0995	14.0	42.3	0.0043	0.0068	0.0517	0.477	<0.012	0.0122	0.0257	0.0324	0.597	3.85	8.25	6.90	1.50	0.679	<0.0025	0.114	4.99	0.562
SD001	08 May 2023	0902_QC201_230508	Interlab_D	NSW_0902_PFASOMP_23	0.017	1.7	0.017	1.8	5.6	0.0011	0.0013	0.0057	0.071	0.0020	0.0036	0.0058	0.0054	0.063	0.46	0.85	1.1	0.25	0.19	<0.0001	0.027	0.71	0.056
SD001	20 Nov 2023	0902_SD001_231120	Normal	NSW_0902_PFASOMP_23	0.0901	5.45	0.0637	5.51	18.9	0.0026	0.0036	0.0205	0.165	<0.002	0.0065	0.0165	0.0221	0.396	1.40	3.61	3.75	0.889	0.431	<0.0005	0.0716	2.11	0.291
SD001	24 May 2024	0902_SD001_240524	Normal	NSW_0902_PFASOMP_24	0.0540	5.43	0.0966	5.53	24.0	0.0080	0.0100	0.0209	0.304	0.010	0.0172	0.0245	0.0197	0.266	1.27	4.83	6.48	1.47	0.966	<0.0010	0.0288	2.20	0.358
SD002	15 Jan 2018	0902_SD002_180115	Normal	NSW_0902_PFAS	0.0039	0.461	0.0160	0.477	0.573	0.0014	0.0018	0.0034	0.0051	<0.001	0.0016	0.0030	0.0019	0.0050	0.0063	0.0059	0.0057	0.0018	0.0037	<0.0005	0.0179	0.0112	0.0008
SD002	04 Nov 2019	0902_SD002_191104	Normal	NSW_0902_PFASOMP	0.0069	0.404	0.0394	0.443	0.604	0.0028	0.0029	0.0036	0.0179	0.003	0.0088	0.0062	0.0028	0.0072	0.0150	0.0134	0.0143	0.0054	0.0049	<0.0005	0.0031	0.0051	0.0108
SD002	14 May 2020	0902_SD002_200514	Normal	NSW_0902_PFASOMP	0.0059	0.311	0.0446	0.356	0.469	0.0047	0.0045	0.0047	0.0034	0.004	0.0054	0.0106	0.0026	0.0054	0.0117	0.0115	0.0126	0.0024	<0.0025	<0.0010	<0.0010	0.0048	0.0020
SD002	13 Nov 2020	0902_SD002_201113	Normal	NSW_0902_PFASOMP	0.0046	0.345	0.0286	0.374	0.462	0.0031	0.0024	0.0036	0.0031	<0.001	0.0022	0.0080	<0.0002	0.0042	0.0189	0.0105	0.0075	0.0020	<0.0005	<0.0005	0.0018	0.0030	<0.0005
SD002	13 Nov 2020	0902_QC207_201113	Interlab_D	NSW_0902_PFASOMP	0.0045	0.51	0.035	0.545	0.5495	0.0027	0.0026	0.0037	0.0048	<0.002	0.0041	0.0058	0.0021	0.0045	0.022	0.016	0.017	0.0043	0.004	<0.001	0.0016	0.0042	<0.002
SD002	05 May 2021	0902_SD002_210505	Normal	NSW_0902_PFASOMP	0.0107	0.599	0.0599	0.659	0.853	0.0036	0.0051	0.0083	0.0122	<0.005	0.0059	0.0074	0.0033	0.0107	0.0198	0.0282	0.0344	0.0092	0.0056	<0.0010	0.0021	0.0048	0.0043
SD002	29 Nov 2021	0902_SD002_211129	Normal	NSW_0902_PFASOMP	0.0028	0.593	0.0379	0.631	0.743	0.0028	0.0028	0.0060	0.0121	<0.001	0.0016	0.0052	0.0009	0.0034	0.0117	0.0116	0.0147	0.0048	0.0045	<0.0005	0.0007	0.0026	0.0006
SD002	27 May 2022	0902_SD002_220527	Normal	NSW_0902_PFASOMP	0.0115	1.49	0.157	1.65	1.87	0.0124	0.0153	0.0261	0.0138	0.003	0.0054	0.0214	0.0044	0.0027	0.0067	0.0152	0.0263	0.0084	0.0072	<0.0005	0.0011	0.0098	0.0022
SD002	27 May 2022	0902_QC207_220527	Interlab_D	NSW_0902_PFASOMP	0.01	1.4	0.11	1.5	1.8	0.011	0.013	0.025	0.019	0.0028	0.0046	0.018	0.0036	0.0024	0.0053	0.012	0.031	0.014	0.009	<0.0001	0.0013	0.0058	0.0044
SD002	08 Nov 2022	0902_SD002_221108	Normal	NSW_0902_PFASOMP	0.0053	1.09	0.0864	1.18	1.30	0.0048	0.0055	0.0151	0.0136	<0.005	0.0022	0.0072	0.0016	0.0014	0.0030	0.0050	0.0140	0.0058	0.0059	<0.0010	<0.0010	0.0019	<0.0010
SD002	08 May 2023	0902_SD002_230508	Normal	NSW_0902_PFASOMP_23	0.0006	0.186	0.0046	0.191	0.242	0.0005	0.0005	0.0018	0.0059	<0.001	0.0004	0.0006	<0.0002	0.0004	0.0015	0.0022	0.0055	0.0022	0.0019	<0.0005	<0.0005	0.0018	0.0011
SD002	20 Nov 2023	0902_SD002_231120	Normal	NSW_0902_PFASOMP_23	0.0054	0.184	0.0483	0.232	0.323	0.0032	0.0029	0.0029	0.0034	0.004	0.0085	0.0092	0.0035	0.0038	0.0074	0.0102	0.0127	0.0020	0.0030	<0.0005	<0.0005	0.0008	<0.0005
SD002	22 May 2024	0902_SD002_240522	Normal	NSW_0902_PFASOMP_24	0.0014	0.554	0.0261	0.580	0.792	0.0019	0.0020	0.0032	0.0262	<0.005	0.0013	0.0017	<0.0010	0.0013	0.0055	0.0058	0.0089	0.0045	0.0035	<0.0010	<0.0010	0.0039	0.0021
SD003	15 Jan 2018	0902_SD003_180115	Normal	NSW_0902_PFAS	0.0260	1.98	0.0968	2.08	3.30	0.0060	0.0058	0.0187	0.0214	<0.001	0.0192	0.0192	0.0120	0.0299	0.0388	0.0193	0.0245	0.0099	0.0349	<0.0005	0.779	0.0778	0.0067
SD003	15 Jan 2018	0902_QC211_180115	Interlab_D	NSW_0902_PFAS	0.022	3.7	0.086	3.786	3.808	0.0052	0.0063	0.039	0.083	0.0036	0.01	0.018	0.0095	0.03	0.042	0.032	0.058	0.013	<0.05	<0.001	0.055	0.052	0.01
SD003	27 Feb 2018	0902_SD003_270218	Normal	NSW_0902_PFAS	0.0069	0.289	0.0200	0.309	0.376	0.0016	0.0014	0.0023	0.0068	<0.001	0.0027	0.0055	0.0028	0.0060	0.0087	0.0047	0.0050	0.0004	<0.0005	<0.0005	0.0043	0.0027	<0.0005
SD003	27 Feb 2018	0902_QC121_270218	Field_D	NSW_0902_PFAS	0.0071	0.297	0.0215	0.318	0.391	0.0019	0.0016	0.0030	0.0081	<0.001	0.0026	0.0058	0.0028	0.0048	0.0088	0.0050	0.0058	0.0006	<0.0005	<0.0005	0.0037	0.0045	<0.0005
SD003	11 Nov 2019	0902_SD003_191111	Normal	NSW_0902_PFASOMP	0.0114	2.66	0.149	2.81	3.12	0.0132	0.0136	0.0158	0.0359	0.003	0.0047	0.0245	0.0032	0.0217	0.0411	0.0136	0.0209	0.0043	0.0039	<0.0005	0.0066	0.0370	0.0063
SD003	14 May 2020	0902_SD003_200514	Normal	NSW_0902_PFASOMP	0.0113	1.46	0.0683	1.53	2.03	0.0061	0.0057	0.0117	0.0550	0.009	0.0032	0.0133	0.0036	0.0113	0.0441	0.0514	0.0784	0.0194	0.0113	<0.0025	0.0194	0.0639	0.0150
SD003	13 Nov 2020	0902_SD003_201113	Normal	NSW_0902_PFASOMP	0.0047	0.497	0.0350	0.532	0.629	0.0022	0.0025	0.0044	0.0138	0.001	0.0020	0.0055	0.0018	0.0038	0.0121	0.0115	0.0084	0.0021	0.0005	<0.0005	0.0008	0.0019	<0.0005
SD003	05 May 2021	0902_SD003_210505	Normal	NSW_0902_PFASOMP	0.0105	0.630	0.0771	0.707	0.888	0.0041	0.0066	0.0092	0.0288	0.003	0.0077	0.0109	0.0039	0.0096	0.0198	0.0211	0.0230	0.0049	0.0025	<0.0005	0.0010	0.0010	<0.0005

					PFAS - Perfluoroalkyl Sulfonamides						
					Perfluorooctane sulfonamide (FOSA)	N-Methyl perfluorooctane sulfonamide (MeFOSA)	N-Methyl perfluorooctane sulfonamidoacetic acid (MeFOSAA)	N-methyl perfluorooctane sulfonamidoethanol (MeFOSE)	N-Ethyl perfluorooctane sulfonamide (EtFOSA)	N-Ethyl perfluorooctane sulfonamidoacetic acid (EtFOSAA)	N-Ethyl perfluorooctane sulfonamidoethanol (EtFOSE)
					mg/kg	mg/kg	mg/kg	mg/kg	mg/kg	mg/kg	mg/kg
LOR					0.0002	0.0005	0.0002	0.0005	0.0005	0.0002	0.0005
Location Code	**Date**	**Field ID**	**Sample Type**	**Project ID**							
SD001	03 Jul 2017	0902_QC108_030717	Field_D	NSW_0902_PFAS	0.527	<0.0250	<0.0100	<0.0250	<0.0250	<0.0100	<0.0250
SD001	27 Feb 2018	0902_SD001_270218	Normal	NSW_0902_PFAS	0.0557	<0.0005	<0.0002	<0.0005	<0.0005	<0.0002	<0.0005
SD001	04 Nov 2019	0902_SD001_191104	Normal	NSW_0902_PFASOMP	0.185	<0.0125	<0.0050	<0.0125	<0.0125	<0.0050	<0.0125
SD001	04 Nov 2019	0902_QC101_191104	Field_D	NSW_0902_PFASOMP	0.142	<0.0125	<0.0050	<0.0125	<0.0125	<0.0050	<0.0125
SD001	15 May 2020	0902_SD001_200515	Normal	NSW_0902_PFASOMP	0.155	<0.0012	<0.0005	<0.0012	<0.0012	<0.0005	0.0067
SD001	13 Nov 2020	0902_SD001_201113	Normal	NSW_0902_PFASOMP	0.0694	<0.0005	0.0009	<0.0005	<0.0005	<0.0002	<0.0005
SD001	13 Nov 2020	0902_QC107_201113	Field_D	NSW_0902_PFASOMP	0.0408	<0.0005	0.0003	<0.0005	<0.0005	<0.0002	<0.0005
SD001	07 May 2021	0902_SD001_210507	Normal	NSW_0902_PFASOMP	0.0251	<0.0012	<0.0005	<0.0012	<0.0012	<0.0005	0.0127
SD001	07 May 2021	0902_QC107_210507	Field_D	NSW_0902_PFASOMP	0.121	<0.0025	<0.0010	<0.0025	<0.0025	<0.0010	0.0899
SD001	26 Nov 2021	0902_SD001_211126	Normal	NSW_0902_PFASOMP	0.183	<0.0005	0.0024	<0.0005	<0.0005	0.0020	<0.0005
SD001	26 Nov 2021	0902_QC209_211126	Interlab_D	NSW_0902_PFASOMP	0.37	0.002	0.0027	<0.001	<0.001	0.0024	<0.005
SD001	24 May 2022	0902_SD001_220524	Normal	NSW_0902_PFASOMP	0.0693	<0.0005	0.0014	<0.0005	<0.0005	<0.0002	0.0524
SD001	24 May 2022	0902_QC101_220524	Field_D	NSW_0902_PFASOMP	0.0903	<0.0005	0.0018	<0.0005	<0.0005	<0.0002	0.0785
SD001	07 Nov 2022	0902_SD001_221107	Normal	NSW_0902_PFASOMP	0.128	<0.0025	<0.0010	<0.0025	<0.0025	<0.0010	<0.0025
SD001	07 Nov 2022	0902_QC106_221107	Field_D	NSW_0902_PFASOMP	0.128	<0.0025	<0.0010	<0.0025	<0.0025	<0.0010	<0.0025
SD001	07 Nov 2022	0902_QC206_221107	Interlab_D	NSW_0902_PFASOMP	0.093	<0.005	<0.001	<0.005	<0.005	<0.001	<0.02
SD001	08 May 2023	0902_SD001_230508	Normal	NSW_0902_PFASOMP_23	0.0065	<0.0005	<0.0002	<0.0005	<0.0005	<0.0002	<0.0005
SD001	08 May 2023	0902_QC101_230508	Field_D	NSW_0902_PFASOMP_23	0.149	<0.0062	<0.0025	<0.0062	<0.0062	<0.0025	<0.0062
SD001	08 May 2023	0902_QC201_230508	Interlab_D	NSW_0902_PFASOMP_23	0.017	<0.001	<0.0002	<0.001	<0.001	<0.0002	<0.005
SD001	20 Nov 2023	0902_SD001_231120	Normal	NSW_0902_PFASOMP_23	0.0848	<0.0012	<0.0005	<0.0012	<0.0012	<0.0005	<0.0012
SD001	24 May 2024	0902_SD001_240524	Normal	NSW_0902_PFASOMP_24	0.114	<0.0025	<0.0010	<0.0025	<0.0025	<0.0010	<0.0025
SD002	15 Jan 2018	0902_SD002_180115	Normal	NSW_0902_PFAS	0.0153	<0.0005	<0.0002	<0.0005	<0.0005	<0.0002	<0.0005
SD002	04 Nov 2019	0902_SD002_191104	Normal	NSW_0902_PFASOMP	0.0262	<0.0005	<0.0002	<0.0005	<0.0005	<0.0002	<0.0005
SD002	14 May 2020	0902_SD002_200514	Normal	NSW_0902_PFASOMP	0.0173	<0.0025	<0.0010	<0.0025	<0.0025	<0.0010	<0.0025
SD002	13 Nov 2020	0902_SD002_201113	Normal	NSW_0902_PFASOMP	0.0131	<0.0005	<0.0002	<0.0005	<0.0005	<0.0002	<0.0005
SD002	13 Nov 2020	0902_QC207_201113	Interlab_D	NSW_0902_PFASOMP	0.015	<0.002	<0.002	<0.005	<0.002	<0.002	<0.005
SD002	05 May 2021	0902_SD002_210505	Normal	NSW_0902_PFASOMP	0.0186	<0.0025	<0.0010	<0.0025	<0.0025	<0.0010	<0.0025
SD002	29 Nov 2021	0902_SD002_211129	Normal	NSW_0902_PFASOMP	0.0231	<0.0005	<0.0002	<0.0005	<0.0005	0.0003	<0.0005
SD002	27 May 2022	0902_SD002_220527	Normal	NSW_0902_PFASOMP	0.0349	<0.0005	<0.0002	<0.0005	<0.0005	<0.0002	<0.0005
SD002	27 May 2022	0902_QC207_220527	Interlab_D	NSW_0902_PFASOMP	0.044	<0.001	<0.0002	<0.001	<0.001	<0.0002	<0.005
SD002	08 Nov 2022	0902_SD002_221108	Normal	NSW_0902_PFASOMP	0.0318	<0.0025	<0.0010	<0.0025	<0.0025	<0.0010	<0.0025
SD002	08 May 2023	0902_SD002_230508	Normal	NSW_0902_PFASOMP_23	0.0240	<0.0005	<0.0002	<0.0005	<0.0005	<0.0002	<0.0005
SD002	20 Nov 2023	0902_SD002_231120	Normal	NSW_0902_PFASOMP_23	0.0076	<0.0005	<0.0002	<0.0005	<0.0005	0.0003	<0.0005
SD002	22 May 2024	0902_SD002_240522	Normal	NSW_0902_PFASOMP_24	0.139	<0.0025	<0.0010	<0.0025	<0.0025	<0.0010	<0.0025
SD003	15 Jan 2018	0902_SD003_180115	Normal	NSW_0902_PFAS	0.0730	<0.0006	0.0006	<0.0006	<0.0006	0.0009	<0.0006
SD003	15 Jan 2018	0902_QC211_180115	Interlab_D	NSW_0902_PFAS	0.034	<0.01	<0.002	<0.01	<0.01	<0.002	<0.05
SD003	27 Feb 2018	0902_SD003_270218	Normal	NSW_0902_PFAS	0.0055	<0.0005	<0.0002	<0.0005	<0.0005	<0.0002	<0.0005
SD003	27 Feb 2018	0902_QC121_270218	Field_D	NSW_0902_PFAS	0.0067	<0.0005	<0.0002	<0.0005	<0.0005	<0.0002	<0.0005
SD003	11 Nov 2019	0902_SD003_191111	Normal	NSW_0902_PFASOMP	0.0337	<0.0005	<0.0002	<0.0005	<0.0005	0.0007	<0.0005
SD003	14 May 2020	0902_SD003_200514	Normal	NSW_0902_PFASOMP	0.0647	<0.0062	<0.0025	<0.0062	<0.0062	<0.0025	<0.0062
SD003	13 Nov 2020	0902_SD003_201113	Normal	NSW_0902_PFASOMP	0.0177	<0.0005	<0.0002	<0.0005	<0.0005	0.0002	<0.0005
SD003	05 May 2021	0902_SD003_210505	Normal	NSW_0902_PFASOMP	0.0128	<0.0005	<0.0002	<0.0005	<0.0005	<0.0002	<0.0005

Table T10 - Historical Sediment Analytical Results

					PFAS					PFAS - Perfluoroalkyl Sulfonic Acids				PFAS - Perfluoroalkyl Carboxylic Acids										PFAS - (n:2) Fluorotelomer Sulfonic Acids			
					Perfluorooctanoic acid (PFOA)	Perfluorooctane sulfonic acid (PFOS)	Perfluorohexane sulfonic acid (PFHxS)	Sum of PFHxS and PFOS	Sum of PFAS	Perfluorobutane sulfonic acid (PFBS)	Perfluoropentane sulfonic acid (PFPeS)	Perfluoroheptane sulfonic acid (PFHpS)	Perfluorodecane sulfonic acid (PFDS)	Perfluorobutanoic acid (PFBA)	Perfluoropentanoic acid (PFPeA)	Perfluorohexanoic acid (PFHxA)	Perfluoroheptanoic acid (PFHpA)	Perfluorononanoic acid (PFNA)	Perfluorodecanoic acid (PFDA)	Perfluoroundecanoic acid (PFUnDA)	Perfluorododecanoic acid (PFDoDA)	Perfluorotridecanoic acid (PFTrDA)	Perfluorotetradecanoic acid (PFTeDA)	4:2 Fluorotelomer sulfonic acid (4:2 FTS)	6:2 Fluorotelomer sulfonic acid (6:2 FTS)	8:2 Fluorotelomer sulfonic acid (8:2 FTS)	10:2 Fluorotelomer sulfonic acid (10:2 FTS)
					mg/kg	mg/kg	mg/kg	mg/kg	mg/kg	mg/kg	mg/kg	mg/kg	mg/kg	mg/kg	mg/kg	mg/kg	mg/kg	mg/kg	mg/kg	mg/kg	mg/kg	mg/kg	mg/kg	mg/kg	mg/kg	mg/kg	mg/kg
LOR					0.0001	0.0001	0.0001	0.0001	0.0001	0.0001	0.0001	0.0001	0.0002	0.0002	0.0002	0.0001	0.0001	0.0001	0.0002	0.0002	0.0002	0.0002	0.0005	0.0001	0.0001	0.0001	0.0001
Location Code	**Date**	**Field ID**	**Sample Type**	**Project ID**																							
SD003	29 Nov 2021	0902_SD003_211129	Normal	NSW_0902_PFASOMP	0.0094	1.29	0.106	1.40	1.66	0.0067	0.0073	0.0092	0.0534	0.003	0.0076	0.0136	0.0039	0.0076	0.0247	0.0344	0.0490	0.0110	<0.0005	<0.0005	0.0013	0.0030	0.0009
SD003	29 Nov 2021	0902_QC210_211129	Interlab_D	NSW_0902_PFASOMP	0.0054	1.1	0.07	1.1	1.4	0.0038	0.0046	0.011	0.015	0.002	0.0031	0.0073	0.0022	0.0068	0.025	0.029	0.051	0.03	0.005	<0.0001	0.0014	0.01	0.002
SD003	27 May 2022	0902_SD003_220527	Normal	NSW_0902_PFASOMP	0.0055	1.18	0.0818	1.26	1.36	0.0064	0.0073	0.0149	0.0092	0.001	0.0022	0.0103	0.0022	0.0013	0.0034	0.0068	0.0120	0.0035	0.0025	<0.0005	0.0007	0.0046	0.0013
SD003	08 Nov 2022	0902_SD003_221108	Normal	NSW_0902_PFASOMP	0.0050	0.783	0.0680	0.851	0.931	0.0046	0.0053	0.0097	0.0070	<0.005	0.0019	0.0081	0.0018	<0.0010	0.0023	0.0062	0.0103	0.0035	0.0028	<0.0010	<0.0010	0.0026	<0.0010
SD003	08 May 2023	0902_SD003_230508	Normal	NSW_0902_PFASOMP_23	0.0016	0.628	0.0204	0.648	0.719	0.0019	0.0022	0.0067	0.0069	0.001	0.0011	0.0027	<0.0002	0.0012	0.0033	0.0062	0.0171	0.0028	0.0018	<0.0005	0.0007	0.0048	0.0014
SD003	20 Nov 2023	0902_SD003_231120	Normal	NSW_0902_PFASOMP_23	0.0041	0.978	0.0339	1.01	1.12	0.0020	0.0020	0.0060	0.0140	<0.005	0.0019	0.0039	0.0014	0.0039	0.0092	0.0121	0.0216	0.0055	0.0045	<0.0010	0.0016	0.0034	0.0015
SD003	22 May 2024	0902_SD003_240522	Normal	NSW_0902_PFASOMP_24	0.0015	0.560	0.0384	0.598	0.679	0.0017	0.0030	0.0046	0.0076	<0.005	0.0012	0.0031	<0.0010	0.0016	0.0051	0.0108	0.0155	0.0035	0.0031	<0.0010	<0.0010	0.0033	<0.0010
SD003	22 May 2024	0902_QC104_240522	Field_D	NSW_0902_PFASOMP_24	0.0022	0.551	0.0449	0.596	0.667	0.0021	0.0033	0.0046	0.0066	<0.005	0.0018	0.0032	0.0011	0.0018	0.0059	0.0091	0.0128	0.0032	0.0025	<0.0010	<0.0010	0.0028	<0.0010
SD003	22 May 2024	0902_QC204_240522	Interlab_D	NSW_0902_PFASOMP_24	0.0034	0.65	0.042	0.69	0.8	0.0025	0.0032	0.0063	0.015	0.0008	0.002	0.0050	0.0011	0.0020	0.0078	0.014	0.02	0.0066	<0.01	<0.0002	0.0005	0.0041	0.0009
SD005	08 Nov 2019	0902_SD005_191108	Normal	NSW_0902_PFASOMP	<0.0002	0.0044	<0.0002	0.0044	0.0044	<0.0002	<0.0002	<0.0002	<0.0002	<0.001	<0.0002	<0.0002	<0.0002	<0.0002	<0.0002	<0.0002	<0.0002	<0.0002	<0.0005	<0.0005	<0.0005	<0.0005	<0.0005
SD005	14 May 2020	0902_SD005_200514	Normal	NSW_0902_PFASOMP	<0.0002	0.0112	0.0007	0.0119	0.0119	<0.0002	<0.0002	<0.0002	<0.0002	<0.001	<0.0002	<0.0002	<0.0002	<0.0002	<0.0002	<0.0002	<0.0002	<0.0002	<0.0005	<0.0005	<0.0005	<0.0005	<0.0005
SD005	14 May 2020	0902_QC105_200514	Field_D	NSW_0902_PFASOMP	<0.0002	0.0148	0.0007	0.0155	0.0155	<0.0002	<0.0002	<0.0002	<0.0002	<0.001	<0.0002	<0.0002	<0.0002	<0.0002	<0.0002	<0.0002	<0.0002	<0.0002	<0.0005	<0.0005	<0.0005	<0.0005	<0.0005
SD005	12 Nov 2020	0902_SD005_201112	Normal	NSW_0902_PFASOMP	<0.0002	0.0083	0.0005	0.0088	0.0088	<0.0002	<0.0002	<0.0002	<0.0002	<0.001	<0.0002	<0.0002	<0.0002	<0.0002	<0.0002	<0.0002	<0.0002	<0.0002	<0.0005	<0.0005	<0.0005	<0.0005	<0.0005
SD005	12 Nov 2020	0902_QC105_201112	Field_D	NSW_0902_PFASOMP	<0.0002	0.0093	0.0008	0.0101	0.0101	<0.0002	<0.0002	<0.0002	<0.0002	<0.001	<0.0002	<0.0002	<0.0002	<0.0002	<0.0002	<0.0002	<0.0002	<0.0002	<0.0005	<0.0005	<0.0005	<0.0005	<0.0005
SD005	06 May 2021	0902_SD005_210506	Normal	NSW_0902_PFASOMP	<0.0002	0.0116	0.0012	0.0128	0.0130	0.0002	<0.0002	<0.0002	<0.0002	<0.001	<0.0002	<0.0002	<0.0002	<0.0002	<0.0002	<0.0002	<0.0002	<0.0002	<0.0005	<0.0005	<0.0005	<0.0005	<0.0005
SD005	25 Nov 2021	0902_SD005_211125	Normal	NSW_0902_PFASOMP	<0.0002	0.0167	0.0012	0.0179	0.0183	<0.0002	<0.0002	<0.0002	<0.0002	<0.001	<0.0002	0.0004	<0.0002	<0.0002	<0.0002	<0.0002	<0.0002	<0.0002	<0.0005	<0.0005	<0.0005	<0.0005	<0.0005
SD005	26 May 2022	0902_SD005_220526	Normal	NSW_0902_PFASOMP	<0.0002	0.0073	0.0002	0.0075	0.0075	<0.0002	<0.0002	<0.0002	<0.0002	<0.001	<0.0002	<0.0002	<0.0002	<0.0002	<0.0002	<0.0002	<0.0002	<0.0002	<0.0005	<0.0005	<0.0005	<0.0005	<0.0005
SD005	11 Nov 2022	0902_SD005_221111	Normal	NSW_0902_PFASOMP	<0.0002	0.0108	0.0003	0.0111	0.0111	<0.0002	<0.0002	<0.0002	<0.0002	<0.001	<0.0002	<0.0002	<0.0002	<0.0002	<0.0002	<0.0002	<0.0002	<0.0002	<0.0005	<0.0005	<0.0005	<0.0005	<0.0005
SD005	11 May 2023	0902_SD005_230511	Normal	NSW_0902_PFASOMP_23	<0.0002	0.0040	0.0002	0.0042	0.0042	<0.0002	<0.0002	<0.0002	<0.0002	<0.001	<0.0002	<0.0002	<0.0002	<0.0002	<0.0002	<0.0002	<0.0002	<0.0002	<0.0005	<0.0005	<0.0005	<0.0005	<0.0005
SD005	22 Nov 2023	0902_SD005_231122	Normal	NSW_0902_PFASOMP_23	<0.0002	0.0096	0.0006	0.0102	0.0102	<0.0002	<0.0002	<0.0002	<0.0002	<0.001	<0.0002	<0.0002	<0.0002	<0.0002	<0.0002	<0.0002	<0.0002	<0.0002	<0.0005	<0.0005	<0.0005	<0.0005	<0.0005
SD005	13 Jun 2024	0902_SD005_240613	Normal	NSW_0902_PFASOMP_24	<0.0002	0.0087	0.0008	0.0095	0.0095	<0.0002	<0.0002	<0.0002	<0.0002	<0.001	<0.0002	<0.0002	<0.0002	<0.0002	<0.0002	<0.0002	<0.0002	<0.0002	<0.0005	<0.0005	<0.0005	<0.0005	<0.0005
SD007	15 Jan 2018	0902_SD007_180115	Normal	NSW_0902_PFAS	<0.0002	0.0103	0.0009	0.0112	0.0123	<0.0002	<0.0002	0.0009	<0.0002	<0.001	<0.0002	<0.0002	<0.0002	<0.0002	<0.0002	<0.0002	0.0002	<0.0002	<0.0005	<0.0005	<0.0005	<0.0005	<0.0005
SD007	08 Nov 2019	0902_SD007_191108	Normal	NSW_0902_PFASOMP	<0.0002	0.0044	0.0007	0.0051	0.0051	<0.0002	<0.0002	<0.0002	<0.0002	<0.001	<0.0002	<0.0002	<0.0002	<0.0002	<0.0002	<0.0002	<0.0002	<0.0002	<0.0005	<0.0005	<0.0005	<0.0005	<0.0005
SD007	14 May 2020	0902_SD007_200514	Normal	NSW_0902_PFASOMP	<0.0002	0.0033	0.0002	0.0035	0.0035	<0.0002	<0.0002	<0.0002	<0.0002	<0.001	<0.0002	<0.0002	<0.0002	<0.0002	<0.0002	<0.0002	<0.0002	<0.0002	<0.0005	<0.0005	<0.0005	<0.0005	<0.0005
SD007	14 May 2020	0902_QC207_200514	Interlab_D	NSW_0902_PFASOMP	<0.001	0.0057	<0.001	0.0057	0.0057	<0.001	<0.001	<0.001	<0.001	<0.002	<0.002	<0.001	<0.001	<0.001	<0.001	<0.002	<0.002	<0.002	<0.002	<0.001	<0.001	<0.001	<0.002
SD007	12 Nov 2020	0902_SD007_201112	Normal	NSW_0902_PFASOMP	<0.0002	0.0035	0.0005	0.0040	0.0042	<0.0002	<0.0002	<0.0002	<0.0002	<0.001	0.0002	<0.0002	<0.0002	<0.0002	<0.0002	<0.0002	<0.0002	<0.0002	<0.0005	<0.0005	<0.0005	<0.0005	<0.0005
SD007	12 Nov 2020	0902_QC205_201112	Interlab_D	NSW_0902_PFASOMP	<0.001	0.0041	<0.001	0.0041	0.0041	<0.001	<0.001	<0.001	<0.001	<0.002	<0.002	<0.001	<0.001	<0.001	<0.001	<0.002	<0.002	<0.002	<0.002	<0.001	<0.001	<0.001	<0.002
SD007	06 May 2021	0902_SD007_210506	Normal	NSW_0902_PFASOMP	<0.0002	0.0012	0.0002	0.0014	0.0019	<0.0002	<0.0002	<0.0002	<0.0002	<0.001	<0.0002	0.0005	<0.0002	<0.0002	<0.0002	<0.0002	<0.0002	<0.0002	<0.0005	<0.0005	<0.0005	<0.0005	<0.0005
SD007	29 Nov 2021	0902_SD007_211129	Normal	NSW_0902_PFASOMP	<0.0002	0.0121	0.0008	0.0129	0.0129	<0.0002	<0.0002	<0.0002	<0.0002	<0.001	<0.0002	<0.0002	<0.0002	<0.0002	<0.0002	<0.0002	<0.0002	<0.0002	<0.0005	<0.0005	<0.0005	<0.0005	<0.0005
SD007	29 Nov 2021	0902_QC111_211129	Field_D	NSW_0902_PFASOMP	<0.0002	0.0100	0.0012	0.0112	0.0115	<0.0002	<0.0002	<0.0002	<0.0002	<0.001	<0.0002	0.0003	<0.0002	<0.0002	<0.0002	<0.0002	<0.0002	<0.0002	<0.0005	<0.0005	<0.0005	<0.0005	<0.0005
SD007	26 May 2022	0902_SD007_220526	Normal	NSW_0902_PFASOMP	<0.0002	0.0018	<0.0002	0.0018	0.0018	<0.0002	<0.0002	<0.0002	<0.0002	<0.001	<0.0002	<0.0002	<0.0002	<0.0002	<0.0002	<0.0002	<0.0002	<0.0002	<0.0005	<0.0005	<0.0005	<0.0005	<0.0005
SD007	11 Nov 2022	0902_SD007_221111	Normal	NSW_0902_PFASOMP	<0.0002	0.0045	0.0004	0.0049	0.0049	<0.0002	<0.0002	<0.0002	<0.0002	<0.001	<0.0002	<0.0002	<0.0002	<0.0002	<0.0002	<0.0002	<0.0002	<0.0002	<0.0005	<0.0005	<0.0005	<0.0005	<0.0005
SD007	11 May 2023	0902_SD007_230511	Normal	NSW_0902_PFASOMP_23	<0.0002	0.0010	<0.0002	0.0010	0.0010	<0.0002	<0.0002	<0.0002	<0.0002	<0.001	<0.0002	<0.0002	<0.0002	<0.0002	<0.0002	<0.0002	<0.0002	<0.0002	<0.0005	<0.0005	<0.0005	<0.0005	<0.0005
SD007	22 Nov 2023	0902_SD007_231122	Normal	NSW_0902_PFASOMP_23	<0.0002	0.0028	<0.0002	0.0028	0.0028	<0.0002	<0.0002	<0.0002	<0.0002	<0.001	<0.0002	<0.0002	<0.0002	<0.0002	<0.0002	<0.0002	<0.0002	<0.0002	<0.0005	<0.0005	<0.0005	<0.0005	<0.0005
SD007	13 Jun 2024	0902_SD007_240613	Normal	NSW_0902_PFASOMP_24	<0.0002	0.0050	0.0004	0.0054	0.0054	<0.0002	<0.0002	<0.0002	<0.0002	<0.001	<0.0002	<0.0002	<0.0002	<0.0002	<0.0002	<0.0002	<0.0002	<0.0002	<0.0005	<0.0005	<0.0005	<0.0005	<0.0005
SD008	27 Feb 2018	0902_SD008_270218	Normal	NSW_0902_PFAS	0.0004	0.0367	0.0043	0.0410	0.0452	0.0003	0.0003	0.0003	0.0008	<0.001	<0.0002	0.0006	0.0005	0.0002	0.0002	0.0004	0.0002	<0.0002	<0.0005	<0.0005	<0.0005	<0.0005	<0.0005
SD008	08 Nov 2019	0902_SD008_191108	Normal	NSW_0902_PFASOMP	<0.0002	0.0068	0.0006	0.0074	0.0086	<0.0002	<0.0002	<0.0002	<0.0002	<0.001	<0.0002	<0.0002	<0.0002	<0.0002	<0.0002	<0.0002	<0.0002	<0.0002	<0.0005	<0.0005	<0.0005	<0.0005	<0.0005
SD008	14 May 2020	0902_SD008_200514	Normal	NSW_0902_PFASOMP	<0.0002	0.0109	0.0018	0.0127	0.0133	0.0002	0.0004	<0.0002	<0.0002	<0.001	<0.0002	<0.0002	<0.0002	<0.0002	<0.0002	<0.0002	<0.0002	<0.0002	<0.0005	<0.0005	<0.0005	<0.0005	<0.0005
SD008	14 May 2020	0902_QC108_200514	Field_D	NSW_0902_PFASOMP	<0.0002	0.0161	0.0032	0.0193	0.0201	0.0003	0.0003	<0.0002	<0.0002	<0.001	<0.0002	<0.0002	<0.0002	<0.0002	<0.0002	0.0002	<0.0002	<0.0002	<0.0005	<0.0005	<0.0005	<0.0005	<0.0005
SD008	12 Nov 2020	0902_SD008_201112	Normal	NSW_0902_PFASOMP	0.0002	0.0172	0.0019	0.0191	0.0204	0.0006	<0.0002	<0.0002	<0.0002	<0.001	0.0005	<0.0002	<0.0002	<0.0002	<0.0002	<0.0002	<0.0002	<0.0002	<0.0005	<0.0005	<0.0005	<0.0005	<0.0005
SD008	06 May 2021	0902_SD008_210506	Normal	NSW_0902_PFASOMP	<0.0002	0.0043	0.0020	0.0063	0.0069	0.0004	<0.0002	<0.0002	<0.0002	<0.001	<0.0002	<0.0002	<0.0002	<0.0002	<0.0002	<0.0002	0.0002	<0.0002	<0.0005	<0.0005	<0.0005	<0.0005	<0.0005
SD008	29 Nov 2021	0902_SD008_211129	Normal	NSW_0902_PFASOMP	<0.0002	0.0056	0.0011	0.0067	0.0086	<0.0002	<0.0002	0.0010	<0.0002	<0.001	<0.0002	<0.0002	<0.0002	<0.0002	0.0009	<0.0002	<0.0002	<0.0002	<0.0005	<0.0005	<0.0005	<0.0005	<0.0005

					PFAS - Perfluoroalkyl Sulfonamides						
					Perfluorooctane sulfonamide (FOSA)	N-Methyl perfluorooctane sulfonamide (MeFOSA)	N-Methyl perfluorooctane sulfonamidoacetic acid (MeFOSAA)	N-methyl perfluorooctane sulfonamidoethanol (MeFOSE)	N-Ethyl perfluorooctane sulfonamide (EtFOSA)	N-Ethyl perfluorooctane sulfonamidoacetic acid (EtFOSAA)	N-Ethyl perfluorooctane sulfonamidoethanol (EtFOSE)
					mg/kg	mg/kg	mg/kg	mg/kg	mg/kg	mg/kg	mg/kg
LOR					0.0002	0.0005	0.0002	0.0005	0.0005	0.0002	0.0005
Location Code	**Date**	**Field ID**	**Sample Type**	**Project ID**							
SD003	29 Nov 2021	0902_SD003_211129	Normal	NSW_0902_PFASOMP	0.0232	<0.0005	<0.0002	<0.0005	<0.0005	0.0003	<0.0005
SD003	29 Nov 2021	0902_QC210_211129	Interlab_D	NSW_0902_PFASOMP	0.024	<0.001	<0.0002	<0.001	<0.001	0.0002	<0.005
SD003	27 May 2022	0902_SD003_220527	Normal	NSW_0902_PFASOMP	0.0066	<0.0005	<0.0002	<0.0005	<0.0005	<0.0002	<0.0005
SD003	08 Nov 2022	0902_SD003_221108	Normal	NSW_0902_PFASOMP	0.0085	<0.0025	<0.0010	<0.0025	<0.0025	<0.0010	<0.0025
SD003	08 May 2023	0902_SD003_230508	Normal	NSW_0902_PFASOMP_23	0.0071	<0.0005	<0.0002	<0.0005	<0.0005	<0.0002	<0.0005
SD003	20 Nov 2023	0902_SD003_231120	Normal	NSW_0902_PFASOMP_23	0.0153	<0.0025	<0.0010	<0.0025	<0.0025	<0.0010	<0.0025
SD003	22 May 2024	0902_SD003_240522	Normal	NSW_0902_PFASOMP_24	0.0148	<0.0025	<0.0010	<0.0025	<0.0025	<0.0010	<0.0025
SD003	22 May 2024	0902_QC104_240522	Field_D	NSW_0902_PFASOMP_24	0.0079	<0.0025	<0.0010	<0.0025	<0.0025	<0.0010	<0.0025
SD003	22 May 2024	0902_QC204_240522	Interlab_D	NSW_0902_PFASOMP_24	0.013	<0.002	<0.0004	<0.002	<0.002	<0.0004	<0.01
SD005	08 Nov 2019	0902_SD005_191108	Normal	NSW_0902_PFASOMP	<0.0002	<0.0005	<0.0002	<0.0005	<0.0005	<0.0002	<0.0005
SD005	14 May 2020	0902_SD005_200514	Normal	NSW_0902_PFASOMP	<0.0002	<0.0005	<0.0002	<0.0005	<0.0005	<0.0002	<0.0005
SD005	14 May 2020	0902_QC105_200514	Field_D	NSW_0902_PFASOMP	<0.0002	<0.0005	<0.0002	<0.0005	<0.0005	<0.0002	<0.0005
SD005	12 Nov 2020	0902_SD005_201112	Normal	NSW_0902_PFASOMP	<0.0002	<0.0005	<0.0002	<0.0005	<0.0005	<0.0002	<0.0005
SD005	12 Nov 2020	0902_QC105_201112	Field_D	NSW_0902_PFASOMP	<0.0002	<0.0005	<0.0002	<0.0005	<0.0005	<0.0002	<0.0005
SD005	06 May 2021	0902_SD005_210506	Normal	NSW_0902_PFASOMP	<0.0002	<0.0005	<0.0002	<0.0005	<0.0005	<0.0002	<0.0005
SD005	25 Nov 2021	0902_SD005_211125	Normal	NSW_0902_PFASOMP	<0.0002	<0.0005	<0.0002	<0.0005	<0.0005	<0.0002	<0.0005
SD005	26 May 2022	0902_SD005_220526	Normal	NSW_0902_PFASOMP	<0.0002	<0.0005	<0.0002	<0.0005	<0.0005	<0.0002	<0.0005
SD005	11 Nov 2022	0902_SD005_221111	Normal	NSW_0902_PFASOMP	<0.0002	<0.0005	<0.0002	<0.0005	<0.0005	<0.0002	<0.0005
SD005	11 May 2023	0902_SD005_230511	Normal	NSW_0902_PFASOMP_23	<0.0002	<0.0005	<0.0002	<0.0005	<0.0005	<0.0002	<0.0005
SD005	22 Nov 2023	0902_SD005_231122	Normal	NSW_0902_PFASOMP_23	<0.0002	<0.0005	<0.0002	<0.0005	<0.0005	<0.0002	<0.0005
SD005	13 Jun 2024	0902_SD005_240613	Normal	NSW_0902_PFASOMP_24	<0.0002	<0.0005	<0.0002	<0.0005	<0.0005	<0.0002	<0.0005
SD007	15 Jan 2018	0902_SD007_180115	Normal	NSW_0902_PFAS	<0.0002	<0.0005	<0.0002	<0.0005	<0.0005	<0.0002	<0.0005
SD007	08 Nov 2019	0902_SD007_191108	Normal	NSW_0902_PFASOMP	<0.0002	<0.0005	<0.0002	<0.0005	<0.0005	<0.0002	<0.0005
SD007	14 May 2020	0902_SD007_200514	Normal	NSW_0902_PFASOMP	<0.0002	<0.0005	<0.0002	<0.0005	<0.0005	<0.0002	<0.0005
SD007	14 May 2020	0902_QC207_200514	Interlab_D	NSW_0902_PFASOMP	<0.001	<0.002	<0.002	<0.005	<0.002	<0.002	<0.005
SD007	12 Nov 2020	0902_SD007_201112	Normal	NSW_0902_PFASOMP	<0.0002	<0.0005	<0.0002	<0.0005	<0.0005	<0.0002	<0.0005
SD007	12 Nov 2020	0902_QC205_201112	Interlab_D	NSW_0902_PFASOMP	<0.001	<0.002	<0.002	<0.005	<0.002	<0.002	<0.005
SD007	06 May 2021	0902_SD007_210506	Normal	NSW_0902_PFASOMP	<0.0002	<0.0005	<0.0002	<0.0005	<0.0005	<0.0002	<0.0005
SD007	29 Nov 2021	0902_SD007_211129	Normal	NSW_0902_PFASOMP	<0.0002	<0.0005	<0.0002	<0.0005	<0.0005	<0.0002	<0.0005
SD007	29 Nov 2021	0902_QC111_211129	Field_D	NSW_0902_PFASOMP	<0.0002	<0.0005	<0.0002	<0.0005	<0.0005	<0.0002	<0.0005
SD007	26 May 2022	0902_SD007_220526	Normal	NSW_0902_PFASOMP	<0.0002	<0.0005	<0.0002	<0.0005	<0.0005	<0.0002	<0.0005
SD007	11 Nov 2022	0902_SD007_221111	Normal	NSW_0902_PFASOMP	<0.0002	<0.0005	<0.0002	<0.0005	<0.0005	<0.0002	<0.0005
SD007	11 May 2023	0902_SD007_230511	Normal	NSW_0902_PFASOMP_23	<0.0002	<0.0005	<0.0002	<0.0005	<0.0005	<0.0002	<0.0005
SD007	22 Nov 2023	0902_SD007_231122	Normal	NSW_0902_PFASOMP_23	<0.0002	<0.0005	<0.0002	<0.0005	<0.0005	<0.0002	<0.0005
SD007	13 Jun 2024	0902_SD007_240613	Normal	NSW_0902_PFASOMP_24	<0.0002	<0.0005	<0.0002	<0.0005	<0.0005	<0.0002	<0.0005
SD008	27 Feb 2018	0902_SD008_270218	Normal	NSW_0902_PFAS	<0.0002	<0.0005	<0.0002	<0.0005	<0.0005	<0.0002	<0.0005
SD008	08 Nov 2019	0902_SD008_191108	Normal	NSW_0902_PFASOMP	<0.0002	<0.0005	<0.0002	<0.0005	<0.0005	0.0012	<0.0005
SD008	14 May 2020	0902_SD008_200514	Normal	NSW_0902_PFASOMP	<0.0002	<0.0005	<0.0002	<0.0005	<0.0005	<0.0002	<0.0005
SD008	14 May 2020	0902_QC108_200514	Field_D	NSW_0902_PFASOMP	<0.0002	<0.0005	<0.0002	<0.0005	<0.0005	<0.0002	<0.0005
SD008	12 Nov 2020	0902_SD008_201112	Normal	NSW_0902_PFASOMP	<0.0002	<0.0005	<0.0002	<0.0005	<0.0005	<0.0002	<0.0005
SD008	06 May 2021	0902_SD008_210506	Normal	NSW_0902_PFASOMP	<0.0002	<0.0005	<0.0002	<0.0005	<0.0005	<0.0002	<0.0005
SD008	29 Nov 2021	0902_SD008_211129	Normal	NSW_0902_PFASOMP	<0.0002	<0.0005	<0.0002	<0.0005	<0.0005	<0.0002	<0.0005

Table T10 - Historical Sediment Analytical Results

					PFAS					PFAS - Perfluoroalkyl Sulfonic Acids				PFAS - Perfluoroalkyl Carboxylic Acids										PFAS - (n:2) Fluorotelomer Sulfonic Acids			
					Perfluorooctanoic acid (PFOA)	Perfluorooctane sulfonic acid (PFOS)	Perfluorohexane sulfonic acid (PFHxS)	Sum of PFHxS and PFOS	Sum of PFAS	Perfluorobutane sulfonic acid (PFBS)	Perfluoropentane sulfonic acid (PFPeS)	Perfluoroheptane sulfonic acid (PFHpS)	Perfluorodecane sulfonic acid (PFDS)	Perfluorobutanoic acid (PFBA)	Perfluoropentanoic acid (PFPeA)	Perfluorohexanoic acid (PFHxA)	Perfluoroheptanoic acid (PFHpA)	Perfluorononanoic acid (PFNA)	Perfluorodecanoic acid (PFDA)	Perfluoroundecanoic acid (PFUnDA)	Perfluorododecanoic acid (PFDoDA)	Perfluorotridecanoic acid (PFTrDA)	Perfluorotetradecanoic acid (PFTeDA)	4:2 Fluorotelomer sulfonic acid (4:2 FTS)	6:2 Fluorotelomer sulfonic acid (6:2 FTS)	8:2 Fluorotelomer sulfonic acid (8:2 FTS)	10:2 Fluorotelomer sulfonic acid (10:2 FTS)
					mg/kg	mg/kg	mg/kg	mg/kg	mg/kg	mg/kg	mg/kg	mg/kg	mg/kg	mg/kg	mg/kg	mg/kg	mg/kg	mg/kg	mg/kg	mg/kg	mg/kg	mg/kg	mg/kg	mg/kg	mg/kg	mg/kg	mg/kg
LOR					0.0001	0.0001	0.0001	0.0001	0.0001	0.0001	0.0001	0.0001	0.0002	0.0002	0.0002	0.0001	0.0001	0.0001	0.0002	0.0002	0.0002	0.0002	0.0005	0.0001	0.0001	0.0001	0.0001
Location Code	**Date**	**Field ID**	**Sample Type**	**Project ID**																							
SD008	29 Nov 2021	0902_QC114_211129	Field_D	NSW_0902_PFASOMP	<0.0002	0.0036	0.0010	0.0046	0.0046	<0.0002	<0.0002	<0.0002	<0.0002	<0.001	<0.0002	<0.0002	<0.0002	<0.0002	<0.0002	<0.0002	<0.0002	<0.0002	<0.0005	<0.0005	<0.0005	<0.0005	<0.0005
SD008	26 May 2022	0902_SD008_220526	Normal	NSW_0902_PFASOMP	<0.0002	0.0072	0.0010	0.0082	0.0084	<0.0002	<0.0002	<0.0002	0.0002	<0.001	<0.0002	<0.0002	<0.0002	<0.0002	<0.0002	<0.0002	<0.0002	<0.0002	<0.0005	<0.0005	<0.0005	<0.0005	<0.0005
SD008	11 Nov 2022	0902_SD008_221111	Normal	NSW_0902_PFASOMP	<0.0002	0.0209	0.0024	0.0233	0.0236	<0.0002	<0.0002	<0.0002	<0.0002	<0.001	<0.0002	<0.0002	<0.0002	<0.0002	<0.0002	<0.0002	0.0003	<0.0002	<0.0005	<0.0005	<0.0005	<0.0005	<0.0005
SD008	11 May 2023	0902_SD008_230511	Normal	NSW_0902_PFASOMP_23	<0.0002	0.0406	0.0007	0.0413	0.0465	<0.0002	<0.0002	0.0002	0.0032	<0.001	<0.0002	<0.0002	<0.0002	<0.0002	0.0005	0.0008	<0.0002	<0.0005	<0.0005	<0.0005	<0.0005	<0.0005	<0.0005
SD008	22 Nov 2023	0902_SD008_231122	Normal	NSW_0902_PFASOMP_23	0.0003	0.0361	0.0032	0.0393	0.0432	<0.0002	<0.0002	0.0002	0.0007	0.001	<0.0002	0.0006	0.0002	<0.0002	0.0002	0.0002	0.0002	<0.0002	<0.0005	<0.0005	<0.0005	<0.0005	<0.0005
SD008	13 Jun 2024	0902_SD008_240613	Normal	NSW_0902_PFASOMP_24	0.0002	0.0150	0.0028	0.0178	0.0189	0.0002	0.0003	0.0002	<0.0002	<0.001	<0.0002	<0.0002	0.0002	<0.0002	<0.0002	<0.0002	<0.0002	<0.0002	<0.0005	<0.0005	<0.0005	<0.0005	<0.0005
SD009	15 Jan 2018	0902_SD009_180115	Normal	NSW_0902_PFAS	0.0008	0.263	0.0086	0.272	0.287	<0.0002	<0.0002	0.0011	0.0064	<0.001	<0.0002	0.0003	0.0002	0.0003	0.0006	0.0004	0.0005	<0.0002	<0.0005	<0.0005	<0.0005	<0.0005	<0.0005
SD009	05 Feb 2018	0902_SD09_050218	Normal	NSW_0902_PFAS	0.0004	0.191	0.0024	0.193	0.206	<0.0002	<0.0002	0.0007	0.0094	<0.001	<0.0002	<0.0002	<0.0002	0.0002	0.0004	0.0005	0.0004	<0.0002	<0.0005	<0.0005	<0.0005	<0.0005	<0.0005
SD009	27 Feb 2018	0902_SD009_270218	Normal	NSW_0902_PFAS	0.0016	0.0917	0.0071	0.0988	0.113	0.0003	0.0004	0.0008	0.0027	0.002	<0.0002	0.0006	0.0004	0.0003	0.0006	0.0007	0.0007	<0.0002	<0.0005	<0.0005	0.0014	0.0007	<0.0005
SD009	04 Nov 2019	0902_SD009_191104	Normal	NSW_0902_PFASOMP	<0.0002	0.0178	0.0009	0.0187	0.0223	<0.0002	<0.0002	<0.0002	0.0008	<0.001	<0.0002	0.0003	<0.0002	<0.0002	<0.0002	0.0002	0.0003	<0.0002	<0.0005	<0.0005	<0.0005	<0.0005	<0.0005
SD009	14 May 2020	0902_SD009_200514	Normal	NSW_0902_PFASOMP	0.0024	0.147	0.0227	0.170	0.227	0.0016	0.0041	0.0017	0.0041	0.002	0.0044	0.0032	0.0020	0.0008	0.0006	0.0017	0.0106	0.0054	0.0043	<0.0005	0.0018	0.0016	0.0009
SD009	12 Nov 2020	0902_SD009_201112	Normal	NSW_0902_PFASOMP	0.0007	0.0822	0.0086	0.0908	0.116	0.0007	0.0007	0.0006	0.0016	0.001	0.0011	0.0019	0.0004	<0.0002	0.0003	0.0008	0.0053	0.0030	0.0028	<0.0005	0.0010	0.0012	0.0006
SD009	06 May 2021	0902_SD009_210506	Normal	NSW_0902_PFASOMP	0.0005	0.0712	0.0037	0.0749	0.0878	<0.0002	<0.0002	0.0007	0.0066	<0.001	0.0004	0.0004	0.0003	0.0005	0.0009	0.0012	0.0010	<0.0002	<0.0005	<0.0005	<0.0005	<0.0005	<0.0005
SD009	29 Nov 2021	0902_SD009_211129	Normal	NSW_0902_PFASOMP	0.0003	0.0493	0.0032	0.0525	0.0561	0.0003	0.0003	0.0003	0.0010	<0.001	<0.0002	0.0006	<0.0002	<0.0002	<0.0002	<0.0002	0.0005	<0.0002	<0.0005	<0.0005	<0.0005	<0.0005	<0.0005
SD009	29 Nov 2021	0902_QC215_211129	Interlab_D	NSW_0902_PFASOMP	0.0003	0.047	0.0031	0.05	0.057	0.0002	0.0002	0.0005	0.0006	<0.0002	0.0004	0.0004	0.0002	0.0002	<0.0005	0.0006	0.001	0.001	<0.005	<0.0001	0.0001	0.0004	0.0003
SD009	26 May 2022	0902_SD009_220526	Normal	NSW_0902_PFASOMP	0.0005	0.0541	0.0079	0.0620	0.0665	<0.0002	0.0003	0.0007	0.0010	<0.001	<0.0002	0.0004	<0.0002	0.0005	0.0003	0.0003	0.0003	<0.0002	<0.0005	<0.0005	<0.0005	<0.0005	<0.0005
SD009	18 Nov 2022	0902_SD009_221118	Normal	NSW_0902_PFASOMP	<0.0002	0.0161	0.0018	0.0179	0.0194	<0.0002	<0.0002	<0.0002	0.0008	<0.001	<0.0002	<0.0002	<0.0002	<0.0002	<0.0002	0.0002	<0.0002	<0.0002	<0.0005	<0.0005	<0.0005	<0.0005	<0.0005
SD009	11 May 2023	0902_SD009_230511	Normal	NSW_0902_PFASOMP_23	0.0002	0.0182	0.0013	0.0195	0.0227	<0.0002	<0.0002	0.0004	0.0008	<0.001	<0.0002	0.0004	<0.0002	<0.0002	<0.0002	<0.0002	0.0007	0.0004	<0.0005	<0.0005	<0.0005	<0.0005	<0.0005
SD009	22 Nov 2023	0902_SD009_231122	Normal	NSW_0902_PFASOMP_23	0.0014	0.155	0.0084	0.163	0.208	0.0004	0.0004	0.0010	0.0054	0.002	0.0035	0.0026	0.0010	0.0007	0.0011	0.0016	0.0063	0.0042	0.0050	<0.0005	0.0029	0.0008	0.0013
SD009	13 Jun 2024	0902_SD009_240613	Normal	NSW_0902_PFASOMP_24	<0.0002	0.0112	0.0016	0.0128	0.0132	<0.0002	<0.0002	<0.0002	0.0004	<0.001	<0.0002	<0.0002	<0.0002	<0.0002	<0.0002	<0.0002	<0.0002	<0.0002	<0.0005	<0.0005	<0.0005	<0.0005	<0.0005
SD011	15 Jan 2018	0902_SD011_180115	Normal	NSW_0902_PFAS	0.0014	0.178	0.0085	0.186	0.226	<0.0002	0.0006	0.0021	0.0022	<0.001	<0.0002	0.0012	0.0006	0.0005	0.0010	0.0016	0.0028	0.0029	0.0076	<0.0005	0.0028	0.0047	0.0007
SD011	27 Feb 2018	0902_SD011_270218	Normal	NSW_0902_PFAS	0.0003	0.0090	0.0012	0.0102	0.0146	<0.0002	<0.0002	<0.0002	<0.0002	<0.001	<0.0002	0.0007	0.0002	<0.0002	<0.0002	<0.0002	0.0002	<0.0002	<0.0005	<0.0005	0.0030	<0.0005	<0.0005
SD011	27 Feb 2018	0902_QC221_270218	Interlab_D	NSW_0902_PFAS	0.0005	0.035	0.006	0.041	0.0415	0.0005	0.0005	0.0006	0.0005	0.0006	0.0007	0.0011	0.0002	0.0003	<0.0005	<0.0005	0.0007	<0.0005	<0.005	<0.0001	0.0002	0.0003	0.0001
SD011	08 Nov 2019	0902_SD011_191108	Normal	NSW_0902_PFASOMP	<0.0002	0.0027	<0.0002	0.0027	0.0027	<0.0002	<0.0002	<0.0002	<0.0002	<0.001	<0.0002	<0.0002	<0.0002	<0.0002	<0.0002	<0.0002	<0.0002	<0.0002	<0.0005	<0.0005	<0.0005	<0.0005	<0.0005
SD011	15 May 2020	0902_SD011_200515	Normal	NSW_0902_PFASOMP	<0.0005	0.0217	0.0027	0.0244	0.0271	<0.0005	<0.0005	<0.0005	<0.0005	<0.001	<0.0005	<0.0005	<0.0005	<0.0005	<0.0005	0.0009	0.0018	<0.0005	<0.0012	<0.0005	<0.0005	<0.0005	<0.0005
SD011	12 Nov 2020	0902_SD011_201112	Normal	NSW_0902_PFASOMP	0.0005	0.0664	0.0045	0.0709	0.0815	<0.0002	0.0002	0.0004	0.0006	<0.001	0.0006	0.0011	0.0003	0.0003	0.0006	0.0011	0.0028	0.0007	0.0006	<0.0005	<0.0005	<0.0005	<0.0005
SD011	07 May 2021	0902_SD011_210507	Normal	NSW_0902_PFASOMP	<0.0002	0.0311	0.0021	0.0332	0.0352	<0.0002	<0.0002	<0.0002	0.0012	<0.001	<0.0002	<0.0002	<0.0002	<0.0002	0.0002	0.0003	0.0003	<0.0002	<0.0005	<0.0005	<0.0005	<0.0005	<0.0005
SD011	29 Nov 2021	0902_SD011_211129	Normal	NSW_0902_PFASOMP	0.0006	0.117	0.0050	0.122	0.138	0.0003	0.0003	0.0006	0.0027	<0.001	0.0004	0.0013	0.0004	0.0008	0.0014	0.0019	0.0025	0.0008	0.0008	<0.0005	<0.0005	<0.0005	<0.0005
SD011	27 May 2022	0902_SD011_220527	Normal	NSW_0902_PFASOMP	0.0004	0.0407	0.0059	0.0466	0.0527	0.0008	0.0008	0.0005	0.0007	<0.001	0.0003	0.0011	0.0002	<0.0002	<0.0002	0.0003	0.0006	0.0002	<0.0005	<0.0005	<0.0005	<0.0005	<0.0005
SD011	11 Nov 2022	0902_SD011_221111	Normal	NSW_0902_PFASOMP	0.0004	0.0871	0.0075	0.0946	0.105	0.0003	0.0004	0.0006	0.0021	<0.001	<0.0002	0.0008	<0.0002	<0.0002	<0.0002	0.0006	0.0028	0.0010	0.0008	<0.0005	<0.0005	<0.0005	<0.0005
SD011	11 May 2023	0902_SD011_230511	Normal	NSW_0902_PFASOMP_23	<0.0002	0.0360	0.0019	0.0379	0.0392	<0.0002	<0.0002	0.0003	0.0007	<0.001	<0.0002	<0.0002	<0.0002	<0.0002	<0.0002	<0.0002	<0.0002	<0.0002	<0.0005	<0.0005	<0.0005	<0.0005	<0.0005
SD011	22 Nov 2023	0902_SD011_231122	Normal	NSW_0902_PFASOMP_23	0.0003	0.0378	0.0022	0.0400	0.0484	<0.0002	<0.0002	0.0002	0.0021	<0.001	<0.0002	0.0004	<0.0002	<0.0002	0.0003	0.0006	0.0021	0.0006	0.0005	<0.0005	0.0009	<0.0005	<0.0005
SD011	22 Nov 2023	0902_QC104_231122	Field_D	NSW_0902_PFASOMP_23	<0.0002	0.0084	0.0008	0.0092	0.0102	<0.0002	<0.0002	<0.0002	0.0006	<0.001	<0.0002	<0.0002	<0.0002	<0.0002	<0.0002	<0.0002	0.0004	<0.0002	<0.0005	<0.0005	<0.0005	<0.0005	<0.0005
SD011	22 Nov 2023	0902_QC204_231122	Interlab_D	NSW_0902_PFASOMP_23	0.0001	0.012	0.0012	0.013	0.016	<0.0001	0.0001	0.0001	0.0007	<0.0002	<0.0002	0.0001	<0.0001	<0.0001	<0.0005	<0.0005	0.0007	<0.0005	<0.005	<0.0001	0.0002	<0.0002	<0.0002
SD011	13 Jun 2024	0902_SD011_240613	Normal	NSW_0902_PFASOMP_24	0.0007	0.164	0.0118	0.176	0.207	0.0005	0.0008	0.0013	0.0071	<0.001	0.0009	0.0012	0.0004	0.0005	0.0016	0.0032	0.0069	0.0025	0.0022	<0.0005	<0.0005	<0.0005	<0.0005
SD013	08 Nov 2019	0902_SD013_191108	Normal	NSW_0902_PFASOMP	<0.0002	0.0135	0.0018	0.0153	0.0184	<0.0002	<0.0002	<0.0002	<0.0002	<0.001	<0.0002	<0.0002	<0.0002	<0.0002	0.0004	0.0008	0.0014	<0.0002	<0.0005	<0.0005	<0.0005	<0.0005	<0.0005
SD013	14 May 2020	0902_SD013_200514	Normal	NSW_0902_PFASOMP	0.0002	0.0382	0.0029	0.0411	0.0428	0.0002	0.0004	0.0002	0.0004	<0.001	<0.0002	0.0003	<0.0002	<0.0002	<0.0002	<0.0002	<0.0002	<0.0002	<0.0005	<0.0005	<0.0005	<0.0005	<0.0005
SD013	14 May 2020	0902_QC209_200514	Interlab_D	NSW_0902_PFASOMP	<0.001	0.054	0.0035	0.0575	0.0575	<0.001	<0.001	<0.001	<0.001	0.029	<0.002	<0.001	<0.001	<0.001	<0.001	<0.002	<0.002	<0.002	<0.002	<0.001	<0.001	<0.001	<0.002
SD013	12 Nov 2020	0902_SD013_201112	Normal	NSW_0902_PFASOMP	<0.0002	0.0148	0.0025	0.0173	0.0173	<0.0002	<0.0002	<0.0002	<0.0002	<0.001	<0.0002	<0.0002	<0.0002	<0.0002	<0.0002	<0.0002	<0.0002	<0.0002	<0.0005	<0.0005	<0.0005	<0.0005	<0.0005
SD013	06 May 2021	0902_SD013_210506	Normal	NSW_0902_PFASOMP	0.0006	0.0276	0.0022	0.0298	0.0322	<0.0002	<0.0002	0.0002	0.0003	<0.001	0.0003	0.0006	0.0004	<0.0002	<0.0002	<0.0002	<0.0002	<0.0002	<0.0005	<0.0005	<0.0005	<0.0005	<0.0005
SD013	29 Nov 2021	0902_SD013_211129	Normal	NSW_0902_PFASOMP	0.0008	0.178	0.0358	0.214	0.225	0.0006	0.0011	0.0024	0.0017	<0.001	0.0019	0.0013	0.0003	0.0003	0.0004	0.0002	<0.0002	<0.0002	<0.0005	<0.0005	<0.0005	<0.0005	<0.0005
SD013	27 May 2022	0902_SD013_220527	Normal	NSW_0902_PFASOMP	<0.0002	0.0463	0.0030	0.0493	0.0507	<0.0002	<0.0002	0.0007	0.0005	<0.001	<0.0002	0.0002	<0.0002	<0.0002	<0.0002	<0.0002	<0.0002	<0.0002	<0.0005	<0.0005	<0.0005	<0.0005	<0.0005

					PFAS - Perfluoroalkyl Sulfonamides						
					Perfluorooctane sulfonamide (FOSA)	N-Methyl perfluorooctane sulfonamide (MeFOSA)	N-Methyl perfluorooctane sulfonamidoacetic acid (MeFOSAA)	N-methyl perfluorooctane sulfonamidoethanol (MeFOSE)	N-Ethyl perfluorooctane sulfonamide (EtFOSA)	N-Ethyl perfluorooctane sulfonamidoacetic acid (EtFOSAA)	N-Ethyl perfluorooctane sulfonamidoethanol (EtFOSE)
					mg/kg	mg/kg	mg/kg	mg/kg	mg/kg	mg/kg	mg/kg
LOR					0.0002	0.0005	0.0002	0.0005	0.0005	0.0002	0.0005
Location Code	**Date**	**Field ID**	**Sample Type**	**Project ID**							
SD008	29 Nov 2021	0902_QC114_211129	Field_D	NSW_0902_PFASOMP	<0.0002	<0.0005	<0.0002	<0.0005	<0.0005	<0.0002	<0.0005
SD008	26 May 2022	0902_SD008_220526	Normal	NSW_0902_PFASOMP	<0.0002	<0.0005	<0.0002	<0.0005	<0.0005	<0.0002	<0.0005
SD008	11 Nov 2022	0902_SD008_221111	Normal	NSW_0902_PFASOMP	<0.0002	<0.0005	<0.0002	<0.0005	<0.0005	<0.0002	<0.0005
SD008	11 May 2023	0902_SD008_230511	Normal	NSW_0902_PFASOMP_23	0.0005	<0.0005	<0.0002	<0.0005	<0.0005	<0.0002	<0.0005
SD008	22 Nov 2023	0902_SD008_231122	Normal	NSW_0902_PFASOMP_23	0.0003	<0.0005	<0.0002	<0.0005	<0.0005	<0.0002	<0.0005
SD008	13 Jun 2024	0902_SD008_240613	Normal	NSW_0902_PFASOMP_24	<0.0002	<0.0005	<0.0002	<0.0005	<0.0005	<0.0002	<0.0005
SD009	15 Jan 2018	0902_SD009_180115	Normal	NSW_0902_PFAS	0.0048	<0.0005	<0.0002	<0.0005	<0.0005	<0.0002	<0.0005
SD009	05 Feb 2018	0902_SD09_050218	Normal	NSW_0902_PFAS	0.0011	<0.0005	<0.0002	<0.0005	<0.0005	<0.0002	<0.0005
SD009	27 Feb 2018	0902_SD009_270218	Normal	NSW_0902_PFAS	0.0009	<0.0005	<0.0002	<0.0005	<0.0005	<0.0002	<0.0005
SD009	04 Nov 2019	0902_SD009_191104	Normal	NSW_0902_PFASOMP	0.0020	<0.0005	<0.0002	<0.0005	<0.0005	<0.0002	<0.0005
SD009	14 May 2020	0902_SD009_200514	Normal	NSW_0902_PFASOMP	0.0040	<0.0005	<0.0002	<0.0005	<0.0005	<0.0002	<0.0005
SD009	12 Nov 2020	0902_SD009_201112	Normal	NSW_0902_PFASOMP	0.0018	<0.0005	<0.0002	<0.0005	<0.0005	<0.0002	<0.0005
SD009	06 May 2021	0902_SD009_210506	Normal	NSW_0902_PFASOMP	0.0004	<0.0005	<0.0002	<0.0005	<0.0005	<0.0002	<0.0005
SD009	29 Nov 2021	0902_SD009_211129	Normal	NSW_0902_PFASOMP	0.0003	<0.0005	<0.0002	<0.0005	<0.0005	<0.0002	<0.0005
SD009	29 Nov 2021	0902_QC215_211129	Interlab_D	NSW_0902_PFASOMP	<0.001	<0.001	<0.0002	<0.001	<0.001	<0.0002	<0.005
SD009	26 May 2022	0902_SD009_220526	Normal	NSW_0902_PFASOMP	0.0002	<0.0005	<0.0002	<0.0005	<0.0005	<0.0002	<0.0005
SD009	18 Nov 2022	0902_SD009_221118	Normal	NSW_0902_PFASOMP	0.0005	<0.0005	<0.0002	<0.0005	<0.0005	<0.0002	<0.0005
SD009	11 May 2023	0902_SD009_230511	Normal	NSW_0902_PFASOMP_23	0.0003	<0.0005	<0.0002	<0.0005	<0.0005	<0.0002	<0.0005
SD009	22 Nov 2023	0902_SD009_231122	Normal	NSW_0902_PFASOMP_23	0.0032	<0.0005	<0.0002	<0.0005	<0.0005	<0.0002	<0.0005
SD009	13 Jun 2024	0902_SD009_240613	Normal	NSW_0902_PFASOMP_24	<0.0002	<0.0005	<0.0002	<0.0005	<0.0005	<0.0002	<0.0005
SD011	15 Jan 2018	0902_SD011_180115	Normal	NSW_0902_PFAS	0.0072	<0.0005	<0.0002	<0.0005	<0.0005	<0.0002	<0.0005
SD011	27 Feb 2018	0902_SD011_270218	Normal	NSW_0902_PFAS	<0.0002	<0.0005	<0.0002	<0.0005	<0.0005	<0.0002	<0.0005
SD011	27 Feb 2018	0902_QC221_270218	Interlab_D	NSW_0902_PFAS	<0.001	<0.001	<0.0002	<0.001	<0.001	<0.0002	<0.005
SD011	08 Nov 2019	0902_SD011_191108	Normal	NSW_0902_PFASOMP	<0.0002	<0.0005	<0.0002	<0.0005	<0.0005	<0.0002	<0.0005
SD011	15 May 2020	0902_SD011_200515	Normal	NSW_0902_PFASOMP	<0.0005	<0.0012	<0.0005	<0.0012	<0.0012	<0.0005	<0.0012
SD011	12 Nov 2020	0902_SD011_201112	Normal	NSW_0902_PFASOMP	0.0008	<0.0005	<0.0002	<0.0005	<0.0005	<0.0002	<0.0005
SD011	07 May 2021	0902_SD011_210507	Normal	NSW_0902_PFASOMP	<0.0002	<0.0005	<0.0002	<0.0005	<0.0005	<0.0002	<0.0005
SD011	29 Nov 2021	0902_SD011_211129	Normal	NSW_0902_PFASOMP	0.0007	<0.0005	<0.0002	<0.0005	<0.0005	<0.0002	<0.0005
SD011	27 May 2022	0902_SD011_220527	Normal	NSW_0902_PFASOMP	0.0002	<0.0005	<0.0002	<0.0005	<0.0005	<0.0002	<0.0005
SD011	11 Nov 2022	0902_SD011_221111	Normal	NSW_0902_PFASOMP	0.0005	<0.0005	<0.0002	<0.0005	<0.0005	<0.0002	<0.0005
SD011	11 May 2023	0902_SD011_230511	Normal	NSW_0902_PFASOMP_23	0.0003	<0.0005	<0.0002	<0.0005	<0.0005	<0.0002	<0.0005
SD011	22 Nov 2023	0902_SD011_231122	Normal	NSW_0902_PFASOMP_23	0.0004	<0.0005	<0.0002	<0.0005	<0.0005	<0.0002	<0.0005
SD011	22 Nov 2023	0902_QC104_231122	Field_D	NSW_0902_PFASOMP_23	<0.0002	<0.0005	<0.0002	<0.0005	<0.0005	<0.0002	<0.0005
SD011	22 Nov 2023	0902_QC204_231122	Interlab_D	NSW_0902_PFASOMP_23	<0.001	<0.001	<0.0002	<0.001	<0.001	<0.0002	<0.005
SD011	13 Jun 2024	0902_SD011_240613	Normal	NSW_0902_PFASOMP_24	0.0014	<0.0005	<0.0002	<0.0005	<0.0005	<0.0002	<0.0005
SD013	08 Nov 2019	0902_SD013_191108	Normal	NSW_0902_PFASOMP	0.0005	<0.0005	<0.0002	<0.0005	<0.0005	<0.0002	<0.0005
SD013	14 May 2020	0902_SD013_200514	Normal	NSW_0902_PFASOMP	<0.0002	<0.0005	<0.0002	<0.0005	<0.0005	<0.0002	<0.0005
SD013	14 May 2020	0902_QC209_200514	Interlab_D	NSW_0902_PFASOMP	<0.001	<0.002	<0.002	<0.005	<0.002	<0.002	<0.005
SD013	12 Nov 2020	0902_SD013_201112	Normal	NSW_0902_PFASOMP	<0.0002	<0.0005	<0.0002	<0.0005	<0.0005	<0.0002	<0.0005
SD013	06 May 2021	0902_SD013_210506	Normal	NSW_0902_PFASOMP	<0.0002	<0.0005	<0.0002	<0.0005	<0.0005	<0.0002	<0.0005
SD013	29 Nov 2021	0902_SD013_211129	Normal	NSW_0902_PFASOMP	<0.0002	<0.0005	<0.0002	<0.0005	<0.0005	<0.0002	<0.0005
SD013	27 May 2022	0902_SD013_220527	Normal	NSW_0902_PFASOMP	<0.0002	<0.0005	<0.0002	<0.0005	<0.0005	<0.0002	<0.0005

Table T10 - Historical Sediment Analytical Results

					PFAS					PFAS - Perfluoroalkyl Sulfonic Acids				PFAS - Perfluoroalkyl Carboxylic Acids										PFAS - (n:2) Fluorotelomer Sulfonic Acids			
					Perfluorooctanoic acid (PFOA)	Perfluorooctane sulfonic acid (PFOS)	Perfluorohexane sulfonic acid (PFHxS)	Sum of PFHxS and PFOS	Sum of PFAS	Perfluorobutane sulfonic acid (PFBS)	Perfluoropentane sulfonic acid (PFPeS)	Perfluoroheptane sulfonic acid (PFHpS)	Perfluorodecane sulfonic acid (PFDS)	Perfluorobutanoic acid (PFBA)	Perfluoropentanoic acid (PFPeA)	Perfluorohexanoic acid (PFHxA)	Perfluoroheptanoic acid (PFHpA)	Perfluorononanoic acid (PFNA)	Perfluorodecanoic acid (PFDA)	Perfluoroundecanoic acid (PFUnDA)	Perfluorododecanoic acid (PFDoDA)	Perfluorotridecanoic acid (PFTrDA)	Perfluorotetradecanoic acid (PFTeDA)	4:2 Fluorotelomer sulfonic acid (4:2 FTS)	6:2 Fluorotelomer sulfonic acid (6:2 FTS)	8:2 Fluorotelomer sulfonic acid (8:2 FTS)	10:2 Fluorotelomer sulfonic acid (10:2 FTS)
					mg/kg	mg/kg	mg/kg	mg/kg	mg/kg	mg/kg	mg/kg	mg/kg	mg/kg	mg/kg	mg/kg	mg/kg	mg/kg	mg/kg	mg/kg	mg/kg	mg/kg	mg/kg	mg/kg	mg/kg	mg/kg	mg/kg	mg/kg
LOR					0.0001	0.0001	0.0001	0.0001	0.0001	0.0001	0.0001	0.0001	0.0002	0.0002	0.0002	0.0001	0.0001	0.0001	0.0002	0.0002	0.0002	0.0002	0.0005	0.0001	0.0001	0.0001	0.0001
Location Code	**Date**	**Field ID**	**Sample Type**	**Project ID**																							
SD013	18 Nov 2022	0902_SD013_221118	Normal	NSW_0902_PFASOMP	<0.0002	0.0140	0.0027	0.0167	0.0169	<0.0002	<0.0002	<0.0002	<0.0002	<0.001	<0.0002	0.0002	<0.0002	<0.0002	<0.0002	<0.0002	<0.0002	<0.0002	<0.0005	<0.0005	<0.0005	<0.0005	<0.0005
SD013	11 May 2023	0902_SD013_230511	Normal	NSW_0902_PFASOMP_23	<0.0002	0.0040	0.0012	0.0052	0.0052	<0.0002	<0.0002	<0.0002	<0.0002	<0.001	<0.0002	<0.0002	<0.0002	<0.0002	<0.0002	<0.0002	<0.0002	<0.0002	<0.0005	<0.0005	<0.0005	<0.0005	<0.0005
SD013	22 Nov 2023	0902_SD013_231122	Normal	NSW_0902_PFASOMP_23	0.0002	0.0124	0.0041	0.0165	0.0180	0.0004	0.0003	<0.0002	<0.0002	<0.001	<0.0002	0.0006	<0.0002	<0.0002	<0.0002	<0.0002	<0.0002	<0.0002	<0.0005	<0.0005	<0.0005	<0.0005	<0.0005
SD013	13 Jun 2024	0902_SD013_240613	Normal	NSW_0902_PFASOMP_24	0.0002	0.0284	0.0015	0.0299	0.0305	<0.0002	<0.0002	<0.0002	0.0004	<0.001	<0.0002	<0.0002	<0.0002	<0.0002	<0.0002	<0.0002	<0.0002	<0.0002	<0.0005	<0.0005	<0.0005	<0.0005	<0.0005
SD014	08 Nov 2019	0902_SD014_191108	Normal	NSW_0902_PFASOMP	<0.0002	0.0004	<0.0002	0.0004	0.0004	<0.0002	<0.0002	<0.0002	<0.0002	<0.001	<0.0002	<0.0002	<0.0002	<0.0002	<0.0002	<0.0002	<0.0002	<0.0002	<0.0005	<0.0005	<0.0005	<0.0005	<0.0005
SD014	08 Nov 2019	0902_QC103_191108	Field_D	NSW_0902_PFASOMP	<0.0002	0.0006	0.0003	0.0009	0.0009	<0.0002	<0.0002	<0.0002	<0.0002	<0.001	<0.0002	<0.0002	<0.0002	<0.0002	<0.0002	<0.0002	<0.0002	<0.0002	<0.0005	<0.0005	<0.0005	<0.0005	<0.0005
SD014	14 May 2020	0902_SD014_200514	Normal	NSW_0902_PFASOMP	<0.0002	0.0247	0.0019	0.0266	0.0307	<0.0002	<0.0002	<0.0002	<0.0002	0.001	<0.0002	<0.0002	<0.0002	<0.0002	0.0006	0.0014	0.0011	<0.0002	<0.0005	<0.0005	<0.0005	<0.0005	<0.0005
SD014	12 Nov 2020	0902_SD014_201112	Normal	NSW_0902_PFASOMP	<0.0002	0.0136	0.0015	0.0151	0.0198	0.0005	<0.0002	<0.0002	<0.0002	0.002	<0.0002	<0.0002	<0.0002	<0.0002	0.0003	0.0006	0.0011	<0.0002	<0.0005	<0.0005	<0.0005	<0.0005	<0.0005
SD014	06 May 2021	0902_SD014_210506	Normal	NSW_0902_PFASOMP	0.0032	0.0625	0.0523	0.115	0.163	0.0044	0.0054	0.0027	0.0010	<0.001	0.0041	0.0151	0.0014	<0.0002	0.0011	0.0028	0.0060	0.0010	<0.0006	<0.0005	<0.0005	<0.0005	<0.0005
SD014	06 May 2021	0902_QC202_210506	Interlab_D	NSW_0902_PFASOMP	<0.01	0.094	0.056	0.15	0.15	<0.01	<0.01	<0.01	<0.01	<0.02	<0.01	0.014	<0.01	<0.01	<0.01	<0.01	0.013	<0.01	<0.01	<0.01	<0.01	<0.01	<0.02
SD014	25 Nov 2021	0902_SD014_211125	Normal	NSW_0902_PFASOMP	0.0005	0.0629	0.0064	0.0693	0.0896	0.0005	0.0004	0.0008	0.0017	<0.001	<0.0002	0.0022	0.0003	<0.0002	0.0009	0.0032	0.0070	0.0012	0.0010	<0.0005	<0.0005	<0.0005	<0.0005
SD014	26 May 2022	0902_SD014_220526	Normal	NSW_0902_PFASOMP	<0.0002	0.0015	0.0003	0.0018	0.0018	<0.0002	<0.0002	<0.0002	<0.0002	<0.001	<0.0002	<0.0002	<0.0002	<0.0002	<0.0002	<0.0002	<0.0002	<0.0002	<0.0005	<0.0005	<0.0005	<0.0005	<0.0005
SD014	26 May 2022	0902_QC204_220526	Interlab_D	NSW_0902_PFASOMP	<0.0001	0.0059	0.0008	0.0067	0.0068	<0.0001	<0.0001	<0.0001	<0.0002	<0.0002	<0.0002	0.0001	<0.0001	<0.0001	<0.0005	<0.0005	<0.0005	<0.0005	<0.005	<0.0001	<0.0001	<0.0002	<0.0002
SD014	11 Nov 2022	0902_SD014_221111	Normal	NSW_0902_PFASOMP	<0.0002	0.0096	0.0021	0.0117	0.0124	<0.0002	<0.0002	<0.0002	<0.0002	<0.001	<0.0002	0.0003	<0.0002	<0.0002	<0.0002	<0.0002	0.0004	<0.0002	<0.0005	<0.0005	<0.0005	<0.0005	<0.0005
SD014	11 May 2023	0902_SD014_230511	Normal	NSW_0902_PFASOMP_23	<0.0002	0.0038	0.0003	0.0041	0.0041	<0.0002	<0.0002	<0.0002	<0.0002	<0.001	<0.0002	<0.0002	<0.0002	<0.0002	<0.0002	<0.0002	<0.0002	<0.0002	<0.0005	<0.0005	<0.0005	<0.0005	<0.0005
SD014	22 Nov 2023	0902_SD014_231122	Normal	NSW_0902_PFASOMP_23	0.0004	0.0277	0.0047	0.0324	0.0355	0.0002	0.0003	0.0003	0.0002	<0.001	<0.0002	0.0010	<0.0002	<0.0002	0.0002	0.0002	0.0003	<0.0002	<0.0005	<0.0005	<0.0005	<0.0005	<0.0005
SD014	13 Jun 2024	0902_SD014_240613	Normal	NSW_0902_PFASOMP_24	0.0002	0.0417	0.0036	0.0453	0.0536	0.0002	0.0003	0.0006	0.0010	<0.001	0.0002	0.0003	<0.0002	<0.0002	0.0005	0.0013	0.0031	0.0006	<0.0005	<0.0005	<0.0005	<0.0005	<0.0005
SD015	27 Feb 2018	0902_SD015_270218	Normal	NSW_0902_PFAS	0.0003	0.0179	0.0019	0.0198	0.0201	<0.0002	<0.0002	<0.0002	<0.0002	<0.001	<0.0002	<0.0002	<0.0002	<0.0002	<0.0002	<0.0002	<0.0002	<0.0002	<0.0005	<0.0005	<0.0005	<0.0005	<0.0005
SD015	15 Nov 2019	0902_SD015_191115	Normal	NSW_0902_PFASOMP	<0.0002	0.0221	0.0016	0.0237	0.0243	<0.0002	<0.0002	<0.0002	0.0003	<0.001	<0.0002	<0.0002	<0.0002	<0.0002	0.0003	<0.0002	<0.0002	<0.0002	<0.0005	<0.0005	<0.0005	<0.0005	<0.0005
SD015	15 Nov 2019	0902_QC106_191115	Field_D	NSW_0902_PFASOMP	<0.0002	0.0153	0.0012	0.0165	0.0170	<0.0002	<0.0002	<0.0002	0.0003	<0.001	<0.0002	<0.0002	<0.0002	<0.0002	0.0002	<0.0002	<0.0002	<0.0002	<0.0005	<0.0005	<0.0005	<0.0005	<0.0005
SD015	14 May 2020	0902_SD015_200514	Normal	NSW_0902_PFASOMP	<0.0002	0.0119	0.0006	0.0125	0.0128	<0.0002	<0.0002	<0.0002	0.0003	<0.001	<0.0002	<0.0002	<0.0002	<0.0002	<0.0002	<0.0002	<0.0002	<0.0002	<0.0005	<0.0005	<0.0005	<0.0005	<0.0005
SD015	12 Nov 2020	0902_SD015_201112	Normal	NSW_0902_PFASOMP	<0.0002	0.0088	0.0007	0.0095	0.0095	<0.0002	<0.0002	<0.0002	<0.0002	<0.001	<0.0002	<0.0002	<0.0002	<0.0002	<0.0002	<0.0002	<0.0002	<0.0002	<0.0005	<0.0005	<0.0005	<0.0005	<0.0005
SD015	05 May 2021	0902_SD015_210505	Normal	NSW_0902_PFASOMP	<0.0002	0.0048	0.0005	0.0053	0.0062	<0.0002	<0.0002	<0.0002	0.0009	<0.001	<0.0002	<0.0002	<0.0002	<0.0002	<0.0002	<0.0002	<0.0002	<0.0002	<0.0005	<0.0005	<0.0005	<0.0005	<0.0005
SD015	29 Nov 2021	0902_SD015_211129	Normal	NSW_0902_PFASOMP	<0.0002	0.0016	<0.0002	0.0016	0.0016	<0.0002	<0.0002	<0.0002	<0.0002	<0.001	<0.0002	<0.0002	<0.0002	<0.0002	<0.0002	<0.0002	<0.0002	<0.0002	<0.0005	<0.0005	<0.0005	<0.0005	<0.0005
SD015	30 May 2022	0902_SD015_220530	Normal	NSW_0902_PFASOMP	<0.0002	0.0044	0.0005	0.0049	0.0049	<0.0002	<0.0002	<0.0002	<0.0002	<0.001	<0.0002	<0.0002	<0.0002	<0.0002	<0.0002	<0.0002	<0.0002	<0.0002	<0.0005	<0.0005	<0.0005	<0.0005	<0.0005
SD015	30 May 2022	0902_QC110_220530	Field_D	NSW_0902_PFASOMP	<0.0002	0.0031	0.0005	0.0036	0.0039	<0.0002	<0.0002	<0.0002	<0.0002	<0.001	<0.0002	<0.0002	<0.0002	<0.0002	<0.0002	0.0003	<0.0002	<0.0002	<0.0005	<0.0005	<0.0005	<0.0005	<0.0005
SD015	10 Nov 2022	0902_SD015_221110	Normal	NSW_0902_PFASOMP	<0.0002	0.0030	0.0006	0.0036	0.0036	<0.0002	<0.0002	<0.0002	<0.0002	<0.001	<0.0002	<0.0002	<0.0002	<0.0002	<0.0002	<0.0002	<0.0002	<0.0002	<0.0005	<0.0005	<0.0005	<0.0005	<0.0005
SD015	10 May 2023	0902_SD015_230510	Normal	NSW_0902_PFASOMP_23	<0.0002	0.0110	0.0008	0.0118	0.0125	<0.0002	<0.0002	<0.0002	0.0007	<0.001	<0.0002	<0.0002	<0.0002	<0.0002	<0.0002	<0.0002	<0.0002	<0.0002	<0.0005	<0.0005	<0.0005	<0.0005	<0.0005
SD015	24 Nov 2023	0902_SD015_231124	Normal	NSW_0902_PFASOMP_23	<0.0002	0.0058	0.0004	0.0062	0.0062	<0.0002	<0.0002	<0.0002	<0.0002	<0.001	<0.0002	<0.0002	<0.0002	<0.0002	<0.0002	<0.0002	<0.0002	<0.0002	<0.0005	<0.0005	<0.0005	<0.0005	<0.0005
SD015	28 May 2024	0902_SD015_240528	Normal	NSW_0902_PFASOMP_24	<0.0002	0.0146	0.0017	0.0163	0.0165	<0.0002	<0.0002	<0.0002	0.0002	<0.001	<0.0002	<0.0002	<0.0002	<0.0002	<0.0002	<0.0002	<0.0002	<0.0002	<0.0005	<0.0005	<0.0005	<0.0005	<0.0005
SD015	28 May 2024	0902_QC110_240528	Field_D	NSW_0902_PFASOMP_24	<0.0002	0.0096	0.0016	0.0112	0.0112	<0.0002	<0.0002	<0.0002	<0.0002	<0.001	<0.0002	<0.0002	<0.0002	<0.0002	<0.0002	<0.0002	<0.0002	<0.0002	<0.0005	<0.0005	<0.0005	<0.0005	<0.0005
SD015	28 May 2024	0902_QC210_240528	Interlab_D	NSW_0902_PFASOMP_24	0.0001	0.013	0.0017	0.014	0.015	<0.0001	0.0001	0.0002	<0.0002	<0.0002	<0.0002	0.0002	<0.0001	<0.0001	<0.0005	<0.0005	<0.0005	<0.0005	<0.005	<0.0001	<0.0001	<0.0002	<0.0002
SD016	15 Jan 2018	0902_SD016_180115	Normal	NSW_0902_PFAS	<0.0002	0.0006	<0.0002	0.0006	0.0006	<0.0002	<0.0002	<0.0002	<0.0002	<0.001	<0.0002	<0.0002	<0.0002	<0.0002	<0.0002	<0.0002	<0.0002	<0.0002	<0.0005	<0.0005	<0.0005	<0.0005	<0.0005
SD016	27 Feb 2018	0902_SD016_270218	Normal	NSW_0902_PFAS	<0.0002	0.0027	<0.0002	0.0027	0.0027	<0.0002	<0.0002	<0.0002	<0.0002	<0.001	<0.0002	<0.0002	<0.0002	<0.0002	<0.0002	<0.0002	<0.0002	<0.0002	<0.0005	<0.0005	<0.0005	<0.0005	<0.0005
SD016	14 Nov 2019	0902_SD016_191114	Normal	NSW_0902_PFASOMP	<0.0002	0.0005	<0.0002	0.0005	0.0005	<0.0002	<0.0002	<0.0002	<0.0002	<0.001	<0.0002	<0.0002	<0.0002	<0.0002	<0.0002	<0.0002	<0.0002	<0.0002	<0.0005	<0.0005	<0.0005	<0.0005	<0.0005
SD016	14 Nov 2019	0902_QC204_191114	Interlab_D	NSW_0902_PFASOMP	<0.001	0.004	<0.001	0.004	0.004	<0.001	<0.001	<0.001	<0.001	<0.002	<0.002	<0.001	<0.001	<0.001	<0.001	<0.002	<0.002	<0.002	<0.002	<0.001	<0.001	<0.001	<0.002
SD016	14 May 2020	0902_SD016_200514	Normal	NSW_0902_PFASOMP	<0.0002	0.0037	<0.0002	0.0037	0.0037	<0.0002	<0.0002	<0.0002	<0.0002	<0.001	<0.0002	<0.0002	<0.0002	<0.0002	<0.0002	<0.0002	<0.0002	<0.0002	<0.0005	<0.0005	<0.0005	<0.0005	<0.0005
SD016	13 Nov 2020	0902_SD016_201113	Normal	NSW_0902_PFASOMP	<0.0002	0.0015	<0.0002	0.0015	0.0015	<0.0002	<0.0002	<0.0002	<0.0002	<0.001	<0.0002	<0.0002	<0.0002	<0.0002	<0.0002	<0.0002	<0.0002	<0.0002	<0.0005	<0.0005	<0.0005	<0.0005	<0.0005
SD016	05 May 2021	0902_SD016_210505	Normal	NSW_0902_PFASOMP	0.0005	0.0080	0.0006	0.0086	0.0091	<0.0002	<0.0002	<0.0002	<0.0002	<0.001	<0.0002	<0.0002	<0.0002	<0.0002	<0.0002	<0.0002	<0.0002	<0.0002	<0.0005	<0.0005	<0.0005	<0.0005	<0.0005
SD016	29 Nov 2021	0902_SD016_211129	Normal	NSW_0902_PFASOMP	<0.0002	0.0027	<0.0002	0.0027	0.0027	<0.0002	<0.0002	<0.0002	<0.0002	<0.001	<0.0002	<0.0002	<0.0002	<0.0002	<0.0002	<0.0002	<0.0002	<0.0002	<0.0005	<0.0005	<0.0005	<0.0005	<0.0005
SD016	30 May 2022	0902_SD016_220530	Normal	NSW_0902_PFASOMP	<0.0002	0.0009	<0.0002	0.0009	0.0009	<0.0002	<0.0002	<0.0002	<0.0002	<0.001	<0.0002	<0.0002	<0.0002	<0.0002	<0.0002	<0.0002	<0.0002	<0.0002	<0.0005	<0.0005	<0.0005	<0.0005	<0.0005
SD016	10 Nov 2022	0902_SD016_221110	Normal	NSW_0902_PFASOMP	<0.0002	0.0069	0.0004	0.0073	0.0073	<0.0002	<0.0002	<0.0002	<0.0002	<0.001	<0.0002	<0.0002	<0.0002	<0.0002	<0.0002	<0.0002	<0.0002	<0.0002	<0.0005	<0.0005	<0.0005	<0.0005	<0.0005

					PFAS - Perfluoroalkyl Sulfonamides						
					Perfluorooctane sulfonamide (FOSA)	N-Methyl perfluorooctane sulfonamide (MeFOSA)	N-Methyl perfluorooctane sulfonamidoacetic acid (MeFOSAA)	N-methyl perfluorooctane sulfonamidoethanol (MeFOSE)	N-Ethyl perfluorooctane sulfonamide (EtFOSA)	N-Ethyl perfluorooctane sulfonamidoacetic acid (EtFOSAA)	N-Ethyl perfluorooctane sulfonamidoethanol (EtFOSE)
					mg/kg	mg/kg	mg/kg	mg/kg	mg/kg	mg/kg	mg/kg
LOR					0.0002	0.0005	0.0002	0.0005	0.0005	0.0002	0.0005
Location Code	**Date**	**Field ID**	**Sample Type**	**Project ID**							
SD013	18 Nov 2022	0902_SD013_221118	Normal	NSW_0902_PFASOMP	<0.0002	<0.0005	<0.0002	<0.0005	<0.0005	<0.0002	<0.0005
SD013	11 May 2023	0902_SD013_230511	Normal	NSW_0902_PFASOMP_23	<0.0002	<0.0005	<0.0002	<0.0005	<0.0005	<0.0002	<0.0005
SD013	22 Nov 2023	0902_SD013_231122	Normal	NSW_0902_PFASOMP_23	<0.0002	<0.0005	<0.0002	<0.0005	<0.0005	<0.0002	<0.0005
SD013	13 Jun 2024	0902_SD013_240613	Normal	NSW_0902_PFASOMP_24	<0.0002	<0.0005	<0.0002	<0.0005	<0.0005	<0.0002	<0.0005
SD014	08 Nov 2019	0902_SD014_191108	Normal	NSW_0902_PFASOMP	<0.0002	<0.0005	<0.0002	<0.0005	<0.0005	<0.0002	<0.0005
SD014	08 Nov 2019	0902_QC103_191108	Field_D	NSW_0902_PFASOMP	<0.0002	<0.0005	<0.0002	<0.0005	<0.0005	<0.0002	<0.0005
SD014	14 May 2020	0902_SD014_200514	Normal	NSW_0902_PFASOMP	<0.0002	<0.0005	<0.0002	<0.0005	<0.0005	<0.0002	<0.0005
SD014	12 Nov 2020	0902_SD014_201112	Normal	NSW_0902_PFASOMP	0.0002	<0.0005	<0.0002	<0.0005	<0.0005	<0.0002	<0.0005
SD014	06 May 2021	0902_SD014_210506	Normal	NSW_0902_PFASOMP	0.0003	<0.0006	<0.0002	<0.0006	<0.0006	<0.0002	<0.0006
SD014	06 May 2021	0902_QC202_210506	Interlab_D	NSW_0902_PFASOMP	<0.01	<0.01	<0.01	<0.02	<0.01	<0.01	<0.02
SD014	25 Nov 2021	0902_SD014_211125	Normal	NSW_0902_PFASOMP	0.0006	<0.0006	<0.0002	<0.0006	<0.0006	<0.0002	<0.0006
SD014	26 May 2022	0902_SD014_220526	Normal	NSW_0902_PFASOMP	<0.0002	<0.0005	<0.0002	<0.0005	<0.0005	<0.0002	<0.0005
SD014	26 May 2022	0902_QC204_220526	Interlab_D	NSW_0902_PFASOMP	<0.001	<0.001	<0.0002	<0.001	<0.001	<0.0002	<0.005
SD014	11 Nov 2022	0902_SD014_221111	Normal	NSW_0902_PFASOMP	<0.0002	<0.0005	<0.0002	<0.0005	<0.0005	<0.0002	<0.0005
SD014	11 May 2023	0902_SD014_230511	Normal	NSW_0902_PFASOMP_23	<0.0002	<0.0005	<0.0002	<0.0005	<0.0005	<0.0002	<0.0005
SD014	22 Nov 2023	0902_SD014_231122	Normal	NSW_0902_PFASOMP_23	<0.0002	<0.0005	<0.0002	<0.0005	<0.0005	<0.0002	<0.0005
SD014	13 Jun 2024	0902_SD014_240613	Normal	NSW_0902_PFASOMP_24	<0.0002	<0.0005	<0.0002	<0.0005	<0.0005	<0.0002	<0.0005
SD015	27 Feb 2018	0902_SD015_270218	Normal	NSW_0902_PFAS	<0.0002	<0.0005	<0.0002	<0.0005	<0.0005	<0.0002	<0.0005
SD015	15 Nov 2019	0902_SD015_191115	Normal	NSW_0902_PFASOMP	<0.0002	<0.0005	<0.0002	<0.0005	<0.0005	<0.0002	<0.0005
SD015	15 Nov 2019	0902_QC106_191115	Field_D	NSW_0902_PFASOMP	<0.0002	<0.0005	<0.0002	<0.0005	<0.0005	<0.0002	<0.0005
SD015	14 May 2020	0902_SD015_200514	Normal	NSW_0902_PFASOMP	<0.0002	<0.0005	<0.0002	<0.0005	<0.0005	<0.0002	<0.0005
SD015	12 Nov 2020	0902_SD015_201112	Normal	NSW_0902_PFASOMP	<0.0002	<0.0005	<0.0002	<0.0005	<0.0005	<0.0002	<0.0005
SD015	05 May 2021	0902_SD015_210505	Normal	NSW_0902_PFASOMP	<0.0002	<0.0005	<0.0002	<0.0005	<0.0005	<0.0002	<0.0005
SD015	29 Nov 2021	0902_SD015_211129	Normal	NSW_0902_PFASOMP	<0.0002	<0.0005	<0.0002	<0.0005	<0.0005	<0.0002	<0.0005
SD015	30 May 2022	0902_SD015_220530	Normal	NSW_0902_PFASOMP	<0.0002	<0.0005	<0.0002	<0.0005	<0.0005	<0.0002	<0.0005
SD015	30 May 2022	0902_QC110_220530	Field_D	NSW_0902_PFASOMP	<0.0002	<0.0005	<0.0002	<0.0005	<0.0005	<0.0002	<0.0005
SD015	10 Nov 2022	0902_SD015_221110	Normal	NSW_0902_PFASOMP	<0.0002	<0.0005	<0.0002	<0.0005	<0.0005	<0.0002	<0.0005
SD015	10 May 2023	0902_SD015_230510	Normal	NSW_0902_PFASOMP_23	<0.0002	<0.0005	<0.0002	<0.0005	<0.0005	<0.0002	<0.0005
SD015	24 Nov 2023	0902_SD015_231124	Normal	NSW_0902_PFASOMP_23	<0.0002	<0.0005	<0.0002	<0.0005	<0.0005	<0.0002	<0.0005
SD015	28 May 2024	0902_SD015_240528	Normal	NSW_0902_PFASOMP_24	<0.0002	<0.0005	<0.0002	<0.0005	<0.0005	<0.0002	<0.0005
SD015	28 May 2024	0902_QC110_240528	Field_D	NSW_0902_PFASOMP_24	<0.0002	<0.0005	<0.0002	<0.0005	<0.0005	<0.0002	<0.0005
SD015	28 May 2024	0902_QC210_240528	Interlab_D	NSW_0902_PFASOMP_24	<0.001	<0.001	<0.0002	<0.001	<0.001	<0.0002	<0.005
SD016	15 Jan 2018	0902_SD016_180115	Normal	NSW_0902_PFAS	<0.0002	<0.0005	<0.0002	<0.0005	<0.0005	<0.0002	<0.0005
SD016	27 Feb 2018	0902_SD016_270218	Normal	NSW_0902_PFAS	<0.0002	<0.0005	<0.0002	<0.0005	<0.0005	<0.0002	<0.0005
SD016	14 Nov 2019	0902_SD016_191114	Normal	NSW_0902_PFASOMP	<0.0002	<0.0005	<0.0002	<0.0005	<0.0005	<0.0002	<0.0005
SD016	14 Nov 2019	0902_QC204_191114	Interlab_D	NSW_0902_PFASOMP	<0.001	<0.002	<0.002	<0.005	<0.002	<0.002	<0.005
SD016	14 May 2020	0902_SD016_200514	Normal	NSW_0902_PFASOMP	<0.0002	<0.0005	<0.0002	<0.0005	<0.0005	<0.0002	<0.0005
SD016	13 Nov 2020	0902_SD016_201113	Normal	NSW_0902_PFASOMP	<0.0002	<0.0005	<0.0002	<0.0005	<0.0005	<0.0002	<0.0005
SD016	05 May 2021	0902_SD016_210505	Normal	NSW_0902_PFASOMP	<0.0002	<0.0005	<0.0002	<0.0005	<0.0005	<0.0002	<0.0005
SD016	29 Nov 2021	0902_SD016_211129	Normal	NSW_0902_PFASOMP	<0.0002	<0.0005	<0.0002	<0.0005	<0.0005	<0.0002	<0.0005
SD016	30 May 2022	0902_SD016_220530	Normal	NSW_0902_PFASOMP	<0.0002	<0.0005	<0.0002	<0.0005	<0.0005	<0.0002	<0.0005
SD016	10 Nov 2022	0902_SD016_221110	Normal	NSW_0902_PFASOMP	<0.0002	<0.0005	<0.0002	<0.0005	<0.0005	<0.0002	<0.0005

Table T10 - Historical Sediment Analytical Results

					PFAS					PFAS - Perfluoroalkyl Sulfonic Acids				PFAS - Perfluoroalkyl Carboxylic Acids										PFAS - (n:2) Fluorotelomer Sulfonic Acids			
					Perfluorooctanoic acid (PFOA)	Perfluorooctane sulfonic acid (PFOS)	Perfluorohexane sulfonic acid (PFHxS)	Sum of PFHxS and PFOS	Sum of PFAS	Perfluorobutane sulfonic acid (PFBS)	Perfluoropentane sulfonic acid (PFPeS)	Perfluoroheptane sulfonic acid (PFHpS)	Perfluorodecane sulfonic acid (PFDS)	Perfluorobutanoic acid (PFBA)	Perfluoropentanoic acid (PFPeA)	Perfluorohexanoic acid (PFHxA)	Perfluoroheptanoic acid (PFHpA)	Perfluorononanoic acid (PFNA)	Perfluorodecanoic acid (PFDA)	Perfluoroundecanoic acid (PFUnDA)	Perfluorododecanoic acid (PFDoDA)	Perfluorotridecanoic acid (PFTrDA)	Perfluorotetradecanoic acid (PFTeDA)	4:2 Fluorotelomer sulfonic acid (4:2 FTS)	6:2 Fluorotelomer sulfonic acid (6:2 FTS)	8:2 Fluorotelomer sulfonic acid (8:2 FTS)	10:2 Fluorotelomer sulfonic acid (10:2 FTS)
					mg/kg	mg/kg	mg/kg	mg/kg	mg/kg	mg/kg	mg/kg	mg/kg	mg/kg	mg/kg	mg/kg	mg/kg	mg/kg	mg/kg	mg/kg	mg/kg	mg/kg	mg/kg	mg/kg	mg/kg	mg/kg	mg/kg	mg/kg
LOR					0.0001	0.0001	0.0001	0.0001	0.0001	0.0001	0.0001	0.0001	0.0002	0.0002	0.0002	0.0001	0.0001	0.0001	0.0002	0.0002	0.0002	0.0002	0.0005	0.0001	0.0001	0.0001	0.0001
Location Code	**Date**	**Field ID**	**Sample Type**	**Project ID**																							
SD016	10 May 2023	0902_SD016_230510	Normal	NSW_0902_PFASOMP_23	<0.0002	0.0042	0.0005	0.0047	0.0047	<0.0002	<0.0002	<0.0002	<0.0002	<0.001	<0.0002	<0.0002	<0.0002	<0.0002	<0.0002	<0.0002	<0.0002	<0.0002	<0.0005	<0.0005	<0.0005	<0.0005	<0.0005
SD016	23 Nov 2023	0902_SD016_231123	Normal	NSW_0902_PFASOMP_23	<0.0002	0.0079	0.0006	0.0085	0.0085	<0.0002	<0.0002	<0.0002	<0.0002	<0.001	<0.0002	<0.0002	<0.0002	<0.0002	<0.0002	<0.0002	<0.0002	<0.0002	<0.0005	<0.0005	<0.0005	<0.0005	<0.0005
SD016	28 May 2024	0902_SD016_240528	Normal	NSW_0902_PFASOMP_24	<0.0002	0.0046	0.0003	0.0049	0.0049	<0.0002	<0.0002	<0.0002	<0.0002	<0.001	<0.0002	<0.0002	<0.0002	<0.0002	<0.0002	<0.0002	<0.0002	<0.0002	<0.0005	<0.0005	<0.0005	<0.0005	<0.0005
SD018	27 Feb 2018	0902_SD018_270218	Normal	NSW_0902_PFAS	0.0004	0.0020	<0.0002	0.0020	0.0030	<0.0002	<0.0002	<0.0002	<0.0002	<0.001	<0.0002	0.0004	0.0002	<0.0002	<0.0002	<0.0002	<0.0002	<0.0002	<0.0005	<0.0005	<0.0005	<0.0005	<0.0005
SD018	25 Nov 2019	0902_SD018_191125	Normal	NSW_0902_PFASOMP	0.0005	0.0071	0.0004	0.0075	0.0103	<0.0002	<0.0002	<0.0002	<0.0002	<0.001	0.0006	0.0009	0.0002	0.0002	0.0004	<0.0002	<0.0002	<0.0002	<0.0005	<0.0005	<0.0005	<0.0005	<0.0005
SD018	25 Nov 2019	0902_QC110_191125	Field_D	NSW_0902_PFASOMP	0.0005	0.0060	0.0004	0.0064	0.0096	<0.0002	<0.0002	<0.0002	<0.0002	<0.001	0.0007	0.0011	0.0003	0.0002	0.0004	<0.0002	<0.0002	<0.0002	<0.0005	<0.0005	<0.0005	<0.0005	<0.0005
SD018	15 May 2020	0902_SD018_200515	Normal	NSW_0902_PFASOMP	<0.0005	<0.0005	<0.0005	<0.0005	0.0015	<0.0005	<0.0005	<0.0005	<0.0005	<0.001	<0.0005	<0.0005	<0.0005	<0.0005	<0.0005	0.0008	0.0007	<0.0005	<0.0012	<0.0005	<0.0005	<0.0005	<0.0005
SD018	13 Nov 2020	0902_SD018_201113	Normal	NSW_0902_PFASOMP	<0.0002	0.0009	0.0004	0.0013	0.0026	<0.0002	<0.0002	<0.0002	<0.0002	<0.001	0.0010	0.0003	<0.0002	<0.0002	<0.0002	<0.0002	<0.0002	<0.0002	<0.0005	<0.0005	<0.0005	<0.0005	<0.0005
SD018	29 Nov 2021	0902_SD018_211129	Normal	NSW_0902_PFASOMP	<0.0002	0.0005	<0.0002	0.0005	0.0005	<0.0002	<0.0002	<0.0002	<0.0002	<0.001	<0.0002	<0.0002	<0.0002	<0.0002	<0.0002	<0.0002	<0.0002	<0.0002	<0.0005	<0.0005	<0.0005	<0.0005	<0.0005
SD018	31 May 2022	0902_SD018_220531	Normal	NSW_0902_PFASOMP	<0.0002	0.0004	<0.0002	0.0004	0.0004	<0.0002	<0.0002	<0.0002	<0.0002	<0.001	<0.0002	<0.0002	<0.0002	<0.0002	<0.0002	<0.0002	<0.0002	<0.0002	<0.0005	<0.0005	<0.0005	<0.0005	<0.0005
SD018	07 Nov 2022	0902_SD018_221107	Normal	NSW_0902_PFASOMP	<0.0002	0.0022	0.0005	0.0027	0.0027	<0.0002	<0.0002	<0.0002	<0.0002	<0.001	<0.0002	<0.0002	<0.0002	<0.0002	<0.0002	<0.0002	<0.0002	<0.0002	<0.0005	<0.0005	<0.0005	<0.0005	<0.0005
SD018	10 May 2023	0902_SD018_230510	Normal	NSW_0902_PFASOMP_23	<0.0002	0.0002	<0.0002	0.0002	0.0002	<0.0002	<0.0002	<0.0002	<0.0002	<0.001	<0.0002	<0.0002	<0.0002	<0.0002	<0.0002	<0.0002	<0.0002	<0.0002	<0.0005	<0.0005	<0.0005	<0.0005	<0.0005
SD018	27 Nov 2023	0902_SD018_231127	Normal	NSW_0902_PFASOMP_23	<0.0002	0.0013	<0.0002	0.0013	0.0013	<0.0002	<0.0002	<0.0002	<0.0002	<0.001	<0.0002	<0.0002	<0.0002	<0.0002	<0.0002	<0.0002	<0.0002	<0.0002	<0.0005	<0.0005	<0.0005	<0.0005	<0.0005
SD018	28 May 2024	0902_SD018_240528	Normal	NSW_0902_PFASOMP_24	<0.0002	0.0010	0.0002	0.0012	0.0012	<0.0002	<0.0002	<0.0002	<0.0002	<0.001	<0.0002	<0.0002	<0.0002	<0.0002	<0.0002	<0.0002	<0.0002	<0.0002	<0.0005	<0.0005	<0.0005	<0.0005	<0.0005
SD019	25 Nov 2019	0902_SD019_191125	Normal	NSW_0902_PFASOMP	<0.0002	0.0016	<0.0002	0.0016	0.0016	<0.0002	<0.0002	<0.0002	<0.0002	<0.001	<0.0002	<0.0002	<0.0002	<0.0002	<0.0002	<0.0002	<0.0002	<0.0002	<0.0005	<0.0005	<0.0005	<0.0005	<0.0005
SD019	15 May 2020	0902_SD019_200515	Normal	NSW_0902_PFASOMP	<0.0002	0.0014	<0.0002	0.0014	0.0014	<0.0002	<0.0002	<0.0002	<0.0002	<0.001	<0.0002	<0.0002	<0.0002	<0.0002	<0.0002	<0.0002	<0.0002	<0.0002	<0.0005	<0.0005	<0.0005	<0.0005	<0.0005
SD019	13 Nov 2020	0902_SD019_201113	Normal	NSW_0902_PFASOMP	<0.0002	0.0014	<0.0002	0.0014	0.0014	<0.0002	<0.0002	<0.0002	<0.0002	<0.001	<0.0002	<0.0002	<0.0002	<0.0002	<0.0002	<0.0002	<0.0002	<0.0002	<0.0005	<0.0005	<0.0005	<0.0005	<0.0005
SD019	07 May 2021	0902_SD019_210507	Normal	NSW_0902_PFASOMP	0.0002	0.0036	0.0006	0.0042	0.0044	<0.0002	<0.0002	<0.0002	<0.0002	<0.001	<0.0002	<0.0002	<0.0002	<0.0002	<0.0002	<0.0002	<0.0002	<0.0002	<0.0005	<0.0005	<0.0005	<0.0005	<0.0005
SD019	29 Nov 2021	0902_SD019_211129	Normal	NSW_0902_PFASOMP	<0.0002	0.0056	0.0009	0.0065	0.0065	<0.0002	<0.0002	<0.0002	<0.0002	<0.001	<0.0002	<0.0002	<0.0002	<0.0002	<0.0002	<0.0002	<0.0002	<0.0002	<0.0005	<0.0005	<0.0005	<0.0005	<0.0005
SD019	31 May 2022	0902_SD019_220531	Normal	NSW_0902_PFASOMP	<0.0002	0.0008	<0.0002	0.0008	0.0008	<0.0002	<0.0002	<0.0002	<0.0002	<0.001	<0.0002	<0.0002	<0.0002	<0.0002	<0.0002	<0.0002	<0.0002	<0.0002	<0.0005	<0.0005	<0.0005	<0.0005	<0.0005
SD019	07 Nov 2022	0902_SD019_221107	Normal	NSW_0902_PFASOMP	<0.0002	0.0023	<0.0002	0.0023	0.0023	<0.0002	<0.0002	<0.0002	<0.0002	<0.001	<0.0002	<0.0002	<0.0002	<0.0002	<0.0002	<0.0002	<0.0002	<0.0002	<0.0005	<0.0005	<0.0005	<0.0005	<0.0005
SD019	10 May 2023	0902_SD019_230510	Normal	NSW_0902_PFASOMP_23	<0.0002	0.0005	<0.0002	0.0005	0.0005	<0.0002	<0.0002	<0.0002	<0.0002	<0.001	<0.0002	<0.0002	<0.0002	<0.0002	<0.0002	<0.0002	<0.0002	<0.0002	<0.0005	<0.0005	<0.0005	<0.0005	<0.0005
SD019	27 Nov 2023	0902_SD019_231127	Normal	NSW_0902_PFASOMP_23	<0.0002	0.0012	<0.0002	0.0012	0.0012	<0.0002	<0.0002	<0.0002	<0.0002	<0.001	<0.0002	<0.0002	<0.0002	<0.0002	<0.0002	<0.0002	<0.0002	<0.0002	<0.0005	<0.0005	<0.0005	<0.0005	<0.0005
SD019	28 May 2024	0902_SD019_240528	Normal	NSW_0902_PFASOMP_24	<0.0002	0.0017	<0.0002	0.0017	0.0017	<0.0002	<0.0002	<0.0002	<0.0002	<0.001	<0.0002	<0.0002	<0.0002	<0.0002	<0.0002	<0.0002	<0.0002	<0.0002	<0.0005	<0.0005	<0.0005	<0.0005	<0.0005
SD020	13 Nov 2017	0902_SD20_131117	Normal	NSW_0902_PFAS	<0.0002	<0.0002	<0.0002	<0.0002	<0.0002	<0.0002	<0.0002	<0.0002	<0.0002	<0.001	<0.0002	<0.0002	<0.0002	<0.0002	<0.0002	<0.0002	<0.0002	<0.0002	<0.0005	<0.0005	<0.0005	<0.0005	<0.0005
SD020	25 Nov 2019	0902_SD020_191125	Normal	NSW_0902_PFASOMP	<0.0002	<0.0002	<0.0002	<0.0002	<0.0002	<0.0002	<0.0002	<0.0002	<0.0002	<0.001	<0.0002	<0.0002	<0.0002	<0.0002	<0.0002	<0.0002	<0.0002	<0.0002	<0.0005	<0.0005	<0.0005	<0.0005	<0.0005
SD020	15 May 2020	0902_SD020_200515	Normal	NSW_0902_PFASOMP	<0.0002	<0.0002	<0.0002	<0.0002	<0.0002	<0.0002	<0.0002	<0.0002	<0.0002	<0.001	<0.0002	<0.0002	<0.0002	<0.0002	<0.0002	<0.0002	<0.0002	<0.0002	<0.0005	<0.0005	<0.0005	<0.0005	<0.0005
SD020	13 Nov 2020	0902_SD020_201113	Normal	NSW_0902_PFASOMP	<0.0002	<0.0002	<0.0002	<0.0002	<0.0002	<0.0002	<0.0002	<0.0002	<0.0002	<0.001	<0.0002	<0.0002	<0.0002	<0.0002	<0.0002	<0.0002	<0.0002	<0.0002	<0.0005	<0.0005	<0.0005	<0.0005	<0.0005
SD020	07 May 2021	0902_SD020_210507	Normal	NSW_0902_PFASOMP	<0.0002	0.0055	<0.0002	0.0055	0.0055	<0.0002	<0.0002	<0.0002	<0.0002	<0.001	<0.0002	<0.0002	<0.0002	<0.0002	<0.0002	<0.0002	<0.0002	<0.0002	<0.0005	<0.0005	<0.0005	<0.0005	<0.0005
SD020	29 Nov 2021	0902_SD020_211129	Normal	NSW_0902_PFASOMP	<0.0002	0.0047	<0.0002	0.0047	0.0047	<0.0002	<0.0002	<0.0002	<0.0002	<0.001	<0.0002	<0.0002	<0.0002	<0.0002	<0.0002	<0.0002	<0.0002	<0.0002	<0.0005	<0.0005	<0.0005	<0.0005	<0.0005
SD020	31 May 2022	0902_SD020_220531	Normal	NSW_0902_PFASOMP	<0.0002	0.0007	<0.0002	0.0007	0.0007	<0.0002	<0.0002	<0.0002	<0.0002	<0.001	<0.0002	<0.0002	<0.0002	<0.0002	<0.0002	<0.0002	<0.0002	<0.0002	<0.0005	<0.0005	<0.0005	<0.0005	<0.0005
SD020	07 Nov 2022	0902_SD020_221107	Normal	NSW_0902_PFASOMP	<0.0002	0.0007	<0.0002	0.0007	0.0007	<0.0002	<0.0002	<0.0002	<0.0002	<0.001	<0.0002	<0.0002	<0.0002	<0.0002	<0.0002	<0.0002	<0.0002	<0.0002	<0.0005	<0.0005	<0.0005	<0.0005	<0.0005
SD020	10 May 2023	0902_SD020_230510	Normal	NSW_0902_PFASOMP_23	<0.0002	<0.0002	<0.0002	<0.0002	<0.0002	<0.0002	<0.0002	<0.0002	<0.0002	<0.001	<0.0002	<0.0002	<0.0002	<0.0002	<0.0002	<0.0002	<0.0002	<0.0002	<0.0005	<0.0005	<0.0005	<0.0005	<0.0005
SD020	27 Nov 2023	0902_SD020_231127	Normal	NSW_0902_PFASOMP_23	<0.0002	0.0012	<0.0002	0.0012	0.0012	<0.0002	<0.0002	<0.0002	<0.0002	<0.001	<0.0002	<0.0002	<0.0002	<0.0002	<0.0002	<0.0002	<0.0002	<0.0002	<0.0005	<0.0005	<0.0005	<0.0005	<0.0005
SD020	23 May 2024	0902_SD020_240523	Normal	NSW_0902_PFASOMP_24	<0.0002	0.0017	<0.0002	0.0017	0.0017	<0.0002	<0.0002	<0.0002	<0.0002	<0.001	<0.0002	<0.0002	<0.0002	<0.0002	<0.0002	<0.0002	<0.0002	<0.0002	<0.0005	<0.0005	<0.0005	<0.0005	<0.0005
SD022	13 Nov 2017	0902_SD22_131117	Normal	NSW_0902_PFAS	<0.0002	0.0014	<0.0002	0.0014	0.0101	<0.0002	<0.0002	<0.0002	0.0058	<0.001	<0.0002	<0.0002	<0.0002	<0.0002	<0.0002	<0.0002	0.0002	<0.0002	<0.0005	<0.0005	<0.0005	<0.0005	<0.0005
SD022	15 Nov 2019	0902_SD022_191115	Normal	NSW_0902_PFASOMP	<0.0002	0.0004	<0.0002	0.0004	0.0004	<0.0002	<0.0002	<0.0002	<0.0002	<0.001	<0.0002	<0.0002	<0.0002	<0.0002	<0.0002	<0.0002	<0.0002	<0.0002	<0.0005	<0.0005	<0.0005	<0.0005	<0.0005
SD022	15 Nov 2019	0902_QC108_191115	Field_D	NSW_0902_PFASOMP	<0.0002	0.0003	<0.0002	0.0003	0.0003	<0.0002	<0.0002	<0.0002	<0.0002	<0.001	<0.0002	<0.0002	<0.0002	<0.0002	<0.0002	<0.0002	<0.0002	<0.0002	<0.0005	<0.0005	<0.0005	<0.0005	<0.0005
SD022	15 May 2020	0902_SD022_200515	Normal	NSW_0902_PFASOMP	<0.0005	0.0037	<0.0005	0.0037	0.0068	<0.0005	<0.0005	<0.0005	<0.0005	<0.001	<0.0005	<0.0005	<0.0005	<0.0005	<0.0005	0.0017	0.0014	<0.0005	<0.0012	<0.0005	<0.0005	<0.0005	<0.0005
SD022	13 Nov 2020	0902_SD022_201113	Normal	NSW_0902_PFASOMP	0.0003	0.0047	0.0004	0.0051	0.0144	<0.0002	<0.0002	<0.0002	0.0068	<0.001	<0.0002	<0.0002	<0.0002	<0.0002	0.0008	0.0003	0.0005	<0.0002	<0.0005	<0.0005	<0.0005	<0.0005	<0.0005
SD022	05 May 2021	0902_SD022_210505	Normal	NSW_0902_PFASOMP	0.0002	0.0036	0.0003	0.0039	0.0095	<0.0002	<0.0002	<0.0002	0.0032	<0.001	<0.0002	<0.0002	<0.0002	<0.0002	0.0005	<0.0002	0.0005	<0.0002	<0.0005	<0.0005	<0.0005	<0.0005	<0.0005
SD022	29 Nov 2021	0902_SD022_211129	Normal	NSW_0902_PFASOMP	<0.0002	0.0027	0.0003	0.0030	0.0045	<0.0002	<0.0002	<0.0002	0.0012	<0.001	<0.0002	<0.0002	<0.0002	<0.0002	<0.0002	<0.0002	0.0003	<0.0002	<0.0005	<0.0005	<0.0005	<0.0005	<0.0005

					PFAS - Perfluoroalkyl Sulfonamides						
					Perfluorooctane sulfonamide (FOSA)	N-Methyl perfluorooctane sulfonamide (MeFOSA)	N-Methyl perfluorooctane sulfonamidoacetic acid (MeFOSAA)	N-methyl perfluorooctane sulfonamidoethanol (MeFOSE)	N-Ethyl perfluorooctane sulfonamide (EtFOSA)	N-Ethyl perfluorooctane sulfonamidoacetic acid (EtFOSAA)	N-Ethyl perfluorooctane sulfonamidoethanol (EtFOSE)
					mg/kg	mg/kg	mg/kg	mg/kg	mg/kg	mg/kg	mg/kg
LOR					0.0002	0.0005	0.0002	0.0005	0.0005	0.0002	0.0005
Location Code	**Date**	**Field ID**	**Sample Type**	**Project ID**							
SD016	10 May 2023	0902_SD016_230510	Normal	NSW_0902_PFASOMP_23	<0.0002	<0.0005	<0.0002	<0.0005	<0.0005	<0.0002	<0.0005
SD016	23 Nov 2023	0902_SD016_231123	Normal	NSW_0902_PFASOMP_23	<0.0002	<0.0005	<0.0002	<0.0005	<0.0005	<0.0002	<0.0005
SD016	28 May 2024	0902_SD016_240528	Normal	NSW_0902_PFASOMP_24	<0.0002	<0.0005	<0.0002	<0.0005	<0.0005	<0.0002	<0.0005
SD018	27 Feb 2018	0902_SD018_270218	Normal	NSW_0902_PFAS	<0.0002	<0.0005	<0.0002	<0.0005	<0.0005	<0.0002	<0.0005
SD018	25 Nov 2019	0902_SD018_191125	Normal	NSW_0902_PFASOMP	<0.0002	<0.0005	<0.0002	<0.0005	<0.0005	<0.0002	<0.0005
SD018	25 Nov 2019	0902_QC110_191125	Field_D	NSW_0902_PFASOMP	<0.0002	<0.0005	<0.0002	<0.0005	<0.0005	<0.0002	<0.0005
SD018	15 May 2020	0902_SD018_200515	Normal	NSW_0902_PFASOMP	<0.0005	<0.0012	<0.0005	<0.0012	<0.0012	<0.0005	<0.0012
SD018	13 Nov 2020	0902_SD018_201113	Normal	NSW_0902_PFASOMP	<0.0002	<0.0005	<0.0002	<0.0005	<0.0005	<0.0002	<0.0005
SD018	29 Nov 2021	0902_SD018_211129	Normal	NSW_0902_PFASOMP	<0.0002	<0.0005	<0.0002	<0.0005	<0.0005	<0.0002	<0.0005
SD018	31 May 2022	0902_SD018_220531	Normal	NSW_0902_PFASOMP	<0.0002	<0.0005	<0.0002	<0.0005	<0.0005	<0.0002	<0.0005
SD018	07 Nov 2022	0902_SD018_221107	Normal	NSW_0902_PFASOMP	<0.0002	<0.0005	<0.0002	<0.0005	<0.0005	<0.0002	<0.0005
SD018	10 May 2023	0902_SD018_230510	Normal	NSW_0902_PFASOMP_23	<0.0002	<0.0005	<0.0002	<0.0005	<0.0005	<0.0002	<0.0005
SD018	27 Nov 2023	0902_SD018_231127	Normal	NSW_0902_PFASOMP_23	<0.0002	<0.0005	<0.0002	<0.0005	<0.0005	<0.0002	<0.0005
SD018	28 May 2024	0902_SD018_240528	Normal	NSW_0902_PFASOMP_24	<0.0002	<0.0005	<0.0002	<0.0005	<0.0005	<0.0002	<0.0005
SD019	25 Nov 2019	0902_SD019_191125	Normal	NSW_0902_PFASOMP	<0.0002	<0.0005	<0.0002	<0.0005	<0.0005	<0.0002	<0.0005
SD019	15 May 2020	0902_SD019_200515	Normal	NSW_0902_PFASOMP	<0.0002	<0.0005	<0.0002	<0.0005	<0.0005	<0.0002	<0.0005
SD019	13 Nov 2020	0902_SD019_201113	Normal	NSW_0902_PFASOMP	<0.0002	<0.0005	<0.0002	<0.0005	<0.0005	<0.0002	<0.0005
SD019	07 May 2021	0902_SD019_210507	Normal	NSW_0902_PFASOMP	<0.0002	<0.0005	<0.0002	<0.0005	<0.0005	<0.0002	<0.0005
SD019	29 Nov 2021	0902_SD019_211129	Normal	NSW_0902_PFASOMP	<0.0002	<0.0005	<0.0002	<0.0005	<0.0005	<0.0002	<0.0005
SD019	31 May 2022	0902_SD019_220531	Normal	NSW_0902_PFASOMP	<0.0002	<0.0005	<0.0002	<0.0005	<0.0005	<0.0002	<0.0005
SD019	07 Nov 2022	0902_SD019_221107	Normal	NSW_0902_PFASOMP	<0.0002	<0.0005	<0.0002	<0.0005	<0.0005	<0.0002	<0.0005
SD019	10 May 2023	0902_SD019_230510	Normal	NSW_0902_PFASOMP_23	<0.0002	<0.0005	<0.0002	<0.0005	<0.0005	<0.0002	<0.0005
SD019	27 Nov 2023	0902_SD019_231127	Normal	NSW_0902_PFASOMP_23	<0.0002	<0.0005	<0.0002	<0.0005	<0.0005	<0.0002	<0.0005
SD019	28 May 2024	0902_SD019_240528	Normal	NSW_0902_PFASOMP_24	<0.0002	<0.0005	<0.0002	<0.0005	<0.0005	<0.0002	<0.0005
SD020	13 Nov 2017	0902_SD20_131117	Normal	NSW_0902_PFAS	<0.0002	<0.0005	<0.0002	<0.0005	<0.0005	<0.0002	<0.0005
SD020	25 Nov 2019	0902_SD020_191125	Normal	NSW_0902_PFASOMP	<0.0002	<0.0005	<0.0002	<0.0005	<0.0005	<0.0002	<0.0005
SD020	15 May 2020	0902_SD020_200515	Normal	NSW_0902_PFASOMP	<0.0002	<0.0005	<0.0002	<0.0005	<0.0005	<0.0002	<0.0005
SD020	13 Nov 2020	0902_SD020_201113	Normal	NSW_0902_PFASOMP	<0.0002	<0.0005	<0.0002	<0.0005	<0.0005	<0.0002	<0.0005
SD020	07 May 2021	0902_SD020_210507	Normal	NSW_0902_PFASOMP	<0.0002	<0.0005	<0.0002	<0.0005	<0.0005	<0.0002	<0.0005
SD020	29 Nov 2021	0902_SD020_211129	Normal	NSW_0902_PFASOMP	<0.0002	<0.0005	<0.0002	<0.0005	<0.0005	<0.0002	<0.0005
SD020	31 May 2022	0902_SD020_220531	Normal	NSW_0902_PFASOMP	<0.0002	<0.0005	<0.0002	<0.0005	<0.0005	<0.0002	<0.0005
SD020	07 Nov 2022	0902_SD020_221107	Normal	NSW_0902_PFASOMP	<0.0002	<0.0005	<0.0002	<0.0005	<0.0005	<0.0002	<0.0005
SD020	10 May 2023	0902_SD020_230510	Normal	NSW_0902_PFASOMP_23	<0.0002	<0.0005	<0.0002	<0.0005	<0.0005	<0.0002	<0.0005
SD020	27 Nov 2023	0902_SD020_231127	Normal	NSW_0902_PFASOMP_23	<0.0002	<0.0005	<0.0002	<0.0005	<0.0005	<0.0002	<0.0005
SD020	23 May 2024	0902_SD020_240523	Normal	NSW_0902_PFASOMP_24	<0.0002	<0.0005	<0.0002	<0.0005	<0.0005	<0.0002	<0.0005
SD022	13 Nov 2017	0902_SD22_131117	Normal	NSW_0902_PFAS	0.0003	<0.0005	<0.0002	<0.0005	<0.0005	0.0024	<0.0005
SD022	15 Nov 2019	0902_SD022_191115	Normal	NSW_0902_PFASOMP	<0.0002	<0.0005	<0.0002	<0.0005	<0.0005	<0.0002	<0.0005
SD022	15 Nov 2019	0902_QC108_191115	Field_D	NSW_0902_PFASOMP	<0.0002	<0.0005	<0.0002	<0.0005	<0.0005	<0.0002	<0.0005
SD022	15 May 2020	0902_SD022_200515	Normal	NSW_0902_PFASOMP	<0.0005	<0.0012	<0.0005	<0.0012	<0.0012	<0.0005	<0.0012
SD022	13 Nov 2020	0902_SD022_201113	Normal	NSW_0902_PFASOMP	<0.0002	<0.0005	<0.0002	<0.0005	<0.0005	0.0006	<0.0005
SD022	05 May 2021	0902_SD022_210505	Normal	NSW_0902_PFASOMP	<0.0002	<0.0005	<0.0002	<0.0005	<0.0005	0.0012	<0.0005
SD022	29 Nov 2021	0902_SD022_211129	Normal	NSW_0902_PFASOMP	<0.0002	<0.0005	<0.0002	<0.0005	<0.0005	<0.0002	<0.0005

Table T10 - Historical Sediment Analytical Results

					PFAS					PFAS - Perfluoroalkyl Sulfonic Acids				PFAS - Perfluoroalkyl Carboxylic Acids										PFAS - (n:2) Fluorotelomer Sulfonic Acids			
					Perfluorooctanoic acid (PFOA)	Perfluorooctane sulfonic acid (PFOS)	Perfluorohexane sulfonic acid (PFHxS)	Sum of PFHxS and PFOS	Sum of PFAS	Perfluorobutane sulfonic acid (PFBS)	Perfluoropentane sulfonic acid (PFPeS)	Perfluoroheptane sulfonic acid (PFHpS)	Perfluorodecane sulfonic acid (PFDS)	Perfluorobutanoic acid (PFBA)	Perfluoropentanoic acid (PFPeA)	Perfluorohexanoic acid (PFHxA)	Perfluoroheptanoic acid (PFHpA)	Perfluorononanoic acid (PFNA)	Perfluorodecanoic acid (PFDA)	Perfluoroundecanoic acid (PFUnDA)	Perfluorododecanoic acid (PFDoDA)	Perfluorotridecanoic acid (PFTrDA)	Perfluorotetradecanoic acid (PFTeDA)	4:2 Fluorotelomer sulfonic acid (4:2 FTS)	6:2 Fluorotelomer sulfonic acid (6:2 FTS)	8:2 Fluorotelomer sulfonic acid (8:2 FTS)	10:2 Fluorotelomer sulfonic acid (10:2 FTS)
					mg/kg	mg/kg	mg/kg	mg/kg	mg/kg	mg/kg	mg/kg	mg/kg	mg/kg	mg/kg	mg/kg	mg/kg	mg/kg	mg/kg	mg/kg	mg/kg	mg/kg	mg/kg	mg/kg	mg/kg	mg/kg	mg/kg	mg/kg
LOR					0.0001	0.0001	0.0001	0.0001	0.0001	0.0001	0.0001	0.0001	0.0002	0.0002	0.0002	0.0001	0.0001	0.0001	0.0002	0.0002	0.0002	0.0002	0.0005	0.0001	0.0001	0.0001	0.0001
Location Code	**Date**	**Field ID**	**Sample Type**	**Project ID**																							
SD022	30 May 2022	0902_SD022_220530	Normal	NSW_0902_PFASOMP	<0.0002	0.0006	<0.0002	0.0006	0.0006	<0.0002	<0.0002	<0.0002	<0.0002	<0.001	<0.0002	<0.0002	<0.0002	<0.0002	<0.0002	<0.0002	<0.0002	<0.0002	<0.0005	<0.0005	<0.0005	<0.0005	<0.0005
SD022	03 Nov 2022	0902_SD022_221103	Normal	NSW_0902_PFASOMP	<0.0002	0.0049	0.0007	0.0056	0.0075	<0.0002	<0.0002	<0.0002	0.0011	<0.001	<0.0002	<0.0002	<0.0002	<0.0002	0.0003	<0.0002	<0.0002	<0.0002	<0.0005	<0.0005	<0.0005	<0.0005	<0.0005
SD022	03 Nov 2022	0902_QC102_221103	Field_D	NSW_0902_PFASOMP	<0.0002	0.0100	0.0016	0.0116	0.0211	0.0002	<0.0002	<0.0002	0.0035	<0.001	<0.0002	<0.0002	<0.0002	<0.0002	0.0006	<0.0002	<0.0002	<0.0002	<0.0005	<0.0005	<0.0005	<0.0005	<0.0005
SD022	03 Nov 2022	0902_QC202_221103	Interlab_D	NSW_0902_PFASOMP	<0.0001	0.0068	0.0009	0.0077	0.017	0.0001	0.0001	<0.0001	0.0053	<0.0002	<0.0002	0.0001	<0.0001	<0.0001	<0.0005	<0.0005	<0.0005	<0.0005	<0.005	<0.0001	<0.0001	<0.0002	<0.0002
SD022	09 May 2023	0902_SD022_230509	Normal	NSW_0902_PFASOMP_23	<0.0002	0.0006	<0.0002	0.0006	0.0006	<0.0002	<0.0002	<0.0002	<0.0002	<0.001	<0.0002	<0.0002	<0.0002	<0.0002	<0.0002	<0.0002	<0.0002	<0.0002	<0.0005	<0.0005	<0.0005	<0.0005	<0.0005
SD022	24 Nov 2023	0902_SD022_231124	Normal	NSW_0902_PFASOMP_23	<0.0002	0.0007	<0.0002	0.0007	0.0007	<0.0002	<0.0002	<0.0002	<0.0002	<0.001	<0.0002	<0.0002	<0.0002	<0.0002	<0.0002	<0.0002	<0.0002	<0.0002	<0.0005	<0.0005	<0.0005	<0.0005	<0.0005
SD022	24 Nov 2023	0902_QC110_231124	Field_D	NSW_0902_PFASOMP_23	<0.0002	0.0004	<0.0002	0.0004	0.0004	<0.0002	<0.0002	<0.0002	<0.0002	<0.001	<0.0002	<0.0002	<0.0002	<0.0002	<0.0002	<0.0002	<0.0002	<0.0002	<0.0005	<0.0005	<0.0005	<0.0005	<0.0005
SD022	24 Nov 2023	0902_QC210_231124	Interlab_D	NSW_0902_PFASOMP_23	<0.0001	0.0008	<0.0001	0.0008	0.001	<0.0001	<0.0001	<0.0001	0.0002	<0.0002	<0.0002	<0.0001	<0.0001	<0.0001	<0.0005	<0.0005	<0.0005	<0.0005	<0.005	<0.0001	<0.0001	<0.0002	<0.0002
SD022	23 May 2024	0902_SD022_240523	Normal	NSW_0902_PFASOMP_24	0.0003	0.0121	0.0018	0.0139	0.0256	<0.0002	<0.0002	<0.0002	0.0079	<0.001	0.0002	0.0004	<0.0002	<0.0002	0.0007	0.0004	0.0010	0.0003	<0.0005	<0.0005	<0.0005	<0.0005	<0.0005
SD023	13 Nov 2017	0902_SD23_131117	Normal	NSW_0902_PFAS	<0.0002	0.0158	0.0008	0.0166	0.0194	<0.0002	<0.0002	<0.0002	<0.0002	<0.001	0.0002	0.0003	<0.0002	<0.0002	0.0002	0.0005	0.0006	<0.0002	<0.0005	<0.0005	<0.0005	0.0010	<0.0005
SD023	13 Nov 2017	0902_QC180_131117	Field_D	NSW_0902_PFAS	<0.0002	0.0126	0.0008	0.0134	0.0145	<0.0002	<0.0002	<0.0002	<0.0002	<0.001	0.0002	<0.0002	<0.0002	<0.0002	0.0002	0.0003	0.0004	<0.0002	<0.0005	<0.0005	<0.0005	<0.0005	<0.0005
SD023	15 Jan 2018	0902_SD023_180115	Normal	NSW_0902_PFAS	<0.0002	0.0004	<0.0002	0.0004	0.0004	<0.0002	<0.0002	<0.0002	<0.0002	<0.001	<0.0002	<0.0002	<0.0002	<0.0002	<0.0002	<0.0002	<0.0002	<0.0002	<0.0005	<0.0005	<0.0005	<0.0005	<0.0005
SD023	15 Jan 2018	0902_QC111_180115	Field_D	NSW_0902_PFAS	<0.0002	0.0006	<0.0002	0.0006	0.0006	<0.0002	<0.0002	<0.0002	<0.0002	<0.001	<0.0002	<0.0002	<0.0002	<0.0002	<0.0002	<0.0002	<0.0002	<0.0002	<0.0005	<0.0005	<0.0005	<0.0005	<0.0005
SD023	11 Nov 2019	0902_SD023_191111	Normal	NSW_0902_PFASOMP	<0.0002	0.0075	0.0006	0.0081	0.0089	<0.0002	<0.0002	<0.0002	<0.0002	<0.001	0.0003	0.0003	<0.0002	<0.0002	<0.0002	0.0002	<0.0002	<0.0002	<0.0005	<0.0005	<0.0005	<0.0005	<0.0005
SD023	15 May 2020	0902_SD023_200515	Normal	NSW_0902_PFASOMP	0.0005	0.0312	0.0008	0.0320	0.0373	<0.0002	<0.0002	<0.0002	0.0003	0.002	<0.0002	0.0004	<0.0002	0.0004	0.0004	0.0004	0.0005	<0.0002	<0.0005	<0.0005	<0.0005	<0.0005	<0.0005
SD023	13 Nov 2020	0902_SD023_201113	Normal	NSW_0902_PFASOMP	<0.0002	0.0019	0.0002	0.0021	0.0021	<0.0002	<0.0002	<0.0002	<0.0002	<0.001	<0.0002	<0.0002	<0.0002	<0.0002	<0.0002	<0.0002	<0.0002	<0.0002	<0.0005	<0.0005	<0.0005	<0.0005	<0.0005
SD023	25 Nov 2021	0902_SD023_211125	Normal	NSW_0902_PFASOMP	<0.0002	0.0094	0.0004	0.0098	0.0098	<0.0002	<0.0002	<0.0002	<0.0002	<0.001	<0.0002	<0.0002	<0.0002	<0.0002	<0.0002	<0.0002	<0.0002	<0.0002	<0.0005	<0.0005	<0.0005	<0.0005	<0.0005
SD023	25 Nov 2021	0902_QC109_211125	Field_D	NSW_0902_PFASOMP	<0.0002	0.0087	0.0003	0.0090	0.0090	<0.0002	<0.0002	<0.0002	<0.0002	<0.001	<0.0002	<0.0002	<0.0002	<0.0002	<0.0002	<0.0002	<0.0002	<0.0002	<0.0005	<0.0005	<0.0005	<0.0005	<0.0005
SD023	31 May 2022	0902_SD023_220531	Normal	NSW_0902_PFASOMP	<0.0002	0.0003	<0.0002	0.0003	0.0003	<0.0002	<0.0002	<0.0002	<0.0002	<0.001	<0.0002	<0.0002	<0.0002	<0.0002	<0.0002	<0.0002	<0.0002	<0.0002	<0.0005	<0.0005	<0.0005	<0.0005	<0.0005
SD023	07 Nov 2022	0902_SD023_221107	Normal	NSW_0902_PFASOMP	<0.0002	0.0023	0.0005	0.0028	0.0028	<0.0002	<0.0002	<0.0002	<0.0002	<0.001	<0.0002	<0.0002	<0.0002	<0.0002	<0.0002	<0.0002	<0.0002	<0.0002	<0.0005	<0.0005	<0.0005	<0.0005	<0.0005
SD023	07 Nov 2022	0902_QC110_221107	Field_D	NSW_0902_PFASOMP	<0.0002	0.0020	0.0004	0.0024	0.0024	<0.0002	<0.0002	<0.0002	<0.0002	<0.001	<0.0002	<0.0002	<0.0002	<0.0002	<0.0002	<0.0002	<0.0002	<0.0002	<0.0005	<0.0005	<0.0005	<0.0005	<0.0005
SD023	10 May 2023	0902_SD023_230510	Normal	NSW_0902_PFASOMP_23	<0.0002	0.0004	<0.0002	0.0004	0.0004	<0.0002	<0.0002	<0.0002	<0.0002	<0.001	<0.0002	<0.0002	<0.0002	<0.0002	<0.0002	<0.0002	<0.0002	<0.0002	<0.0005	<0.0005	<0.0005	<0.0005	<0.0005
SD023	24 Nov 2023	0902_SD023_231124	Normal	NSW_0902_PFASOMP_23	<0.0002	0.0089	0.0006	0.0095	0.0098	<0.0002	<0.0002	<0.0002	0.0003	<0.001	<0.0002	<0.0002	<0.0002	<0.0002	<0.0002	<0.0002	<0.0002	<0.0002	<0.0005	<0.0005	<0.0005	<0.0005	<0.0005
SD023	28 May 2024	0902_SD023_240528	Normal	NSW_0902_PFASOMP_24	<0.0002	0.0008	0.0006	0.0014	0.0014	<0.0002	<0.0002	<0.0002	<0.0002	<0.001	<0.0002	<0.0002	<0.0002	<0.0002	<0.0002	<0.0002	<0.0002	<0.0002	<0.0005	<0.0005	<0.0005	<0.0005	<0.0005
SD024	13 Nov 2017	0902_SD24_131117	Normal	NSW_0902_PFAS	<0.0002	<0.0002	<0.0002	<0.0002	<0.0002	<0.0002	<0.0002	<0.0002	<0.0002	<0.001	<0.0002	<0.0002	<0.0002	<0.0002	<0.0002	<0.0002	<0.0002	<0.0002	<0.0005	<0.0005	<0.0005	<0.0005	<0.0005
SD024	15 Nov 2019	0902_SD024_191115	Normal	NSW_0902_PFASOMP	<0.0002	<0.0002	<0.0002	<0.0002	<0.0002	<0.0002	<0.0002	<0.0002	<0.0002	<0.001	<0.0002	<0.0002	<0.0002	<0.0002	<0.0002	<0.0002	<0.0002	<0.0002	<0.0005	<0.0005	<0.0005	<0.0005	<0.0005
SD024	14 May 2020	0902_SD024_200514	Normal	NSW_0902_PFASOMP	<0.0002	<0.0002	<0.0002	<0.0002	<0.0002	<0.0002	<0.0002	<0.0002	<0.0002	<0.001	<0.0002	<0.0002	<0.0002	<0.0002	<0.0002	<0.0002	<0.0002	<0.0002	<0.0005	<0.0005	<0.0005	<0.0005	<0.0005
SD024	12 Nov 2020	0902_SD024_201112	Normal	NSW_0902_PFASOMP	<0.0002	<0.0002	<0.0002	<0.0002	<0.0002	<0.0002	<0.0002	<0.0002	<0.0002	<0.001	<0.0002	<0.0002	<0.0002	<0.0002	<0.0002	<0.0002	<0.0002	<0.0002	<0.0005	<0.0005	<0.0005	<0.0005	<0.0005
SD024	05 May 2021	0902_SD024_210505	Normal	NSW_0902_PFASOMP	<0.0002	<0.0002	<0.0002	<0.0002	<0.0002	<0.0002	<0.0002	<0.0002	<0.0002	<0.001	<0.0002	<0.0002	<0.0002	<0.0002	<0.0002	<0.0002	<0.0002	<0.0002	<0.0005	<0.0005	<0.0005	<0.0005	<0.0005
SD024	26 Nov 2021	0902_SD024_211126	Normal	NSW_0902_PFASOMP	<0.0002	<0.0002	<0.0002	<0.0002	<0.0002	<0.0002	<0.0002	<0.0002	<0.0002	<0.001	<0.0002	<0.0002	<0.0002	<0.0002	<0.0002	<0.0002	<0.0002	<0.0002	<0.0005	<0.0005	<0.0005	<0.0005	<0.0005
SD024	31 May 2022	0902_SD024_220531	Normal	NSW_0902_PFASOMP	<0.0002	0.0009	<0.0002	0.0009	0.0012	<0.0002	<0.0002	<0.0002	<0.0002	<0.001	<0.0002	0.0003	<0.0002	<0.0002	<0.0002	<0.0002	<0.0002	<0.0002	<0.0005	<0.0005	<0.0005	<0.0005	<0.0005
SD024	03 Nov 2022	0902_SD024_221103	Normal	NSW_0902_PFASOMP	<0.0002	<0.0002	<0.0002	<0.0002	<0.0002	<0.0002	<0.0002	<0.0002	<0.0002	<0.001	<0.0002	<0.0002	<0.0002	<0.0002	<0.0002	<0.0002	<0.0002	<0.0002	<0.0005	<0.0005	<0.0005	<0.0005	<0.0005
SD024	09 May 2023	0902_SD024_230509	Normal	NSW_0902_PFASOMP_23	<0.0002	0.0005	<0.0002	0.0005	0.0005	<0.0002	<0.0002	<0.0002	<0.0002	<0.001	<0.0002	<0.0002	<0.0002	<0.0002	<0.0002	<0.0002	<0.0002	<0.0002	<0.0005	<0.0005	<0.0005	<0.0005	<0.0005
SD024	27 Nov 2023	0902_SD024_231127	Normal	NSW_0902_PFASOMP_23	<0.0002	<0.0002	<0.0002	<0.0002	<0.0002	<0.0002	<0.0002	<0.0002	<0.0002	<0.001	<0.0002	<0.0002	<0.0002	<0.0002	<0.0002	<0.0002	<0.0002	<0.0002	<0.0005	<0.0005	<0.0005	<0.0005	<0.0005
SD024	23 May 2024	0902_SD024_240523	Normal	NSW_0902_PFASOMP_24	<0.0002	<0.0002	<0.0002	<0.0002	<0.0002	<0.0002	<0.0002	<0.0002	<0.0002	<0.001	<0.0002	<0.0002	<0.0002	<0.0002	<0.0002	<0.0002	<0.0002	<0.0002	<0.0005	<0.0005	<0.0005	<0.0005	<0.0005
SD030	17 Nov 2013	0902_QC281_131117	Interlab_D	NSW_0902_PFAS	<0.0001	<0.0001	<0.0001	<0.0001	<0.0001	<0.0001	<0.0001	<0.0001	<0.0002	<0.0002	<0.0002	<0.0001	<0.0001	<0.0001	<0.0005	<0.0005	<0.0005	<0.0005	<0.005	<0.0001	<0.0001	<0.0001	<0.0001
SD030	13 Nov 2017	0902_SD30_131117	Normal	NSW_0902_PFAS	<0.0002	<0.0002	<0.0002	<0.0002	<0.0002	<0.0002	<0.0002	<0.0002	<0.0002	<0.001	<0.0002	<0.0002	<0.0002	<0.0002	<0.0002	<0.0002	<0.0002	<0.0002	<0.0005	<0.0005	<0.0005	<0.0005	<0.0005
SD030	27 Feb 2018	0902_SD030_270218	Normal	NSW_0902_PFAS	<0.0002	<0.0002	<0.0002	<0.0002	<0.0002	<0.0002	<0.0002	<0.0002	<0.0002	<0.001	<0.0002	<0.0002	<0.0002	<0.0002	<0.0002	<0.0002	<0.0002	<0.0002	<0.0005	<0.0005	<0.0005	<0.0005	<0.0005
SD030	15 Nov 2019	0902_SD030_191115	Normal	NSW_0902_PFASOMP	<0.0002	0.0003	<0.0002	0.0003	0.0003	<0.0002	<0.0002	<0.0002	<0.0002	<0.001	<0.0002	<0.0002	<0.0002	<0.0002	<0.0002	<0.0002	<0.0002	<0.0002	<0.0005	<0.0005	<0.0005	<0.0005	<0.0005
SD030	15 May 2020	0902_SD030_200515	Normal	NSW_0902_PFASOMP	<0.0002	<0.0002	<0.0002	<0.0002	<0.0002	<0.0002	<0.0002	<0.0002	<0.0002	<0.001	<0.0002	<0.0002	<0.0002	<0.0002	<0.0002	<0.0002	<0.0002	<0.0002	<0.0005	<0.0005	<0.0005	<0.0005	<0.0005
SD030	13 Nov 2020	0902_SD030_201113	Normal	NSW_0902_PFASOMP	<0.0002	<0.0002	<0.0002	<0.0002	<0.0002	<0.0002	<0.0002	<0.0002	<0.0002	<0.001	<0.0002	<0.0002	<0.0002	<0.0002	<0.0002	<0.0002	<0.0002	<0.0002	<0.0005	<0.0005	<0.0005	<0.0005	<0.0005
SD030	07 May 2021	0902_SD030_210507	Normal	NSW_0902_PFASOMP	<0.0002	<0.0002	<0.0002	<0.0002	<0.0002	<0.0002	<0.0002	<0.0002	<0.0002	<0.001	<0.0002	<0.0002	<0.0002	<0.0002	<0.0002	<0.0002	<0.0002	<0.0002	<0.0005	<0.0005	<0.0005	<0.0005	<0.0005

					PFAS - Perfluoroalkyl Sulfonamides						
					Perfluorooctane sulfonamide (FOSA)	N-Methyl perfluorooctane sulfonamide (MeFOSA)	N-Methyl perfluorooctane sulfonamidoacetic acid (MeFOSAA)	N-methyl perfluorooctane sulfonamidoethanol (MeFOSE)	N-Ethyl perfluorooctane sulfonamide (EtFOSA)	N-Ethyl perfluorooctane sulfonamidoacetic acid (EtFOSAA)	N-Ethyl perfluorooctane sulfonamidoethanol (EtFOSE)
					mg/kg	mg/kg	mg/kg	mg/kg	mg/kg	mg/kg	mg/kg
LOR					0.0002	0.0005	0.0002	0.0005	0.0005	0.0002	0.0005
Location Code	**Date**	**Field ID**	**Sample Type**	**Project ID**							
SD022	30 May 2022	0902_SD022_220530	Normal	NSW_0902_PFASOMP	<0.0002	<0.0005	<0.0002	<0.0005	<0.0005	<0.0002	<0.0005
SD022	03 Nov 2022	0902_SD022_221103	Normal	NSW_0902_PFASOMP	0.0005	<0.0005	<0.0002	<0.0005	<0.0005	<0.0002	<0.0005
SD022	03 Nov 2022	0902_QC102_221103	Field_D	NSW_0902_PFASOMP	0.0013	<0.0005	0.0006	<0.0005	<0.0005	0.0033	<0.0005
SD022	03 Nov 2022	0902_QC202_221103	Interlab_D	NSW_0902_PFASOMP	0.001	<0.001	0.0003	<0.001	<0.001	0.0021	<0.005
SD022	09 May 2023	0902_SD022_230509	Normal	NSW_0902_PFASOMP_23	<0.0002	<0.0005	<0.0002	<0.0005	<0.0005	<0.0002	<0.0005
SD022	24 Nov 2023	0902_SD022_231124	Normal	NSW_0902_PFASOMP_23	<0.0002	<0.0005	<0.0002	<0.0005	<0.0005	<0.0002	<0.0005
SD022	24 Nov 2023	0902_QC110_231124	Field_D	NSW_0902_PFASOMP_23	<0.0002	<0.0005	<0.0002	<0.0005	<0.0005	<0.0002	<0.0005
SD022	24 Nov 2023	0902_QC210_231124	Interlab_D	NSW_0902_PFASOMP_23	<0.001	<0.001	<0.0002	<0.001	<0.001	<0.0002	<0.005
SD022	23 May 2024	0902_SD022_240523	Normal	NSW_0902_PFASOMP_24	<0.0002	<0.0005	<0.0002	<0.0005	<0.0005	0.0005	<0.0005
SD023	13 Nov 2017	0902_SD23_131117	Normal	NSW_0902_PFAS	<0.0002	<0.0005	<0.0002	<0.0005	<0.0005	<0.0002	<0.0005
SD023	13 Nov 2017	0902_QC180_131117	Field_D	NSW_0902_PFAS	<0.0002	<0.0005	<0.0002	<0.0005	<0.0005	<0.0002	<0.0005
SD023	15 Jan 2018	0902_SD023_180115	Normal	NSW_0902_PFAS	<0.0002	<0.0005	<0.0002	<0.0005	<0.0005	<0.0002	<0.0005
SD023	15 Jan 2018	0902_QC111_180115	Field_D	NSW_0902_PFAS	<0.0002	<0.0005	<0.0002	<0.0005	<0.0005	<0.0002	<0.0005
SD023	11 Nov 2019	0902_SD023_191111	Normal	NSW_0902_PFASOMP	<0.0002	<0.0005	<0.0002	<0.0005	<0.0005	<0.0002	<0.0005
SD023	15 May 2020	0902_SD023_200515	Normal	NSW_0902_PFASOMP	0.0004	<0.0005	<0.0002	<0.0005	<0.0005	<0.0002	<0.0005
SD023	13 Nov 2020	0902_SD023_201113	Normal	NSW_0902_PFASOMP	<0.0002	<0.0005	<0.0002	<0.0005	<0.0005	<0.0002	<0.0005
SD023	25 Nov 2021	0902_SD023_211125	Normal	NSW_0902_PFASOMP	<0.0002	<0.0005	<0.0002	<0.0005	<0.0005	<0.0002	<0.0005
SD023	25 Nov 2021	0902_QC109_211125	Field_D	NSW_0902_PFASOMP	<0.0002	<0.0005	<0.0002	<0.0005	<0.0005	<0.0002	<0.0005
SD023	31 May 2022	0902_SD023_220531	Normal	NSW_0902_PFASOMP	<0.0002	<0.0005	<0.0002	<0.0005	<0.0005	<0.0002	<0.0005
SD023	07 Nov 2022	0902_SD023_221107	Normal	NSW_0902_PFASOMP	<0.0002	<0.0005	<0.0002	<0.0005	<0.0005	<0.0002	<0.0005
SD023	07 Nov 2022	0902_QC110_221107	Field_D	NSW_0902_PFASOMP	<0.0002	<0.0005	<0.0002	<0.0005	<0.0005	<0.0002	<0.0005
SD023	10 May 2023	0902_SD023_230510	Normal	NSW_0902_PFASOMP_23	<0.0002	<0.0005	<0.0002	<0.0005	<0.0005	<0.0002	<0.0005
SD023	24 Nov 2023	0902_SD023_231124	Normal	NSW_0902_PFASOMP_23	<0.0002	<0.0005	<0.0002	<0.0005	<0.0005	<0.0002	<0.0005
SD023	28 May 2024	0902_SD023_240528	Normal	NSW_0902_PFASOMP_24	<0.0002	<0.0005	<0.0002	<0.0005	<0.0005	<0.0002	<0.0005
SD024	13 Nov 2017	0902_SD24_131117	Normal	NSW_0902_PFAS	<0.0002	<0.0005	<0.0002	<0.0005	<0.0005	<0.0002	<0.0005
SD024	15 Nov 2019	0902_SD024_191115	Normal	NSW_0902_PFASOMP	<0.0002	<0.0005	<0.0002	<0.0005	<0.0005	<0.0002	<0.0005
SD024	14 May 2020	0902_SD024_200514	Normal	NSW_0902_PFASOMP	<0.0002	<0.0005	<0.0002	<0.0005	<0.0005	<0.0002	<0.0005
SD024	12 Nov 2020	0902_SD024_201112	Normal	NSW_0902_PFASOMP	<0.0002	<0.0005	<0.0002	<0.0005	<0.0005	<0.0002	<0.0005
SD024	05 May 2021	0902_SD024_210505	Normal	NSW_0902_PFASOMP	<0.0002	<0.0005	<0.0002	<0.0005	<0.0005	<0.0002	<0.0005
SD024	26 Nov 2021	0902_SD024_211126	Normal	NSW_0902_PFASOMP	<0.0002	<0.0005	<0.0002	<0.0005	<0.0005	<0.0002	<0.0005
SD024	31 May 2022	0902_SD024_220531	Normal	NSW_0902_PFASOMP	<0.0002	<0.0005	<0.0002	<0.0005	<0.0005	<0.0002	<0.0005
SD024	03 Nov 2022	0902_SD024_221103	Normal	NSW_0902_PFASOMP	<0.0002	<0.0005	<0.0002	<0.0005	<0.0005	<0.0002	<0.0005
SD024	09 May 2023	0902_SD024_230509	Normal	NSW_0902_PFASOMP_23	<0.0002	<0.0005	<0.0002	<0.0005	<0.0005	<0.0002	<0.0005
SD024	27 Nov 2023	0902_SD024_231127	Normal	NSW_0902_PFASOMP_23	<0.0002	<0.0005	<0.0002	<0.0005	<0.0005	<0.0002	<0.0005
SD024	23 May 2024	0902_SD024_240523	Normal	NSW_0902_PFASOMP_24	<0.0002	<0.0005	<0.0002	<0.0005	<0.0005	<0.0002	<0.0005
SD030	17 Nov 2013	0902_QC281_131117	Interlab_D	NSW_0902_PFAS	<0.001	<0.001	<0.0002	<0.001	<0.001	<0.0002	<0.005
SD030	13 Nov 2017	0902_SD30_131117	Normal	NSW_0902_PFAS	<0.0002	<0.0005	<0.0002	<0.0005	<0.0005	<0.0002	<0.0005
SD030	27 Feb 2018	0902_SD030_270218	Normal	NSW_0902_PFAS	<0.0002	<0.0005	<0.0002	<0.0005	<0.0005	<0.0002	<0.0005
SD030	15 Nov 2019	0902_SD030_191115	Normal	NSW_0902_PFASOMP	<0.0002	<0.0005	<0.0002	<0.0005	<0.0005	<0.0002	<0.0005
SD030	15 May 2020	0902_SD030_200515	Normal	NSW_0902_PFASOMP	<0.0002	<0.0005	<0.0002	<0.0005	<0.0005	<0.0002	<0.0005
SD030	13 Nov 2020	0902_SD030_201113	Normal	NSW_0902_PFASOMP	<0.0002	<0.0005	<0.0002	<0.0005	<0.0005	<0.0002	<0.0005
SD030	07 May 2021	0902_SD030_210507	Normal	NSW_0902_PFASOMP	<0.0002	<0.0005	<0.0002	<0.0005	<0.0005	<0.0002	<0.0005

Table T10 - Historical Sediment Analytical Results

					PFAS					PFAS - Perfluoroalkyl Sulfonic Acids				PFAS - Perfluoroalkyl Carboxylic Acids										PFAS - (n:2) Fluorotelomer Sulfonic Acids			
					Perfluorooctanoic acid (PFOA)	Perfluorooctane sulfonic acid (PFOS)	Perfluorohexane sulfonic acid (PFHxS)	Sum of PFHxS and PFOS	Sum of PFAS	Perfluorobutane sulfonic acid (PFBS)	Perfluoropentane sulfonic acid (PFPeS)	Perfluoroheptane sulfonic acid (PFHpS)	Perfluorodecane sulfonic acid (PFDS)	Perfluorobutanoic acid (PFBA)	Perfluoropentanoic acid (PFPeA)	Perfluorohexanoic acid (PFHxA)	Perfluoroheptanoic acid (PFHpA)	Perfluorononanoic acid (PFNA)	Perfluorodecanoic acid (PFDA)	Perfluoroundecanoic acid (PFUnDA)	Perfluorododecanoic acid (PFDoDA)	Perfluorotridecanoic acid (PFTrDA)	Perfluorotetradecanoic acid (PFTeDA)	4:2 Fluorotelomer sulfonic acid (4:2 FTS)	6:2 Fluorotelomer sulfonic acid (6:2 FTS)	8:2 Fluorotelomer sulfonic acid (8:2 FTS)	10:2 Fluorotelomer sulfonic acid (10:2 FTS)
					mg/kg	mg/kg	mg/kg	mg/kg	mg/kg	mg/kg	mg/kg	mg/kg	mg/kg	mg/kg	mg/kg	mg/kg	mg/kg	mg/kg	mg/kg	mg/kg	mg/kg	mg/kg	mg/kg	mg/kg	mg/kg	mg/kg	mg/kg
LOR					0.0001	0.0001	0.0001	0.0001	0.0001	0.0001	0.0001	0.0001	0.0002	0.0002	0.0002	0.0001	0.0001	0.0001	0.0002	0.0002	0.0002	0.0002	0.0005	0.0001	0.0001	0.0001	0.0001
Location Code	**Date**	**Field ID**	**Sample Type**	**Project ID**																							
SD030	29 Nov 2021	0902_SD030_211129	Normal	NSW_0902_PFASOMP	<0.0002	<0.0002	<0.0002	<0.0002	<0.0002	<0.0002	<0.0002	<0.0002	<0.0002	<0.001	<0.0002	<0.0002	<0.0002	<0.0002	<0.0002	<0.0002	<0.0002	<0.0002	<0.0005	<0.0005	<0.0005	<0.0005	<0.0005
SD030	31 May 2022	0902_SD030_220531	Normal	NSW_0902_PFASOMP	<0.0002	<0.0002	<0.0002	<0.0002	<0.0002	<0.0002	<0.0002	<0.0002	<0.0002	<0.001	<0.0002	<0.0002	<0.0002	<0.0002	<0.0002	<0.0002	<0.0002	<0.0002	<0.0005	<0.0005	<0.0005	<0.0005	<0.0005
SD030	07 Nov 2022	0902_SD030_221107	Normal	NSW_0902_PFASOMP	<0.0002	<0.0002	<0.0002	<0.0002	<0.0002	<0.0002	<0.0002	<0.0002	<0.0002	<0.001	<0.0002	<0.0002	<0.0002	<0.0002	<0.0002	<0.0002	<0.0002	<0.0002	<0.0005	<0.0005	<0.0005	<0.0005	<0.0005
SD030	07 Nov 2022	0902_QC210_221107	Interlab_D	NSW_0902_PFASOMP	<0.0001	0.0025	0.0003	0.0029	0.0032	<0.0001	<0.0001	<0.0001	0.0004	<0.0002	<0.0002	<0.0001	<0.0001	<0.0001	<0.0005	<0.0005	<0.0005	<0.0005	<0.005	<0.0001	<0.0001	<0.0002	<0.0002
SD030	10 May 2023	0902_SD030_230510	Normal	NSW_0902_PFASOMP_23	<0.0002	<0.0002	<0.0002	<0.0002	<0.0002	<0.0002	<0.0002	<0.0002	<0.0002	<0.001	<0.0002	<0.0002	<0.0002	<0.0002	<0.0002	<0.0002	<0.0002	<0.0002	<0.0005	<0.0005	<0.0005	<0.0005	<0.0005
SD030	10 May 2023	0902_QC108_230510	Field_D	NSW_0902_PFASOMP_23	<0.0002	<0.0002	<0.0002	<0.0002	<0.0002	<0.0002	<0.0002	<0.0002	<0.0002	<0.001	<0.0002	<0.0002	<0.0002	<0.0002	<0.0002	<0.0002	<0.0002	<0.0002	<0.0005	<0.0005	<0.0005	<0.0005	<0.0005
SD030	10 May 2023	0902_QC208_230510	Interlab_D	NSW_0902_PFASOMP_23	<0.0001	0.0001	<0.0001	0.0001	0.0001	<0.0001	<0.0001	<0.0001	<0.0002	<0.0002	<0.0002	<0.0001	<0.0001	<0.0001	<0.0005	<0.0005	<0.0005	<0.0005	<0.005	<0.0001	<0.0001	<0.0002	<0.0002
SD030	27 Nov 2023	0902_SD030_231127	Normal	NSW_0902_PFASOMP_23	<0.0002	<0.0002	<0.0002	<0.0002	<0.0002	<0.0002	<0.0002	<0.0002	<0.0002	<0.001	<0.0002	<0.0002	<0.0002	<0.0002	<0.0002	<0.0002	<0.0002	<0.0002	<0.0005	<0.0005	<0.0005	<0.0005	<0.0005
SD030	27 Nov 2023	0902_QC112_231127	Field_D	NSW_0902_PFASOMP_23	<0.0002	<0.0002	<0.0002	<0.0002	<0.0002	<0.0002	<0.0002	<0.0002	<0.0002	<0.001	<0.0002	<0.0002	<0.0002	<0.0002	<0.0002	<0.0002	<0.0002	<0.0002	<0.0005	<0.0005	<0.0005	<0.0005	<0.0005
SD030	27 Nov 2023	0902_QC212_231127	Interlab_D	NSW_0902_PFASOMP_23	<0.0001	<0.0001	<0.0001	<0.0001	<0.0001	<0.0001	<0.0001	<0.0001	<0.0002	<0.0002	<0.0002	<0.0001	<0.0001	<0.0001	<0.0005	<0.0005	<0.0005	<0.0005	<0.005	<0.0001	<0.0001	<0.0002	<0.0002
SD030	23 May 2024	0902_SD030_240523	Normal	NSW_0902_PFASOMP_24	<0.0002	<0.0002	<0.0002	<0.0002	<0.0002	<0.0002	<0.0002	<0.0002	<0.0002	<0.001	<0.0002	<0.0002	<0.0002	<0.0002	<0.0002	<0.0002	<0.0002	<0.0002	<0.0005	<0.0005	<0.0005	<0.0005	<0.0005
SD030	23 May 2024	0902_QC106_240523	Field_D	NSW_0902_PFASOMP_24	<0.0002	<0.0002	<0.0002	<0.0002	<0.0002	<0.0002	<0.0002	<0.0002	<0.0002	<0.001	<0.0002	<0.0002	<0.0002	<0.0002	<0.0002	<0.0002	<0.0002	<0.0002	<0.0005	<0.0005	<0.0005	<0.0005	<0.0005
SD030	23 May 2024	0902_QC206_240523	Interlab_D	NSW_0902_PFASOMP_24	<0.0001	0.0001	<0.0001	0.0001	0.0001	<0.0001	<0.0001	<0.0001	<0.0002	<0.0002	<0.0002	<0.0001	<0.0001	<0.0001	<0.0005	<0.0005	<0.0005	<0.0005	<0.005	<0.0001	<0.0001	<0.0002	<0.0002
SD035	15 Nov 2019	0902_SD035_191115	Normal	NSW_0902_PFASOMP	<0.0002	<0.0002	<0.0002	<0.0002	<0.0002	<0.0002	<0.0002	<0.0002	<0.0002	<0.001	<0.0002	<0.0002	<0.0002	<0.0002	<0.0002	<0.0002	<0.0002	<0.0002	<0.0005	<0.0005	<0.0005	<0.0005	<0.0005
SD035	14 May 2020	0902_SD035_200514	Normal	NSW_0902_PFASOMP	<0.0002	0.0012	<0.0002	0.0012	0.0022	<0.0002	<0.0002	<0.0002	<0.0002	0.001	<0.0002	<0.0002	<0.0002	<0.0002	<0.0002	<0.0002	<0.0002	<0.0002	<0.0005	<0.0005	<0.0005	<0.0005	<0.0005
SD035	13 Nov 2020	0902_SD035_201113	Normal	NSW_0902_PFASOMP	<0.0002	0.0003	<0.0002	0.0003	0.0003	<0.0002	<0.0002	<0.0002	<0.0002	<0.001	<0.0002	<0.0002	<0.0002	<0.0002	<0.0002	<0.0002	<0.0002	<0.0002	<0.0005	<0.0005	<0.0005	<0.0005	<0.0005
SD035	06 May 2021	0902_SD035_210506	Normal	NSW_0902_PFASOMP	<0.0002	0.0021	<0.0002	0.0021	0.0021	<0.0002	<0.0002	<0.0002	<0.0002	<0.001	<0.0002	<0.0002	<0.0002	<0.0002	<0.0002	<0.0002	<0.0002	<0.0002	<0.0005	<0.0005	<0.0005	<0.0005	<0.0005
SD035	25 Nov 2021	0902_SD035_211125	Normal	NSW_0902_PFASOMP	<0.0002	0.0018	0.0004	0.0022	0.0022	<0.0002	<0.0002	<0.0002	<0.0002	<0.001	<0.0002	<0.0002	<0.0002	<0.0002	<0.0002	<0.0002	<0.0002	<0.0002	<0.0005	<0.0005	<0.0005	<0.0005	<0.0005
SD035	30 May 2022	0902_SD035_220530	Normal	NSW_0902_PFASOMP	<0.0002	0.0015	0.0004	0.0019	0.0019	<0.0002	<0.0002	<0.0002	<0.0002	<0.001	<0.0002	<0.0002	<0.0002	<0.0002	<0.0002	<0.0002	<0.0002	<0.0002	<0.0005	<0.0005	<0.0005	<0.0005	<0.0005
SD035	03 Nov 2022	0902_SD035_221103	Normal	NSW_0902_PFASOMP	<0.0002	0.0006	<0.0002	0.0006	0.0006	<0.0002	<0.0002	<0.0002	<0.0002	<0.001	<0.0002	<0.0002	<0.0002	<0.0002	<0.0002	<0.0002	<0.0002	<0.0002	<0.0005	<0.0005	<0.0005	<0.0005	<0.0005
SD035	09 May 2023	0902_SD035_230509	Normal	NSW_0902_PFASOMP_23	<0.0002	0.0008	<0.0002	0.0008	0.0008	<0.0002	<0.0002	<0.0002	<0.0002	<0.001	<0.0002	<0.0002	<0.0002	<0.0002	<0.0002	<0.0002	<0.0002	<0.0002	<0.0005	<0.0005	<0.0005	<0.0005	<0.0005
SD035	09 May 2023	0902_QC106_230509	Field_D	NSW_0902_PFASOMP_23	<0.0002	0.0006	<0.0002	0.0006	0.0006	<0.0002	<0.0002	<0.0002	<0.0002	<0.001	<0.0002	<0.0002	<0.0002	<0.0002	<0.0002	<0.0002	<0.0002	<0.0002	<0.0005	<0.0005	<0.0005	<0.0005	<0.0005
SD035	09 May 2023	0902_QC206_230509	Interlab_D	NSW_0902_PFASOMP_23	<0.0001	0.0007	<0.0001	0.0007	0.0007	<0.0001	<0.0001	<0.0001	<0.0002	<0.0002	<0.0002	<0.0001	<0.0001	<0.0001	<0.0005	<0.0005	<0.0005	<0.0005	<0.005	<0.0001	<0.0001	<0.0002	<0.0002
SD035	27 Nov 2023	0902_SD035_231127	Normal	NSW_0902_PFASOMP_23	<0.0002	0.0007	<0.0002	0.0007	0.0007	<0.0002	<0.0002	<0.0002	<0.0002	<0.001	<0.0002	<0.0002	<0.0002	<0.0002	<0.0002	<0.0002	<0.0002	<0.0002	<0.0005	<0.0005	<0.0005	<0.0005	<0.0005
SD035	14 Jun 2024	0902_SD035_240614	Normal	NSW_0902_PFASOMP_24	<0.0002	0.0060	0.0018	0.0078	0.0083	<0.0002	0.0002	<0.0002	<0.0002	<0.001	<0.0002	<0.0002	<0.0002	<0.0002	0.0003	<0.0002	<0.0002	<0.0002	<0.0005	<0.0005	<0.0005	<0.0005	<0.0005
SD081	23 Nov 2023	0902_SD081_231123	Normal	NSW_0902_PFASOMP_23	<0.0002	0.0005	<0.0002	0.0005	0.0005	<0.0002	<0.0002	<0.0002	<0.0002	<0.001	<0.0002	<0.0002	<0.0002	<0.0002	<0.0002	<0.0002	<0.0002	<0.0002	<0.0005	<0.0005	<0.0005	<0.0005	<0.0005

Notes

LOR	Limit of Reporting
Normal	Primary sample
Field_D	Intra-laboratory duplicate sample
Interlab_D	Inter-laboratory duplicate sample

					PFAS - Perfluoroalkyl Sulfonamides						
					Perfluorooctane sulfonamide (FOSA)	N-Methyl perfluorooctane sulfonamide (MeFOSA)	N-Methyl perfluorooctane sulfonamidoacetic acid (MeFOSAA)	N-methyl perfluorooctane sulfonamidoethanol (MeFOSE)	N-Ethyl perfluorooctane sulfonamide (EtFOSA)	N-Ethyl perfluorooctane sulfonamidoacetic acid (EtFOSAA)	N-Ethyl perfluorooctane sulfonamidoethanol (EtFOSE)
					mg/kg	mg/kg	mg/kg	mg/kg	mg/kg	mg/kg	mg/kg
LOR					0.0002	0.0005	0.0002	0.0005	0.0005	0.0002	0.0005
Location Code	**Date**	**Field ID**	**Sample Type**	**Project ID**							
SD030	29 Nov 2021	0902_SD030_211129	Normal	NSW_0902_PFASOMP	<0.0002	<0.0005	<0.0002	<0.0005	<0.0005	<0.0002	<0.0005
SD030	31 May 2022	0902_SD030_220531	Normal	NSW_0902_PFASOMP	<0.0002	<0.0005	<0.0002	<0.0005	<0.0005	<0.0002	<0.0005
SD030	07 Nov 2022	0902_SD030_221107	Normal	NSW_0902_PFASOMP	<0.0002	<0.0005	<0.0002	<0.0005	<0.0005	<0.0002	<0.0005
SD030	07 Nov 2022	0902_QC210_221107	Interlab_D	NSW_0902_PFASOMP	<0.001	<0.001	<0.0002	<0.001	<0.001	<0.0002	<0.005
SD030	10 May 2023	0902_SD030_230510	Normal	NSW_0902_PFASOMP_23	<0.0002	<0.0005	<0.0002	<0.0005	<0.0005	<0.0002	<0.0005
SD030	10 May 2023	0902_QC108_230510	Field_D	NSW_0902_PFASOMP_23	<0.0002	<0.0005	<0.0002	<0.0005	<0.0005	<0.0002	<0.0005
SD030	10 May 2023	0902_QC208_230510	Interlab_D	NSW_0902_PFASOMP_23	<0.001	<0.001	<0.0002	<0.001	<0.001	<0.0002	<0.005
SD030	27 Nov 2023	0902_SD030_231127	Normal	NSW_0902_PFASOMP_23	<0.0002	<0.0005	<0.0002	<0.0005	<0.0005	<0.0002	<0.0005
SD030	27 Nov 2023	0902_QC112_231127	Field_D	NSW_0902_PFASOMP_23	<0.0002	<0.0005	<0.0002	<0.0005	<0.0005	<0.0002	<0.0005
SD030	27 Nov 2023	0902_QC212_231127	Interlab_D	NSW_0902_PFASOMP_23	<0.001	<0.001	<0.0002	<0.001	<0.001	<0.0002	<0.005
SD030	23 May 2024	0902_SD030_240523	Normal	NSW_0902_PFASOMP_24	<0.0002	<0.0005	<0.0002	<0.0005	<0.0005	<0.0002	<0.0005
SD030	23 May 2024	0902_QC106_240523	Field_D	NSW_0902_PFASOMP_24	<0.0002	<0.0005	<0.0002	<0.0005	<0.0005	<0.0002	<0.0005
SD030	23 May 2024	0902_QC206_240523	Interlab_D	NSW_0902_PFASOMP_24	<0.001	<0.001	<0.0002	<0.001	<0.001	<0.0002	<0.005
SD035	15 Nov 2019	0902_SD035_191115	Normal	NSW_0902_PFASOMP	<0.0002	<0.0005	<0.0002	<0.0005	<0.0005	<0.0002	<0.0005
SD035	14 May 2020	0902_SD035_200514	Normal	NSW_0902_PFASOMP	<0.0002	<0.0005	<0.0002	<0.0005	<0.0005	<0.0002	<0.0005
SD035	13 Nov 2020	0902_SD035_201113	Normal	NSW_0902_PFASOMP	<0.0002	<0.0005	<0.0002	<0.0005	<0.0005	<0.0002	<0.0005
SD035	06 May 2021	0902_SD035_210506	Normal	NSW_0902_PFASOMP	<0.0002	<0.0005	<0.0002	<0.0005	<0.0005	<0.0002	<0.0005
SD035	25 Nov 2021	0902_SD035_211125	Normal	NSW_0902_PFASOMP	<0.0002	<0.0005	<0.0002	<0.0005	<0.0005	<0.0002	<0.0005
SD035	30 May 2022	0902_SD035_220530	Normal	NSW_0902_PFASOMP	<0.0002	<0.0005	<0.0002	<0.0005	<0.0005	<0.0002	<0.0005
SD035	03 Nov 2022	0902_SD035_221103	Normal	NSW_0902_PFASOMP	<0.0002	<0.0005	<0.0002	<0.0005	<0.0005	<0.0002	<0.0005
SD035	09 May 2023	0902_SD035_230509	Normal	NSW_0902_PFASOMP_23	<0.0002	<0.0005	<0.0002	<0.0005	<0.0005	<0.0002	<0.0005
SD035	09 May 2023	0902_QC106_230509	Field_D	NSW_0902_PFASOMP_23	<0.0002	<0.0005	<0.0002	<0.0005	<0.0005	<0.0002	<0.0005
SD035	09 May 2023	0902_QC206_230509	Interlab_D	NSW_0902_PFASOMP_23	<0.001	<0.001	<0.0002	<0.001	<0.001	<0.0002	<0.005
SD035	27 Nov 2023	0902_SD035_231127	Normal	NSW_0902_PFASOMP_23	<0.0002	<0.0005	<0.0002	<0.0005	<0.0005	<0.0002	<0.0005
SD035	14 Jun 2024	0902_SD035_240614	Normal	NSW_0902_PFASOMP_24	<0.0002	<0.0005	<0.0002	<0.0005	<0.0005	<0.0002	<0.0005
SD081	23 Nov 2023	0902_SD081_231123	Normal	NSW_0902_PFASOMP_23	<0.0002	<0.0005	<0.0002	<0.0005	<0.0005	<0.0002	<0.0005

Notes

LOR	Limit of Reporting
Normal	Primary sample
Field_D	Intra-laboratory duplicate sample
Interlab_D	Inter-laboratory duplicate sample

Appendix C

Calibration Certificates

Certificate of Service and Calibration

Interface Meter

Heron H.Oil

Company Name	WAM Scientific
Office Address	26 Bungarra Crescent, Chipping Norton NSW 2170
Phone Number	+61 405 241 484
Contact Name	[redacted]
Instrument	Heron H.Oil Interface Meter (60m)
Serial Number	01-8288
Client Name	[redacted] (AECOM Australia Pty Ltd)
Project Number	60612562_5.1

Instrument Check			
Item	Test	Test Passed	Comments
9V Battery	Klein Tools MM300 Multimeter	✓	Battery voltage reading above 7.9V
Battery Box	Check	✓	No damage
Face and Back Plates	Check	✓	No damage
Thumb Screws	Check	✓	Rubber ends intact
Tape Hangar/Protector	Check	✓	No damage
On/Off Button	Operation	✓	Button is functional
Buzzer	Operation	✓	Intermittent tone in H_2O, solid tone in product
LED Signal Light	Operation	✓	LED light functional – green and red
Probe	Operation/Check	✓	Decontaminated, cleaned and tested
Tape	Condition/Check	✓	Decontaminated and cleaned, no damage
Connection	Check	✓	Probe and link connected correctly and tightly
PCB	Operation	✓	Unit is fully functional
Electronics Panel	Orientation	✓	Correctly aligned

Instrument Readings		
Product	Buzzer	LED Light
H_2O	Intermittent	Blinking – Red
Petroleum	Solid	Steady – Red

Declaration
WAM Scientific certifies that the above instrument was successfully tested according to manufacturer's standards and all necessary checks were conducted to ensure the instrument was fully operational prior to dispatch. The interface meter was decontaminated, cleaned and tested with a mixture of tap water and petrol, shielded from ambient light.

Checked By	[redacted]
Calibration Date	16/05/2024
Calibration Due	16/11/2024

WAM Scientific:
26 Bungarra Crescent
CHIPPING NORTON NSW 2170
T: +61 405 241 484 | +61 424 198 667
E: rentals@wamscientific.com.au
E: accounts@wamscientific.com.au

Certificate of Service and Calibration

Water Quality Meter

YSI Professional Plus

Company Name	WAM Scientific
Office Address	26 Bungarra Crescent, Chipping Norton NSW 2170
Phone Number	+61 405 241 484
Contact Name	[redacted]
Instrument	YSI Pro Quatro Water Quality Meter w/ 1m Quatro Cable
Serial Number	22G103295
Client Name	[redacted] (AECOM Australia Pty Ltd)
Project Number	60612562_5.1
Comments	-

Instrument Check

Item	Test	Test Passed	Comments
2 x Alkaline C-size Batteries	Klein Tools MM300 Multimeter	✓	Both batteries reading above 2.9V
Battery Saver Function	Operation	✓	Automatically turns off after 60 minutes if idle
Unit Display	Operation	✓	Screen visible, no damage
Keypad	Operation	✓	Responsive, no damage
Connection Port and Cable	Condition/Check	✓	Clean, no damage
Monitor Housing	Condition/Check	✓	No damage
Firmware	Version	✓	4.0.0
pH Probe	Condition/Calibration	✓	Calibrated and conforms to manufacturer's specs
pH millivolts for pH 7.00	Calibration	✓	pH 7.00 calibration range between 0 mV ± 50 mV
pH millivolts for pH 4.00	Calibration	✓	pH 4 mV range +165 to +180 from 7 buffer mV value
pH slope	Calibration	✓	Range between 55 to 60 mV/pH (ideal value 59 mV)
Response time < 90 seconds	Calibration	✓	Responds to correct value within 90 seconds
ORP Probe	Condition/Calibration	✓	Calibrated and conforms to manufacturer's specs
ORP Reading	Calibration	✓	Within ± 80 mV of reference Zobell Reading
Response time < 90 seconds	Calibration	✓	Responds to correct value within 90 seconds
Conductivity/Temp Probe	Condition/Calibration	✓	Calibrated and conforms to manufacturer's specs
Conductivity Cell	Calibration	✓	Conductivity cell constant 5.0 ± 1.0 in GLP file
Clean Sensor Readings	Calibration	✓	Clean sensor reads less than 3 uS/cm in dry air
Dissolved Oxygen Probe	Condition/Calibration	✓	Calibrated and conforms to manufacturer's specs
DO Cap	Condition/Calibration	✓	1.25 mil PE membrane (yellow membrane)
DO Sensor in Use	Condition	✓	Polarographic DO sensor
DO Sensor Value	Calibration	✓	(min 4.31 uA - max 8.00 uA) Avg 6.15 uA

Instrument Readings

Parameter	Standard Used	Reference No.	Calibration Value	Observed	Actual	Units
Temperature	Centre 370 Thermometer	Room Temp.	15.1	14.5	15.1	°C
pH	pH 4.00	386466	4.01	4.00	4.01	pH
pH	pH 7.00	387329	7.00	7.01	7.00	pH
Conductivity	2760 µs/cm at 25°C	388521	2760	2791	2760	µs/cm
ORP (Ref. check only)	Zobell A & B	380835/382785	252.0	246.5	252.0	mV
Zero Dissolved O_2	$NaSO_3$ in Distilled H_2O	389912	0.0	-2.0	0.0	%
100% Dissolved O_2	100% Air Saturated H_2O	Fresh Air	100.0	98.5	100.0	%

Declaration

WAM Scientific certifies that the above instrument was successfully tested according to manufacturer's standards and all necessary checks were conducted to ensure the instrument was fully operational prior to dispatch. The calibration data supplied was obtained in accordance with manufacturer's specifications using solutions of known values.

Calibrated By	[redacted]
Calibration Date	16/05/2024
Calibration Due	16/11/2024

WAM Scientific:
26 Bungarra Crescent
CHIPPING NORTON NSW 2170
T: +61 405 241 484 | +61 424 198 667
E: rentals@wamscientific.com.au
E: accounts@wamscientific.com.au

AECOM

ANZ

FQM - Water Quality Meter Calibration Record

Q4AN(EV)-410-FM1

Project Name:	PFAS OMP RICHMOND	**Project Number:**	60612562
Project Location:	RICHMOND, NSW	**Client:**	DEFENCE
PM Name:	[redacted]	**Fieldwork Staff Name:**	[redacted]

This calibration record is intended to prompt fieldwork staff to calibrate water quality meter (WQM) daily before the start of fieldworks

INSTRUMENT DETAILS

Supplier:	WAMSCIENTIFIC
Make and Model:	PROFESSIONAL SERIES, PROQUATRO
Serial Number:	22G103295

CALIBRATION

CALIBRATE WITH CALIBRATION SOLUTIONS

Date and Time:					
Parameter	Acidity		Conductivity	Dissolved Oxygen	
Units	pH	pH	µS/cm	ppm	ppm
Calibration Standard Concentration:	4	7	1995	0	
Calibration Reading:	4.05	6.97	2004	0.25 JK	
Calibration Temperature:	10.7	10.7	10.5	10.9	

ONGOING CHECKS

BUMP TEST WITH CALIBRATION SOLUTION

Date and Time:					
Parameter	Acidity		Conductivity	Dissolved Oxygen	
Units	pH	pH	µS/cm	ppm	ppm
Calibration Standard Concentration:					
Bump Test Reading:					
Bump Test Temperature:					

COMMENTS

Detail any equipment faults, minor maintenance performed, change of batteries or technical support provided

NA

Approval and Distribution

☐ Each individual instrument has been inspected and calibrated daily and bump tested as required by fieldwork staff.

Fieldwork Staff Signature — **Date** 20/MAY/2024

Distribution: Project Central File

AECOM

ANZ

FQM - Water Quality Meter Calibration Record

Q4AN(EV)-410-FM1

Project Name:	IMP RICHMOND	**Project Number:**	60612562
Project Location:	RICHMOND RAAF	**Client:**	DEFENCE
PM Name:	CTT	**Fieldwork Staff Name:**	[redacted]

This calibration record is intended to prompt fieldwork staff to calibrate water quality meter (WQM) daily before the start of fieldworks.

INSTRUMENT DETAILS

Supplier:	WAM
Make and Model:	Pro Quatro
Serial Number:	22610329 5

CALIBRATION

CALIBRATE WITH CALIBRATION SOLUTIONS

Date and Time:					
Parameter	Acidity		Conductivity	Dissolved Oxygen	
Units	pH	pH	µS/cm	ppm	ppm
Calibration Standard Concentration:					
Calibration Reading:					
Calibration Temperature:					

ONGOING CHECKS

BUMP TEST WITH CALIBRATION SOLUTION

Date and Time:					
Parameter	Acidity		Conductivity	Dissolved Oxygen	
Units	pH	pH	µS/cm	ppm	ppm
Calibration Standard Concentration:	9	7	2075	0	
Bump Test Reading:	9.02	6.97	2060	~~[illegible]~~ 0.06	
Bump Test Temperature:	12.0	11.3	11.9	11.6	

COMMENTS

Detail any equipment faults, minor maintenance performed, change of batteries or technical support provided

N/A

Approval and Distribution

☑ Each individual instrument has been inspected and calibrated daily and bump tested as required by fieldwork staff.

Fieldwork Staff Signature — **Date** 21/5/24

Distribution: Project Central File

AECOM

ANZ

FQM - Water Quality Meter Calibration Record

Q4AN(EV)-410-FM1

Project Name:	Richmond OMP PFAS	**Project Number:**	60612562
Project Location:	Richmond RAAF Base	**Client:**	Defence
PM Name:		**Fieldwork Staff Name:**	

This calibration record is intended to prompt fieldwork staff to calibrate water quality meter (WQM) daily before the start of fieldworks

INSTRUMENT DETAILS

Supplier:	WAM
Make and Model:	Pro Quatro
Serial Number:	

CALIBRATION

CALIBRATE WITH CALIBRATION SOLUTIONS

Date and Time:					
Parameter	Acidity		Conductivity	Dissolved Oxygen	
Units	pH	pH	µS/cm	ppm	ppm
Calibration Standard Concentration:	4.00	7.00	1810		
Calibration Reading:	4.00	7.00	1810		
Calibration Temperature:	8.2	6.7	7.1		

ONGOING CHECKS

BUMP TEST WITH CALIBRATION SOLUTION

Date and Time:	22/5/24, 0655				
Parameter	Acidity		Conductivity	Dissolved Oxygen	
Units	pH	pH	µS/cm	ppm	ppm
Calibration Standard Concentration:	4.00	7.00	1810	0	
Bump Test Reading:	4.17	6.86	1880	0	
Bump Test Temperature:	8.2	6.7	7.1	8.3	

COMMENTS

Detail any equipment faults, minor maintenance performed, change of batteries or technical support provided

Calibrated pH (4, 7) and conductivity

Approval and Distribution

☑ Each individual instrument has been inspected and calibrated daily and bump tested as required by fieldwork staff.

Fieldwork Staff Signature	22/5/24 **Date**

Distribution: Project Central File

AECOM

ANZ

FQM - Water Quality Meter Calibration Record

Q4AN(EV)-410-FM1

Project Name:	Richmond NEAS QMP	**Project Number:**	1062562
Project Location:	Richmond RAAF Base	**Client:**	Defence
PM Name:	[redacted]	**Fieldwork Staff Name:**	JPR + JK

This calibration record is intended to prompt fieldwork staff to calibrate water quality meter (WQM) daily before the start of fieldworks.

INSTRUMENT DETAILS

Supplier:	
Make and Model:	
Serial Number:	

CALIBRATION

CALIBRATE WITH CALIBRATION SOLUTIONS

Date and Time:					
Parameter	Acidity		Conductivity	Dissolved Oxygen	
Units	pH	pH	µS/cm	ppm	ppm
Calibration Standard Concentration:			1463		
Calibration Reading:			1863		
Calibration Temperature:			8.0		

ONGOING CHECKS

BUMP TEST WITH CALIBRATION SOLUTION

Date and Time:					
Parameter	Acidity		Conductivity	Dissolved Oxygen	
Units	pH	pH	µS/cm	ppm	ppm
Calibration Standard Concentration:	4.00	7.00	1863		
Bump Test Reading:	4.03	6.76	1674		
Bump Test Temperature:	0.7	6.1	6.0		

COMMENTS

Detail any equipment faults, minor maintenance performed, change of batteries or technical support provided.

Calibrated EC

Approval and Distribution

☑ Each individual instrument has been inspected and calibrated daily and bump tested as required by fieldwork staff.

JPR	23/5/24
Fieldwork Staff Signature	**Date**

Distribution: Project Central File

AECOM

ANZ

FQM - Water Quality Meter Calibration Record

Q4AN(EV)-410-FM1

Project Name:	PFAS OMP Richmond	**Project Number:**	60612562
Project Location:	Richmond	**Client:**	Defence
PM Name:	[redacted]	**Fieldwork Staff Name:**	[redacted]

This calibration record is intended to prompt fieldwork staff to calibrate water quality meter (WQM) daily before the start of fieldworks

INSTRUMENT DETAIL :

Supplier:	WAM Scientific
Make and Model:	YSI Pro Quatro
Serial Number:	22G103295

CALIBRATION

CALIBRATE WITH CALIBRATION SOLUTIONS

Date and Time:					
Parameter	Acidity		Conductivity	Dissolved Oxygen	
Units	pH	pH	µS/cm	ppm	ppm
Calibration Standard Concentration:					
Calibration Reading:					
Calibration Temperature:					

ONGOING CHECKS

BUMP TEST WITH CALIBRATION SOLUTION

Date and Time:	24/5/24				
Parameter	Acidity		Conductivity	Dissolved Oxygen	
Units	pH	pH	µS/cm	ppm	ppm
Calibration Standard Concentration:	4.00	7.00	1995	0.0	
Bump Test Reading:	4.01	7.03	1978	0.0	
Bump Test Temperature:	10.6	10.6	10.7	10.8	

COMMENTS

Detail any equipment faults, minor maintenance performed, change of batteries or technical support provided

N/A

Approval and Distribution

☑ Each individual instrument has been inspected and calibrated daily and bump tested as required by fieldwork staff.

Fieldwork Staff Signature — **Date** 24/5/24

Distribution: Project Central File

AECOM

ANZ

FQM - Water Quality Meter Calibration Record

Q4AN(EV)-410-FM1

Project Name:	OMP	**Project Number:**	60612562
Project Location:	Richmond	**Client:**	DoD
PM Name:	[redacted]	**Fieldwork Staff Name:**	MH + CP

This calibration record is intended to prompt fieldwork staff to calibrate water quality meter (WQM) daily before the start of fieldworks.

INSTRUMENT DETAILS

Supplier:	WAM
Make and Model:	pro Quattro
Serial Number:	22G1032995

CALIBRATION

CALIBRATE WITH CALIBRATION SOLUTIONS

Date and Time:					
Parameter	Acidity		Conductivity	Dissolved Oxygen	
Units	pH	pH	µS/cm	ppm	ppm
Calibration Standard Concentration:					
Calibration Reading:					
Calibration Temperature:					

ONGOING CHECKS

BUMP TEST WITH CALIBRATION SOLUTION

Date and Time:	27/5 0700				
Parameter	Acidity		Conductivity	Dissolved Oxygen	
Units	pH	pH	µS/cm	ppm	ppm
Calibration Standard Concentration:	4.00	7.00	2127	0.0	
Bump Test Reading:	4.02	7.04	2095	0.1	
Bump Test Temperature:	13.3	13.3	13.1	13.2	

COMMENTS

Detail any equipment faults, minor maintenance performed, change of batteries or technical support provided.

Approval and Distribution

☑ Each individual instrument has been inspected and calibrated daily and bump tested as required by fieldwork staff.

Fieldwork Staff Signature: [signature] Date: 27-5-24

Distribution: Project Central File

AECOM

ANZ

FQM - Water Quality Meter Calibration Record

Q4AN(EV)-410-FM1

Project Name:	OMP	**Project Number:**	60612562
Project Location:	Richmond	**Client:**	DoD
PM Name:	[redacted]	**Fieldwork Staff Name:**	MH + CP

This calibration record is intended to prompt fieldwork staff to calibrate water quality meter (WQM) daily before the start of fieldworks.

INSTRUMENT DETAILS

Supplier:	WAM
Make and Model:	Pro Quat.
Serial Number:	22G103295

CALIBRATION

CALIBRATE WITH CALIBRATION SOLUTIONS

Date and Time:					
Parameter	Acidity		Conductivity	Dissolved Oxygen	
Units	pH	pH	µS/cm	ppm	ppm
Calibration Standard Concentration:					
Calibration Reading:					
Calibration Temperature:					

ONGOING CHECKS

BUMP TEST WITH CALIBRATION SOLUTION

Date and Time:					
Parameter	Acidity		Conductivity	Dissolved Oxygen	
Units	pH	pH	µS/cm	ppm	ppm
Calibration Standard Concentration:	7.00	4.00	2127	0.0	
Bump Test Reading:	7.05	4.03	2100	0.03	
Bump Test Temperature:	13.9	13.8	13.9	13.7	

COMMENTS

Detail any equipment faults, minor maintenance performed, change of batteries or technical support provided.

Approval and Distribution

☑ Each individual instrument has been inspected and calibrated daily and bump tested as required by fieldwork staff.

Fieldwork Staff Signature

28/5

Date

Distribution: Project Central File

© AECOM Restricted

AECOM

ANZ

FQM - Water Quality Meter Calibration Record

Q4AN(EV)-410-FM1

Project Name:	OMP Richmond	**Project Number:**	60612562
Project Location:		**Client:**	Defence
PM Name:		**Fieldwork Staff Name:**	MH + JR

This calibration record is intended to prompt fieldwork staff to calibrate water quality meter (WQM) daily before the start of fieldworks.

INSTRUMENT DETAILS

Supplier:	
Make and Model:	
Serial Number:	

CALIBRATION

CALIBRATE WITH CALIBRATION SOLUTIONS

Date and Time:	13/6/24				
Parameter	Acidity		Conductivity	Dissolved Oxygen	
Units	pH	pH	µS/cm	ppm	ppm
Calibration Standard Concentration:		7.00			
Calibration Reading:		7.00			
Calibration Temperature:		12.9			

ONGOING CHECKS

BUMP TEST WITH CALIBRATION SOLUTION

Date and Time:	13/6/24				
Parameter	Acidity		Conductivity	Dissolved Oxygen	
Units	pH	pH	µS/cm	ppm	ppm
Calibration Standard Concentration:	4.00	7.00	2127	0.00	
Bump Test Reading:	4.01	7.12	2100	0.00	
Bump Test Temperature:	13.0	12.9	13.1	13.2	

COMMENTS

Detail any equipment faults, minor maintenance performed, change of batteries or technical support provided.

pH 7.00 calibrated

Approval and Distribution

☑ Each individual instrument has been inspected and calibrated daily and bump tested as required by fieldwork staff.

Fieldwork Staff Signature	13/06/2024 **Date**

Distribution: Project Central File

AECOM

ANZ

FQM - Water Quality Meter Calibration Record

Q4AN(EV)-410-FM1

Project Name:	OMP Richmond	**Project Number:**	
Project Location:		**Client:**	
PM Name:		**Fieldwork Staff Name:**	MH + JR

This calibration record is intended to prompt fieldwork staff to calibrate water quality meter (WQM) daily before the start of fieldworks.

INSTRUMENT DETAILS

Supplier:	
Make and Model:	
Serial Number:	

CALIBRATION

CALIBRATE WITH CALIBRATION SOLUTIONS

Date and Time:					
Parameter	Acidity		Conductivity	Dissolved Oxygen	
Units	pH	pH	µS/cm	ppm	ppm
Calibration Standard Concentration:					
Calibration Reading:					
Calibration Temperature:					

ONGOING CHECKS

BUMP TEST WITH CALIBRATION SOLUTION

Date and Time:	14/6/24 6:45am				
Parameter	Acidity		Conductivity	Dissolved Oxygen	
Units	pH	pH	µS/cm	ppm	ppm
Calibration Standard Concentration:	4.00	7.00	2127	0.00	
Bump Test Reading:	4.02	7.01	2103	0.02	
Bump Test Temperature:	13.6	13.5	13.5	13.6	

COMMENTS

Detail any equipment faults, minor maintenance performed, change of batteries or technical support provided.

Approval and Distribution

☑ Each individual instrument has been inspected and calibrated daily and bump tested as required by fieldwork staff.

Fieldwork Staff Signature _____ **Date** 14/6/24

Distribution: Project Central File

Appendix D

Analytical Data Validation

DATA VALIDATION REPORT

Project number:	60612562	Validation by:	JR	Date:	17/07/2024
Client:	Department of Defence	Data verified by:	GT	Date:	18/07/2024
Site:	RAAF Base Richmond				
Matrix type:	Groundwater, Surface Water, and Sediment				
Primary samples:	74 Groundwater samples, 21 Surface Water samples, 20 Sediment samples				
Laboratory:	Primary: ALS, Secondary: Envirolab				
Lab reference:	ALS: ES2417922, ES2417952, ES2418140, ES2419506, ES2419507, ES2419508 Envirolab: 352592, 354010				

Key Issues:	No QA/QC issues were identified in the field or laboratory datasets that could have a material implication to decision-making on the project.

Field Quality Assurance and Quality Control

Field DQOs and DQIs	The data quality objectives (DQOs) and data quality indicators (DQIs) adopted for these works are presented in the SAQP (AECOM, 2024).
Sampling personnel	Sampling was conducted by suitably qualified and experienced AECOM Environmental Scientists and Engineers.
Sampling Methodology	All water and sediment samples were collected in accordance with the methodology outlined in the SAQP (AECOM, 2024). After each sample was collected, reusable equipment was decontaminated using Liquinox and potable water, and the consumables (nitrile gloves and HydraSleeve™ materials) were disposed of in waste bins.
Chain of Custody (COC)	All samples collected were reported on the Chain of Custody documents (COC) and subsequent email amendments and analysed for requested analytes.
Rinsate Blank	Rinsate blank samples were collected at a frequency of 1 per day of sampling where equipment was re-used and decontaminated between sample points (a total of 9 rinsate blank samples were collected). Rinsate blank samples were either collected from the final rinse of the interface probe or sampling trowel following decontamination, using laboratory-supplied de-ionised water.
Frequency of field QC	Field duplicates (intra-laboratory duplicates) and triplicates (inter-laboratory duplicates) were collected at a frequency greater than one in ten primary samples (10%), exceeding the DQI. In total: • 13 water field duplicates and 13 water field triplicates were collected (13.7%) for 95 primary water samples • 3 sediment field duplicates and 3 sediment field triplicates were collected (14.3%) for 21 primary sediment samples.
Handling and preservation	All samples were received by the primary laboratory in appropriate containers, with ice present, between 2.7 and 6.1 °C, slightly above the recommended temperature range (≤6 °C). Samples were received by the secondary laboratory in appropriate containers, with ice present, at 6.5 and (for 4 samples) at 20.0 °C, above the recommended temperature range. Given that PFAS are non-volatile, and that samples were cooled with ice after sampling, the elevated temperature is not considered to impact analytical results.
Calibration of equipment	Measurements of water geochemical parameters were undertaken using YSI Professional Plus water quality meters, which were calibrated by the supplier prior to use, in accordance with the manufacturer's instructions and bump tested daily by the field personnel. Measurements of depth to groundwater were undertaken using interface probes, which were serviced by the supplier prior to use.

	All equipment calibration and service certificates are presented in Appendix C.
Laboratory QA/QC	
Laboratory DQOs and DQIs	The data quality objectives (DQOs) and data quality indicators (DQIs) adopted for these works are presented in the SAQP (AECOM, 2024).
Tests requested/reported	All samples were analysed for per- and polyfluoroalkyl substances (PFAS) extended suite. All sample requests for analysis are reported on the Chain of Custody (COC).
Holding time compliance	All samples were extracted and analysed by the laboratory within the recommended holding times.
Laboratory accreditation	The primary laboratory analysis was conducted by ALS Environmental Pty Ltd (Sydney) a National Association of Testing Authorities (NATA) accredited laboratory (Accreditation No. 825). The secondary samples were analysed at Envirolab Services, also a NATA accredited laboratory (accreditation number 2901).
Frequency of laboratory QC	The primary laboratory ALS reported a sufficient frequency of quality control samples to assess whether the results have been reported with acceptable accuracy and precision, with the exception of: Matrix Spikes • ES2418140: PFAS Extended Suite by LCMSMS (actual rate: 0.00%, expected rate: 5.00%) The precision and accuracy of the data can be assessed as acceptable based on method blanks, laboratory duplicates, laboratory control spike and surrogate spike recoveries, which were reported at the required frequencies and within control limits, and the reported matrix spikes which were within control limits.
Method Blank	All method blank concentrations were reported <LOR (limit of reporting) for the analytes tested, meeting the project requirements. This is presented in the Quality Control Reports for both laboratories.
Laboratory duplicate RPDs	The reported laboratory duplicate's Relative Percentage Differences (RPDs) were within laboratory control limits. The laboratory duplicate RPDs are presented in the Quality Control Reports for both laboratories.
LCS recovery	Laboratory control spike (LCS) recoveries were within control limits. This is presented in the Quality Control Reports for both laboratories.
Matrix spike recovery	Matrix spike (MS) recoveries were within control limits with the exception of: Non-determined MS recoveries Soil • ES2417922: Perfluorooctane sulfonic acid (PFOS), 0902_QC110_240528 Water • ES2417922: Perfluorohexane sulfonic acid (PFHxS), anonymous non-AECOM sample • ES2417922: PFOS, anonymous non-AECOM sample These non-determinations were due to background levels being greater than or equal to four times spike levels, which do not reflect method bias or affect data interpretation.
Surrogate spike recovery	The reported surrogate spike recoveries were within laboratory control limits.

DATA VALIDATION REPORT

QA/QC Data Evaluation	
Comparison of Field Observations and Laboratory Results	No anomalies between field observations and analytical results were noted.
Data transcription	A check of the laboratory results identified no anomalies within the electronic data, the laboratory reports, and the tables generated by AECOM.
Limits of reporting	With the exception of the PFAS NEMP Freshwater 99% species protection (HEPA 2020) values for PFOS, the laboratory LORs were sufficiently low to enable assessment against adopted guideline criteria.
Rinsate Blank sample results	The concentrations of PFAS in the Rinsate Blank samples (Table D3) were below the LOR, indicating that decontamination procedures were adequate.
Intra/Inter-laboratory duplicate RPDs for Field Duplicates / Triplicates	Field duplicates (intra-laboratory duplicates) RPDs for field duplicates (intra-laboratory duplicates) and triplicates (inter-laboratory duplicates) were reported within acceptable limits (≤30%, or ≤50% for results 10-20 x LOR, or No Limit for results <10 x LOR), (see Table D1 and D2), with the exception of: <u>Intra-laboratory duplicates (Field Duplicates) RPDs</u> • 0902_MW066/QC102 - PFHxS 43% • 0902_MW106/QC105 - PFHxS 38% • 0902_SW001/QC107 - RPDs ranging between 36% and 141% for various PFAS • 0902_SD003/QC104 - Perfluorooctane sulfonamide (FOSA) 61%. <u>Inter-laboratory duplicates (Field Triplicates) RPDs</u> • 0902_MW063/QC201 - RPDs ranging between 32% and 35% for various PFAS • 0902_SW001/QC207 - RPDs ranging between 32% and 35% for various PFAS • 0902_SD003/QC204 - RPDs ranging between 31% and 78% for various PFAS • 0902_SD015/QC110 - PFOS 41%. The elevated RPDs for were generally marginally above acceptable limits and within the same order of magnitude and therefore considered acceptable. Where required for quantitative purposes, the highest concentrations from the primary and duplicate pairs will be used in the report.
Overall Assessment	
	Data validation procedure employed in the assessment of the field and laboratory QA/QC data indicated that the reported analytical results are representative of the sample locations and that the overall quality of the analytical data produced is acceptably reliable for the purpose of this report.

Attached:
Table D1 – Water RPDs
Table D2 – Sediment RPDs
Table D3 – Rinsate Blank Results

Table D1 - Water Duplicate RPDs

			Lab Report Number	ES2417952	ES2417952		ES2417952	352592		ES2417952	ES2417952		ES2417952	352592	
			Field ID	0902_MW068_240520	0902_QC100_240520		0902_MW068_240520	0902_QC200_240520		0902_MW063_240520	0902_QC101_240520		0902_MW063_240520	0902_QC201_240520	
			Matrix Type	Water	Water		Water	Water		Water	Water		Water	Water	
			Date	20 May 2024	20 May 2024	RPD	20 May 2024	20 May 2024	RPD	20 May 2024	20 May 2024	RPD	20 May 2024	20 May 2024	RPD
	Unit	EQL	**RPD**												
PFAS															
Perfluorooctanoic acid (PFOA)	µg/L	0.01		0.27	0.29	7	0.27	0.23	16	1.06	1.11	5	1.06	1.0	6
Perfluorooctane sulfonic acid (PFOS)	µg/L	0.01		1.78	1.69	5	1.78	1.5	17	1.71	1.74	2	1.71	2.0	16
Perfluorohexane sulfonic acid (PFHxS)	µg/L	0.01		4.94	3.75	27	4.94	4.5	9	11.2	9.73	14	11.2	16	**35**
Sum of PFHxS and PFOS	µg/L	0.01		6.72	5.44	21	6.72	6.0	11	12.9	11.5	11	12.9	18	**33**
Sum of PFAS	µg/L	0.01		9.36	7.70	19	9.36	8.3	12	26.7	25.6	4	26.7	32	18
PFAS - Perfluoroalkyl Sulfonic Acids															
Perfluorobutane sulfonic acid (PFBS)	µg/L	0.01		0.40	0.32	22	0.40	0.39	3	2.28	2.07	10	2.28	2.4	5
Perfluoropentane sulfonic acid (PFPeS)	µg/L	0.01		0.61	0.57	7	0.61	0.48	24	2.77	2.80	1	2.77	2.4	14
Perfluoroheptane sulfonic acid (PFHpS)	µg/L	0.01		0.19	0.14	30	0.19	0.21	10	0.38	0.34	11	0.38	0.53	**33**
Perfluorodecane sulfonic acid (PFDS)	µg/L	0.02		<0.02	<0.02	nc	<0.02	<0.02	nc	<0.02	<0.02	nc	<0.02	<0.02	nc
PFAS - Perfluoroalkyl Carboxylic Acids															
Perfluorobutanoic acid (PFBA)	µg/L	0.02		<0.1	<0.1	nc	<0.1	0.09	nc	0.6	0.5	18	0.6	0.73	20
Perfluoropentanoic acid (PFPeA)	µg/L	0.02		0.15	0.14	7	0.15	0.1	40	1.23	1.06	15	1.23	1.2	2
Perfluorohexanoic acid (PFHxA)	µg/L	0.01		0.73	0.56	26	0.73	0.61	18	3.70	4.52	20	3.70	5.1	**32**
Perfluoroheptanoic acid (PFHpA)	µg/L	0.01		0.11	0.07	44	0.11	0.09	20	0.88	0.66	29	0.88	0.86	2
Perfluorononanoic acid (PFNA)	µg/L	0.01		<0.02	<0.02	nc	<0.02	<0.01	nc	<0.02	<0.02	nc	<0.02	<0.01	nc
Perfluorodecanoic acid (PFDA)	µg/L	0.02		<0.02	<0.02	nc	<0.02	<0.02	nc	<0.02	<0.02	nc	<0.02	<0.02	nc
Perfluoroundecanoic acid (PFUnDA)	µg/L	0.02		<0.02	<0.02	nc	<0.02	<0.02	nc	<0.02	<0.02	nc	<0.02	<0.02	nc
Perfluorododecanoic acid (PFDoDA)	µg/L	0.02		<0.02	<0.02	nc	<0.02	<0.05	nc	<0.02	<0.02	nc	<0.02	<0.05	nc
Perfluorotridecanoic acid (PFTrDA)	µg/L	0.02		<0.02	<0.02	nc	<0.02	<0.1	nc	<0.02	<0.02	nc	<0.02	<0.1	nc
Perfluorotetradecanoic acid (PFTeDA)	µg/L	0.05		<0.05	<0.05	nc	<0.05	<0.5	nc	<0.05	<0.05	nc	<0.05	<0.5	nc
PFAS - (n:2) Fluorotelomer Sulfonic Acids															
4:2 Fluorotelomer sulfonic acid (4:2 FTS)	µg/L	0.01		<0.05	<0.05	nc	<0.05	<0.01	nc	<0.05	<0.05	nc	<0.05	<0.01	nc
6:2 Fluorotelomer sulfonic acid (6:2 FTS)	µg/L	0.01		<0.05	<0.05	nc	<0.05	<0.01	nc	0.14	0.16	13	0.14	0.17	19
8:2 Fluorotelomer sulfonic acid (8:2 FTS)	µg/L	0.02		<0.05	<0.05	nc	<0.05	<0.02	nc	<0.05	<0.05	nc	<0.05	<0.02	nc
10:2 Fluorotelomer sulfonic acid (10:2 FTS)	µg/L	0.02		<0.05	<0.05	nc	<0.05	<0.02	nc	<0.05	<0.05	nc	<0.05	<0.02	nc
PFAS - Perfluoroalkyl Sulfonamides															
Perfluorooctane sulfonamide (FOSA)	µg/L	0.02		<0.02	<0.02	nc	<0.02	<0.1	nc	<0.02	<0.02	nc	<0.02	<0.1	nc
N-Methyl perfluorooctane sulfonamide (MeFOSA)	µg/L	0.05		<0.05	<0.05	nc	<0.05	<0.05	nc	<0.05	<0.05	nc	<0.05	<0.05	nc
N-Methyl perfluorooctane sulfonamidoacetic acid (MeFOSAA)	µg/L	0.02		<0.02	<0.02	nc	<0.02	<0.02	nc	<0.02	<0.02	nc	<0.02	<0.02	nc
N-methyl perfluorooctane sulfonamidoethanol (MeFOSE)	µg/L	0.05		<0.05	<0.05	nc	<0.05	<0.05	nc	<0.05	<0.05	nc	<0.05	<0.05	nc
N-Ethyl perfluorooctane sulfonamide (EtFOSA)	µg/L	0.05		<0.05	<0.05	nc	<0.05	<0.1	nc	<0.05	<0.05	nc	<0.05	<0.1	nc
N-Ethyl perfluorooctane sulfonamidoacetic acid (EtFOSAA)	µg/L	0.02		<0.02	<0.02	nc	<0.02	<0.02	nc	<0.02	<0.02	nc	<0.02	<0.02	nc
N-Ethyl perfluorooctane sulfonamidoethanol (EtFOSE)	µg/L	0.05		<0.05	<0.05	nc	<0.05	<0.5	nc	<0.05	<0.05	nc	<0.05	<0.5	nc

Notes
LOR = Limit of Reporting
nc = non calculable as concentrations in one or both samples are below the LOR
High RPDs (>30%, or >50% for results 10-20 x LOR) are highlighted in bold

Table D1 - Water Duplicate RPDs

			Lab Report Number	ES2417952	ES2417952		ES2417952	352592		ES2417922	ES2417922		ES2417922	352592	
			Field ID	0902_MW066_240520	0902_QC102_240520		0902_MW066_240520	0902_QC202_240520		0902_SW037_240522	0902_QC103_240522		0902_SW037_240522	0902_QC203_240522	
			Matrix Type	Water	Water		Water	Water		Water	Water		Water	Water	
			Date	20 May 2024	20 May 2024	RPD	20 May 2024	20 May 2024	RPD	22 May 2024	22 May 2024	RPD	22 May 2024	22 May 2024	RPD
	Unit	EQL	**RPD**												
PFAS															
Perfluorooctanoic acid (PFOA)	µg/L	0.01		0.01	0.01	0	0.01	0.01	nc	<0.01	<0.01	nc	<0.01	<0.01	nc
Perfluorooctane sulfonic acid (PFOS)	µg/L	0.01		0.23	0.19	19	0.23	0.20	14	0.20	0.21	5	0.20	0.20	0
Perfluorohexane sulfonic acid (PFHxS)	µg/L	0.01		0.37	0.24	**43**	0.37	0.32	14	0.06	0.06	0	0.06	0.06	0
Sum of PFHxS and PFOS	µg/L	0.01		0.60	0.43	**33**	0.60	0.52	14	0.26	0.27	4	0.26	0.26	0
Sum of PFAS	µg/L	0.01		0.74	0.51	**37**	0.74	0.66	11	0.26	0.27	4	0.26	0.27	4
PFAS - Perfluoroalkyl Sulfonic Acids															
Perfluorobutane sulfonic acid (PFBS)	µg/L	0.01		0.05	0.04	22	0.05	0.04	22	<0.02	<0.02	nc	<0.02	<0.01	nc
Perfluoropentane sulfonic acid (PFPeS)	µg/L	0.01		0.06	0.03	67	0.06	0.04	40	<0.02	<0.02	nc	<0.02	<0.01	nc
Perfluoroheptane sulfonic acid (PFHpS)	µg/L	0.01		<0.02	<0.02	nc	<0.02	0.02	nc	<0.02	<0.02	nc	<0.02	<0.01	nc
Perfluorodecane sulfonic acid (PFDS)	µg/L	0.02		<0.02	<0.02	nc	<0.02	<0.02	nc	<0.02	<0.02	nc	<0.02	<0.02	nc
PFAS - Perfluoroalkyl Carboxylic Acids															
Perfluorobutanoic acid (PFBA)	µg/L	0.02		<0.1	<0.1	nc	<0.1	<0.02	nc	<0.1	<0.1	nc	<0.1	<0.02	nc
Perfluoropentanoic acid (PFPeA)	µg/L	0.02		<0.02	<0.02	nc	<0.02	<0.02	nc	<0.02	<0.02	nc	<0.02	<0.02	nc
Perfluorohexanoic acid (PFHxA)	µg/L	0.01		0.02	<0.02	nc	0.02	0.03	40	<0.02	<0.02	nc	<0.02	0.02	nc
Perfluoroheptanoic acid (PFHpA)	µg/L	0.01		<0.02	<0.02	nc	<0.02	<0.01	nc	<0.02	<0.02	nc	<0.02	<0.01	nc
Perfluorononanoic acid (PFNA)	µg/L	0.01		<0.02	<0.02	nc	<0.02	<0.01	nc	<0.02	<0.02	nc	<0.02	<0.01	nc
Perfluorodecanoic acid (PFDA)	µg/L	0.02		<0.02	<0.02	nc	<0.02	<0.02	nc	<0.02	<0.02	nc	<0.02	<0.02	nc
Perfluoroundecanoic acid (PFUnDA)	µg/L	0.02		<0.02	<0.02	nc	<0.02	<0.02	nc	<0.02	<0.02	nc	<0.02	<0.02	nc
Perfluorododecanoic acid (PFDoDA)	µg/L	0.02		<0.02	<0.02	nc	<0.02	<0.05	nc	<0.02	<0.02	nc	<0.02	<0.05	nc
Perfluorotridecanoic acid (PFTrDA)	µg/L	0.02		<0.02	<0.02	nc	<0.02	<0.1	nc	<0.02	<0.02	nc	<0.02	<0.1	nc
Perfluorotetradecanoic acid (PFTeDA)	µg/L	0.05		<0.05	<0.05	nc	<0.05	<0.5	nc	<0.05	<0.05	nc	<0.05	<0.5	nc
PFAS - (n:2) Fluorotelomer Sulfonic Acids															
4:2 Fluorotelomer sulfonic acid (4:2 FTS)	µg/L	0.01		<0.05	<0.05	nc	<0.05	<0.01	nc	<0.05	<0.05	nc	<0.05	<0.01	nc
6:2 Fluorotelomer sulfonic acid (6:2 FTS)	µg/L	0.01		<0.05	<0.05	nc	<0.05	<0.01	nc	<0.05	<0.05	nc	<0.05	<0.01	nc
8:2 Fluorotelomer sulfonic acid (8:2 FTS)	µg/L	0.02		<0.05	<0.05	nc	<0.05	<0.02	nc	<0.05	<0.05	nc	<0.05	<0.02	nc
10:2 Fluorotelomer sulfonic acid (10:2 FTS)	µg/L	0.02		<0.05	<0.05	nc	<0.05	<0.02	nc	<0.05	<0.05	nc	<0.05	<0.02	nc
PFAS - Perfluoroalkyl Sulfonamides															
Perfluorooctane sulfonamide (FOSA)	µg/L	0.02		<0.02	<0.02	nc	<0.02	<0.1	nc	<0.02	<0.02	nc	<0.02	<0.1	nc
N-Methyl perfluorooctane sulfonamide (MeFOSA)	µg/L	0.05		<0.05	<0.05	nc	<0.05	<0.05	nc	<0.05	<0.05	nc	<0.05	<0.05	nc
N-Methyl perfluorooctane sulfonamidoacetic acid (MeFOSAA)	µg/L	0.02		<0.02	<0.02	nc	<0.02	<0.02	nc	<0.02	<0.02	nc	<0.02	<0.02	nc
N-methyl perfluorooctane sulfonamidoethanol (MeFOSE)	µg/L	0.05		<0.05	<0.05	nc	<0.05	<0.05	nc	<0.05	<0.05	nc	<0.05	<0.05	nc
N-Ethyl perfluorooctane sulfonamide (EtFOSA)	µg/L	0.05		<0.05	<0.05	nc	<0.05	<0.1	nc	<0.05	<0.05	nc	<0.05	<0.1	nc
N-Ethyl perfluorooctane sulfonamidoacetic acid (EtFOSAA)	µg/L	0.02		<0.02	<0.02	nc	<0.02	<0.02	nc	<0.02	<0.02	nc	<0.02	<0.02	nc
N-Ethyl perfluorooctane sulfonamidoethanol (EtFOSE)	µg/L	0.05		<0.05	<0.05	nc	<0.05	<0.5	nc	<0.05	<0.05	nc	<0.05	<0.5	nc

Notes
LOR = Limit of Reporting
nc = non calculable as concentrations in one or both samples are below the LC
High RPDs (>30%, or >50% for results 10-20 x LOR) are highlighted in bold

Table D1 - Water Duplicate RPDs

			Lab Report Number	ES2417952	ES2417952		ES2417952	352592		ES2417922	ES2417922		ES2417922	352592	
			Field ID	0902_MW106_240523	0902_QC105_240523		0902_MW106_240523	0902_QC205_240523		0902_SW001_240524	0902_QC107_240524		0902_SW001_240524	0902_QC207_240524	
			Matrix Type	Water	Water		Water	Water		Water	Water		Water	Water	
			Date	23 May 2024	23 May 2024	RPD	23 May 2024	23 May 2024	RPD	24 May 2024	24 May 2024	RPD	24 May 2024	24 May 2024	RPD
	Unit	EQL	**RPD**												
PFAS															
Perfluorooctanoic acid (PFOA)	µg/L	0.01		<0.01	<0.01	nc	<0.01	<0.01	nc	4.43	4.30	3	4.43	4.5	2
Perfluorooctane sulfonic acid (PFOS)	µg/L	0.01		0.27	0.28	4	0.27	0.35	26	18.9	29.0	**42**	18.9	27	**35**
Perfluorohexane sulfonic acid (PFHxS)	µg/L	0.01		1.07	0.73	**38**	1.07	0.98	9	16.3	18.3	12	16.3	18	10
Sum of PFHxS and PFOS	µg/L	0.01		1.34	1.01	28	1.34	1.3	3	35.2	47.3	29	35.2	45	24
Sum of PFAS	µg/L	0.01		1.58	1.21	27	1.58	1.6	1	79.2	93.2	16	79.2	90	13
PFAS - Perfluoroalkyl Sulfonic Acids															
Perfluorobutane sulfonic acid (PFBS)	µg/L	0.01		0.09	0.07	25	0.09	0.1	11	3.15	3.09	2	3.15	3.5	11
Perfluoropentane sulfonic acid (PFPeS)	µg/L	0.01		0.12	0.10	18	0.12	0.11	9	3.22	3.11	3	3.22	3.0	7
Perfluoroheptane sulfonic acid (PFHpS)	µg/L	0.01		<0.02	<0.02	nc	<0.02	0.02	nc	0.83	0.79	5	0.83	1.0	19
Perfluorodecane sulfonic acid (PFDS)	µg/L	0.02		<0.02	<0.02	nc	<0.02	<0.02	nc	0.06	0.20	108	0.06	<0.02	nc
PFAS - Perfluoroalkyl Carboxylic Acids															
Perfluorobutanoic acid (PFBA)	µg/L	0.02		<0.1	<0.1	nc	<0.1	<0.02	nc	3.8	3.3	14	3.8	3.9	3
Perfluoropentanoic acid (PFPeA)	µg/L	0.02		<0.02	<0.02	nc	<0.02	<0.02	nc	7.70	7.42	4	7.70	8.0	4
Perfluorohexanoic acid (PFHxA)	µg/L	0.01		<0.02	<0.02	nc	<0.02	0.02	nc	9.27	8.46	9	9.27	8.6	7
Perfluoroheptanoic acid (PFHpA)	µg/L	0.01		<0.02	<0.02	nc	<0.02	<0.01	nc	2.98	2.57	15	2.98	3.0	1
Perfluorononanoic acid (PFNA)	µg/L	0.01		<0.02	<0.02	nc	<0.02	<0.01	nc	2.18	2.24	3	2.18	2.6	18
Perfluorodecanoic acid (PFDA)	µg/L	0.02		<0.02	<0.02	nc	<0.02	<0.02	nc	1.54	2.22	**36**	1.54	2.0	26
Perfluoroundecanoic acid (PFUnDA)	µg/L	0.02		<0.02	<0.02	nc	<0.02	<0.02	nc	0.68	2.03	**100**	0.68	0.76	11
Perfluorododecanoic acid (PFDoDA)	µg/L	0.02		<0.02	<0.02	nc	<0.02	<0.05	nc	0.12	0.69	**141**	0.12	0.2	50
Perfluorotridecanoic acid (PFTrDA)	µg/L	0.02		<0.02	<0.02	nc	<0.02	<0.1	nc	0.02	0.09	127	0.02	<0.1	nc
Perfluorotetradecanoic acid (PFTeDA)	µg/L	0.05		<0.05	<0.05	nc	<0.05	<0.5	nc	<0.05	0.07	nc	<0.05	<0.5	nc
PFAS - (n:2) Fluorotelomer Sulfonic Acids															
4:2 Fluorotelomer sulfonic acid (4:2 FTS)	µg/L	0.01		<0.05	<0.05	nc	<0.05	<0.01	nc	<0.05	<0.05	nc	<0.05	<0.01	nc
6:2 Fluorotelomer sulfonic acid (6:2 FTS)	µg/L	0.01		<0.05	<0.05	nc	<0.05	0.02	nc	0.87	0.76	13	0.87	0.87	0
8:2 Fluorotelomer sulfonic acid (8:2 FTS)	µg/L	0.02		<0.05	<0.05	nc	<0.05	<0.02	nc	2.10	3.01	**36**	2.10	2.9	**32**
10:2 Fluorotelomer sulfonic acid (10:2 FTS)	µg/L	0.02		<0.05	<0.05	nc	<0.05	<0.02	nc	<0.05	0.08	nc	<0.05	0.02	nc
PFAS - Perfluoroalkyl Sulfonamides															
Perfluorooctane sulfonamide (FOSA)	µg/L	0.02		<0.02	<0.02	nc	<0.02	<0.1	nc	<0.02	0.06	nc	<0.02	<0.1	nc
N-Methyl perfluorooctane sulfonamide (MeFOSA)	µg/L	0.05		<0.05	<0.05	nc	<0.05	<0.05	nc	<0.05	<0.05	nc	<0.05	<0.05	nc
N-Methyl perfluorooctane sulfonamidoacetic acid (MeFOSAA)	µg/L	0.02		<0.02	<0.02	nc	<0.02	<0.02	nc	<0.02	<0.02	nc	<0.02	<0.02	nc
N-methyl perfluorooctane sulfonamidoethanol (MeFOSE)	µg/L	0.05		<0.05	<0.05	nc	<0.05	<0.05	nc	<0.05	<0.05	nc	<0.05	<0.05	nc
N-Ethyl perfluorooctane sulfonamide (EtFOSA)	µg/L	0.05		<0.05	<0.05	nc	<0.05	<0.1	nc	<0.05	<0.05	nc	<0.05	<0.1	nc
N-Ethyl perfluorooctane sulfonamidoacetic acid (EtFOSAA)	µg/L	0.02		<0.02	<0.02	nc	<0.02	<0.02	nc	<0.02	<0.02	nc	<0.02	<0.02	nc
N-Ethyl perfluorooctane sulfonamidoethanol (EtFOSE)	µg/L	0.05		<0.05	<0.05	nc	<0.05	<0.5	nc	<0.05	<0.05	nc	<0.05	<0.5	nc

Notes
LOR = Limit of Reporting
nc = non calculable as concentrations in one or both samples are below the LC
High RPDs (>30%, or >50% for results 10-20 x LOR) are highlighted in bold

Table D1 - Water Duplicate RPDs

			Lab Report Number	ES2418140	ES2418140		ES2418140	352592		ES2418140	ES2418140		ES2418140	352592	
			Field ID	0902_MW057_240524	0902_QC108_240524		0902_MW057_240524	0902_QC208_240524		0902_MW144_240528	0902_QC109_240528		0902_MW144_240528	0902_QC209_240528	
			Matrix Type	Water	Water		Water	Water		Water	Water		Water	Water	
			Date	24 May 2024	24 May 2024	RPD	24 May 2024	24 May 2024	RPD	28 May 2024	28 May 2024	RPD	28 May 2024	28 May 2024	RPD
	Unit	EQL	**RPD**												
PFAS															
Perfluorooctanoic acid (PFOA)	µg/L	0.01		0.07	0.07	0	0.07	0.06	15	<0.01	<0.01	nc	<0.01	<0.01	nc
Perfluorooctane sulfonic acid (PFOS)	µg/L	0.01		0.17	0.18	6	0.17	0.16	6	<0.01	<0.01	nc	<0.01	<0.01	nc
Perfluorohexane sulfonic acid (PFHxS)	µg/L	0.01		0.79	0.83	5	0.79	0.79	0	0.04	0.04	0	0.04	0.03	29
Sum of PFHxS and PFOS	µg/L	0.01		0.96	1.01	5	0.96	0.95	1	0.04	0.04	0	0.04	0.03	29
Sum of PFAS	µg/L	0.01		1.60	1.66	4	1.60	1.6	0	0.04	0.04	0	0.04	0.06	40
PFAS - Perfluoroalkyl Sulfonic Acids															
Perfluorobutane sulfonic acid (PFBS)	µg/L	0.01		0.11	0.11	0	0.11	0.12	9	<0.02	<0.02	nc	<0.02	0.01	nc
Perfluoropentane sulfonic acid (PFPeS)	µg/L	0.01		0.10	0.10	0	0.10	0.09	11	<0.02	<0.02	nc	<0.02	0.01	nc
Perfluoroheptane sulfonic acid (PFHpS)	µg/L	0.01		<0.02	<0.02	nc	<0.02	0.02	nc	<0.02	<0.02	nc	<0.02	<0.01	nc
Perfluorodecane sulfonic acid (PFDS)	µg/L	0.02		<0.02	<0.02	nc	<0.02	<0.02	nc	<0.02	<0.02	nc	<0.02	<0.02	nc
PFAS - Perfluoroalkyl Carboxylic Acids															
Perfluorobutanoic acid (PFBA)	µg/L	0.02		0.1	0.1	0	0.1	0.1	0	<0.1	<0.1	nc	<0.1	<0.02	nc
Perfluoropentanoic acid (PFPeA)	µg/L	0.02		0.06	0.06	0	0.06	0.07	15	<0.02	<0.02	nc	<0.02	<0.02	nc
Perfluorohexanoic acid (PFHxA)	µg/L	0.01		0.13	0.14	7	0.13	0.12	8	<0.02	<0.02	nc	<0.02	<0.01	nc
Perfluoroheptanoic acid (PFHpA)	µg/L	0.01		0.03	0.03	0	0.03	0.04	29	<0.02	<0.02	nc	<0.02	<0.01	nc
Perfluorononanoic acid (PFNA)	µg/L	0.01		<0.02	<0.02	nc	<0.02	<0.01	nc	<0.02	<0.02	nc	<0.02	<0.01	nc
Perfluorodecanoic acid (PFDA)	µg/L	0.02		<0.02	<0.02	nc	<0.02	<0.02	nc	<0.02	<0.02	nc	<0.02	<0.02	nc
Perfluoroundecanoic acid (PFUnDA)	µg/L	0.02		<0.02	<0.02	nc	<0.02	<0.02	nc	<0.02	<0.02	nc	<0.02	<0.02	nc
Perfluorododecanoic acid (PFDoDA)	µg/L	0.02		<0.02	<0.02	nc	<0.02	<0.05	nc	<0.02	<0.02	nc	<0.02	<0.05	nc
Perfluorotridecanoic acid (PFTrDA)	µg/L	0.02		<0.02	<0.02	nc	<0.02	<0.1	nc	<0.02	<0.02	nc	<0.02	<0.1	nc
Perfluorotetradecanoic acid (PFTeDA)	µg/L	0.05		<0.05	<0.05	nc	<0.05	<0.5	nc	<0.05	<0.05	nc	<0.05	<0.5	nc
PFAS - (n:2) Fluorotelomer Sulfonic Acids															
4:2 Fluorotelomer sulfonic acid (4:2 FTS)	µg/L	0.01		<0.05	<0.05	nc	<0.05	<0.01	nc	<0.05	<0.05	nc	<0.05	<0.01	nc
6:2 Fluorotelomer sulfonic acid (6:2 FTS)	µg/L	0.01		<0.05	<0.05	nc	<0.05	<0.01	nc	<0.05	<0.05	nc	<0.05	<0.01	nc
8:2 Fluorotelomer sulfonic acid (8:2 FTS)	µg/L	0.02		<0.05	<0.05	nc	<0.05	<0.02	nc	<0.05	<0.05	nc	<0.05	<0.02	nc
10:2 Fluorotelomer sulfonic acid (10:2 FTS)	µg/L	0.02		<0.05	<0.05	nc	<0.05	<0.02	nc	<0.05	<0.05	nc	<0.05	<0.02	nc
PFAS - Perfluoroalkyl Sulfonamides															
Perfluorooctane sulfonamide (FOSA)	µg/L	0.02		<0.02	<0.02	nc	<0.02	<0.1	nc	<0.02	<0.02	nc	<0.02	<0.1	nc
N-Methyl perfluorooctane sulfonamide (MeFOSA)	µg/L	0.05		<0.05	<0.05	nc	<0.05	<0.05	nc	<0.05	<0.05	nc	<0.05	<0.05	nc
N-Methyl perfluorooctane sulfonamidoacetic acid (MeFOSAA)	µg/L	0.02		<0.02	<0.02	nc	<0.02	<0.02	nc	<0.02	<0.02	nc	<0.02	<0.02	nc
N-methyl perfluorooctane sulfonamidoethanol (MeFOSE)	µg/L	0.05		<0.05	<0.05	nc	<0.05	<0.05	nc	<0.05	<0.05	nc	<0.05	<0.05	nc
N-Ethyl perfluorooctane sulfonamide (EtFOSA)	µg/L	0.05		<0.05	<0.05	nc	<0.05	<0.1	nc	<0.05	<0.05	nc	<0.05	<0.1	nc
N-Ethyl perfluorooctane sulfonamidoacetic acid (EtFOSAA)	µg/L	0.02		<0.02	<0.02	nc	<0.02	<0.02	nc	<0.02	<0.02	nc	<0.02	<0.02	nc
N-Ethyl perfluorooctane sulfonamidoethanol (EtFOSE)	µg/L	0.05		<0.05	<0.05	nc	<0.05	<0.5	nc	<0.05	<0.05	nc	<0.05	<0.5	nc

Notes
LOR = Limit of Reporting
nc = non calculable as concentrations in one or both samples are below the LC
High RPDs (>30%, or >50% for results 10-20 x LOR) are highlighted in bold

Table D1 - Water Duplicate RPDs

			Lab Report Number	ES2417922	ES2417922		ES2417922	352592		ES2419506	ES2419506		ES2419506	354010	
			Field ID	0902_SW015_240528	0902_QC111_240528		0902_SW015_240528	0902_QC211_240528		0902_MW004_240613	0902_QC112_240613		0902_MW004_240613	0902_QC212_240613	
			Matrix Type	Water	Water		Water	Water		Water	Water		Water	Water	
			Date	28 May 2024	28 May 2024	RPD	28 May 2024	28 May 2024	RPD	13 Jun 2024	13 Jun 2024	RPD	13 Jun 2024	13 Jun 2024	RPD
	Unit	EQL	**RPD**												
PFAS															
Perfluorooctanoic acid (PFOA)	µg/L	0.01		<0.01	<0.01	nc	<0.01	<0.01	nc	<0.01	<0.01	nc	<0.01	<0.01	nc
Perfluorooctane sulfonic acid (PFOS)	µg/L	0.01		0.08	0.08	0	0.08	0.099	21	<0.01	<0.01	nc	<0.01	<0.01	nc
Perfluorohexane sulfonic acid (PFHxS)	µg/L	0.01		0.18	0.18	0	0.18	0.19	5	<0.01	<0.01	nc	<0.01	<0.01	nc
Sum of PFHxS and PFOS	µg/L	0.01		0.26	0.26	0	0.26	0.29	11	<0.01	<0.01	nc	<0.01	<0.01	nc
Sum of PFAS	µg/L	0.01		0.26	0.26	0	0.26	0.34	27	<0.01	<0.01	nc	<0.01	<0.01	nc
PFAS - Perfluoroalkyl Sulfonic Acids															
Perfluorobutane sulfonic acid (PFBS)	µg/L	0.01		<0.02	<0.02	nc	<0.02	0.02	nc	<0.02	<0.02	nc	<0.02	<0.01	nc
Perfluoropentane sulfonic acid (PFPeS)	µg/L	0.01		<0.02	<0.02	nc	<0.02	0.02	nc	<0.02	<0.02	nc	<0.02	<0.01	nc
Perfluoroheptane sulfonic acid (PFHpS)	µg/L	0.01		<0.02	<0.02	nc	<0.02	<0.01	nc	<0.02	<0.02	nc	<0.02	<0.01	nc
Perfluorodecane sulfonic acid (PFDS)	µg/L	0.02		<0.02	<0.02	nc	<0.02	<0.02	nc	<0.02	<0.02	nc	<0.02	<0.02	nc
PFAS - Perfluoroalkyl Carboxylic Acids															
Perfluorobutanoic acid (PFBA)	µg/L	0.02		<0.1	<0.1	nc	<0.1	<0.02	nc	<0.1	<0.1	nc	<0.1	<0.02	nc
Perfluoropentanoic acid (PFPeA)	µg/L	0.02		<0.02	<0.02	nc	<0.02	<0.02	nc	<0.02	<0.02	nc	<0.02	<0.02	nc
Perfluorohexanoic acid (PFHxA)	µg/L	0.01		<0.02	<0.02	nc	<0.02	0.02	nc	<0.02	<0.02	nc	<0.02	<0.01	nc
Perfluoroheptanoic acid (PFHpA)	µg/L	0.01		<0.02	<0.02	nc	<0.02	<0.01	nc	<0.02	<0.02	nc	<0.02	<0.01	nc
Perfluorononanoic acid (PFNA)	µg/L	0.01		<0.02	<0.02	nc	<0.02	<0.01	nc	<0.02	<0.02	nc	<0.02	<0.01	nc
Perfluorodecanoic acid (PFDA)	µg/L	0.02		<0.02	<0.02	nc	<0.02	<0.02	nc	<0.02	<0.02	nc	<0.02	<0.02	nc
Perfluoroundecanoic acid (PFUnDA)	µg/L	0.02		<0.02	<0.02	nc	<0.02	<0.02	nc	<0.02	<0.02	nc	<0.02	<0.02	nc
Perfluorododecanoic acid (PFDoDA)	µg/L	0.02		<0.02	<0.02	nc	<0.02	<0.05	nc	<0.02	<0.02	nc	<0.02	<0.05	nc
Perfluorotridecanoic acid (PFTrDA)	µg/L	0.02		<0.02	<0.02	nc	<0.02	<0.1	nc	<0.02	<0.02	nc	<0.02	<0.1	nc
Perfluorotetradecanoic acid (PFTeDA)	µg/L	0.05		<0.05	<0.05	nc	<0.05	<0.5	nc	<0.05	<0.05	nc	<0.05	<0.5	nc
PFAS - (n:2) Fluorotelomer Sulfonic Acids															
4:2 Fluorotelomer sulfonic acid (4:2 FTS)	µg/L	0.01		<0.05	<0.05	nc	<0.05	<0.01	nc	<0.05	<0.05	nc	<0.05	<0.01	nc
6:2 Fluorotelomer sulfonic acid (6:2 FTS)	µg/L	0.01		<0.05	<0.05	nc	<0.05	<0.01	nc	<0.05	<0.05	nc	<0.05	<0.01	nc
8:2 Fluorotelomer sulfonic acid (8:2 FTS)	µg/L	0.02		<0.05	<0.05	nc	<0.05	<0.02	nc	<0.05	<0.05	nc	<0.05	<0.02	nc
10:2 Fluorotelomer sulfonic acid (10:2 FTS)	µg/L	0.02		<0.05	<0.05	nc	<0.05	<0.02	nc	<0.05	<0.05	nc	<0.05	<0.02	nc
PFAS - Perfluoroalkyl Sulfonamides															
Perfluorooctane sulfonamide (FOSA)	µg/L	0.02		<0.02	<0.02	nc	<0.02	<0.1	nc	<0.02	<0.02	nc	<0.02	<0.1	nc
N-Methyl perfluorooctane sulfonamide (MeFOSA)	µg/L	0.05		<0.05	<0.05	nc	<0.05	<0.05	nc	<0.05	<0.05	nc	<0.05	<0.05	nc
N-Methyl perfluorooctane sulfonamidoacetic acid (MeFOSAA)	µg/L	0.02		<0.02	<0.02	nc	<0.02	<0.02	nc	<0.02	<0.02	nc	<0.02	<0.02	nc
N-methyl perfluorooctane sulfonamidoethanol (MeFOSE)	µg/L	0.05		<0.05	<0.05	nc	<0.05	<0.05	nc	<0.05	<0.05	nc	<0.05	<0.05	nc
N-Ethyl perfluorooctane sulfonamide (EtFOSA)	µg/L	0.05		<0.05	<0.05	nc	<0.05	<0.1	nc	<0.05	<0.05	nc	<0.05	<0.1	nc
N-Ethyl perfluorooctane sulfonamidoacetic acid (EtFOSAA)	µg/L	0.02		<0.02	<0.02	nc	<0.02	<0.02	nc	<0.02	<0.02	nc	<0.02	<0.02	nc
N-Ethyl perfluorooctane sulfonamidoethanol (EtFOSE)	µg/L	0.05		<0.05	<0.05	nc	<0.05	<0.5	nc	<0.05	<0.05	nc	<0.05	<0.5	nc

Notes
LOR = Limit of Reporting
nc = non calculable as concentrations in one or both samples are below the LC
High RPDs (>30%, or >50% for results 10-20 x LOR) are highlighted in bold

Table D1 - Water Duplicate RPDs

			Lab Report Number	ES2419506	ES2419506		ES2419506	354010		ES2419506	ES2419506		ES2419506	354010	
			Field ID	0902_MW002_240613	0902_QC113_240613		0902_MW002_240613	0902_QC213_240613		0902_MW113_240613	0902_QC114_240613		0902_MW113_240613	0902_QC214_240613	
			Matrix Type	Water	Water		Water	Water		Water	Water		Water	Water	
			Date	13 Jun 2024	13 Jun 2024	RPD	13 Jun 2024	13 Jun 2024	RPD	13 Jun 2024	13 Jun 2024	RPD	13 Jun 2024	13 Jun 2024	RPD
	Unit	EQL	**RPD**												
PFAS															
Perfluorooctanoic acid (PFOA)	µg/L	0.01		<0.01	<0.01	nc	<0.01	<0.01	nc	<0.01	<0.01	nc	<0.01	<0.01	nc
Perfluorooctane sulfonic acid (PFOS)	µg/L	0.01		<0.01	<0.01	nc	<0.01	<0.01	nc	<0.01	<0.01	nc	<0.01	<0.01	nc
Perfluorohexane sulfonic acid (PFHxS)	µg/L	0.01		<0.01	<0.01	nc	<0.01	<0.01	nc	<0.01	<0.01	nc	<0.01	<0.01	nc
Sum of PFHxS and PFOS	µg/L	0.01		<0.01	<0.01	nc	<0.01	<0.01	nc	<0.01	<0.01	nc	<0.01	<0.01	nc
Sum of PFAS	µg/L	0.01		<0.01	<0.01	nc	<0.01	<0.01	nc	<0.01	<0.01	nc	<0.01	<0.01	nc
PFAS - Perfluoroalkyl Sulfonic Acids															
Perfluorobutane sulfonic acid (PFBS)	µg/L	0.01		<0.02	<0.02	nc	<0.02	<0.01	nc	<0.02	<0.02	nc	<0.02	<0.01	nc
Perfluoropentane sulfonic acid (PFPeS)	µg/L	0.01		<0.02	<0.02	nc	<0.02	<0.01	nc	<0.02	<0.02	nc	<0.02	<0.01	nc
Perfluoroheptane sulfonic acid (PFHpS)	µg/L	0.01		<0.02	<0.02	nc	<0.02	<0.01	nc	<0.02	<0.02	nc	<0.02	<0.01	nc
Perfluorodecane sulfonic acid (PFDS)	µg/L	0.02		<0.02	<0.02	nc	<0.02	<0.02	nc	<0.02	<0.02	nc	<0.02	<0.02	nc
PFAS - Perfluoroalkyl Carboxylic Acids															
Perfluorobutanoic acid (PFBA)	µg/L	0.02		<0.1	<0.1	nc	<0.1	<0.02	nc	<0.1	<0.1	nc	<0.1	<0.02	nc
Perfluoropentanoic acid (PFPeA)	µg/L	0.02		<0.02	<0.02	nc	<0.02	<0.02	nc	<0.02	<0.02	nc	<0.02	<0.02	nc
Perfluorohexanoic acid (PFHxA)	µg/L	0.01		<0.02	<0.02	nc	<0.02	<0.01	nc	<0.02	<0.02	nc	<0.02	<0.01	nc
Perfluoroheptanoic acid (PFHpA)	µg/L	0.01		<0.02	<0.02	nc	<0.02	<0.01	nc	<0.02	<0.02	nc	<0.02	<0.01	nc
Perfluorononanoic acid (PFNA)	µg/L	0.01		<0.02	<0.02	nc	<0.02	<0.01	nc	<0.02	<0.02	nc	<0.02	<0.01	nc
Perfluorodecanoic acid (PFDA)	µg/L	0.02		<0.02	<0.02	nc	<0.02	<0.02	nc	<0.02	<0.02	nc	<0.02	<0.02	nc
Perfluoroundecanoic acid (PFUnDA)	µg/L	0.02		<0.02	<0.02	nc	<0.02	<0.02	nc	<0.02	<0.02	nc	<0.02	<0.02	nc
Perfluorododecanoic acid (PFDoDA)	µg/L	0.02		<0.02	<0.02	nc	<0.02	<0.05	nc	<0.02	<0.02	nc	<0.02	<0.05	nc
Perfluorotridecanoic acid (PFTrDA)	µg/L	0.02		<0.02	<0.02	nc	<0.02	<0.1	nc	<0.02	<0.02	nc	<0.02	<0.1	nc
Perfluorotetradecanoic acid (PFTeDA)	µg/L	0.05		<0.05	<0.05	nc	<0.05	<0.5	nc	<0.05	<0.05	nc	<0.05	<0.5	nc
PFAS - (n:2) Fluorotelomer Sulfonic Acids															
4:2 Fluorotelomer sulfonic acid (4:2 FTS)	µg/L	0.01		<0.05	<0.05	nc	<0.05	<0.01	nc	<0.05	<0.05	nc	<0.05	<0.01	nc
6:2 Fluorotelomer sulfonic acid (6:2 FTS)	µg/L	0.01		<0.05	<0.05	nc	<0.05	<0.01	nc	<0.05	<0.05	nc	<0.05	<0.01	nc
8:2 Fluorotelomer sulfonic acid (8:2 FTS)	µg/L	0.02		<0.05	<0.05	nc	<0.05	<0.02	nc	<0.05	<0.05	nc	<0.05	<0.02	nc
10:2 Fluorotelomer sulfonic acid (10:2 FTS)	µg/L	0.02		<0.05	<0.05	nc	<0.05	<0.02	nc	<0.05	<0.05	nc	<0.05	<0.02	nc
PFAS - Perfluoroalkyl Sulfonamides															
Perfluorooctane sulfonamide (FOSA)	µg/L	0.02		<0.02	<0.02	nc	<0.02	<0.1	nc	<0.02	<0.02	nc	<0.02	<0.1	nc
N-Methyl perfluorooctane sulfonamide (MeFOSA)	µg/L	0.05		<0.05	<0.05	nc	<0.05	<0.05	nc	<0.05	<0.05	nc	<0.05	<0.05	nc
N-Methyl perfluorooctane sulfonamidoacetic acid (MeFOSAA)	µg/L	0.02		<0.02	<0.02	nc	<0.02	<0.02	nc	<0.02	<0.02	nc	<0.02	<0.02	nc
N-methyl perfluorooctane sulfonamidoethanol (MeFOSE)	µg/L	0.05		<0.05	<0.05	nc	<0.05	<0.05	nc	<0.05	<0.05	nc	<0.05	<0.05	nc
N-Ethyl perfluorooctane sulfonamide (EtFOSA)	µg/L	0.05		<0.05	<0.05	nc	<0.05	<0.1	nc	<0.05	<0.05	nc	<0.05	<0.1	nc
N-Ethyl perfluorooctane sulfonamidoacetic acid (EtFOSAA)	µg/L	0.02		<0.02	<0.02	nc	<0.02	<0.02	nc	<0.02	<0.02	nc	<0.02	<0.02	nc
N-Ethyl perfluorooctane sulfonamidoethanol (EtFOSE)	µg/L	0.05		<0.05	<0.05	nc	<0.05	<0.5	nc	<0.05	<0.05	nc	<0.05	<0.5	nc

Notes
LOR = Limit of Reporting
nc = non calculable as concentrations in one or both samples are below the LC
High RPDs (>30%, or >50% for results 10-20 x LOR) are highlighted in bold

			Lab Report Number	ES2419508	ES2419508		ES2419508	354010	
			Field ID	0902_MW058_240614	0902_QC115_240614		0902_MW058_240614	0902_QC215_240614	
			Matrix Type	Water	Water		Water	Water	
			Date	14 Jun 2024	14 Jun 2024	RPD	14 Jun 2024	14 Jun 2024	RPD
	Unit	EQL	**RPD**						
PFAS									
Perfluorooctanoic acid (PFOA)	µg/L	0.01		0.46	0.50	8	0.46	0.42	9
Perfluorooctane sulfonic acid (PFOS)	µg/L	0.01		0.35	0.35	0	0.35	0.28	22
Perfluorohexane sulfonic acid (PFHxS)	µg/L	0.01		5.50	5.41	2	5.50	5.9	7
Sum of PFHxS and PFOS	µg/L	0.01		5.85	5.76	2	5.85	6.2	6
Sum of PFAS	µg/L	0.01		15.8	16.2	2	15.8	15	5
PFAS - Perfluoroalkyl Sulfonic Acids									
Perfluorobutane sulfonic acid (PFBS)	µg/L	0.01		1.99	2.02	1	1.99	2.1	5
Perfluoropentane sulfonic acid (PFPeS)	µg/L	0.01		2.40	2.50	4	2.40	1.9	23
Perfluoroheptane sulfonic acid (PFHpS)	µg/L	0.01		0.08	0.08	0	0.08	0.06	29
Perfluorodecane sulfonic acid (PFDS)	µg/L	0.02		<0.02	<0.02	nc	<0.02	<0.02	nc
PFAS - Perfluoroalkyl Carboxylic Acids									
Perfluorobutanoic acid (PFBA)	µg/L	0.02		0.4	0.5	22	0.4	0.50	22
Perfluoropentanoic acid (PFPeA)	µg/L	0.02		0.66	0.65	2	0.66	0.60	10
Perfluorohexanoic acid (PFHxA)	µg/L	0.01		2.95	3.09	5	2.95	2.8	5
Perfluoroheptanoic acid (PFHpA)	µg/L	0.01		0.59	0.60	2	0.59	0.59	0
Perfluorononanoic acid (PFNA)	µg/L	0.01		<0.02	<0.02	nc	<0.02	<0.01	nc
Perfluorodecanoic acid (PFDA)	µg/L	0.02		<0.02	<0.02	nc	<0.02	<0.02	nc
Perfluoroundecanoic acid (PFUnDA)	µg/L	0.02		<0.02	<0.02	nc	<0.02	<0.02	nc
Perfluorododecanoic acid (PFDoDA)	µg/L	0.02		<0.02	<0.02	nc	<0.02	<0.05	nc
Perfluorotridecanoic acid (PFTrDA)	µg/L	0.02		<0.02	<0.02	nc	<0.02	<0.1	nc
Perfluorotetradecanoic acid (PFTeDA)	µg/L	0.05		<0.05	<0.05	nc	<0.05	<0.5	nc
PFAS - (n:2) Fluorotelomer Sulfonic Acids									
4:2 Fluorotelomer sulfonic acid (4:2 FTS)	µg/L	0.01		<0.05	<0.05	nc	<0.05	<0.01	nc
6:2 Fluorotelomer sulfonic acid (6:2 FTS)	µg/L	0.01		<0.05	<0.05	nc	<0.05	<0.01	nc
8:2 Fluorotelomer sulfonic acid (8:2 FTS)	µg/L	0.02		<0.05	<0.05	nc	<0.05	<0.02	nc
10:2 Fluorotelomer sulfonic acid (10:2 FTS)	µg/L	0.02		<0.05	<0.05	nc	<0.05	<0.02	nc
PFAS - Perfluoroalkyl Sulfonamides									
Perfluorooctane sulfonamide (FOSA)	µg/L	0.02		<0.02	<0.02	nc	<0.02	<0.1	nc
N-Methyl perfluorooctane sulfonamide (MeFOSA)	µg/L	0.05		<0.05	<0.05	nc	<0.05	<0.05	nc
N-Methyl perfluorooctane sulfonamidoacetic acid (MeFOSAA)	µg/L	0.02		<0.02	<0.02	nc	<0.02	<0.02	nc
N-methyl perfluorooctane sulfonamidoethanol (MeFOSE)	µg/L	0.05		<0.05	<0.05	nc	<0.05	<0.05	nc
N-Ethyl perfluorooctane sulfonamide (EtFOSA)	µg/L	0.05		<0.05	<0.05	nc	<0.05	<0.1	nc
N-Ethyl perfluorooctane sulfonamidoacetic acid (EtFOSAA)	µg/L	0.02		<0.02	<0.02	nc	<0.02	<0.02	nc
N-Ethyl perfluorooctane sulfonamidoethanol (EtFOSE)	µg/L	0.05		<0.05	<0.05	nc	<0.05	<0.5	nc

Notes

LOR = Limit of Reporting

nc = non calculable as concentrations in one or both samples are below the LC

High RPDs (>30%, or >50% for results 10-20 x LOR) are highlighted in bold

Table D2 - Soil Duplicate RPDs

			Lab Report Number	ES2417922	ES2417922		ES2417922	352592		ES2417922	ES2417922		ES2417922	352592		ES2417922	ES2417922
			Field ID	0902_SD003_240522	0902_QC104_240522		0902_SD003_240522	0902_QC204_240522		0902_SD030_240523	0902_QC106_240523		0902_SD030_240523	0902_QC206_240523		0902_SD015_240528	0902_QC110_240528
			Matrix Type	Soil	Soil		Soil	Soil		Soil	Soil		Soil	Soil		Soil	Soil
			Date	22 May 2024	22 May 2024	RPD	22 May 2024	22 May 2024	RPD	23 May 2024	23 May 2024	RPD	23 May 2024	23 May 2024	RPD	28 May 2024	28 May 2024
	Unit	EQL	**RPD**														
PFAS																	
Perfluorooctanoic acid (PFOA)	mg/kg	0.0001		0.0015	0.0022	38	0.0015	0.0034	**78**	<0.0002	<0.0002	nc	<0.0002	<0.0001	nc	<0.0002	<0.0002
Perfluorooctane sulfonic acid (PFOS)	mg/kg	0.0001		0.560	0.551	2	0.560	0.65	15	<0.0002	<0.0002	nc	<0.0002	0.0001	nc	0.0146	0.0096
Perfluorohexane sulfonic acid (PFHxS)	mg/kg	0.0001		0.0384	0.0449	16	0.0384	0.042	9	<0.0002	<0.0002	nc	<0.0002	<0.0001	nc	0.0017	0.0016
Sum of PFHxS and PFOS	mg/kg	0.0001		0.598	0.596	0	0.598	0.69	14	<0.0002	<0.0002	nc	<0.0002	0.0001	nc	0.0163	0.0112
Sum of PFAS	mg/kg	0.0001		0.679	0.667	2	0.679	0.8	16	<0.0002	<0.0002	nc	<0.0002	0.0001	nc	0.0165	0.0112
PFAS - Perfluoroalkyl Sulfonic Acids																	
Perfluorobutane sulfonic acid (PFBS)	mg/kg	0.0001		0.0017	0.0021	21	0.0017	0.0025	38	<0.0002	<0.0002	nc	<0.0002	<0.0001	nc	<0.0002	<0.0002
Perfluoropentane sulfonic acid (PFPeS)	mg/kg	0.0001		0.0030	0.0033	10	0.0030	0.0032	6	<0.0002	<0.0002	nc	<0.0002	<0.0001	nc	<0.0002	<0.0002
Perfluoroheptane sulfonic acid (PFHpS)	mg/kg	0.0001		0.0046	0.0046	0	0.0046	0.0063	**31**	<0.0002	<0.0002	nc	<0.0002	<0.0001	nc	<0.0002	<0.0002
Perfluorodecane sulfonic acid (PFDS)	mg/kg	0.0002		0.0076	0.0066	14	0.0076	0.015	**65**	<0.0002	<0.0002	nc	<0.0002	<0.0002	nc	0.0002	<0.0002
PFAS - Perfluoroalkyl Carboxylic Acids																	
Perfluorobutanoic acid (PFBA)	mg/kg	0.0002		<0.005	<0.005	nc	<0.005	0.0008	nc	<0.001	<0.001	nc	<0.001	<0.0002	nc	<0.001	<0.001
Perfluoropentanoic acid (PFPeA)	mg/kg	0.0002		0.0012	0.0018	40	0.0012	0.002	50	<0.0002	<0.0002	nc	<0.0002	<0.0002	nc	<0.0002	<0.0002
Perfluorohexanoic acid (PFHxA)	mg/kg	0.0001		0.0031	0.0032	3	0.0031	0.0050	**47**	<0.0002	<0.0002	nc	<0.0002	<0.0001	nc	<0.0002	<0.0002
Perfluoroheptanoic acid (PFHpA)	mg/kg	0.0001		<0.0010	0.0011	nc	<0.0010	0.0011	nc	<0.0002	<0.0002	nc	<0.0002	<0.0001	nc	<0.0002	<0.0002
Perfluorononanoic acid (PFNA)	mg/kg	0.0001		0.0016	0.0018	12	0.0016	0.0020	22	<0.0002	<0.0002	nc	<0.0002	<0.0001	nc	<0.0002	<0.0002
Perfluorodecanoic acid (PFDA)	mg/kg	0.0002		0.0051	0.0059	15	0.0051	0.0078	42	<0.0002	<0.0002	nc	<0.0002	<0.0005	nc	<0.0002	<0.0002
Perfluoroundecanoic acid (PFUnDA)	mg/kg	0.0002		0.0108	0.0091	17	0.0108	0.014	26	<0.0002	<0.0002	nc	<0.0002	<0.0005	nc	<0.0002	<0.0002
Perfluorododecanoic acid (PFDoDA)	mg/kg	0.0002		0.0155	0.0128	19	0.0155	0.02	25	<0.0002	<0.0002	nc	<0.0002	<0.0005	nc	<0.0002	<0.0002
Perfluorotridecanoic acid (PFTrDA)	mg/kg	0.0002		0.0035	0.0032	9	0.0035	0.0066	**61**	<0.0002	<0.0002	nc	<0.0002	<0.0005	nc	<0.0002	<0.0002
Perfluorotetradecanoic acid (PFTeDA)	mg/kg	0.0005		0.0031	0.0025	21	0.0031	<0.01	nc	<0.0005	<0.0005	nc	<0.0005	<0.005	nc	<0.0005	<0.0005
PFAS - (n:2) Fluorotelomer Sulfonic Acids																	
4:2 Fluorotelomer sulfonic acid (4:2 FTS)	mg/kg	0.0001		<0.0010	<0.0010	nc	<0.0010	<0.0002	nc	<0.0005	<0.0005	nc	<0.0005	<0.0001	nc	<0.0005	<0.0005
6:2 Fluorotelomer sulfonic acid (6:2 FTS)	mg/kg	0.0001		<0.0010	<0.0010	nc	<0.0010	0.0005	nc	<0.0005	<0.0005	nc	<0.0005	<0.0001	nc	<0.0005	<0.0005
8:2 Fluorotelomer sulfonic acid (8:2 FTS)	mg/kg	0.0002		0.0033	0.0028	16	0.0033	0.0041	22	<0.0005	<0.0005	nc	<0.0005	<0.0002	nc	<0.0005	<0.0005
10:2 Fluorotelomer sulfonic acid (10:2 FTS)	mg/kg	0.0002		<0.0010	<0.0010	nc	<0.0010	0.0009	nc	<0.0005	<0.0005	nc	<0.0005	<0.0002	nc	<0.0005	<0.0005
PFAS - Perfluoroalkyl Sulfonamides																	
Perfluorooctane sulfonamide (FOSA)	mg/kg	0.0002		0.0148	0.0079	**61**	0.0148	0.013	13	<0.0002	<0.0002	nc	<0.0002	<0.001	nc	<0.0002	<0.0002
N-Methyl perfluorooctane sulfonamide (MeFOSA)	mg/kg	0.0005		<0.0025	<0.0025	nc	<0.0025	<0.002	nc	<0.0005	<0.0005	nc	<0.0005	<0.001	nc	<0.0005	<0.0005
N-Methyl perfluorooctane sulfonamidoacetic acid (MeFOSAA)	mg/kg	0.0002		<0.0010	<0.0010	nc	<0.0010	<0.0004	nc	<0.0002	<0.0002	nc	<0.0002	<0.0002	nc	<0.0002	<0.0002
N-methyl perfluorooctane sulfonamidoethanol (MeFOSE)	mg/kg	0.0005		<0.0025	<0.0025	nc	<0.0025	<0.002	nc	<0.0005	<0.0005	nc	<0.0005	<0.001	nc	<0.0005	<0.0005
N-Ethyl perfluorooctane sulfonamide (EtFOSA)	mg/kg	0.0005		<0.0025	<0.0025	nc	<0.0025	<0.002	nc	<0.0005	<0.0005	nc	<0.0005	<0.001	nc	<0.0005	<0.0005
N-Ethyl perfluorooctane sulfonamidoacetic acid (EtFOSAA)	mg/kg	0.0002		<0.0010	<0.0010	nc	<0.0010	<0.0004	nc	<0.0002	<0.0002	nc	<0.0002	<0.0002	nc	<0.0002	<0.0002
N-Ethyl perfluorooctane sulfonamidoethanol (EtFOSE)	mg/kg	0.0005		<0.0025	<0.0025	nc	<0.0025	<0.01	nc	<0.0005	<0.0005	nc	<0.0005	<0.005	nc	<0.0005	<0.0005

Notes
LOR = Limit of Reporting
nc = non calculable as concentrations in one or both samples are below the LOR
High RPDs (>30%, or >50% for results 10-20 x LOR) are highlighted in bold

Table D2 - Soil Duplicate RPDs

			Lab Report Number		ES2417922	352592	
			Field ID		0902_SD015_240528	0902_QC210_240528	
			Matrix Type		Soil	Soil	
			Date	RPD	28 May 2024	28 May 2024	RPD
	Unit	EQL	**RPD**				
PFAS							
Perfluorooctanoic acid (PFOA)	mg/kg	0.0001		nc	<0.0002	0.0001	nc
Perfluorooctane sulfonic acid (PFOS)	mg/kg	0.0001		**41**	0.0146	0.013	12
Perfluorohexane sulfonic acid (PFHxS)	mg/kg	0.0001		6	0.0017	0.0017	0
Sum of PFHxS and PFOS	mg/kg	0.0001		**37**	0.0163	0.014	15
Sum of PFAS	mg/kg	0.0001		**38**	0.0165	0.015	10
PFAS - Perfluoroalkyl Sulfonic Acids							
Perfluorobutane sulfonic acid (PFBS)	mg/kg	0.0001		nc	<0.0002	<0.0001	nc
Perfluoropentane sulfonic acid (PFPeS)	mg/kg	0.0001		nc	<0.0002	0.0001	nc
Perfluoroheptane sulfonic acid (PFHpS)	mg/kg	0.0001		nc	<0.0002	0.0002	nc
Perfluorodecane sulfonic acid (PFDS)	mg/kg	0.0002		nc	0.0002	<0.0002	nc
PFAS - Perfluoroalkyl Carboxylic Acids							
Perfluorobutanoic acid (PFBA)	mg/kg	0.0002		nc	<0.001	<0.0002	nc
Perfluoropentanoic acid (PFPeA)	mg/kg	0.0002		nc	<0.0002	<0.0002	nc
Perfluorohexanoic acid (PFHxA)	mg/kg	0.0001		nc	<0.0002	0.0002	nc
Perfluoroheptanoic acid (PFHpA)	mg/kg	0.0001		nc	<0.0002	<0.0001	nc
Perfluorononanoic acid (PFNA)	mg/kg	0.0001		nc	<0.0002	<0.0001	nc
Perfluorodecanoic acid (PFDA)	mg/kg	0.0002		nc	<0.0002	<0.0005	nc
Perfluoroundecanoic acid (PFUnDA)	mg/kg	0.0002		nc	<0.0002	<0.0005	nc
Perfluorododecanoic acid (PFDoDA)	mg/kg	0.0002		nc	<0.0002	<0.0005	nc
Perfluorotridecanoic acid (PFTrDA)	mg/kg	0.0002		nc	<0.0002	<0.0005	nc
Perfluorotetradecanoic acid (PFTeDA)	mg/kg	0.0005		nc	<0.0005	<0.005	nc
PFAS - (n:2) Fluorotelomer Sulfonic Acids							
4:2 Fluorotelomer sulfonic acid (4:2 FTS)	mg/kg	0.0001		nc	<0.0005	<0.0001	nc
6:2 Fluorotelomer sulfonic acid (6:2 FTS)	mg/kg	0.0001		nc	<0.0005	<0.0001	nc
8:2 Fluorotelomer sulfonic acid (8:2 FTS)	mg/kg	0.0002		nc	<0.0005	<0.0002	nc
10:2 Fluorotelomer sulfonic acid (10:2 FTS)	mg/kg	0.0002		nc	<0.0005	<0.0002	nc
PFAS - Perfluoroalkyl Sulfonamides							
Perfluorooctane sulfonamide (FOSA)	mg/kg	0.0002		nc	<0.0002	<0.001	nc
N-Methyl perfluorooctane sulfonamide (MeFOSA)	mg/kg	0.0005		nc	<0.0005	<0.001	nc
N-Methyl perfluorooctane sulfonamidoacetic acid (MeFOSAA)	mg/kg	0.0002		nc	<0.0002	<0.0002	nc
N-methyl perfluorooctane sulfonamidoethanol (MeFOSE)	mg/kg	0.0005		nc	<0.0005	<0.001	nc
N-Ethyl perfluorooctane sulfonamide (EtFOSA)	mg/kg	0.0005		nc	<0.0005	<0.001	nc
N-Ethyl perfluorooctane sulfonamidoacetic acid (EtFOSAA)	mg/kg	0.0002		nc	<0.0002	<0.0002	nc
N-Ethyl perfluorooctane sulfonamidoethanol (EtFOSE)	mg/kg	0.0005		nc	<0.0005	<0.005	nc

Notes
LOR = Limit of Reporting
nc = non calculable as concentrations in one or both samples are below the LOF
High RPDs (>30%, or >50% for results 10-20 x LOR) are highlighted in bold

Table D3 - Rinsate Blank Results

		Lab Report Number	ES2417952	ES2417952	ES2417952	ES2417952	ES2417952	ES2418140	ES2418140	ES2419506	ES2419506
			0902_QC300_240520	0902_QC301_240521	0902_QC302_240522	0902_QC303_240523	0902_QC304_240524	0902_QC305_240527	0902_QC306_240528	0902_QC307_240613	0902_QC308_240614
		Matrix Type	Water	Water	Water	Water	Water	Water	Water	Water	Water
		Date	20 May 2024	21 May 2024	22 May 2024	23 May 2024	24 May 2024	27 May 2024	28 May 2024	13 Jun 2024	14 Jun 2024
	Unit	LOR									
PFAS											
Perfluorooctanoic acid (PFOA)	µg/L	0.01	<0.01	<0.01	<0.01	<0.01	<0.01	<0.01	<0.01	<0.01	<0.01
Perfluorooctane sulfonic acid (PFOS)	µg/L	0.01	<0.01	<0.01	<0.01	<0.01	<0.01	<0.01	<0.01	<0.01	<0.01
Perfluorohexane sulfonic acid (PFHxS)	µg/L	0.01	<0.01	<0.01	<0.01	<0.01	<0.01	<0.01	<0.01	<0.01	<0.01
Sum of PFHxS and PFOS	µg/L	0.01	<0.01	<0.01	<0.01	<0.01	<0.01	<0.01	<0.01	<0.01	<0.01
Sum of PFAS	µg/L	0.01	<0.01	<0.01	<0.01	<0.01	<0.01	<0.01	<0.01	<0.01	<0.01
PFAS - Perfluoroalkyl Sulfonic Acids											
Perfluorobutane sulfonic acid (PFBS)	µg/L	0.02	<0.02	<0.02	<0.02	<0.02	<0.02	<0.02	<0.02	<0.02	<0.02
Perfluoropentane sulfonic acid (PFPeS)	µg/L	0.02	<0.02	<0.02	<0.02	<0.02	<0.02	<0.02	<0.02	<0.02	<0.02
Perfluoroheptane sulfonic acid (PFHpS)	µg/L	0.02	<0.02	<0.02	<0.02	<0.02	<0.02	<0.02	<0.02	<0.02	<0.02
Perfluorodecane sulfonic acid (PFDS)	µg/L	0.02	<0.02	<0.02	<0.02	<0.02	<0.02	<0.02	<0.02	<0.02	<0.02
PFAS - Perfluoroalkyl Carboxylic Acids											
Perfluorobutanoic acid (PFBA)	µg/L	0.1	<0.1	<0.1	<0.1	<0.1	<0.1	<0.1	<0.1	<0.1	<0.1
Perfluoropentanoic acid (PFPeA)	µg/L	0.02	<0.02	<0.02	<0.02	<0.02	<0.02	<0.02	<0.02	<0.02	<0.02
Perfluorohexanoic acid (PFHxA)	µg/L	0.02	<0.02	<0.02	<0.02	<0.02	<0.02	<0.02	<0.02	<0.02	<0.02
Perfluoroheptanoic acid (PFHpA)	µg/L	0.02	<0.02	<0.02	<0.02	<0.02	<0.02	<0.02	<0.02	<0.02	<0.02
Perfluorononanoic acid (PFNA)	µg/L	0.02	<0.02	<0.02	<0.02	<0.02	<0.02	<0.02	<0.02	<0.02	<0.02
Perfluorodecanoic acid (PFDA)	µg/L	0.02	<0.02	<0.02	<0.02	<0.02	<0.02	<0.02	<0.02	<0.02	<0.02
Perfluoroundecanoic acid (PFUnDA)	µg/L	0.02	<0.02	<0.02	<0.02	<0.02	<0.02	<0.02	<0.02	<0.02	<0.02
Perfluorododecanoic acid (PFDoDA)	µg/L	0.02	<0.02	<0.02	<0.02	<0.02	<0.02	<0.02	<0.02	<0.02	<0.02
Perfluorotridecanoic acid (PFTrDA)	µg/L	0.02	<0.02	<0.02	<0.02	<0.02	<0.02	<0.02	<0.02	<0.02	<0.02
Perfluorotetradecanoic acid (PFTeDA)	µg/L	0.05	<0.05	<0.05	<0.05	<0.05	<0.05	<0.05	<0.05	<0.05	<0.05
PFAS - (n:2) Fluorotelomer Sulfonic Acids											
4:2 Fluorotelomer sulfonic acid (4:2 FTS)	µg/L	0.05	<0.05	<0.05	<0.05	<0.05	<0.05	<0.05	<0.05	<0.05	<0.05
6:2 Fluorotelomer sulfonic acid (6:2 FTS)	µg/L	0.05	<0.05	<0.05	<0.05	<0.05	<0.05	<0.05	<0.05	<0.05	<0.05
8:2 Fluorotelomer sulfonic acid (8:2 FTS)	µg/L	0.05	<0.05	<0.05	<0.05	<0.05	<0.05	<0.05	<0.05	<0.05	<0.05
10:2 Fluorotelomer sulfonic acid (10:2 FTS)	µg/L	0.05	<0.05	<0.05	<0.05	<0.05	<0.05	<0.05	<0.05	<0.05	<0.05
PFAS - Perfluoroalkyl Sulfonamides											
Perfluorooctane sulfonamide (FOSA)	µg/L	0.02	<0.02	<0.02	<0.02	<0.02	<0.02	<0.02	<0.02	<0.02	<0.02
N-Methyl perfluorooctane sulfonamide (MeFOSA)	µg/L	0.05	<0.05	<0.05	<0.05	<0.05	<0.05	<0.05	<0.05	<0.05	<0.05
N-Methyl perfluorooctane sulfonamidoacetic acid (MeFOSAA)	µg/L	0.02	<0.02	<0.02	<0.02	<0.02	<0.02	<0.02	<0.02	<0.02	<0.02
N-methyl perfluorooctane sulfonamidoethanol (MeFOSE)	µg/L	0.05	<0.05	<0.05	<0.05	<0.05	<0.05	<0.05	<0.05	<0.05	<0.05
N-Ethyl perfluorooctane sulfonamide (EtFOSA)	µg/L	0.05	<0.05	<0.05	<0.05	<0.05	<0.05	<0.05	<0.05	<0.05	<0.05
N-Ethyl perfluorooctane sulfonamidoacetic acid (EtFOSAA)	µg/L	0.02	<0.02	<0.02	<0.02	<0.02	<0.02	<0.02	<0.02	<0.02	<0.02
N-Ethyl perfluorooctane sulfonamidoethanol (EtFOSE)	µg/L	0.05	<0.05	<0.05	<0.05	<0.05	<0.05	<0.05	<0.05	<0.05	<0.05

Notes
LOR = Limit of Reporting

Appendix E

Laboratory Certificates

CERTIFICATE OF ANALYSIS

Work Order	: **ES2417922**	Page	: 1 of 17
Amendment	: **2**		
Client	: **AECOM AUSTRALIA PTY LTD**	Laboratory	: Environmental Division Sydney
Contact	: [redacted]	Contact	: [redacted]
Address	: LEVEL 21 420 GEORGE STREET SYDNEY NSW, AUSTRALIA 2000	Address	: 277-289 Woodpark Road Smithfield NSW Australia 2164
Telephone	: ----	Telephone	: [redacted]
Project	: NSW_0902_PFASOMP_24	Date Samples Received	: 31-May-2024 18:40
Order number	: 60612562_5.1	Date Analysis Commenced	: 04-Jun-2024
C-O-C number	: 67884	Issue Date	: 18-Jul-2024 12:21
Sampler	: [redacted]		
Site	: 0902 - SW/SD		
Quote number	: SY/139/19 v4 60612562_5.1		
No. of samples received	: 31		
No. of samples analysed	: 31		

Accreditation No. 825
Accredited for compliance with
ISO/IEC 17025 - Testing

This report supersedes any previous report(s) with this reference. Results apply to the sample(s) as submitted, unless the sampling was conducted by ALS. This document shall not be reproduced, except in full.

This Certificate of Analysis contains the following information:

- General Comments
- Analytical Results
- Surrogate Control Limits

Additional information pertinent to this report will be found in the following separate attachments: Quality Control Report, QA/QC Compliance Assessment to assist with Quality Review and Sample Receipt Notification.

Signatories

This document has been electronically signed by the authorized signatories below. Electronic signing is carried out in compliance with procedures specified in 21 CFR Part 11.

Signatories	*Position*	*Accreditation Category*
[redacted]	Organic Chemist	Sydney Organics, Smithfield, NSW
[redacted]	Inorganic Chemist	Sydney Inorganics, Smithfield, NSW
[redacted]	LCMS Coordinator	Sydney Organics, Smithfield, NSW

General Comments

The analytical procedures used by ALS have been developed from established internationally recognised procedures such as those published by the USEPA, APHA, AS and NEPM. In house developed procedures are fully validated and are often at the client request.

Where moisture determination has been performed, results are reported on a dry weight basis.

Where a reported less than (<) result is higher than the LOR, this may be due to primary sample extract/digestate dilution and/or insufficient sample for analysis.

Where the LOR of a reported result differs from standard LOR, this may be due to high moisture content, insufficient sample (reduced weight employed) or matrix interference.

When sampling time information is not provided by the client, sampling dates are shown without a time component. In these instances, the time component has been assumed by the laboratory for processing purposes.

Where a result is required to meet compliance limits the associated uncertainty must be considered. Refer to the ALS Contract for details.

Key : CAS Number = CAS registry number from database maintained by Chemical Abstracts Services. The Chemical Abstracts Service is a division of the American Chemical Society.
LOR = Limit of reporting
^ = This result is computed from individual analyte detections at or above the level of reporting
ø = ALS is not NATA accredited for these tests.
~ = Indicates an estimated value.

- EP231X - Per- and Polyfluoroalkyl Substances (PFAS): Samples received in 20mL or 125mL bottles have been tested in accordance with the QSM5.4 compliant, NATA accredited method. 60mL or 250mL bottles have been tested to the legacy QSM 5.1 aligned, NATA accredited method.
- EP231X: Surrogates diluted out of analytical range, therefore % recoveries could not be determined.
- Amendment (18/07/2024): This report has been amended as a result of a request to change sample identification numbers (IDs) received from Jessica Roy on 18/07/2024, for samples ES2417922-010, 021 and 031. All analysis results are as per the previous report.
- Amendment (18/07/2024): This report has been amended to alter the sampling date and times. All analysis results are as per the previous report.
- EP231X: Particular samples required dilution due to the presence of high level contaminants. LOR values have been adjusted accordingly.
- EP231: Stable isotope enriched internal standards are added to samples prior to extraction. Target compounds have a direct analogous internal standard with the exception of PFPeS, PFHpA, PFDS, PFTrDA and 10:2 FTS. These compounds use an internal standard that is chemically related and has a retention time close to that of the target compound. The DQO for internal standard response is 50-150% of that established at initial calibration or as per tables in USEPA 1633 where listed. PFOS is quantified using a certified, traceable standard consisting of linear and branched PFOS isomers. These practices are in line with recommendations in the National Environmental Management Plan for PFAS and also conform to QSM 5.4 (US DoD) requirements.
- EP231: Stable isotope enriched internal standards are added to samples prior to extraction. Target compounds have a direct analogous internal standard with the exception of PFPeS, PFHpA, PFDS, PFTrDA and 10:2 FTS. These compounds use an internal standard that is chemically related and has a retention time close to that of the target compound. The DQO for internal standard response is 50-150% of that established at initial calibration or as per USEPA 1633 limits where LISTED. PFOS is quantified using a certified, traceable standard consisting of linear and branched PFOS isomers. These practices are in line with recommendations in the National Environmental Management Plan for PFAS and also conform to QSM 5.4 (US DoD) requirements.

Analytical Results

Sub-Matrix: SEDIMENT (Matrix: SOIL)			Sample ID	0902_SD001_240524	0902_SD002_240522	0902_SD003_240522	0902_SD015_240528	0902_SD016_240528
			Sampling date / time	24-May-2024 09:03	22-May-2024 10:26	22-May-2024 10:12	28-May-2024 12:15	28-May-2024 10:50
Compound	CAS Number	LOR	Unit	ES2417922-001	ES2417922-002	ES2417922-003	ES2417922-004	ES2417922-005
				Result	Result	Result	Result	Result
EA055: Moisture Content (Dried @ 105-110°C)								
Moisture Content	----	0.1	%	**71.3**	**57.9**	**60.3**	**38.1**	**37.5**
EP231A: Perfluoroalkyl Sulfonic Acids								
Perfluorobutane sulfonic acid (PFBS)	375-73-5	0.0002	mg/kg	**0.0080**	**0.0019**	**0.0017**	<0.0002	<0.0002
Perfluoropentane sulfonic acid (PFPeS)	2706-91-4	0.0002	mg/kg	**0.0100**	**0.0020**	**0.0030**	<0.0002	<0.0002
Perfluorohexane sulfonic acid (PFHxS)	355-46-4	0.0002	mg/kg	**0.0966**	**0.0261**	**0.0384**	**0.0017**	**0.0003**
Perfluoroheptane sulfonic acid (PFHpS)	375-92-8	0.0002	mg/kg	**0.0209**	**0.0032**	**0.0046**	<0.0002	<0.0002
Perfluorooctane sulfonic acid (PFOS)	1763-23-1	0.0002	mg/kg	**5.43**	**0.554**	**0.560**	**0.0146**	**0.0046**
Perfluorodecane sulfonic acid (PFDS)	335-77-3	0.0002	mg/kg	**0.304**	**0.0262**	**0.0076**	**0.0002**	<0.0002
EP231B: Perfluoroalkyl Carboxylic Acids								
Perfluorobutanoic acid (PFBA)	375-22-4	0.001	mg/kg	**0.010**	<0.005	<0.005	<0.001	<0.001
Perfluoropentanoic acid (PFPeA)	2706-90-3	0.0002	mg/kg	**0.0172**	**0.0013**	**0.0012**	<0.0002	<0.0002
Perfluorohexanoic acid (PFHxA)	307-24-4	0.0002	mg/kg	**0.0245**	**0.0017**	**0.0031**	<0.0002	<0.0002
Perfluoroheptanoic acid (PFHpA)	375-85-9	0.0002	mg/kg	**0.0197**	<0.0010	<0.0010	<0.0002	<0.0002
Perfluorooctanoic acid (PFOA)	335-67-1	0.0002	mg/kg	**0.0540**	**0.0014**	**0.0015**	<0.0002	<0.0002
Perfluorononanoic acid (PFNA)	375-95-1	0.0002	mg/kg	**0.266**	**0.0013**	**0.0016**	<0.0002	<0.0002
Perfluorodecanoic acid (PFDA)	335-76-2	0.0002	mg/kg	**1.27**	**0.0055**	**0.0051**	<0.0002	<0.0002
Perfluoroundecanoic acid (PFUnDA)	2058-94-8	0.0002	mg/kg	**4.83**	**0.0058**	**0.0108**	<0.0002	<0.0002
Perfluorododecanoic acid (PFDoDA)	307-55-1	0.0002	mg/kg	**6.48**	**0.0089**	**0.0155**	<0.0002	<0.0002
Perfluorotridecanoic acid (PFTrDA)	72629-94-8	0.0002	mg/kg	**1.47**	**0.0045**	**0.0035**	<0.0002	<0.0002
Perfluorotetradecanoic acid (PFTeDA)	376-06-7	0.0005	mg/kg	**0.966**	**0.0035**	**0.0031**	<0.0005	<0.0005
EP231C: Perfluoroalkyl Sulfonamides								
Perfluorooctane sulfonamide (FOSA)	754-91-6	0.0002	mg/kg	**0.114**	**0.139**	**0.0148**	<0.0002	<0.0002

Analytical Results

Sub-Matrix: SEDIMENT (Matrix: SOIL)			Sample ID	0902_SD001_240524	0902_SD002_240522	0902_SD003_240522	0902_SD015_240528	0902_SD016_240528
			Sampling date / time	24-May-2024 09:03	22-May-2024 10:26	22-May-2024 10:12	28-May-2024 12:15	28-May-2024 10:50
Compound	CAS Number	LOR	Unit	ES2417922-001	ES2417922-002	ES2417922-003	ES2417922-004	ES2417922-005
				Result	Result	Result	Result	Result
EP231C: Perfluoroalkyl Sulfonamides - Continued								
N-Methyl perfluorooctane sulfonamide (MeFOSA)	31506-32-8	0.0005	mg/kg	<0.0025	<0.0025	<0.0025	<0.0005	<0.0005
N-Ethyl perfluorooctane sulfonamide (EtFOSA)	4151-50-2	0.0005	mg/kg	<0.0025	<0.0025	<0.0025	<0.0005	<0.0005
N-Methyl perfluorooctane sulfonamidoethanol (MeFOSE)	24448-09-7	0.0005	mg/kg	<0.0025	<0.0025	<0.0025	<0.0005	<0.0005
N-Ethyl perfluorooctane sulfonamidoethanol (EtFOSE)	1691-99-2	0.0005	mg/kg	<0.0025	<0.0025	<0.0025	<0.0005	<0.0005
N-Methyl perfluorooctane sulfonamidoacetic acid (MeFOSAA)	2355-31-9	0.0002	mg/kg	<0.0010	<0.0010	<0.0010	<0.0002	<0.0002
N-Ethyl perfluorooctane sulfonamidoacetic acid (EtFOSAA)	2991-50-6	0.0002	mg/kg	<0.0010	<0.0010	<0.0010	<0.0002	<0.0002
EP231D: (n:2) Fluorotelomer Sulfonic Acids								
4:2 Fluorotelomer sulfonic acid (4:2 FTS)	757124-72-4	0.0005	mg/kg	<0.0010	<0.0010	<0.0010	<0.0005	<0.0005
6:2 Fluorotelomer sulfonic acid (6:2 FTS)	27619-97-2	0.0005	mg/kg	**0.0288**	<0.0010	<0.0010	<0.0005	<0.0005
8:2 Fluorotelomer sulfonic acid (8:2 FTS)	39108-34-4	0.0005	mg/kg	**2.20**	**0.0039**	**0.0033**	<0.0005	<0.0005
10:2 Fluorotelomer sulfonic acid (10:2 FTS)	120226-60-0	0.0005	mg/kg	**0.358**	**0.0021**	<0.0010	<0.0005	<0.0005
EP231P: PFAS Sums								
Sum of PFAS	----	0.0002	mg/kg	**24.0**	**0.792**	**0.679**	**0.0165**	**0.0049**
Sum of PFHxS and PFOS	355-46-4/1763-23-1	0.0002	mg/kg	**5.53**	**0.580**	**0.598**	**0.0163**	**0.0049**
Sum of PFAS (WA DER List)	----	0.0002	mg/kg	**7.89**	**0.590**	**0.609**	**0.0163**	**0.0049**
EP231S: PFAS Surrogate								
13C4-PFOS	----	0.0002	%	**Not Determined**	**68.5**	**70.0**	**106**	**110**
13C8-PFOA	----	0.0002	%	**Not Determined**	**62.0**	**60.5**	**102**	**95.5**

Analytical Results

Sub-Matrix: SEDIMENT (Matrix: SOIL)			Sample ID	0902_SD018_240528	0902_SD019_240528	0902_SD020_240523	0902_SD022_240523	0902_SD023_240528
			Sampling date / time	28-May-2024 13:30	28-May-2024 14:05	23-May-2024 15:29	23-May-2024 13:20	28-May-2024 13:06
Compound	CAS Number	LOR	Unit	ES2417922-006	ES2417922-007	ES2417922-008	ES2417922-009	ES2417922-010
				Result	Result	Result	Result	Result
EA055: Moisture Content (Dried @ 105-110°C)								
Moisture Content	----	0.1	%	**24.0**	**28.1**	**29.1**	**37.4**	**31.3**
EP231A: Perfluoroalkyl Sulfonic Acids								
Perfluorobutane sulfonic acid (PFBS)	375-73-5	0.0002	mg/kg	<0.0002	<0.0002	<0.0002	<0.0002	<0.0002
Perfluoropentane sulfonic acid (PFPeS)	2706-91-4	0.0002	mg/kg	<0.0002	<0.0002	<0.0002	<0.0002	<0.0002
Perfluorohexane sulfonic acid (PFHxS)	355-46-4	0.0002	mg/kg	**0.0002**	<0.0002	<0.0002	**0.0018**	**0.0006**
Perfluoroheptane sulfonic acid (PFHpS)	375-92-8	0.0002	mg/kg	<0.0002	<0.0002	<0.0002	<0.0002	<0.0002
Perfluorooctane sulfonic acid (PFOS)	1763-23-1	0.0002	mg/kg	**0.0010**	**0.0017**	**0.0017**	**0.0121**	**0.0008**
Perfluorodecane sulfonic acid (PFDS)	335-77-3	0.0002	mg/kg	<0.0002	<0.0002	<0.0002	**0.0079**	<0.0002
EP231B: Perfluoroalkyl Carboxylic Acids								
Perfluorobutanoic acid (PFBA)	375-22-4	0.001	mg/kg	<0.001	<0.001	<0.001	<0.001	<0.001
Perfluoropentanoic acid (PFPeA)	2706-90-3	0.0002	mg/kg	<0.0002	<0.0002	<0.0002	**0.0002**	<0.0002
Perfluorohexanoic acid (PFHxA)	307-24-4	0.0002	mg/kg	<0.0002	<0.0002	<0.0002	**0.0004**	<0.0002
Perfluoroheptanoic acid (PFHpA)	375-85-9	0.0002	mg/kg	<0.0002	<0.0002	<0.0002	<0.0002	<0.0002
Perfluorooctanoic acid (PFOA)	335-67-1	0.0002	mg/kg	<0.0002	<0.0002	<0.0002	**0.0003**	<0.0002
Perfluorononanoic acid (PFNA)	375-95-1	0.0002	mg/kg	<0.0002	<0.0002	<0.0002	<0.0002	<0.0002
Perfluorodecanoic acid (PFDA)	335-76-2	0.0002	mg/kg	<0.0002	<0.0002	<0.0002	**0.0007**	<0.0002
Perfluoroundecanoic acid (PFUnDA)	2058-94-8	0.0002	mg/kg	<0.0002	<0.0002	<0.0002	**0.0004**	<0.0002
Perfluorododecanoic acid (PFDoDA)	307-55-1	0.0002	mg/kg	<0.0002	<0.0002	<0.0002	**0.0010**	<0.0002
Perfluorotridecanoic acid (PFTrDA)	72629-94-8	0.0002	mg/kg	<0.0002	<0.0002	<0.0002	**0.0003**	<0.0002
Perfluorotetradecanoic acid (PFTeDA)	376-06-7	0.0005	mg/kg	<0.0005	<0.0005	<0.0005	<0.0005	<0.0005
EP231C: Perfluoroalkyl Sulfonamides								
Perfluorooctane sulfonamide (FOSA)	754-91-6	0.0002	mg/kg	<0.0002	<0.0002	<0.0002	<0.0002	<0.0002

Analytical Results

Sub-Matrix: SEDIMENT (Matrix: SOIL)			Sample ID	0902_SD018_240528	0902_SD019_240528	0902_SD020_240523	0902_SD022_240523	0902_SD023_240528
			Sampling date / time	28-May-2024 13:30	28-May-2024 14:05	23-May-2024 15:29	23-May-2024 13:20	28-May-2024 13:06
Compound	CAS Number	LOR	Unit	ES2417922-006	ES2417922-007	ES2417922-008	ES2417922-009	ES2417922-010
				Result	Result	Result	Result	Result
EP231C: Perfluoroalkyl Sulfonamides - Continued								
N-Methyl perfluorooctane sulfonamide (MeFOSA)	31506-32-8	0.0005	mg/kg	<0.0005	<0.0005	<0.0005	<0.0005	<0.0005
N-Ethyl perfluorooctane sulfonamide (EtFOSA)	4151-50-2	0.0005	mg/kg	<0.0005	<0.0005	<0.0005	<0.0005	<0.0005
N-Methyl perfluorooctane sulfonamidoethanol (MeFOSE)	24448-09-7	0.0005	mg/kg	<0.0005	<0.0005	<0.0005	<0.0005	<0.0005
N-Ethyl perfluorooctane sulfonamidoethanol (EtFOSE)	1691-99-2	0.0005	mg/kg	<0.0005	<0.0005	<0.0005	<0.0005	<0.0005
N-Methyl perfluorooctane sulfonamidoacetic acid (MeFOSAA)	2355-31-9	0.0002	mg/kg	<0.0002	<0.0002	<0.0002	<0.0002	<0.0002
N-Ethyl perfluorooctane sulfonamidoacetic acid (EtFOSAA)	2991-50-6	0.0002	mg/kg	<0.0002	<0.0002	<0.0002	**0.0005**	<0.0002
EP231D: (n:2) Fluorotelomer Sulfonic Acids								
4:2 Fluorotelomer sulfonic acid (4:2 FTS)	757124-72-4	0.0005	mg/kg	<0.0005	<0.0005	<0.0005	<0.0005	<0.0005
6:2 Fluorotelomer sulfonic acid (6:2 FTS)	27619-97-2	0.0005	mg/kg	<0.0005	<0.0005	<0.0005	<0.0005	<0.0005
8:2 Fluorotelomer sulfonic acid (8:2 FTS)	39108-34-4	0.0005	mg/kg	<0.0005	<0.0005	<0.0005	<0.0005	<0.0005
10:2 Fluorotelomer sulfonic acid (10:2 FTS)	120226-60-0	0.0005	mg/kg	<0.0005	<0.0005	<0.0005	<0.0005	<0.0005
EP231P: PFAS Sums								
Sum of PFAS	----	0.0002	mg/kg	**0.0012**	**0.0017**	**0.0017**	**0.0256**	**0.0014**
Sum of PFHxS and PFOS	355-46-4/1763-23-1	0.0002	mg/kg	**0.0012**	**0.0017**	**0.0017**	**0.0139**	**0.0014**
Sum of PFAS (WA DER List)	----	0.0002	mg/kg	**0.0012**	**0.0017**	**0.0017**	**0.0148**	**0.0014**
EP231S: PFAS Surrogate								
13C4-PFOS	----	0.0002	%	**96.0**	**98.4**	**90.9**	**96.6**	**104**
13C8-PFOA	----	0.0002	%	**99.6**	**101**	**98.5**	**95.7**	**101**

Analytical Results

Sub-Matrix: SEDIMENT (Matrix: SOIL)			Sample ID	0902_SD024_240523	0902_SD030_240523	0902_QC104_240522	0902_QC106_240523	0902_QC110_240528
			Sampling date / time	23-May-2024 13:49	23-May-2024 14:51	22-May-2024 10:14	23-May-2024 14:53	28-May-2024 12:15
Compound	CAS Number	LOR	Unit	ES2417922-011	ES2417922-012	ES2417922-025	ES2417922-027	ES2417922-029
				Result	Result	Result	Result	Result
EA055: Moisture Content (Dried @ 105-110°C)								
Moisture Content	----	0.1	%	**23.9**	**25.4**	**56.1**	**24.1**	**45.0**
EP231A: Perfluoroalkyl Sulfonic Acids								
Perfluorobutane sulfonic acid (PFBS)	375-73-5	0.0002	mg/kg	<0.0002	<0.0002	**0.0021**	<0.0002	<0.0002
Perfluoropentane sulfonic acid (PFPeS)	2706-91-4	0.0002	mg/kg	<0.0002	<0.0002	**0.0033**	<0.0002	<0.0002
Perfluorohexane sulfonic acid (PFHxS)	355-46-4	0.0002	mg/kg	<0.0002	<0.0002	**0.0449**	<0.0002	**0.0016**
Perfluoroheptane sulfonic acid (PFHpS)	375-92-8	0.0002	mg/kg	<0.0002	<0.0002	**0.0046**	<0.0002	<0.0002
Perfluorooctane sulfonic acid (PFOS)	1763-23-1	0.0002	mg/kg	<0.0002	<0.0002	**0.551**	<0.0002	**0.0096**
Perfluorodecane sulfonic acid (PFDS)	335-77-3	0.0002	mg/kg	<0.0002	<0.0002	**0.0066**	<0.0002	<0.0002
EP231B: Perfluoroalkyl Carboxylic Acids								
Perfluorobutanoic acid (PFBA)	375-22-4	0.001	mg/kg	<0.001	<0.001	<0.005	<0.001	<0.001
Perfluoropentanoic acid (PFPeA)	2706-90-3	0.0002	mg/kg	<0.0002	<0.0002	**0.0018**	<0.0002	<0.0002
Perfluorohexanoic acid (PFHxA)	307-24-4	0.0002	mg/kg	<0.0002	<0.0002	**0.0032**	<0.0002	<0.0002
Perfluoroheptanoic acid (PFHpA)	375-85-9	0.0002	mg/kg	<0.0002	<0.0002	**0.0011**	<0.0002	<0.0002
Perfluorooctanoic acid (PFOA)	335-67-1	0.0002	mg/kg	<0.0002	<0.0002	**0.0022**	<0.0002	<0.0002
Perfluorononanoic acid (PFNA)	375-95-1	0.0002	mg/kg	<0.0002	<0.0002	**0.0018**	<0.0002	<0.0002
Perfluorodecanoic acid (PFDA)	335-76-2	0.0002	mg/kg	<0.0002	<0.0002	**0.0059**	<0.0002	<0.0002
Perfluoroundecanoic acid (PFUnDA)	2058-94-8	0.0002	mg/kg	<0.0002	<0.0002	**0.0091**	<0.0002	<0.0002
Perfluorododecanoic acid (PFDoDA)	307-55-1	0.0002	mg/kg	<0.0002	<0.0002	**0.0128**	<0.0002	<0.0002
Perfluorotridecanoic acid (PFTrDA)	72629-94-8	0.0002	mg/kg	<0.0002	<0.0002	**0.0032**	<0.0002	<0.0002
Perfluorotetradecanoic acid (PFTeDA)	376-06-7	0.0005	mg/kg	<0.0005	<0.0005	**0.0025**	<0.0005	<0.0005
EP231C: Perfluoroalkyl Sulfonamides								
Perfluorooctane sulfonamide (FOSA)	754-91-6	0.0002	mg/kg	<0.0002	<0.0002	**0.0079**	<0.0002	<0.0002

Analytical Results

Sub-Matrix: SEDIMENT (Matrix: SOIL)			Sample ID	0902_SD024_240523	0902_SD030_240523	0902_QC104_240522	0902_QC106_240523	0902_QC110_240528
			Sampling date / time	23-May-2024 13:49	23-May-2024 14:51	22-May-2024 10:14	23-May-2024 14:53	28-May-2024 12:15
Compound	CAS Number	LOR	Unit	ES2417922-011	ES2417922-012	ES2417922-025	ES2417922-027	ES2417922-029
				Result	Result	Result	Result	Result
EP231C: Perfluoroalkyl Sulfonamides - Continued								
N-Methyl perfluorooctane sulfonamide (MeFOSA)	31506-32-8	0.0005	mg/kg	<0.0005	<0.0005	<0.0025	<0.0005	<0.0005
N-Ethyl perfluorooctane sulfonamide (EtFOSA)	4151-50-2	0.0005	mg/kg	<0.0005	<0.0005	<0.0025	<0.0005	<0.0005
N-Methyl perfluorooctane sulfonamidoethanol (MeFOSE)	24448-09-7	0.0005	mg/kg	<0.0005	<0.0005	<0.0025	<0.0005	<0.0005
N-Ethyl perfluorooctane sulfonamidoethanol (EtFOSE)	1691-99-2	0.0005	mg/kg	<0.0005	<0.0005	<0.0025	<0.0005	<0.0005
N-Methyl perfluorooctane sulfonamidoacetic acid (MeFOSAA)	2355-31-9	0.0002	mg/kg	<0.0002	<0.0002	<0.0010	<0.0002	<0.0002
N-Ethyl perfluorooctane sulfonamidoacetic acid (EtFOSAA)	2991-50-6	0.0002	mg/kg	<0.0002	<0.0002	<0.0010	<0.0002	<0.0002
EP231D: (n:2) Fluorotelomer Sulfonic Acids								
4:2 Fluorotelomer sulfonic acid (4:2 FTS)	757124-72-4	0.0005	mg/kg	<0.0005	<0.0005	<0.0010	<0.0005	<0.0005
6:2 Fluorotelomer sulfonic acid (6:2 FTS)	27619-97-2	0.0005	mg/kg	<0.0005	<0.0005	<0.0010	<0.0005	<0.0005
8:2 Fluorotelomer sulfonic acid (8:2 FTS)	39108-34-4	0.0005	mg/kg	<0.0005	<0.0005	**0.0028**	<0.0005	<0.0005
10:2 Fluorotelomer sulfonic acid (10:2 FTS)	120226-60-0	0.0005	mg/kg	<0.0005	<0.0005	<0.0010	<0.0005	<0.0005
EP231P: PFAS Sums								
Sum of PFAS	----	0.0002	mg/kg	<0.0002	<0.0002	**0.667**	<0.0002	**0.0112**
Sum of PFHxS and PFOS	355-46-4/1763-23-1	0.0002	mg/kg	<0.0002	<0.0002	**0.596**	<0.0002	**0.0112**
Sum of PFAS (WA DER List)	----	0.0002	mg/kg	<0.0002	<0.0002	**0.609**	<0.0002	**0.0112**
EP231S: PFAS Surrogate								
13C4-PFOS	----	0.0002	%	**99.6**	**103**	**62.0**	**101**	**70.7**
13C8-PFOA	----	0.0002	%	**99.0**	**98.8**	**62.0**	**98.2**	**104**

Analytical Results

Sub-Matrix: SURFACE WATER (Matrix: WATER)			Sample ID	0902_SW002_240522	0902_SW003_240522	0902_SW015_240528	0902_SW016_240528	0902_SW018_240528
			Sampling date / time	22-May-2024 10:25	22-May-2024 10:08	28-May-2024 12:20	28-May-2024 10:50	28-May-2024 13:30
Compound	CAS Number	LOR	Unit	ES2417922-013	ES2417922-014	ES2417922-015	ES2417922-016	ES2417922-017
				Result	Result	Result	Result	Result
EP231A: Perfluoroalkyl Sulfonic Acids								
Perfluorobutane sulfonic acid (PFBS)	375-73-5	0.02	µg/L	**0.91**	**1.26**	<0.02	<0.02	<0.02
Perfluoropentane sulfonic acid (PFPeS)	2706-91-4	0.02	µg/L	**1.19**	**1.47**	<0.02	<0.02	<0.02
Perfluorohexane sulfonic acid (PFHxS)	355-46-4	0.01	µg/L	**7.18**	**8.85**	**0.18**	**0.05**	**0.02**
Perfluoroheptane sulfonic acid (PFHpS)	375-92-8	0.02	µg/L	**0.50**	**0.68**	<0.02	<0.02	<0.02
Perfluorooctane sulfonic acid (PFOS)	1763-23-1	0.01	µg/L	**14.9**	**17.0**	**0.08**	**0.04**	<0.01
Perfluorodecane sulfonic acid (PFDS)	335-77-3	0.02	µg/L	<0.02	**0.02**	<0.02	<0.02	<0.02
EP231B: Perfluoroalkyl Carboxylic Acids								
Perfluorobutanoic acid (PFBA)	375-22-4	0.1	µg/L	**0.2**	**0.4**	<0.1	<0.1	<0.1
Perfluoropentanoic acid (PFPeA)	2706-90-3	0.02	µg/L	**0.40**	**0.63**	<0.02	<0.02	<0.02
Perfluorohexanoic acid (PFHxA)	307-24-4	0.02	µg/L	**1.72**	**2.56**	<0.02	<0.02	<0.02
Perfluoroheptanoic acid (PFHpA)	375-85-9	0.02	µg/L	**0.30**	**0.44**	<0.02	<0.02	<0.02
Perfluorooctanoic acid (PFOA)	335-67-1	0.01	µg/L	**0.54**	**0.80**	<0.01	<0.01	<0.01
Perfluorononanoic acid (PFNA)	375-95-1	0.02	µg/L	**0.03**	**0.11**	<0.02	<0.02	<0.02
Perfluorodecanoic acid (PFDA)	335-76-2	0.02	µg/L	<0.02	**0.08**	<0.02	<0.02	<0.02
Perfluoroundecanoic acid (PFUnDA)	2058-94-8	0.02	µg/L	<0.02	**0.02**	<0.02	<0.02	<0.02
Perfluorododecanoic acid (PFDoDA)	307-55-1	0.02	µg/L	<0.02	<0.02	<0.02	<0.02	<0.02
Perfluorotridecanoic acid (PFTrDA)	72629-94-8	0.02	µg/L	<0.02	<0.02	<0.02	<0.02	<0.02
Perfluorotetradecanoic acid (PFTeDA)	376-06-7	0.05	µg/L	<0.05	<0.05	<0.05	<0.05	<0.05
EP231C: Perfluoroalkyl Sulfonamides								
Perfluorooctane sulfonamide (FOSA)	754-91-6	0.02	µg/L	<0.02	<0.02	<0.02	<0.02	<0.02
N-Methyl perfluorooctane sulfonamide (MeFOSA)	31506-32-8	0.05	µg/L	<0.05	<0.05	<0.05	<0.05	<0.05

Analytical Results

Sub-Matrix: SURFACE WATER (Matrix: WATER)			Sample ID	0902_SW002_240522	0902_SW003_240522	0902_SW015_240528	0902_SW016_240528	0902_SW018_240528
			Sampling date / time	22-May-2024 10:25	22-May-2024 10:08	28-May-2024 12:20	28-May-2024 10:50	28-May-2024 13:30
Compound	CAS Number	LOR	Unit	ES2417922-013	ES2417922-014	ES2417922-015	ES2417922-016	ES2417922-017
				Result	Result	Result	Result	Result
EP231C: Perfluoroalkyl Sulfonamides - Continued								
N-Ethyl perfluorooctane sulfonamide (EtFOSA)	4151-50-2	0.05	µg/L	<0.05	<0.05	<0.05	<0.05	<0.05
N-Methyl perfluorooctane sulfonamidoethanol (MeFOSE)	24448-09-7	0.05	µg/L	<0.05	<0.05	<0.05	<0.05	<0.05
N-Ethyl perfluorooctane sulfonamidoethanol (EtFOSE)	1691-99-2	0.05	µg/L	<0.05	<0.05	<0.05	<0.05	<0.05
N-Methyl perfluorooctane sulfonamidoacetic acid (MeFOSAA)	2355-31-9	0.02	µg/L	<0.02	<0.02	<0.02	<0.02	<0.02
N-Ethyl perfluorooctane sulfonamidoacetic acid (EtFOSAA)	2991-50-6	0.02	µg/L	<0.02	<0.02	<0.02	<0.02	<0.02
EP231D: (n:2) Fluorotelomer Sulfonic Acids								
4:2 Fluorotelomer sulfonic acid (4:2 FTS)	757124-72-4	0.05	µg/L	<0.05	<0.05	<0.05	<0.05	<0.05
6:2 Fluorotelomer sulfonic acid (6:2 FTS)	27619-97-2	0.05	µg/L	<0.05	<0.05	<0.05	<0.05	<0.05
8:2 Fluorotelomer sulfonic acid (8:2 FTS)	39108-34-4	0.05	µg/L	<0.05	<0.05	<0.05	<0.05	<0.05
10:2 Fluorotelomer sulfonic acid (10:2 FTS)	120226-60-0	0.05	µg/L	<0.05	<0.05	<0.05	<0.05	<0.05
EP231P: PFAS Sums								
Sum of PFAS	----	0.01	µg/L	**28.3**	**34.9**	**0.26**	**0.09**	**0.02**
Sum of PFHxS and PFOS	355-46-4/1763-23-1	0.01	µg/L	**22.1**	**25.8**	**0.26**	**0.09**	**0.02**
Sum of PFAS (WA DER List)	----	0.01	µg/L	**26.2**	**31.9**	**0.26**	**0.09**	**0.02**
EP231S: PFAS Surrogate								
13C4-PFOS	----	0.02	%	**99.5**	**100**	**97.9**	**101**	**97.0**
13C8-PFOA	----	0.02	%	**102**	**104**	**102**	**103**	**106**

Analytical Results

Sub-Matrix: SURFACE WATER (Matrix: WATER)			Sample ID	0902_SW019_240528	0902_SW020_240523	0902_SW022_240523	0902_SW023_240528	0902_SW024_240523
			Sampling date / time	28-May-2024 14:05	23-May-2024 15:29	23-May-2024 13:21	28-May-2024 13:06	23-May-2024 13:40
Compound	CAS Number	LOR	Unit	ES2417922-018	ES2417922-019	ES2417922-020	ES2417922-021	ES2417922-022
				Result	Result	Result	Result	Result
EP231A: Perfluoroalkyl Sulfonic Acids								
Perfluorobutane sulfonic acid (PFBS)	375-73-5	0.02	µg/L	<0.02	<0.02	<0.02	<0.02	<0.02
Perfluoropentane sulfonic acid (PFPeS)	2706-91-4	0.02	µg/L	<0.02	<0.02	<0.02	<0.02	<0.02
Perfluorohexane sulfonic acid (PFHxS)	355-46-4	0.01	µg/L	**0.02**	**0.02**	**0.05**	**0.07**	<0.01
Perfluoroheptane sulfonic acid (PFHpS)	375-92-8	0.02	µg/L	<0.02	<0.02	<0.02	<0.02	<0.02
Perfluorooctane sulfonic acid (PFOS)	1763-23-1	0.01	µg/L	**0.02**	**0.02**	**0.04**	**0.07**	<0.01
Perfluorodecane sulfonic acid (PFDS)	335-77-3	0.02	µg/L	<0.02	<0.02	<0.02	<0.02	<0.02
EP231B: Perfluoroalkyl Carboxylic Acids								
Perfluorobutanoic acid (PFBA)	375-22-4	0.1	µg/L	<0.1	<0.1	<0.1	<0.1	<0.1
Perfluoropentanoic acid (PFPeA)	2706-90-3	0.02	µg/L	<0.02	<0.02	<0.02	<0.02	<0.02
Perfluorohexanoic acid (PFHxA)	307-24-4	0.02	µg/L	<0.02	<0.02	<0.02	<0.02	<0.02
Perfluoroheptanoic acid (PFHpA)	375-85-9	0.02	µg/L	<0.02	<0.02	<0.02	<0.02	<0.02
Perfluorooctanoic acid (PFOA)	335-67-1	0.01	µg/L	<0.01	<0.01	<0.01	<0.01	<0.01
Perfluorononanoic acid (PFNA)	375-95-1	0.02	µg/L	<0.02	<0.02	<0.02	<0.02	<0.02
Perfluorodecanoic acid (PFDA)	335-76-2	0.02	µg/L	<0.02	<0.02	<0.02	<0.02	<0.02
Perfluoroundecanoic acid (PFUnDA)	2058-94-8	0.02	µg/L	<0.02	<0.02	<0.02	<0.02	<0.02
Perfluorododecanoic acid (PFDoDA)	307-55-1	0.02	µg/L	<0.02	<0.02	<0.02	<0.02	<0.02
Perfluorotridecanoic acid (PFTrDA)	72629-94-8	0.02	µg/L	<0.02	<0.02	<0.02	<0.02	<0.02
Perfluorotetradecanoic acid (PFTeDA)	376-06-7	0.05	µg/L	<0.05	<0.05	<0.05	<0.05	<0.05
EP231C: Perfluoroalkyl Sulfonamides								
Perfluorooctane sulfonamide (FOSA)	754-91-6	0.02	µg/L	<0.02	<0.02	<0.02	<0.02	<0.02
N-Methyl perfluorooctane sulfonamide (MeFOSA)	31506-32-8	0.05	µg/L	<0.05	<0.05	<0.05	<0.05	<0.05

Analytical Results

Sub-Matrix: SURFACE WATER (Matrix: WATER)			Sample ID	0902_SW019_240528	0902_SW020_240523	0902_SW022_240523	0902_SW023_240528	0902_SW024_240523
			Sampling date / time	28-May-2024 14:05	23-May-2024 15:29	23-May-2024 13:21	28-May-2024 13:06	23-May-2024 13:40
Compound	CAS Number	LOR	Unit	ES2417922-018	ES2417922-019	ES2417922-020	ES2417922-021	ES2417922-022
				Result	Result	Result	Result	Result
EP231C: Perfluoroalkyl Sulfonamides - Continued								
N-Ethyl perfluorooctane sulfonamide (EtFOSA)	4151-50-2	0.05	µg/L	<0.05	<0.05	<0.05	<0.05	<0.05
N-Methyl perfluorooctane sulfonamidoethanol (MeFOSE)	24448-09-7	0.05	µg/L	<0.05	<0.05	<0.05	<0.05	<0.05
N-Ethyl perfluorooctane sulfonamidoethanol (EtFOSE)	1691-99-2	0.05	µg/L	<0.05	<0.05	<0.05	<0.05	<0.05
N-Methyl perfluorooctane sulfonamidoacetic acid (MeFOSAA)	2355-31-9	0.02	µg/L	<0.02	<0.02	<0.02	<0.02	<0.02
N-Ethyl perfluorooctane sulfonamidoacetic acid (EtFOSAA)	2991-50-6	0.02	µg/L	<0.02	<0.02	<0.02	<0.02	<0.02
EP231D: (n:2) Fluorotelomer Sulfonic Acids								
4:2 Fluorotelomer sulfonic acid (4:2 FTS)	757124-72-4	0.05	µg/L	<0.05	<0.05	<0.05	<0.05	<0.05
6:2 Fluorotelomer sulfonic acid (6:2 FTS)	27619-97-2	0.05	µg/L	<0.05	<0.05	<0.05	<0.05	<0.05
8:2 Fluorotelomer sulfonic acid (8:2 FTS)	39108-34-4	0.05	µg/L	<0.05	<0.05	<0.05	<0.05	<0.05
10:2 Fluorotelomer sulfonic acid (10:2 FTS)	120226-60-0	0.05	µg/L	<0.05	<0.05	<0.05	<0.05	<0.05
EP231P: PFAS Sums								
Sum of PFAS	----	0.01	µg/L	**0.04**	**0.04**	**0.09**	**0.14**	<0.01
Sum of PFHxS and PFOS	355-46-4/1763-23-1	0.01	µg/L	**0.04**	**0.04**	**0.09**	**0.14**	<0.01
Sum of PFAS (WA DER List)	----	0.01	µg/L	**0.04**	**0.04**	**0.09**	**0.14**	<0.01
EP231S: PFAS Surrogate								
13C4-PFOS	----	0.02	%	**98.9**	**100**	**101**	**99.3**	**103**
13C8-PFOA	----	0.02	%	**102**	**104**	**103**	**102**	**104**

Analytical Results

Sub-Matrix: SURFACE WATER (Matrix: WATER)			Sample ID	0902_SW030_240523	0902_SW037_240522	0902_QC103_240522	0902_QC107_240524	0902_QC111_240528
			Sampling date / time	23-May-2024 14:53	22-May-2024 09:32	22-May-2024 09:33	24-May-2024 09:05	28-May-2024 12:20
Compound	CAS Number	LOR	Unit	ES2417922-023	ES2417922-024	ES2417922-026	ES2417922-028	ES2417922-030
				Result	Result	Result	Result	Result
EP231A: Perfluoroalkyl Sulfonic Acids								
Perfluorobutane sulfonic acid (PFBS)	375-73-5	0.02	µg/L	<0.02	<0.02	<0.02	**3.09**	<0.02
Perfluoropentane sulfonic acid (PFPeS)	2706-91-4	0.02	µg/L	<0.02	<0.02	<0.02	**3.11**	<0.02
Perfluorohexane sulfonic acid (PFHxS)	355-46-4	0.01	µg/L	<0.01	**0.06**	**0.06**	**18.3**	**0.18**
Perfluoroheptane sulfonic acid (PFHpS)	375-92-8	0.02	µg/L	<0.02	<0.02	<0.02	**0.79**	<0.02
Perfluorooctane sulfonic acid (PFOS)	1763-23-1	0.01	µg/L	<0.01	**0.20**	**0.21**	**29.0**	**0.08**
Perfluorodecane sulfonic acid (PFDS)	335-77-3	0.02	µg/L	<0.02	<0.02	<0.02	**0.20**	<0.02
EP231B: Perfluoroalkyl Carboxylic Acids								
Perfluorobutanoic acid (PFBA)	375-22-4	0.1	µg/L	<0.1	<0.1	<0.1	**3.3**	<0.1
Perfluoropentanoic acid (PFPeA)	2706-90-3	0.02	µg/L	<0.02	<0.02	<0.02	**7.42**	<0.02
Perfluorohexanoic acid (PFHxA)	307-24-4	0.02	µg/L	<0.02	<0.02	<0.02	**8.46**	<0.02
Perfluoroheptanoic acid (PFHpA)	375-85-9	0.02	µg/L	<0.02	<0.02	<0.02	**2.57**	<0.02
Perfluorooctanoic acid (PFOA)	335-67-1	0.01	µg/L	<0.01	<0.01	<0.01	**4.30**	<0.01
Perfluorononanoic acid (PFNA)	375-95-1	0.02	µg/L	<0.02	<0.02	<0.02	**2.24**	<0.02
Perfluorodecanoic acid (PFDA)	335-76-2	0.02	µg/L	<0.02	<0.02	<0.02	**2.22**	<0.02
Perfluoroundecanoic acid (PFUnDA)	2058-94-8	0.02	µg/L	<0.02	<0.02	<0.02	**2.03**	<0.02
Perfluorododecanoic acid (PFDoDA)	307-55-1	0.02	µg/L	<0.02	<0.02	<0.02	**0.69**	<0.02
Perfluorotridecanoic acid (PFTrDA)	72629-94-8	0.02	µg/L	<0.02	<0.02	<0.02	**0.09**	<0.02
Perfluorotetradecanoic acid (PFTeDA)	376-06-7	0.05	µg/L	<0.05	<0.05	<0.05	**0.07**	<0.05
EP231C: Perfluoroalkyl Sulfonamides								
Perfluorooctane sulfonamide (FOSA)	754-91-6	0.02	µg/L	<0.02	<0.02	<0.02	**0.06**	<0.02
N-Methyl perfluorooctane sulfonamide (MeFOSA)	31506-32-8	0.05	µg/L	<0.05	<0.05	<0.05	<0.05	<0.05

Analytical Results

Sub-Matrix: SURFACE WATER (Matrix: WATER)			Sample ID	0902_SW030_240523	0902_SW037_240522	0902_QC103_240522	0902_QC107_240524	0902_QC111_240528
			Sampling date / time	23-May-2024 14:53	22-May-2024 09:32	22-May-2024 09:33	24-May-2024 09:05	28-May-2024 12:20
Compound	CAS Number	LOR	Unit	ES2417922-023	ES2417922-024	ES2417922-026	ES2417922-028	ES2417922-030
				Result	Result	Result	Result	Result
EP231C: Perfluoroalkyl Sulfonamides - Continued								
N-Ethyl perfluorooctane sulfonamide (EtFOSA)	4151-50-2	0.05	µg/L	<0.05	<0.05	<0.05	<0.05	<0.05
N-Methyl perfluorooctane sulfonamidoethanol (MeFOSE)	24448-09-7	0.05	µg/L	<0.05	<0.05	<0.05	<0.05	<0.05
N-Ethyl perfluorooctane sulfonamidoethanol (EtFOSE)	1691-99-2	0.05	µg/L	<0.05	<0.05	<0.05	<0.05	<0.05
N-Methyl perfluorooctane sulfonamidoacetic acid (MeFOSAA)	2355-31-9	0.02	µg/L	<0.02	<0.02	<0.02	<0.02	<0.02
N-Ethyl perfluorooctane sulfonamidoacetic acid (EtFOSAA)	2991-50-6	0.02	µg/L	<0.02	<0.02	<0.02	<0.02	<0.02
EP231D: (n:2) Fluorotelomer Sulfonic Acids								
4:2 Fluorotelomer sulfonic acid (4:2 FTS)	757124-72-4	0.05	µg/L	<0.05	<0.05	<0.05	<0.05	<0.05
6:2 Fluorotelomer sulfonic acid (6:2 FTS)	27619-97-2	0.05	µg/L	<0.05	<0.05	<0.05	**0.76**	<0.05
8:2 Fluorotelomer sulfonic acid (8:2 FTS)	39108-34-4	0.05	µg/L	<0.05	<0.05	<0.05	**3.01**	<0.05
10:2 Fluorotelomer sulfonic acid (10:2 FTS)	120226-60-0	0.05	µg/L	<0.05	<0.05	<0.05	**0.08**	<0.05
EP231P: PFAS Sums								
Sum of PFAS	----	0.01	µg/L	<0.01	**0.26**	**0.27**	**93.2**	**0.26**
Sum of PFHxS and PFOS	355-46-4/1763-23-1	0.01	µg/L	<0.01	**0.26**	**0.27**	**47.3**	**0.26**
Sum of PFAS (WA DER List)	----	0.01	µg/L	<0.01	**0.26**	**0.27**	**80.2**	**0.26**
EP231S: PFAS Surrogate								
13C4-PFOS	----	0.02	%	**99.1**	**102**	**100**	**99.0**	**99.3**
13C8-PFOA	----	0.02	%	**103**	**104**	**106**	**108**	**110**

Analytical Results

Sub-Matrix: SURFACE WATER (Matrix: WATER)			Sample ID	0902_SW001_240524	----	----	----	----
			Sampling date / time	24-May-2024 09:05	----	----	----	----
Compound	CAS Number	LOR	Unit	ES2417922-031	--------	--------	--------	--------
				Result	----	----	----	----
EP231A: Perfluoroalkyl Sulfonic Acids								
Perfluorobutane sulfonic acid (PFBS)	375-73-5	0.02	µg/L	**3.15**	----	----	----	----
Perfluoropentane sulfonic acid (PFPeS)	2706-91-4	0.02	µg/L	**3.22**	----	----	----	----
Perfluorohexane sulfonic acid (PFHxS)	355-46-4	0.01	µg/L	**16.3**	----	----	----	----
Perfluoroheptane sulfonic acid (PFHpS)	375-92-8	0.02	µg/L	**0.83**	----	----	----	----
Perfluorooctane sulfonic acid (PFOS)	1763-23-1	0.01	µg/L	**18.9**	----	----	----	----
Perfluorodecane sulfonic acid (PFDS)	335-77-3	0.02	µg/L	**0.06**	----	----	----	----
EP231B: Perfluoroalkyl Carboxylic Acids								
Perfluorobutanoic acid (PFBA)	375-22-4	0.1	µg/L	**3.8**	----	----	----	----
Perfluoropentanoic acid (PFPeA)	2706-90-3	0.02	µg/L	**7.70**	----	----	----	----
Perfluorohexanoic acid (PFHxA)	307-24-4	0.02	µg/L	**9.27**	----	----	----	----
Perfluoroheptanoic acid (PFHpA)	375-85-9	0.02	µg/L	**2.98**	----	----	----	----
Perfluorooctanoic acid (PFOA)	335-67-1	0.01	µg/L	**4.43**	----	----	----	----
Perfluorononanoic acid (PFNA)	375-95-1	0.02	µg/L	**2.18**	----	----	----	----
Perfluorodecanoic acid (PFDA)	335-76-2	0.02	µg/L	**1.54**	----	----	----	----
Perfluoroundecanoic acid (PFUnDA)	2058-94-8	0.02	µg/L	**0.68**	----	----	----	----
Perfluorododecanoic acid (PFDoDA)	307-55-1	0.02	µg/L	**0.12**	----	----	----	----
Perfluorotridecanoic acid (PFTrDA)	72629-94-8	0.02	µg/L	**0.02**	----	----	----	----
Perfluorotetradecanoic acid (PFTeDA)	376-06-7	0.05	µg/L	<0.05	----	----	----	----
EP231C: Perfluoroalkyl Sulfonamides								
Perfluorooctane sulfonamide (FOSA)	754-91-6	0.02	µg/L	<0.02	----	----	----	----
N-Methyl perfluorooctane sulfonamide (MeFOSA)	31506-32-8	0.05	µg/L	<0.05	----	----	----	----

Analytical Results

Sub-Matrix: SURFACE WATER (Matrix: WATER)			Sample ID	0902_SW001_240524	----	----	----	----
			Sampling date / time	24-May-2024 09:05	----	----	----	----
Compound	CAS Number	LOR	Unit	ES2417922-031	--------	--------	--------	--------
				Result	----	----	----	----
EP231C: Perfluoroalkyl Sulfonamides - Continued								
N-Ethyl perfluorooctane sulfonamide (EtFOSA)	4151-50-2	0.05	µg/L	<0.05	----	----	----	----
N-Methyl perfluorooctane sulfonamidoethanol (MeFOSE)	24448-09-7	0.05	µg/L	<0.05	----	----	----	----
N-Ethyl perfluorooctane sulfonamidoethanol (EtFOSE)	1691-99-2	0.05	µg/L	<0.05	----	----	----	----
N-Methyl perfluorooctane sulfonamidoacetic acid (MeFOSAA)	2355-31-9	0.02	µg/L	<0.02	----	----	----	----
N-Ethyl perfluorooctane sulfonamidoacetic acid (EtFOSAA)	2991-50-6	0.02	µg/L	<0.02	----	----	----	----
EP231D: (n:2) Fluorotelomer Sulfonic Acids								
4:2 Fluorotelomer sulfonic acid (4:2 FTS)	757124-72-4	0.05	µg/L	<0.05	----	----	----	----
6:2 Fluorotelomer sulfonic acid (6:2 FTS)	27619-97-2	0.05	µg/L	**0.87**	----	----	----	----
8:2 Fluorotelomer sulfonic acid (8:2 FTS)	39108-34-4	0.05	µg/L	**2.10**	----	----	----	----
10:2 Fluorotelomer sulfonic acid (10:2 FTS)	120226-60-0	0.05	µg/L	<0.05	----	----	----	----
EP231P: PFAS Sums								
Sum of PFAS	----	0.01	µg/L	**79.2**	----	----	----	----
Sum of PFHxS and PFOS	355-46-4/1763-23-1	0.01	µg/L	**35.2**	----	----	----	----
Sum of PFAS (WA DER List)	----	0.01	µg/L	**69.5**	----	----	----	----
EP231S: PFAS Surrogate								
13C4-PFOS	----	0.02	%	**101**	----	----	----	----
13C8-PFOA	----	0.02	%	**99.5**	----	----	----	----

Surrogate Control Limits

Sub-Matrix: SEDIMENT		Recovery Limits (%)	
Compound	CAS Number	Low	High
EP231S: PFAS Surrogate			
13C4-PFOS	----	60	120
13C8-PFOA	----	60	120

Sub-Matrix: SURFACE WATER		Recovery Limits (%)	
Compound	CAS Number	Low	High
EP231S: PFAS Surrogate			
13C4-PFOS	----	60	120
13C8-PFOA	----	60	120

QUALITY CONTROL REPORT

Work Order	: **ES2417922**	Page	: 1 of 20
Amendment	: **2**		
Client	: **AECOM AUSTRALIA PTY LTD**	Laboratory	: Environmental Division Sydney
Contact	: [redacted]	Contact	: [redacted]
Address	: LEVEL 21 420 GEORGE STREET SYDNEY NSW, AUSTRALIA 2000	Address	: 277-289 Woodpark Road Smithfield NSW Australia 2164
Telephone	: ----	Telephone	: [redacted]
Project	: NSW_0902_PFASOMP_24	Date Samples Received	: 31-May-2024
Order number	: 60612562_5.1	Date Analysis Commenced	: 04-Jun-2024
C-O-C number	: 67884	Issue Date	: 18-Jul-2024
Sampler	: [redacted]		
Site	: 0902 - SW/SD		
Quote number	: SY/139/19 v4 60612562_5.1		
No. of samples received	: 31		
No. of samples analysed	: 31		

Accreditation No. 825
Accredited for compliance with
ISO/IEC 17025 - Testing

This report supersedes any previous report(s) with this reference. Results apply to the sample(s) as submitted, unless the sampling was conducted by ALS. This document shall not be reproduced, except in full.

This Quality Control Report contains the following information:

- Laboratory Duplicate (DUP) Report; Relative Percentage Difference (RPD) and Acceptance Limits
- Method Blank (MB) and Laboratory Control Spike (LCS) Report; Recovery and Acceptance Limits
- Matrix Spike (MS) Report; Recovery and Acceptance Limits

Signatories

This document has been electronically signed by the authorized signatories below. Electronic signing is carried out in compliance with procedures specified in 21 CFR Part 11.

Signatories	*Position*	*Accreditation Category*
[redacted]	Organic Chemist	Sydney Organics, Smithfield, NSW
[redacted]	Inorganic Chemist	Sydney Inorganics, Smithfield, NSW
[redacted]	LCMS Coordinator	Sydney Organics, Smithfield, NSW

General Comments

The analytical procedures used by ALS have been developed from established internationally recognised procedures such as those published by the USEPA, APHA, AS and NEPM. In house developed procedures are fully validated and are often at the client request.

Where moisture determination has been performed, results are reported on a dry weight basis.

Where a reported less than (<) result is higher than the LOR, this may be due to primary sample extract/digestate dilution and/or insufficient sample for analysis. Where the LOR of a reported result differs from standard LOR, this may be due to high moisture content, insufficient sample (reduced weight employed) or matrix interference.

Key : Anonymous = Refers to samples which are not specifically part of this work order but formed part of the QC process lot
CAS Number = CAS registry number from database maintained by Chemical Abstracts Services. The Chemical Abstracts Service is a division of the American Chemical Society.
LOR = Limit of reporting
RPD = Relative Percentage Difference
# = Indicates failed QC

Laboratory Duplicate (DUP) Report

The quality control term Laboratory Duplicate refers to a randomly selected intralaboratory split. Laboratory duplicates provide information regarding method precision and sample heterogeneity. The permitted ranges for the Relative Percent Deviation (RPD) of Laboratory Duplicates are specified in ALS Method QWI-EN/38 and are dependent on the magnitude of results in comparison to the level of reporting: Result < 10 times LOR: No Limit; Result between 10 and 20 times LOR: 0% - 50%; Result > 20 times LOR: 0% - 20%.

Sub-Matrix: **SOIL**

				Laboratory Duplicate (DUP) Report					
Laboratory sample ID	Sample ID	Method: Compound	CAS Number	LOR	Unit	Original Result	Duplicate Result	RPD (%)	Acceptable RPD (%)
EA055: Moisture Content (Dried @ 105-110°C) (QC Lot: 5840019)									
ES2417910-001	Anonymous	EA055: Moisture Content	----	0.1	%	43.1	43.8	1.5	0% - 20%
ES2417922-008	0902_SD020_240523	EA055: Moisture Content	----	0.1	%	29.1	28.2	3.3	0% - 20%
EA055: Moisture Content (Dried @ 105-110°C) (QC Lot: 5840020)									
ES2418410-002	Anonymous	EA055: Moisture Content	----	0.1	%	9.4	9.6	2.6	0% - 20%
ES2418410-013	Anonymous	EA055: Moisture Content	----	0.1	%	12.0	11.5	3.8	0% - 20%
EP231A: Perfluoroalkyl Sulfonic Acids (QC Lot: 5833418)									
ES2417909-001	Anonymous	EP231X: Perfluorobutane sulfonic acid (PFBS)	375-73-5	0.0002	mg/kg	<0.0002	<0.0002	0.0	No Limit
		EP231X: Perfluoropentane sulfonic acid (PFPeS)	2706-91-4	0.0002	mg/kg	<0.0002	<0.0002	0.0	No Limit
		EP231X: Perfluorohexane sulfonic acid (PFHxS)	355-46-4	0.0002	mg/kg	<0.0002	<0.0002	0.0	No Limit
		EP231X: Perfluoroheptane sulfonic acid (PFHpS)	375-92-8	0.0002	mg/kg	<0.0002	<0.0002	0.0	No Limit
		EP231X: Perfluorooctane sulfonic acid (PFOS)	1763-23-1	0.0002	mg/kg	0.0053	0.0052	2.7	0% - 20%
		EP231X: Perfluorodecane sulfonic acid (PFDS)	335-77-3	0.0002	mg/kg	<0.0002	<0.0002	0.0	No Limit
ES2417922-005	0902_SD016_240528	EP231X: Perfluorobutane sulfonic acid (PFBS)	375-73-5	0.0002	mg/kg	<0.0002	<0.0002	0.0	No Limit
		EP231X: Perfluoropentane sulfonic acid (PFPeS)	2706-91-4	0.0002	mg/kg	<0.0002	<0.0002	0.0	No Limit
		EP231X: Perfluorohexane sulfonic acid (PFHxS)	355-46-4	0.0002	mg/kg	0.0003	0.0003	0.0	No Limit
		EP231X: Perfluoroheptane sulfonic acid (PFHpS)	375-92-8	0.0002	mg/kg	<0.0002	<0.0002	0.0	No Limit
		EP231X: Perfluorooctane sulfonic acid (PFOS)	1763-23-1	0.0002	mg/kg	0.0046	0.0043	6.4	0% - 20%
		EP231X: Perfluorodecane sulfonic acid (PFDS)	335-77-3	0.0002	mg/kg	<0.0002	0.0002	0.0	No Limit
EP231A: Perfluoroalkyl Sulfonic Acids (QC Lot: 5836598)									
ES2417922-029	0902_QC110_240528	EP231X: Perfluorobutane sulfonic acid (PFBS)	375-73-5	0.0002	mg/kg	<0.0002	<0.0002	0.0	No Limit
		EP231X: Perfluoropentane sulfonic acid (PFPeS)	2706-91-4	0.0002	mg/kg	<0.0002	<0.0002	0.0	No Limit
		EP231X: Perfluorohexane sulfonic acid (PFHxS)	355-46-4	0.0002	mg/kg	0.0016	0.0018	12.5	No Limit

Sub-Matrix: **SOIL**

				Laboratory Duplicate (DUP) Report					
Laboratory sample ID	*Sample ID*	*Method: Compound*	*CAS Number*	*LOR*	*Unit*	*Original Result*	*Duplicate Result*	*RPD (%)*	*Acceptable RPD (%)*
EP231A: Perfluoroalkyl Sulfonic Acids (QC Lot: 5836598) - continued									
ES2417922-029	0902_QC110_240528	EP231X: Perfluoroheptane sulfonic acid (PFHpS)	375-92-8	0.0002	mg/kg	<0.0002	<0.0002	0.0	No Limit
		EP231X: Perfluorooctane sulfonic acid (PFOS)	1763-23-1	0.0002	mg/kg	0.0096	0.0103	7.1	0% - 20%
		EP231X: Perfluorodecane sulfonic acid (PFDS)	335-77-3	0.0002	mg/kg	<0.0002	<0.0002	0.0	No Limit
EP231B: Perfluoroalkyl Carboxylic Acids (QC Lot: 5833418)									
ES2417909-001	Anonymous	EP231X: Perfluoropentanoic acid (PFPeA)	2706-90-3	0.0002	mg/kg	<0.0002	<0.0002	0.0	No Limit
		EP231X: Perfluorohexanoic acid (PFHxA)	307-24-4	0.0002	mg/kg	<0.0002	<0.0002	0.0	No Limit
		EP231X: Perfluoroheptanoic acid (PFHpA)	375-85-9	0.0002	mg/kg	<0.0002	<0.0002	0.0	No Limit
		EP231X: Perfluorooctanoic acid (PFOA)	335-67-1	0.0002	mg/kg	<0.0002	<0.0002	0.0	No Limit
		EP231X: Perfluorononanoic acid (PFNA)	375-95-1	0.0002	mg/kg	<0.0002	<0.0002	0.0	No Limit
		EP231X: Perfluorodecanoic acid (PFDA)	335-76-2	0.0002	mg/kg	<0.0002	<0.0002	0.0	No Limit
		EP231X: Perfluoroundecanoic acid (PFUnDA)	2058-94-8	0.0002	mg/kg	<0.0002	<0.0002	0.0	No Limit
		EP231X: Perfluorododecanoic acid (PFDoDA)	307-55-1	0.0002	mg/kg	<0.0002	<0.0002	0.0	No Limit
		EP231X: Perfluorotridecanoic acid (PFTrDA)	72629-94-8	0.0002	mg/kg	<0.0002	<0.0002	0.0	No Limit
		EP231X: Perfluorotetradecanoic acid (PFTeDA)	376-06-7	0.0005	mg/kg	<0.0005	<0.0005	0.0	No Limit
		EP231X: Perfluorobutanoic acid (PFBA)	375-22-4	0.001	mg/kg	<0.001	<0.001	0.0	No Limit
ES2417922-005	0902_SD016_240528	EP231X: Perfluoropentanoic acid (PFPeA)	2706-90-3	0.0002	mg/kg	<0.0002	0.0006	94.1	No Limit
		EP231X: Perfluorohexanoic acid (PFHxA)	307-24-4	0.0002	mg/kg	<0.0002	<0.0002	0.0	No Limit
		EP231X: Perfluoroheptanoic acid (PFHpA)	375-85-9	0.0002	mg/kg	<0.0002	<0.0002	0.0	No Limit
		EP231X: Perfluorooctanoic acid (PFOA)	335-67-1	0.0002	mg/kg	<0.0002	<0.0002	0.0	No Limit
		EP231X: Perfluorononanoic acid (PFNA)	375-95-1	0.0002	mg/kg	<0.0002	<0.0002	0.0	No Limit
		EP231X: Perfluorodecanoic acid (PFDA)	335-76-2	0.0002	mg/kg	<0.0002	<0.0002	0.0	No Limit
		EP231X: Perfluoroundecanoic acid (PFUnDA)	2058-94-8	0.0002	mg/kg	<0.0002	<0.0002	0.0	No Limit
		EP231X: Perfluorododecanoic acid (PFDoDA)	307-55-1	0.0002	mg/kg	<0.0002	<0.0002	0.0	No Limit
		EP231X: Perfluorotridecanoic acid (PFTrDA)	72629-94-8	0.0002	mg/kg	<0.0002	<0.0002	0.0	No Limit
		EP231X: Perfluorotetradecanoic acid (PFTeDA)	376-06-7	0.0005	mg/kg	<0.0005	<0.0005	0.0	No Limit
		EP231X: Perfluorobutanoic acid (PFBA)	375-22-4	0.001	mg/kg	<0.001	<0.001	0.0	No Limit
EP231B: Perfluoroalkyl Carboxylic Acids (QC Lot: 5836598)									
ES2417922-029	0902_QC110_240528	EP231X: Perfluoropentanoic acid (PFPeA)	2706-90-3	0.0002	mg/kg	<0.0002	<0.0002	0.0	No Limit
		EP231X: Perfluorohexanoic acid (PFHxA)	307-24-4	0.0002	mg/kg	<0.0002	<0.0002	0.0	No Limit
		EP231X: Perfluoroheptanoic acid (PFHpA)	375-85-9	0.0002	mg/kg	<0.0002	<0.0002	0.0	No Limit
		EP231X: Perfluorooctanoic acid (PFOA)	335-67-1	0.0002	mg/kg	<0.0002	<0.0002	0.0	No Limit
		EP231X: Perfluorononanoic acid (PFNA)	375-95-1	0.0002	mg/kg	<0.0002	<0.0002	0.0	No Limit
		EP231X: Perfluorodecanoic acid (PFDA)	335-76-2	0.0002	mg/kg	<0.0002	<0.0002	0.0	No Limit
		EP231X: Perfluoroundecanoic acid (PFUnDA)	2058-94-8	0.0002	mg/kg	<0.0002	<0.0002	0.0	No Limit
		EP231X: Perfluorododecanoic acid (PFDoDA)	307-55-1	0.0002	mg/kg	<0.0002	<0.0002	0.0	No Limit
		EP231X: Perfluorotridecanoic acid (PFTrDA)	72629-94-8	0.0002	mg/kg	<0.0002	<0.0002	0.0	No Limit
		EP231X: Perfluorotetradecanoic acid (PFTeDA)	376-06-7	0.0005	mg/kg	<0.0005	<0.0005	0.0	No Limit

Sub-Matrix: **SOIL**

Laboratory sample ID	Sample ID	Method: Compound	CAS Number	Laboratory Duplicate (DUP) Report LOR	Unit	Original Result	Duplicate Result	RPD (%)	Acceptable RPD (%)
EP231B: Perfluoroalkyl Carboxylic Acids (QC Lot: 5836598) - continued									
ES2417922-029	0902_QC110_240528	EP231X: Perfluorobutanoic acid (PFBA)	375-22-4	0.001	mg/kg	<0.001	<0.001	0.0	No Limit
EP231C: Perfluoroalkyl Sulfonamides (QC Lot: 5833418)									
ES2417909-001	Anonymous	EP231X: Perfluorooctane sulfonamide (FOSA)	754-91-6	0.0002	mg/kg	<0.0002	<0.0002	0.0	No Limit
		EP231X: N-Methyl perfluorooctane sulfonamidoacetic acid (MeFOSAA)	2355-31-9	0.0002	mg/kg	<0.0002	<0.0002	0.0	No Limit
		EP231X: N-Ethyl perfluorooctane sulfonamidoacetic acid (EtFOSAA)	2991-50-6	0.0002	mg/kg	<0.0002	<0.0002	0.0	No Limit
		EP231X: N-Methyl perfluorooctane sulfonamide (MeFOSA)	31506-32-8	0.0005	mg/kg	<0.0005	<0.0005	0.0	No Limit
		EP231X: N-Ethyl perfluorooctane sulfonamide (EtFOSA)	4151-50-2	0.0005	mg/kg	<0.0005	<0.0005	0.0	No Limit
		EP231X: N-Methyl perfluorooctane sulfonamidoethanol (MeFOSE)	24448-09-7	0.0005	mg/kg	<0.0005	<0.0005	0.0	No Limit
		EP231X: N-Ethyl perfluorooctane sulfonamidoethanol (EtFOSE)	1691-99-2	0.0005	mg/kg	<0.0005	<0.0005	0.0	No Limit
ES2417922-005	0902_SD016_240528	EP231X: Perfluorooctane sulfonamide (FOSA)	754-91-6	0.0002	mg/kg	<0.0002	<0.0002	0.0	No Limit
		EP231X: N-Methyl perfluorooctane sulfonamidoacetic acid (MeFOSAA)	2355-31-9	0.0002	mg/kg	<0.0002	<0.0002	0.0	No Limit
		EP231X: N-Ethyl perfluorooctane sulfonamidoacetic acid (EtFOSAA)	2991-50-6	0.0002	mg/kg	<0.0002	<0.0002	0.0	No Limit
		EP231X: N-Methyl perfluorooctane sulfonamide (MeFOSA)	31506-32-8	0.0005	mg/kg	<0.0005	<0.0005	0.0	No Limit
		EP231X: N-Ethyl perfluorooctane sulfonamide (EtFOSA)	4151-50-2	0.0005	mg/kg	<0.0005	<0.0005	0.0	No Limit
		EP231X: N-Methyl perfluorooctane sulfonamidoethanol (MeFOSE)	24448-09-7	0.0005	mg/kg	<0.0005	<0.0005	0.0	No Limit
		EP231X: N-Ethyl perfluorooctane sulfonamidoethanol (EtFOSE)	1691-99-2	0.0005	mg/kg	<0.0005	<0.0005	0.0	No Limit
EP231C: Perfluoroalkyl Sulfonamides (QC Lot: 5836598)									
ES2417922-029	0902_QC110_240528	EP231X: Perfluorooctane sulfonamide (FOSA)	754-91-6	0.0002	mg/kg	<0.0002	<0.0002	0.0	No Limit
		EP231X: N-Methyl perfluorooctane sulfonamidoacetic acid (MeFOSAA)	2355-31-9	0.0002	mg/kg	<0.0002	<0.0002	0.0	No Limit
		EP231X: N-Ethyl perfluorooctane sulfonamidoacetic acid (EtFOSAA)	2991-50-6	0.0002	mg/kg	<0.0002	<0.0002	0.0	No Limit
		EP231X: N-Methyl perfluorooctane sulfonamide (MeFOSA)	31506-32-8	0.0005	mg/kg	<0.0005	<0.0005	0.0	No Limit
		EP231X: N-Ethyl perfluorooctane sulfonamide (EtFOSA)	4151-50-2	0.0005	mg/kg	<0.0005	<0.0005	0.0	No Limit
		EP231X: N-Methyl perfluorooctane sulfonamidoethanol (MeFOSE)	24448-09-7	0.0005	mg/kg	<0.0005	<0.0005	0.0	No Limit

Sub-Matrix: **SOIL**

Laboratory sample ID	Sample ID	Method: Compound	CAS Number	Laboratory Duplicate (DUP) Report LOR	Unit	Original Result	Duplicate Result	RPD (%)	Acceptable RPD (%)
EP231C: Perfluoroalkyl Sulfonamides (QC Lot: 5836598) - continued									
ES2417922-029	0902_QC110_240528	EP231X: N-Ethyl perfluorooctane sulfonamidoethanol (EtFOSE)	1691-99-2	0.0005	mg/kg	<0.0005	<0.0005	0.0	No Limit
EP231D: (n:2) Fluorotelomer Sulfonic Acids (QC Lot: 5833418)									
ES2417909-001	Anonymous	EP231X: 4:2 Fluorotelomer sulfonic acid (4:2 FTS)	757124-72-4	0.0005	mg/kg	<0.0005	<0.0005	0.0	No Limit
		EP231X: 6:2 Fluorotelomer sulfonic acid (6:2 FTS)	27619-97-2	0.0005	mg/kg	<0.0005	<0.0005	0.0	No Limit
		EP231X: 8:2 Fluorotelomer sulfonic acid (8:2 FTS)	39108-34-4	0.0005	mg/kg	<0.0005	<0.0005	0.0	No Limit
		EP231X: 10:2 Fluorotelomer sulfonic acid (10:2 FTS)	120226-60-0	0.0005	mg/kg	<0.0005	<0.0005	0.0	No Limit
ES2417922-005	0902_SD016_240528	EP231X: 4:2 Fluorotelomer sulfonic acid (4:2 FTS)	757124-72-4	0.0005	mg/kg	<0.0005	<0.0005	0.0	No Limit
		EP231X: 6:2 Fluorotelomer sulfonic acid (6:2 FTS)	27619-97-2	0.0005	mg/kg	<0.0005	<0.0005	0.0	No Limit
		EP231X: 8:2 Fluorotelomer sulfonic acid (8:2 FTS)	39108-34-4	0.0005	mg/kg	<0.0005	<0.0005	0.0	No Limit
		EP231X: 10:2 Fluorotelomer sulfonic acid (10:2 FTS)	120226-60-0	0.0005	mg/kg	<0.0005	<0.0005	0.0	No Limit
EP231D: (n:2) Fluorotelomer Sulfonic Acids (QC Lot: 5836598)									
ES2417922-029	0902_QC110_240528	EP231X: 4:2 Fluorotelomer sulfonic acid (4:2 FTS)	757124-72-4	0.0005	mg/kg	<0.0005	<0.0005	0.0	No Limit
		EP231X: 6:2 Fluorotelomer sulfonic acid (6:2 FTS)	27619-97-2	0.0005	mg/kg	<0.0005	<0.0005	0.0	No Limit
		EP231X: 8:2 Fluorotelomer sulfonic acid (8:2 FTS)	39108-34-4	0.0005	mg/kg	<0.0005	<0.0005	0.0	No Limit
		EP231X: 10:2 Fluorotelomer sulfonic acid (10:2 FTS)	120226-60-0	0.0005	mg/kg	<0.0005	<0.0005	0.0	No Limit

Sub-Matrix: **WATER**

Laboratory sample ID	Sample ID	Method: Compound	CAS Number	Laboratory Duplicate (DUP) Report LOR	Unit	Original Result	Duplicate Result	RPD (%)	Acceptable RPD (%)
EP231A: Perfluoroalkyl Sulfonic Acids (QC Lot: 5833224)									
ES2417910-004	Anonymous	EP231X: Perfluorohexane sulfonic acid (PFHxS)	355-46-4	0.01	µg/L	1.33	1.21	9.8	0% - 20%
		EP231X: Perfluorooctane sulfonic acid (PFOS)	1763-23-1	0.01	µg/L	1.57	1.49	5.2	0% - 20%
		EP231X: Perfluorobutane sulfonic acid (PFBS)	375-73-5	0.02	µg/L	0.19	0.17	10.5	No Limit
		EP231X: Perfluoropentane sulfonic acid (PFPeS)	2706-91-4	0.02	µg/L	0.21	0.18	19.0	0% - 50%
		EP231X: Perfluoroheptane sulfonic acid (PFHpS)	375-92-8	0.02	µg/L	0.05	0.05	0.0	No Limit
		EP231X: Perfluorodecane sulfonic acid (PFDS)	335-77-3	0.02	µg/L	<0.02	<0.02	0.0	No Limit
ES2417922-015	0902_SW015_240528	EP231X: Perfluorohexane sulfonic acid (PFHxS)	355-46-4	0.01	µg/L	0.18	0.18	0.0	0% - 50%
		EP231X: Perfluorooctane sulfonic acid (PFOS)	1763-23-1	0.01	µg/L	0.08	0.09	0.0	No Limit

Sub-Matrix: **WATER**

Laboratory sample ID	Sample ID	Method: Compound	CAS Number	Laboratory Duplicate (DUP) Report LOR	Unit	Original Result	Duplicate Result	RPD (%)	Acceptable RPD (%)
EP231A: Perfluoroalkyl Sulfonic Acids (QC Lot: 5833224) - continued									
ES2417922-015	0902_SW015_240528	EP231X: Perfluorobutane sulfonic acid (PFBS)	375-73-5	0.02	µg/L	<0.02	<0.02	0.0	No Limit
		EP231X: Perfluoropentane sulfonic acid (PFPeS)	2706-91-4	0.02	µg/L	<0.02	<0.02	0.0	No Limit
		EP231X: Perfluoroheptane sulfonic acid (PFHpS)	375-92-8	0.02	µg/L	<0.02	<0.02	0.0	No Limit
		EP231X: Perfluorodecane sulfonic acid (PFDS)	335-77-3	0.02	µg/L	<0.02	<0.02	0.0	No Limit
EP231A: Perfluoroalkyl Sulfonic Acids (QC Lot: 5835968)									
ES2417922-024	0902_SW037_240522	EP231X: Perfluorohexane sulfonic acid (PFHxS)	355-46-4	0.01	µg/L	0.06	0.05	18.8	No Limit
		EP231X: Perfluorooctane sulfonic acid (PFOS)	1763-23-1	0.01	µg/L	0.20	0.18	8.5	0% - 50%
		EP231X: Perfluorobutane sulfonic acid (PFBS)	375-73-5	0.02	µg/L	<0.02	<0.02	0.0	No Limit
		EP231X: Perfluoropentane sulfonic acid (PFPeS)	2706-91-4	0.02	µg/L	<0.02	<0.02	0.0	No Limit
		EP231X: Perfluoroheptane sulfonic acid (PFHpS)	375-92-8	0.02	µg/L	<0.02	<0.02	0.0	No Limit
		EP231X: Perfluorodecane sulfonic acid (PFDS)	335-77-3	0.02	µg/L	<0.02	<0.02	0.0	No Limit
ES2417940-078	Anonymous	EP231X: Perfluorohexane sulfonic acid (PFHxS)	355-46-4	0.01	µg/L	<0.01	<0.01	0.0	No Limit
		EP231X: Perfluorooctane sulfonic acid (PFOS)	1763-23-1	0.01	µg/L	<0.01	<0.01	0.0	No Limit
		EP231X: Perfluorobutane sulfonic acid (PFBS)	375-73-5	0.02	µg/L	<0.02	<0.02	0.0	No Limit
		EP231X: Perfluoropentane sulfonic acid (PFPeS)	2706-91-4	0.02	µg/L	<0.02	<0.02	0.0	No Limit
		EP231X: Perfluoroheptane sulfonic acid (PFHpS)	375-92-8	0.02	µg/L	<0.02	<0.02	0.0	No Limit
		EP231X: Perfluorodecane sulfonic acid (PFDS)	335-77-3	0.02	µg/L	<0.02	<0.02	0.0	No Limit
EP231B: Perfluoroalkyl Carboxylic Acids (QC Lot: 5833224)									
ES2417910-004	Anonymous	EP231X: Perfluorooctanoic acid (PFOA)	335-67-1	0.01	µg/L	0.09	0.08	0.0	No Limit
		EP231X: Perfluoropentanoic acid (PFPeA)	2706-90-3	0.02	µg/L	0.11	0.10	10.4	No Limit
		EP231X: Perfluorohexanoic acid (PFHxA)	307-24-4	0.02	µg/L	0.31	0.28	8.8	0% - 50%
		EP231X: Perfluoroheptanoic acid (PFHpA)	375-85-9	0.02	µg/L	0.06	0.04	38.0	No Limit
		EP231X: Perfluorononanoic acid (PFNA)	375-95-1	0.02	µg/L	<0.02	<0.02	0.0	No Limit
		EP231X: Perfluorodecanoic acid (PFDA)	335-76-2	0.02	µg/L	<0.02	<0.02	0.0	No Limit
		EP231X: Perfluoroundecanoic acid (PFUnDA)	2058-94-8	0.02	µg/L	<0.02	<0.02	0.0	No Limit
		EP231X: Perfluorododecanoic acid (PFDoDA)	307-55-1	0.02	µg/L	<0.02	<0.02	0.0	No Limit
		EP231X: Perfluorotridecanoic acid (PFTrDA)	72629-94-8	0.02	µg/L	<0.02	<0.02	0.0	No Limit
		EP231X: Perfluorotetradecanoic acid (PFTeDA)	376-06-7	0.05	µg/L	<0.05	<0.05	0.0	No Limit
		EP231X: Perfluorobutanoic acid (PFBA)	375-22-4	0.1	µg/L	<0.1	<0.1	0.0	No Limit
ES2417922-015	0902_SW015_240528	EP231X: Perfluorooctanoic acid (PFOA)	335-67-1	0.01	µg/L	<0.01	<0.01	0.0	No Limit
		EP231X: Perfluoropentanoic acid (PFPeA)	2706-90-3	0.02	µg/L	<0.02	<0.02	0.0	No Limit
		EP231X: Perfluorohexanoic acid (PFHxA)	307-24-4	0.02	µg/L	<0.02	<0.02	0.0	No Limit
		EP231X: Perfluoroheptanoic acid (PFHpA)	375-85-9	0.02	µg/L	<0.02	<0.02	0.0	No Limit
		EP231X: Perfluorononanoic acid (PFNA)	375-95-1	0.02	µg/L	<0.02	<0.02	0.0	No Limit
		EP231X: Perfluorodecanoic acid (PFDA)	335-76-2	0.02	µg/L	<0.02	<0.02	0.0	No Limit
		EP231X: Perfluoroundecanoic acid (PFUnDA)	2058-94-8	0.02	µg/L	<0.02	<0.02	0.0	No Limit
		EP231X: Perfluorododecanoic acid (PFDoDA)	307-55-1	0.02	µg/L	<0.02	<0.02	0.0	No Limit

Sub-Matrix: **WATER**

Laboratory sample ID	Sample ID	Method: Compound	CAS Number	Laboratory Duplicate (DUP) Report LOR	Unit	Original Result	Duplicate Result	RPD (%)	Acceptable RPD (%)
EP231B: Perfluoroalkyl Carboxylic Acids (QC Lot: 5833224) - continued									
ES2417922-015	0902_SW015_240528	EP231X: Perfluorotridecanoic acid (PFTrDA)	72629-94-8	0.02	µg/L	<0.02	<0.02	0.0	No Limit
		EP231X: Perfluorotetradecanoic acid (PFTeDA)	376-06-7	0.05	µg/L	<0.05	<0.05	0.0	No Limit
		EP231X: Perfluorobutanoic acid (PFBA)	375-22-4	0.1	µg/L	<0.1	<0.1	0.0	No Limit
EP231B: Perfluoroalkyl Carboxylic Acids (QC Lot: 5835968)									
ES2417922-024	0902_SW037_240522	EP231X: Perfluorooctanoic acid (PFOA)	335-67-1	0.01	µg/L	<0.01	<0.01	0.0	No Limit
		EP231X: Perfluoropentanoic acid (PFPeA)	2706-90-3	0.02	µg/L	<0.02	<0.02	0.0	No Limit
		EP231X: Perfluorohexanoic acid (PFHxA)	307-24-4	0.02	µg/L	<0.02	<0.02	0.0	No Limit
		EP231X: Perfluoroheptanoic acid (PFHpA)	375-85-9	0.02	µg/L	<0.02	<0.02	0.0	No Limit
		EP231X: Perfluorononanoic acid (PFNA)	375-95-1	0.02	µg/L	<0.02	<0.02	0.0	No Limit
		EP231X: Perfluorodecanoic acid (PFDA)	335-76-2	0.02	µg/L	<0.02	<0.02	0.0	No Limit
		EP231X: Perfluoroundecanoic acid (PFUnDA)	2058-94-8	0.02	µg/L	<0.02	<0.02	0.0	No Limit
		EP231X: Perfluorododecanoic acid (PFDoDA)	307-55-1	0.02	µg/L	<0.02	<0.02	0.0	No Limit
		EP231X: Perfluorotridecanoic acid (PFTrDA)	72629-94-8	0.02	µg/L	<0.02	<0.02	0.0	No Limit
		EP231X: Perfluorotetradecanoic acid (PFTeDA)	376-06-7	0.05	µg/L	<0.05	<0.05	0.0	No Limit
		EP231X: Perfluorobutanoic acid (PFBA)	375-22-4	0.1	µg/L	<0.1	<0.1	0.0	No Limit
ES2417940-078	Anonymous	EP231X: Perfluorooctanoic acid (PFOA)	335-67-1	0.01	µg/L	<0.01	<0.01	0.0	No Limit
		EP231X: Perfluoropentanoic acid (PFPeA)	2706-90-3	0.02	µg/L	<0.02	<0.02	0.0	No Limit
		EP231X: Perfluorohexanoic acid (PFHxA)	307-24-4	0.02	µg/L	<0.02	<0.02	0.0	No Limit
		EP231X: Perfluoroheptanoic acid (PFHpA)	375-85-9	0.02	µg/L	<0.02	<0.02	0.0	No Limit
		EP231X: Perfluorononanoic acid (PFNA)	375-95-1	0.02	µg/L	<0.02	<0.02	0.0	No Limit
		EP231X: Perfluorodecanoic acid (PFDA)	335-76-2	0.02	µg/L	<0.02	<0.02	0.0	No Limit
		EP231X: Perfluoroundecanoic acid (PFUnDA)	2058-94-8	0.02	µg/L	<0.02	<0.02	0.0	No Limit
		EP231X: Perfluorododecanoic acid (PFDoDA)	307-55-1	0.02	µg/L	<0.02	<0.02	0.0	No Limit
		EP231X: Perfluorotridecanoic acid (PFTrDA)	72629-94-8	0.02	µg/L	<0.02	<0.02	0.0	No Limit
		EP231X: Perfluorotetradecanoic acid (PFTeDA)	376-06-7	0.05	µg/L	<0.05	<0.05	0.0	No Limit
		EP231X: Perfluorobutanoic acid (PFBA)	375-22-4	0.1	µg/L	<0.1	<0.1	0.0	No Limit
EP231C: Perfluoroalkyl Sulfonamides (QC Lot: 5833224)									
ES2417910-004	Anonymous	EP231X: Perfluorooctane sulfonamide (FOSA)	754-91-6	0.02	µg/L	<0.02	<0.02	0.0	No Limit
		EP231X: N-Methyl perfluorooctane sulfonamidoacetic acid (MeFOSAA)	2355-31-9	0.02	µg/L	<0.02	<0.02	0.0	No Limit
		EP231X: N-Ethyl perfluorooctane sulfonamidoacetic acid (EtFOSAA)	2991-50-6	0.02	µg/L	<0.02	<0.02	0.0	No Limit
		EP231X: N-Methyl perfluorooctane sulfonamide (MeFOSA)	31506-32-8	0.05	µg/L	<0.05	<0.05	0.0	No Limit
		EP231X: N-Ethyl perfluorooctane sulfonamide (EtFOSA)	4151-50-2	0.05	µg/L	<0.05	<0.05	0.0	No Limit
		EP231X: N-Methyl perfluorooctane sulfonamidoethanol (MeFOSE)	24448-09-7	0.05	µg/L	<0.05	<0.05	0.0	No Limit

Sub-Matrix: **WATER**

Laboratory sample ID	Sample ID	Method: Compound	CAS Number	Laboratory Duplicate (DUP) Report LOR	Unit	Original Result	Duplicate Result	RPD (%)	Acceptable RPD (%)
EP231C: Perfluoroalkyl Sulfonamides (QC Lot: 5833224) - continued									
ES2417910-004	Anonymous	EP231X: N-Ethyl perfluorooctane sulfonamidoethanol (EtFOSE)	1691-99-2	0.05	µg/L	<0.05	<0.05	0.0	No Limit
ES2417922-015	0902_SW015_240528	EP231X: Perfluorooctane sulfonamide (FOSA)	754-91-6	0.02	µg/L	<0.02	<0.02	0.0	No Limit
		EP231X: N-Methyl perfluorooctane sulfonamidoacetic acid (MeFOSAA)	2355-31-9	0.02	µg/L	<0.02	<0.02	0.0	No Limit
		EP231X: N-Ethyl perfluorooctane sulfonamidoacetic acid (EtFOSAA)	2991-50-6	0.02	µg/L	<0.02	<0.02	0.0	No Limit
		EP231X: N-Methyl perfluorooctane sulfonamide (MeFOSA)	31506-32-8	0.05	µg/L	<0.05	<0.05	0.0	No Limit
		EP231X: N-Ethyl perfluorooctane sulfonamide (EtFOSA)	4151-50-2	0.05	µg/L	<0.05	<0.05	0.0	No Limit
		EP231X: N-Methyl perfluorooctane sulfonamidoethanol (MeFOSE)	24448-09-7	0.05	µg/L	<0.05	<0.05	0.0	No Limit
		EP231X: N-Ethyl perfluorooctane sulfonamidoethanol (EtFOSE)	1691-99-2	0.05	µg/L	<0.05	<0.05	0.0	No Limit
EP231C: Perfluoroalkyl Sulfonamides (QC Lot: 5835968)									
ES2417922-024	0902_SW037_240522	EP231X: Perfluorooctane sulfonamide (FOSA)	754-91-6	0.02	µg/L	<0.02	<0.02	0.0	No Limit
		EP231X: N-Methyl perfluorooctane sulfonamidoacetic acid (MeFOSAA)	2355-31-9	0.02	µg/L	<0.02	<0.02	0.0	No Limit
		EP231X: N-Ethyl perfluorooctane sulfonamidoacetic acid (EtFOSAA)	2991-50-6	0.02	µg/L	<0.02	<0.02	0.0	No Limit
		EP231X: N-Methyl perfluorooctane sulfonamide (MeFOSA)	31506-32-8	0.05	µg/L	<0.05	<0.05	0.0	No Limit
		EP231X: N-Ethyl perfluorooctane sulfonamide (EtFOSA)	4151-50-2	0.05	µg/L	<0.05	<0.05	0.0	No Limit
		EP231X: N-Methyl perfluorooctane sulfonamidoethanol (MeFOSE)	24448-09-7	0.05	µg/L	<0.05	<0.05	0.0	No Limit
		EP231X: N-Ethyl perfluorooctane sulfonamidoethanol (EtFOSE)	1691-99-2	0.05	µg/L	<0.05	<0.05	0.0	No Limit
ES2417940-078	Anonymous	EP231X: Perfluorooctane sulfonamide (FOSA)	754-91-6	0.02	µg/L	<0.02	<0.02	0.0	No Limit
		EP231X: N-Methyl perfluorooctane sulfonamidoacetic acid (MeFOSAA)	2355-31-9	0.02	µg/L	<0.02	<0.02	0.0	No Limit
		EP231X: N-Ethyl perfluorooctane sulfonamidoacetic acid (EtFOSAA)	2991-50-6	0.02	µg/L	<0.02	<0.02	0.0	No Limit
		EP231X: N-Methyl perfluorooctane sulfonamide (MeFOSA)	31506-32-8	0.05	µg/L	<0.05	<0.05	0.0	No Limit
		EP231X: N-Ethyl perfluorooctane sulfonamide (EtFOSA)	4151-50-2	0.05	µg/L	<0.05	<0.05	0.0	No Limit
		EP231X: N-Methyl perfluorooctane sulfonamidoethanol (MeFOSE)	24448-09-7	0.05	µg/L	<0.05	<0.05	0.0	No Limit

Sub-Matrix: **WATER**

Laboratory sample ID	Sample ID	Method: Compound	CAS Number	LOR	Unit	Original Result	Duplicate Result	RPD (%)	Acceptable RPD (%)
				Laboratory Duplicate (DUP) Report					
EP231C: Perfluoroalkyl Sulfonamides (QC Lot: 5835968) - continued									
ES2417940-078	Anonymous	EP231X: N-Ethyl perfluorooctane sulfonamidoethanol (EtFOSE)	1691-99-2	0.05	µg/L	<0.05	<0.05	0.0	No Limit
EP231D: (n:2) Fluorotelomer Sulfonic Acids (QC Lot: 5833224)									
ES2417910-004	Anonymous	EP231X: 4:2 Fluorotelomer sulfonic acid (4:2 FTS)	757124-72-4	0.05	µg/L	<0.05	<0.05	0.0	No Limit
		EP231X: 6:2 Fluorotelomer sulfonic acid (6:2 FTS)	27619-97-2	0.05	µg/L	<0.05	<0.05	0.0	No Limit
		EP231X: 8:2 Fluorotelomer sulfonic acid (8:2 FTS)	39108-34-4	0.05	µg/L	<0.05	<0.05	0.0	No Limit
		EP231X: 10:2 Fluorotelomer sulfonic acid (10:2 FTS)	120226-60-0	0.05	µg/L	<0.05	<0.05	0.0	No Limit
ES2417922-015	0902_SW015_240528	EP231X: 4:2 Fluorotelomer sulfonic acid (4:2 FTS)	757124-72-4	0.05	µg/L	<0.05	<0.05	0.0	No Limit
		EP231X: 6:2 Fluorotelomer sulfonic acid (6:2 FTS)	27619-97-2	0.05	µg/L	<0.05	<0.05	0.0	No Limit
		EP231X: 8:2 Fluorotelomer sulfonic acid (8:2 FTS)	39108-34-4	0.05	µg/L	<0.05	<0.05	0.0	No Limit
		EP231X: 10:2 Fluorotelomer sulfonic acid (10:2 FTS)	120226-60-0	0.05	µg/L	<0.05	<0.05	0.0	No Limit
EP231D: (n:2) Fluorotelomer Sulfonic Acids (QC Lot: 5835968)									
ES2417922-024	0902_SW037_240522	EP231X: 4:2 Fluorotelomer sulfonic acid (4:2 FTS)	757124-72-4	0.05	µg/L	<0.05	<0.05	0.0	No Limit
		EP231X: 6:2 Fluorotelomer sulfonic acid (6:2 FTS)	27619-97-2	0.05	µg/L	<0.05	<0.05	0.0	No Limit
		EP231X: 8:2 Fluorotelomer sulfonic acid (8:2 FTS)	39108-34-4	0.05	µg/L	<0.05	<0.05	0.0	No Limit
		EP231X: 10:2 Fluorotelomer sulfonic acid (10:2 FTS)	120226-60-0	0.05	µg/L	<0.05	<0.05	0.0	No Limit
ES2417940-078	Anonymous	EP231X: 4:2 Fluorotelomer sulfonic acid (4:2 FTS)	757124-72-4	0.05	µg/L	<0.05	<0.05	0.0	No Limit
		EP231X: 6:2 Fluorotelomer sulfonic acid (6:2 FTS)	27619-97-2	0.05	µg/L	<0.05	<0.05	0.0	No Limit
		EP231X: 8:2 Fluorotelomer sulfonic acid (8:2 FTS)	39108-34-4	0.05	µg/L	<0.05	<0.05	0.0	No Limit
		EP231X: 10:2 Fluorotelomer sulfonic acid (10:2 FTS)	120226-60-0	0.05	µg/L	<0.05	<0.05	0.0	No Limit
EP231P: PFAS Sums (QC Lot: 5833224)									
ES2417910-004	Anonymous	EP231X: Sum of PFAS	----	0.01	µg/L	4.00	3.67	8.6	0% - 20%
ES2417922-015	0902_SW015_240528	EP231X: Sum of PFAS	----	0.01	µg/L	0.26	0.27	3.8	0% - 20%
EP231P: PFAS Sums (QC Lot: 5835968)									

Sub-Matrix: **WATER**

				Laboratory Duplicate (DUP) Report					
Laboratory sample ID	*Sample ID*	*Method: Compound*	*CAS Number*	*LOR*	*Unit*	*Original Result*	*Duplicate Result*	*RPD (%)*	*Acceptable RPD (%)*
EP231P: PFAS Sums (QC Lot: 5835968) - continued									
ES2417922-024	0902_SW037_240522	EP231X: Sum of PFAS	----	0.01	µg/L	0.26	0.23	12.2	0% - 20%
ES2417940-078	Anonymous	EP231X: Sum of PFAS	----	0.01	µg/L	<0.01	<0.01	0.0	No Limit

Method Blank (MB) and Laboratory Control Sample (LCS) Report

The quality control term Method / Laboratory Blank refers to an analyte free matrix to which all reagents are added in the same volumes or proportions as used in standard sample preparation. The purpose of this QC parameter is to monitor potential laboratory contamination. The quality control term Laboratory Control Sample (LCS) refers to a certified reference material, or a known interference free matrix spiked with target analytes. The purpose of this QC parameter is to monitor method precision and accuracy independent of sample matrix. Dynamic Recovery Limits are based on statistical evaluation of processed LCS.

Sub-Matrix: **SOIL**

				Method Blank (MB) Report	Laboratory Control Spike (LCS) Report			
					Spike	Spike Recovery (%)	Acceptable Limits (%)	
Method: Compound	CAS Number	LOR	Unit	Result	Concentration	LCS	Low	High
EP231A: Perfluoroalkyl Sulfonic Acids (QCLot: 5833418)								
EP231X: Perfluorobutane sulfonic acid (PFBS)	375-73-5	0.0002	mg/kg	<0.0002	0.00125 mg/kg	96.6	72.0	128
EP231X: Perfluoropentane sulfonic acid (PFPeS)	2706-91-4	0.0002	mg/kg	<0.0002	0.00125 mg/kg	97.2	73.0	123
EP231X: Perfluorohexane sulfonic acid (PFHxS)	355-46-4	0.0002	mg/kg	<0.0002	0.00125 mg/kg	108	67.0	130
EP231X: Perfluoroheptane sulfonic acid (PFHpS)	375-92-8	0.0002	mg/kg	<0.0002	0.00125 mg/kg	92.6	70.0	132
EP231X: Perfluorooctane sulfonic acid (PFOS)	1763-23-1	0.0002	mg/kg	<0.0002	0.00125 mg/kg	107	68.0	136
EP231X: Perfluorodecane sulfonic acid (PFDS)	335-77-3	0.0002	mg/kg	<0.0002	0.00125 mg/kg	115	59.0	134
EP231A: Perfluoroalkyl Sulfonic Acids (QCLot: 5836598)								
EP231X: Perfluorobutane sulfonic acid (PFBS)	375-73-5	0.0002	mg/kg	<0.0002	0.00125 mg/kg	79.2	72.0	128
EP231X: Perfluoropentane sulfonic acid (PFPeS)	2706-91-4	0.0002	mg/kg	<0.0002	0.00125 mg/kg	92.3	73.0	123
EP231X: Perfluorohexane sulfonic acid (PFHxS)	355-46-4	0.0002	mg/kg	<0.0002	0.00125 mg/kg	85.4	67.0	130
EP231X: Perfluoroheptane sulfonic acid (PFHpS)	375-92-8	0.0002	mg/kg	<0.0002	0.00125 mg/kg	93.9	70.0	132
EP231X: Perfluorooctane sulfonic acid (PFOS)	1763-23-1	0.0002	mg/kg	<0.0002	0.00125 mg/kg	86.4	68.0	136
EP231X: Perfluorodecane sulfonic acid (PFDS)	335-77-3	0.0002	mg/kg	<0.0002	0.00125 mg/kg	96.9	59.0	134
EP231B: Perfluoroalkyl Carboxylic Acids (QCLot: 5833418)								
EP231X: Perfluorobutanoic acid (PFBA)	375-22-4	0.001	mg/kg	<0.001	0.00625 mg/kg	115	71.0	135
EP231X: Perfluoropentanoic acid (PFPeA)	2706-90-3	0.0002	mg/kg	<0.0002	0.00125 mg/kg	114	69.0	132
EP231X: Perfluorohexanoic acid (PFHxA)	307-24-4	0.0002	mg/kg	<0.0002	0.00125 mg/kg	114	70.0	132
EP231X: Perfluoroheptanoic acid (PFHpA)	375-85-9	0.0002	mg/kg	<0.0002	0.00125 mg/kg	117	71.0	131
EP231X: Perfluorooctanoic acid (PFOA)	335-67-1	0.0002	mg/kg	<0.0002	0.00125 mg/kg	107	69.0	133
EP231X: Perfluorononanoic acid (PFNA)	375-95-1	0.0002	mg/kg	<0.0002	0.00125 mg/kg	117	72.0	129
EP231X: Perfluorodecanoic acid (PFDA)	335-76-2	0.0002	mg/kg	<0.0002	0.00125 mg/kg	111	69.0	133
EP231X: Perfluoroundecanoic acid (PFUnDA)	2058-94-8	0.0002	mg/kg	<0.0002	0.00125 mg/kg	117	64.0	136
EP231X: Perfluorododecanoic acid (PFDoDA)	307-55-1	0.0002	mg/kg	<0.0002	0.00125 mg/kg	122	69.0	135
EP231X: Perfluorotridecanoic acid (PFTrDA)	72629-94-8	0.0002	mg/kg	<0.0002	0.00125 mg/kg	115	66.0	139
EP231X: Perfluorotetradecanoic acid (PFTeDA)	376-06-7	0.0005	mg/kg	<0.0005	0.00312 mg/kg	110	69.0	133
EP231B: Perfluoroalkyl Carboxylic Acids (QCLot: 5836598)								
EP231X: Perfluorobutanoic acid (PFBA)	375-22-4	0.001	mg/kg	<0.001	0.00625 mg/kg	79.6	71.0	135
EP231X: Perfluoropentanoic acid (PFPeA)	2706-90-3	0.0002	mg/kg	<0.0002	0.00125 mg/kg	87.4	69.0	132
EP231X: Perfluorohexanoic acid (PFHxA)	307-24-4	0.0002	mg/kg	<0.0002	0.00125 mg/kg	85.0	70.0	132
EP231X: Perfluoroheptanoic acid (PFHpA)	375-85-9	0.0002	mg/kg	<0.0002	0.00125 mg/kg	86.8	71.0	131

Sub-Matrix: **SOIL**

Method: Compound	CAS Number	LOR	Unit	Method Blank (MB) Report: Result	Laboratory Control Spike (LCS) Report: Spike Concentration	Spike Recovery (%): LCS	Acceptable Limits (%): Low	Acceptable Limits (%): High
EP231B: Perfluoroalkyl Carboxylic Acids (QCLot: 5836598) - continued								
EP231X: Perfluorooctanoic acid (PFOA)	335-67-1	0.0002	mg/kg	<0.0002	0.00125 mg/kg	91.0	69.0	133
EP231X: Perfluorononanoic acid (PFNA)	375-95-1	0.0002	mg/kg	<0.0002	0.00125 mg/kg	91.4	72.0	129
EP231X: Perfluorodecanoic acid (PFDA)	335-76-2	0.0002	mg/kg	<0.0002	0.00125 mg/kg	89.6	69.0	133
EP231X: Perfluoroundecanoic acid (PFUnDA)	2058-94-8	0.0002	mg/kg	<0.0002	0.00125 mg/kg	85.8	64.0	136
EP231X: Perfluorododecanoic acid (PFDoDA)	307-55-1	0.0002	mg/kg	<0.0002	0.00125 mg/kg	99.1	69.0	135
EP231X: Perfluorotridecanoic acid (PFTrDA)	72629-94-8	0.0002	mg/kg	<0.0002	0.00125 mg/kg	96.4	66.0	139
EP231X: Perfluorotetradecanoic acid (PFTeDA)	376-06-7	0.0005	mg/kg	<0.0005	0.00312 mg/kg	97.7	69.0	133
EP231C: Perfluoroalkyl Sulfonamides (QCLot: 5833418)								
EP231X: Perfluorooctane sulfonamide (FOSA)	754-91-6	0.0002	mg/kg	<0.0002	0.00125 mg/kg	110	67.0	137
EP231X: N-Methyl perfluorooctane sulfonamide (MeFOSA)	31506-32-8	0.0005	mg/kg	<0.0005	0.00312 mg/kg	110	71.6	129
EP231X: N-Ethyl perfluorooctane sulfonamide (EtFOSA)	4151-50-2	0.0005	mg/kg	<0.0005	0.00312 mg/kg	110	69.8	131
EP231X: N-Methyl perfluorooctane sulfonamidoethanol (MeFOSE)	24448-09-7	0.0005	mg/kg	<0.0005	0.00312 mg/kg	103	68.7	130
EP231X: N-Ethyl perfluorooctane sulfonamidoethanol (EtFOSE)	1691-99-2	0.0005	mg/kg	<0.0005	0.00312 mg/kg	106	65.1	134
EP231X: N-Methyl perfluorooctane sulfonamidoacetic acid (MeFOSAA)	2355-31-9	0.0002	mg/kg	<0.0002	0.00125 mg/kg	115	63.0	144
EP231X: N-Ethyl perfluorooctane sulfonamidoacetic acid (EtFOSAA)	2991-50-6	0.0002	mg/kg	<0.0002	0.00125 mg/kg	113	61.0	139
EP231C: Perfluoroalkyl Sulfonamides (QCLot: 5836598)								
EP231X: Perfluorooctane sulfonamide (FOSA)	754-91-6	0.0002	mg/kg	<0.0002	0.00125 mg/kg	94.1	67.0	137
EP231X: N-Methyl perfluorooctane sulfonamide (MeFOSA)	31506-32-8	0.0005	mg/kg	<0.0005	0.00312 mg/kg	106	71.6	129
EP231X: N-Ethyl perfluorooctane sulfonamide (EtFOSA)	4151-50-2	0.0005	mg/kg	<0.0005	0.00312 mg/kg	85.4	69.8	131
EP231X: N-Methyl perfluorooctane sulfonamidoethanol (MeFOSE)	24448-09-7	0.0005	mg/kg	<0.0005	0.00312 mg/kg	85.9	68.7	130
EP231X: N-Ethyl perfluorooctane sulfonamidoethanol (EtFOSE)	1691-99-2	0.0005	mg/kg	<0.0005	0.00312 mg/kg	95.7	65.1	134
EP231X: N-Methyl perfluorooctane sulfonamidoacetic acid (MeFOSAA)	2355-31-9	0.0002	mg/kg	<0.0002	0.00125 mg/kg	88.0	63.0	144
EP231X: N-Ethyl perfluorooctane sulfonamidoacetic acid (EtFOSAA)	2991-50-6	0.0002	mg/kg	<0.0002	0.00125 mg/kg	87.1	61.0	139
EP231D: (n:2) Fluorotelomer Sulfonic Acids (QCLot: 5833418)								
EP231X: 4:2 Fluorotelomer sulfonic acid (4:2 FTS)	757124-72-4	0.0005	mg/kg	<0.0005	0.00125 mg/kg	102	62.0	145
EP231X: 6:2 Fluorotelomer sulfonic acid (6:2 FTS)	27619-97-2	0.0005	mg/kg	<0.0005	0.00125 mg/kg	84.6	64.0	140
EP231X: 8:2 Fluorotelomer sulfonic acid (8:2 FTS)	39108-34-4	0.0005	mg/kg	<0.0005	0.00125 mg/kg	98.0	65.0	137
EP231X: 10:2 Fluorotelomer sulfonic acid (10:2 FTS)	120226-60-0	0.0005	mg/kg	<0.0005	0.00125 mg/kg	91.6	69.2	143

Sub-Matrix: **SOIL**

Method: Compound	CAS Number	LOR	Unit	Method Blank (MB) Report: Result	Laboratory Control Spike (LCS) Report: Spike Concentration	Spike Recovery (%): LCS	Acceptable Limits (%): Low	Acceptable Limits (%): High
EP231D: (n:2) Fluorotelomer Sulfonic Acids (QCLot: 5836598)								
EP231X: 4:2 Fluorotelomer sulfonic acid (4:2 FTS)	757124-72-4	0.0005	mg/kg	<0.0005	0.00125 mg/kg	87.6	62.0	145
EP231X: 6:2 Fluorotelomer sulfonic acid (6:2 FTS)	27619-97-2	0.0005	mg/kg	<0.0005	0.00125 mg/kg	94.0	64.0	140
EP231X: 8:2 Fluorotelomer sulfonic acid (8:2 FTS)	39108-34-4	0.0005	mg/kg	<0.0005	0.00125 mg/kg	77.4	65.0	137
EP231X: 10:2 Fluorotelomer sulfonic acid (10:2 FTS)	120226-60-0	0.0005	mg/kg	<0.0005	0.00125 mg/kg	111	69.2	143

Sub-Matrix: **WATER**

Method: Compound	CAS Number	LOR	Unit	Method Blank (MB) Report: Result	Laboratory Control Spike (LCS) Report: Spike Concentration	Spike Recovery (%): LCS	Acceptable Limits (%): Low	Acceptable Limits (%): High
EP231A: Perfluoroalkyl Sulfonic Acids (QCLot: 5833224)								
EP231X: Perfluorobutane sulfonic acid (PFBS)	375-73-5	0.02	µg/L	<0.02	0.25 µg/L	93.9	72.0	130
EP231X: Perfluoropentane sulfonic acid (PFPeS)	2706-91-4	0.02	µg/L	<0.02	0.25 µg/L	124	71.0	127
EP231X: Perfluorohexane sulfonic acid (PFHxS)	355-46-4	0.01	µg/L	<0.01	0.25 µg/L	99.1	68.0	131
EP231X: Perfluoroheptane sulfonic acid (PFHpS)	375-92-8	0.02	µg/L	<0.02	0.25 µg/L	108	69.0	134
EP231X: Perfluorooctane sulfonic acid (PFOS)	1763-23-1	0.01	µg/L	<0.01	0.25 µg/L	98.9	65.0	140
EP231X: Perfluorodecane sulfonic acid (PFDS)	335-77-3	0.02	µg/L	<0.02	0.25 µg/L	97.4	53.0	142
EP231A: Perfluoroalkyl Sulfonic Acids (QCLot: 5835968)								
EP231X: Perfluorobutane sulfonic acid (PFBS)	375-73-5	0.02	µg/L	<0.02	0.25 µg/L	96.2	72.0	130
EP231X: Perfluoropentane sulfonic acid (PFPeS)	2706-91-4	0.02	µg/L	<0.02	0.25 µg/L	103	71.0	127
EP231X: Perfluorohexane sulfonic acid (PFHxS)	355-46-4	0.01	µg/L	<0.01	0.25 µg/L	88.4	68.0	131
EP231X: Perfluoroheptane sulfonic acid (PFHpS)	375-92-8	0.02	µg/L	<0.02	0.25 µg/L	105	69.0	134
EP231X: Perfluorooctane sulfonic acid (PFOS)	1763-23-1	0.01	µg/L	<0.01	0.25 µg/L	98.1	65.0	140
EP231X: Perfluorodecane sulfonic acid (PFDS)	335-77-3	0.02	µg/L	<0.02	0.25 µg/L	107	53.0	142
EP231A: Perfluoroalkyl Sulfonic Acids (QCLot: 5839680)								
EP231X: Perfluorobutane sulfonic acid (PFBS)	375-73-5	0.02	µg/L	<0.02	0.25 µg/L	76.0	72.0	130
EP231X: Perfluoropentane sulfonic acid (PFPeS)	2706-91-4	0.02	µg/L	<0.02	0.25 µg/L	105	71.0	127
EP231X: Perfluorohexane sulfonic acid (PFHxS)	355-46-4	0.01	µg/L	<0.01	0.25 µg/L	88.3	68.0	131
EP231X: Perfluoroheptane sulfonic acid (PFHpS)	375-92-8	0.02	µg/L	<0.02	0.25 µg/L	97.4	69.0	134
EP231X: Perfluorooctane sulfonic acid (PFOS)	1763-23-1	0.01	µg/L	<0.01	0.25 µg/L	87.2	65.0	140
EP231X: Perfluorodecane sulfonic acid (PFDS)	335-77-3	0.02	µg/L	<0.02	0.25 µg/L	91.1	53.0	142
EP231B: Perfluoroalkyl Carboxylic Acids (QCLot: 5833224)								
EP231X: Perfluorobutanoic acid (PFBA)	375-22-4	0.1	µg/L	<0.1	1.25 µg/L	106	73.0	129
EP231X: Perfluoropentanoic acid (PFPeA)	2706-90-3	0.02	µg/L	<0.02	0.25 µg/L	101	72.0	129
EP231X: Perfluorohexanoic acid (PFHxA)	307-24-4	0.02	µg/L	<0.02	0.25 µg/L	104	72.0	129
EP231X: Perfluoroheptanoic acid (PFHpA)	375-85-9	0.02	µg/L	<0.02	0.25 µg/L	105	72.0	130
EP231X: Perfluorooctanoic acid (PFOA)	335-67-1	0.01	µg/L	<0.01	0.25 µg/L	101	71.0	133

Sub-Matrix: **WATER**

Method: Compound	CAS Number	LOR	Unit	Method Blank (MB) Report: Result	Laboratory Control Spike (LCS) Report: Spike Concentration	Spike Recovery (%): LCS	Acceptable Limits (%): Low	Acceptable Limits (%): High
EP231B: Perfluoroalkyl Carboxylic Acids (QCLot: 5833224) - continued								
EP231X: Perfluorononanoic acid (PFNA)	375-95-1	0.02	µg/L	<0.02	0.25 µg/L	109	69.0	130
EP231X: Perfluorodecanoic acid (PFDA)	335-76-2	0.02	µg/L	<0.02	0.25 µg/L	102	71.0	129
EP231X: Perfluoroundecanoic acid (PFUnDA)	2058-94-8	0.02	µg/L	<0.02	0.25 µg/L	103	69.0	133
EP231X: Perfluorododecanoic acid (PFDoDA)	307-55-1	0.02	µg/L	<0.02	0.25 µg/L	110	72.0	134
EP231X: Perfluorotridecanoic acid (PFTrDA)	72629-94-8	0.02	µg/L	<0.02	0.25 µg/L	111	65.0	144
EP231X: Perfluorotetradecanoic acid (PFTeDA)	376-06-7	0.05	µg/L	<0.05	0.625 µg/L	115	71.0	132
EP231B: Perfluoroalkyl Carboxylic Acids (QCLot: 5835968)								
EP231X: Perfluorobutanoic acid (PFBA)	375-22-4	0.1	µg/L	<0.1	1.25 µg/L	95.0	73.0	129
EP231X: Perfluoropentanoic acid (PFPeA)	2706-90-3	0.02	µg/L	<0.02	0.25 µg/L	102	72.0	129
EP231X: Perfluorohexanoic acid (PFHxA)	307-24-4	0.02	µg/L	<0.02	0.25 µg/L	97.5	72.0	129
EP231X: Perfluoroheptanoic acid (PFHpA)	375-85-9	0.02	µg/L	<0.02	0.25 µg/L	96.4	72.0	130
EP231X: Perfluorooctanoic acid (PFOA)	335-67-1	0.01	µg/L	<0.01	0.25 µg/L	100	71.0	133
EP231X: Perfluorononanoic acid (PFNA)	375-95-1	0.02	µg/L	<0.02	0.25 µg/L	94.4	69.0	130
EP231X: Perfluorodecanoic acid (PFDA)	335-76-2	0.02	µg/L	<0.02	0.25 µg/L	101	71.0	129
EP231X: Perfluoroundecanoic acid (PFUnDA)	2058-94-8	0.02	µg/L	<0.02	0.25 µg/L	100	69.0	133
EP231X: Perfluorododecanoic acid (PFDoDA)	307-55-1	0.02	µg/L	<0.02	0.25 µg/L	86.2	72.0	134
EP231X: Perfluorotridecanoic acid (PFTrDA)	72629-94-8	0.02	µg/L	<0.02	0.25 µg/L	91.0	65.0	144
EP231X: Perfluorotetradecanoic acid (PFTeDA)	376-06-7	0.05	µg/L	<0.05	0.625 µg/L	105	71.0	132
EP231B: Perfluoroalkyl Carboxylic Acids (QCLot: 5839680)								
EP231X: Perfluorobutanoic acid (PFBA)	375-22-4	0.1	µg/L	<0.1	1.25 µg/L	79.8	73.0	129
EP231X: Perfluoropentanoic acid (PFPeA)	2706-90-3	0.02	µg/L	<0.02	0.25 µg/L	85.2	72.0	129
EP231X: Perfluorohexanoic acid (PFHxA)	307-24-4	0.02	µg/L	<0.02	0.25 µg/L	89.5	72.0	129
EP231X: Perfluoroheptanoic acid (PFHpA)	375-85-9	0.02	µg/L	<0.02	0.25 µg/L	87.2	72.0	130
EP231X: Perfluorooctanoic acid (PFOA)	335-67-1	0.01	µg/L	<0.01	0.25 µg/L	93.0	71.0	133
EP231X: Perfluorononanoic acid (PFNA)	375-95-1	0.02	µg/L	<0.02	0.25 µg/L	89.4	69.0	130
EP231X: Perfluorodecanoic acid (PFDA)	335-76-2	0.02	µg/L	<0.02	0.25 µg/L	94.3	71.0	129
EP231X: Perfluoroundecanoic acid (PFUnDA)	2058-94-8	0.02	µg/L	<0.02	0.25 µg/L	100	69.0	133
EP231X: Perfluorododecanoic acid (PFDoDA)	307-55-1	0.02	µg/L	<0.02	0.25 µg/L	101	72.0	134
EP231X: Perfluorotridecanoic acid (PFTrDA)	72629-94-8	0.02	µg/L	<0.02	0.25 µg/L	106	65.0	144
EP231X: Perfluorotetradecanoic acid (PFTeDA)	376-06-7	0.05	µg/L	<0.05	0.625 µg/L	101	71.0	132
EP231C: Perfluoroalkyl Sulfonamides (QCLot: 5833224)								
EP231X: Perfluorooctane sulfonamide (FOSA)	754-91-6	0.02	µg/L	<0.02	0.25 µg/L	109	67.0	137
EP231X: N-Methyl perfluorooctane sulfonamide (MeFOSA)	31506-32-8	0.05	µg/L	<0.05	0.625 µg/L	94.1	68.0	141
EP231X: N-Ethyl perfluorooctane sulfonamide (EtFOSA)	4151-50-2	0.05	µg/L	<0.05	0.625 µg/L	105	62.6	147

Sub-Matrix: **WATER**

Method: Compound	CAS Number	LOR	Unit	Method Blank (MB) Report: Result	Laboratory Control Spike (LCS) Report: Spike Concentration	Spike Recovery (%): LCS	Acceptable Limits (%): Low	Acceptable Limits (%): High
EP231C: Perfluoroalkyl Sulfonamides (QCLot: 5833224) - continued								
EP231X: N-Methyl perfluorooctane sulfonamidoethanol (MeFOSE)	24448-09-7	0.05	µg/L	<0.05	0.625 µg/L	110	66.0	145
EP231X: N-Ethyl perfluorooctane sulfonamidoethanol (EtFOSE)	1691-99-2	0.05	µg/L	<0.05	0.625 µg/L	107	57.6	145
EP231X: N-Methyl perfluorooctane sulfonamidoacetic acid (MeFOSAA)	2355-31-9	0.02	µg/L	<0.02	0.25 µg/L	119	65.0	136
EP231X: N-Ethyl perfluorooctane sulfonamidoacetic acid (EtFOSAA)	2991-50-6	0.02	µg/L	<0.02	0.25 µg/L	107	61.0	135
EP231C: Perfluoroalkyl Sulfonamides (QCLot: 5835968)								
EP231X: Perfluorooctane sulfonamide (FOSA)	754-91-6	0.02	µg/L	<0.02	0.25 µg/L	108	67.0	137
EP231X: N-Methyl perfluorooctane sulfonamide (MeFOSA)	31506-32-8	0.05	µg/L	<0.05	0.625 µg/L	111	68.0	141
EP231X: N-Ethyl perfluorooctane sulfonamide (EtFOSA)	4151-50-2	0.05	µg/L	<0.05	0.625 µg/L	95.9	62.6	147
EP231X: N-Methyl perfluorooctane sulfonamidoethanol (MeFOSE)	24448-09-7	0.05	µg/L	<0.05	0.625 µg/L	94.1	66.0	145
EP231X: N-Ethyl perfluorooctane sulfonamidoethanol (EtFOSE)	1691-99-2	0.05	µg/L	<0.05	0.625 µg/L	104	57.6	145
EP231X: N-Methyl perfluorooctane sulfonamidoacetic acid (MeFOSAA)	2355-31-9	0.02	µg/L	<0.02	0.25 µg/L	112	65.0	136
EP231X: N-Ethyl perfluorooctane sulfonamidoacetic acid (EtFOSAA)	2991-50-6	0.02	µg/L	<0.02	0.25 µg/L	93.1	61.0	135
EP231C: Perfluoroalkyl Sulfonamides (QCLot: 5839680)								
EP231X: Perfluorooctane sulfonamide (FOSA)	754-91-6	0.02	µg/L	<0.02	0.25 µg/L	96.7	67.0	137
EP231X: N-Methyl perfluorooctane sulfonamide (MeFOSA)	31506-32-8	0.05	µg/L	<0.05	0.625 µg/L	105	68.0	141
EP231X: N-Ethyl perfluorooctane sulfonamide (EtFOSA)	4151-50-2	0.05	µg/L	<0.05	0.625 µg/L	89.1	62.6	147
EP231X: N-Methyl perfluorooctane sulfonamidoethanol (MeFOSE)	24448-09-7	0.05	µg/L	<0.05	0.625 µg/L	92.7	66.0	145
EP231X: N-Ethyl perfluorooctane sulfonamidoethanol (EtFOSE)	1691-99-2	0.05	µg/L	<0.05	0.625 µg/L	101	57.6	145
EP231X: N-Methyl perfluorooctane sulfonamidoacetic acid (MeFOSAA)	2355-31-9	0.02	µg/L	<0.02	0.25 µg/L	92.0	65.0	136
EP231X: N-Ethyl perfluorooctane sulfonamidoacetic acid (EtFOSAA)	2991-50-6	0.02	µg/L	<0.02	0.25 µg/L	84.4	61.0	135
EP231D: (n:2) Fluorotelomer Sulfonic Acids (QCLot: 5833224)								
EP231X: 4:2 Fluorotelomer sulfonic acid (4:2 FTS)	757124-72-4	0.05	µg/L	<0.05	0.25 µg/L	114	63.0	143
EP231X: 6:2 Fluorotelomer sulfonic acid (6:2 FTS)	27619-97-2	0.05	µg/L	<0.05	0.25 µg/L	109	64.0	140
EP231X: 8:2 Fluorotelomer sulfonic acid (8:2 FTS)	39108-34-4	0.05	µg/L	<0.05	0.25 µg/L	110	67.0	138
EP231X: 10:2 Fluorotelomer sulfonic acid (10:2 FTS)	120226-60-0	0.05	µg/L	<0.05	0.25 µg/L	120	71.4	144
EP231D: (n:2) Fluorotelomer Sulfonic Acids (QCLot: 5835968)								

Sub-Matrix: **WATER**

Method: Compound	CAS Number	LOR	Unit	Method Blank (MB) Report: Result	Laboratory Control Spike (LCS) Report: Spike Concentration	Spike Recovery (%): LCS	Acceptable Limits (%): Low	Acceptable Limits (%): High
EP231D: (n:2) Fluorotelomer Sulfonic Acids (QCLot: 5835968) - continued								
EP231X: 4:2 Fluorotelomer sulfonic acid (4:2 FTS)	757124-72-4	0.05	µg/L	<0.05	0.25 µg/L	92.0	63.0	143
EP231X: 6:2 Fluorotelomer sulfonic acid (6:2 FTS)	27619-97-2	0.05	µg/L	<0.05	0.25 µg/L	125	64.0	140
EP231X: 8:2 Fluorotelomer sulfonic acid (8:2 FTS)	39108-34-4	0.05	µg/L	<0.05	0.25 µg/L	114	67.0	138
EP231X: 10:2 Fluorotelomer sulfonic acid (10:2 FTS)	120226-60-0	0.05	µg/L	<0.05	0.25 µg/L	128	71.4	144
EP231D: (n:2) Fluorotelomer Sulfonic Acids (QCLot: 5839680)								
EP231X: 4:2 Fluorotelomer sulfonic acid (4:2 FTS)	757124-72-4	0.05	µg/L	<0.05	0.25 µg/L	85.4	63.0	143
EP231X: 6:2 Fluorotelomer sulfonic acid (6:2 FTS)	27619-97-2	0.05	µg/L	<0.05	0.25 µg/L	90.9	64.0	140
EP231X: 8:2 Fluorotelomer sulfonic acid (8:2 FTS)	39108-34-4	0.05	µg/L	<0.05	0.25 µg/L	82.9	67.0	138
EP231X: 10:2 Fluorotelomer sulfonic acid (10:2 FTS)	120226-60-0	0.05	µg/L	<0.05	0.25 µg/L	93.5	71.4	144

Matrix Spike (MS) Report

The quality control term Matrix Spike (MS) refers to an intralaboratory split sample spiked with a representative set of target analytes. The purpose of this QC parameter is to monitor potential matrix effects on analyte recoveries. Static Recovery Limits as per laboratory Data Quality Objectives (DQOs). Ideal recovery ranges stated may be waived in the event of sample matrix interference.

Sub-Matrix: **SOIL**

Laboratory sample ID	Sample ID	Method: Compound	CAS Number	Matrix Spike (MS) Report: Spike Concentration	SpikeRecovery(%): MS	Acceptable Limits (%): Low	Acceptable Limits (%): High
EP231A: Perfluoroalkyl Sulfonic Acids (QCLot: 5833418)							
ES2417909-001	Anonymous	EP231X: Perfluorobutane sulfonic acid (PFBS)	375-73-5	0.00125 mg/kg	107	72.0	128
		EP231X: Perfluoropentane sulfonic acid (PFPeS)	2706-91-4	0.00125 mg/kg	119	73.0	123
		EP231X: Perfluorohexane sulfonic acid (PFHxS)	355-46-4	0.00125 mg/kg	119	67.0	130
		EP231X: Perfluoroheptane sulfonic acid (PFHpS)	375-92-8	0.00125 mg/kg	111	70.0	132
		EP231X: Perfluorooctane sulfonic acid (PFOS)	1763-23-1	0.00125 mg/kg	83.9	68.0	136
		EP231X: Perfluorodecane sulfonic acid (PFDS)	335-77-3	0.00125 mg/kg	111	59.0	134
EP231A: Perfluoroalkyl Sulfonic Acids (QCLot: 5836598)							
ES2417922-029	0902_QC110_240528	EP231X: Perfluorobutane sulfonic acid (PFBS)	375-73-5	0.00125 mg/kg	95.5	72.0	128
		EP231X: Perfluoropentane sulfonic acid (PFPeS)	2706-91-4	0.00125 mg/kg	105	73.0	123
		EP231X: Perfluorohexane sulfonic acid (PFHxS)	355-46-4	0.00125 mg/kg	126	67.0	130
		EP231X: Perfluoroheptane sulfonic acid (PFHpS)	375-92-8	0.00125 mg/kg	95.1	70.0	132
		EP231X: Perfluorooctane sulfonic acid (PFOS)	1763-23-1	0.00125 mg/kg	# Not Determined	68.0	136
		EP231X: Perfluorodecane sulfonic acid (PFDS)	335-77-3	0.00125 mg/kg	103	59.0	134
EP231B: Perfluoroalkyl Carboxylic Acids (QCLot: 5833418)							
ES2417909-001	Anonymous	EP231X: Perfluorobutanoic acid (PFBA)	375-22-4	0.00625 mg/kg	111	71.0	135
		EP231X: Perfluoropentanoic acid (PFPeA)	2706-90-3	0.00125 mg/kg	115	69.0	132
		EP231X: Perfluorohexanoic acid (PFHxA)	307-24-4	0.00125 mg/kg	117	70.0	132
		EP231X: Perfluoroheptanoic acid (PFHpA)	375-85-9	0.00125 mg/kg	115	71.0	131

Sub-Matrix: **SOIL**

				Matrix Spike (MS) Report			
				Spike	SpikeRecovery(%)	Acceptable Limits (%)	
Laboratory sample ID	Sample ID	Method: Compound	CAS Number	Concentration	MS	Low	High
EP231B: Perfluoroalkyl Carboxylic Acids (QCLot: 5833418) - continued							
ES2417909-001	Anonymous	EP231X: Perfluorooctanoic acid (PFOA)	335-67-1	0.00125 mg/kg	113	69.0	133
		EP231X: Perfluorononanoic acid (PFNA)	375-95-1	0.00125 mg/kg	115	72.0	129
		EP231X: Perfluorodecanoic acid (PFDA)	335-76-2	0.00125 mg/kg	116	69.0	133
		EP231X: Perfluoroundecanoic acid (PFUnDA)	2058-94-8	0.00125 mg/kg	117	64.0	136
		EP231X: Perfluorododecanoic acid (PFDoDA)	307-55-1	0.00125 mg/kg	107	69.0	135
		EP231X: Perfluorotridecanoic acid (PFTrDA)	72629-94-8	0.00125 mg/kg	112	66.0	139
		EP231X: Perfluorotetradecanoic acid (PFTeDA)	376-06-7	0.00312 mg/kg	110	69.0	133
EP231B: Perfluoroalkyl Carboxylic Acids (QCLot: 5836598)							
ES2417922-029	0902_QC110_240528	EP231X: Perfluorobutanoic acid (PFBA)	375-22-4	0.00625 mg/kg	89.5	71.0	135
		EP231X: Perfluoropentanoic acid (PFPeA)	2706-90-3	0.00125 mg/kg	103	69.0	132
		EP231X: Perfluorohexanoic acid (PFHxA)	307-24-4	0.00125 mg/kg	118	70.0	132
		EP231X: Perfluoroheptanoic acid (PFHpA)	375-85-9	0.00125 mg/kg	101	71.0	131
		EP231X: Perfluorooctanoic acid (PFOA)	335-67-1	0.00125 mg/kg	107	69.0	133
		EP231X: Perfluorononanoic acid (PFNA)	375-95-1	0.00125 mg/kg	108	72.0	129
		EP231X: Perfluorodecanoic acid (PFDA)	335-76-2	0.00125 mg/kg	102	69.0	133
		EP231X: Perfluoroundecanoic acid (PFUnDA)	2058-94-8	0.00125 mg/kg	111	64.0	136
		EP231X: Perfluorododecanoic acid (PFDoDA)	307-55-1	0.00125 mg/kg	121	69.0	135
		EP231X: Perfluorotridecanoic acid (PFTrDA)	72629-94-8	0.00125 mg/kg	116	66.0	139
		EP231X: Perfluorotetradecanoic acid (PFTeDA)	376-06-7	0.00312 mg/kg	118	69.0	133
EP231C: Perfluoroalkyl Sulfonamides (QCLot: 5833418)							
ES2417909-001	Anonymous	EP231X: Perfluorooctane sulfonamide (FOSA)	754-91-6	0.00125 mg/kg	116	67.0	137
		EP231X: N-Methyl perfluorooctane sulfonamide (MeFOSA)	31506-32-8	0.00312 mg/kg	99.1	71.6	129
		EP231X: N-Ethyl perfluorooctane sulfonamide (EtFOSA)	4151-50-2	0.00312 mg/kg	94.0	69.8	131
		EP231X: N-Methyl perfluorooctane sulfonamidoethanol (MeFOSE)	24448-09-7	0.00312 mg/kg	102	68.7	130
		EP231X: N-Ethyl perfluorooctane sulfonamidoethanol (EtFOSE)	1691-99-2	0.00312 mg/kg	110	65.1	134
		EP231X: N-Methyl perfluorooctane sulfonamidoacetic acid (MeFOSAA)	2355-31-9	0.00125 mg/kg	103	63.0	144
		EP231X: N-Ethyl perfluorooctane sulfonamidoacetic acid (EtFOSAA)	2991-50-6	0.00125 mg/kg	102	61.0	139
EP231C: Perfluoroalkyl Sulfonamides (QCLot: 5836598)							
ES2417922-029	0902_QC110_240528	EP231X: Perfluorooctane sulfonamide (FOSA)	754-91-6	0.00125 mg/kg	102	67.0	137
		EP231X: N-Methyl perfluorooctane sulfonamide (MeFOSA)	31506-32-8	0.00312 mg/kg	114	71.6	129
		EP231X: N-Ethyl perfluorooctane sulfonamide (EtFOSA)	4151-50-2	0.00312 mg/kg	103	69.8	131
		EP231X: N-Methyl perfluorooctane sulfonamidoethanol (MeFOSE)	24448-09-7	0.00312 mg/kg	103	68.7	130

Sub-Matrix: **SOIL**

Laboratory sample ID	Sample ID	Method: Compound	CAS Number	Matrix Spike (MS) Report: Spike Concentration	SpikeRecovery(%) MS	Acceptable Limits (%) Low	High
EP231C: Perfluoroalkyl Sulfonamides (QCLot: 5836598) - continued							
ES2417922-029	0902_QC110_240528	EP231X: N-Ethyl perfluorooctane sulfonamidoethanol (EtFOSE)	1691-99-2	0.00312 mg/kg	104	65.1	134
		EP231X: N-Methyl perfluorooctane sulfonamidoacetic acid (MeFOSAA)	2355-31-9	0.00125 mg/kg	102	63.0	144
		EP231X: N-Ethyl perfluorooctane sulfonamidoacetic acid (EtFOSAA)	2991-50-6	0.00125 mg/kg	92.9	61.0	139
EP231D: (n:2) Fluorotelomer Sulfonic Acids (QCLot: 5833418)							
ES2417909-001	Anonymous	EP231X: 4:2 Fluorotelomer sulfonic acid (4:2 FTS)	757124-72-4	0.00125 mg/kg	112	62.0	145
		EP231X: 6:2 Fluorotelomer sulfonic acid (6:2 FTS)	27619-97-2	0.00125 mg/kg	88.6	64.0	140
		EP231X: 8:2 Fluorotelomer sulfonic acid (8:2 FTS)	39108-34-4	0.00125 mg/kg	112	65.0	137
		EP231X: 10:2 Fluorotelomer sulfonic acid (10:2 FTS)	120226-60-0	0.00125 mg/kg	110	69.2	143
EP231D: (n:2) Fluorotelomer Sulfonic Acids (QCLot: 5836598)							
ES2417922-029	0902_QC110_240528	EP231X: 4:2 Fluorotelomer sulfonic acid (4:2 FTS)	757124-72-4	0.00125 mg/kg	91.6	62.0	145
		EP231X: 6:2 Fluorotelomer sulfonic acid (6:2 FTS)	27619-97-2	0.00125 mg/kg	103	64.0	140
		EP231X: 8:2 Fluorotelomer sulfonic acid (8:2 FTS)	39108-34-4	0.00125 mg/kg	105	65.0	137
		EP231X: 10:2 Fluorotelomer sulfonic acid (10:2 FTS)	120226-60-0	0.00125 mg/kg	111	69.2	143

Sub-Matrix: **WATER**

Laboratory sample ID	Sample ID	Method: Compound	CAS Number	Matrix Spike (MS) Report: Spike Concentration	SpikeRecovery(%) MS	Acceptable Limits (%) Low	High
EP231A: Perfluoroalkyl Sulfonic Acids (QCLot: 5833224)							
ES2417910-005	Anonymous	EP231X: Perfluorobutane sulfonic acid (PFBS)	375-73-5	0.25 µg/L	74.1	72.0	130
		EP231X: Perfluoropentane sulfonic acid (PFPeS)	2706-91-4	0.25 µg/L	90.8	71.0	127
		EP231X: Perfluorohexane sulfonic acid (PFHxS)	355-46-4	0.25 µg/L	# Not Determined	68.0	131
		EP231X: Perfluoroheptane sulfonic acid (PFHpS)	375-92-8	0.25 µg/L	110	69.0	134
		EP231X: Perfluorooctane sulfonic acid (PFOS)	1763-23-1	0.25 µg/L	# Not Determined	65.0	140
		EP231X: Perfluorodecane sulfonic acid (PFDS)	335-77-3	0.25 µg/L	95.6	53.0	142
EP231A: Perfluoroalkyl Sulfonic Acids (QCLot: 5835968)							
ES2417922-026	0902_QC103_240522	EP231X: Perfluorobutane sulfonic acid (PFBS)	375-73-5	0.25 µg/L	88.3	72.0	130
		EP231X: Perfluoropentane sulfonic acid (PFPeS)	2706-91-4	0.25 µg/L	104	71.0	127
		EP231X: Perfluorohexane sulfonic acid (PFHxS)	355-46-4	0.25 µg/L	90.5	68.0	131
		EP231X: Perfluoroheptane sulfonic acid (PFHpS)	375-92-8	0.25 µg/L	102	69.0	134
		EP231X: Perfluorooctane sulfonic acid (PFOS)	1763-23-1	0.25 µg/L	86.3	65.0	140
		EP231X: Perfluorodecane sulfonic acid (PFDS)	335-77-3	0.25 µg/L	92.7	53.0	142
EP231B: Perfluoroalkyl Carboxylic Acids (QCLot: 5833224)							
ES2417910-005	Anonymous	EP231X: Perfluorobutanoic acid (PFBA)	375-22-4	1.25 µg/L	98.7	73.0	129

Sub-Matrix: **WATER**

				Matrix Spike (MS) Report			
				Spike	SpikeRecovery(%)	Acceptable Limits (%)	
Laboratory sample ID	Sample ID	Method: Compound	CAS Number	Concentration	MS	Low	High
EP231B: Perfluoroalkyl Carboxylic Acids (QCLot: 5833224) - continued							
ES2417910-005	Anonymous	EP231X: Perfluoropentanoic acid (PFPeA)	2706-90-3	0.25 µg/L	94.9	72.0	129
		EP231X: Perfluorohexanoic acid (PFHxA)	307-24-4	0.25 µg/L	72.1	72.0	129
		EP231X: Perfluoroheptanoic acid (PFHpA)	375-85-9	0.25 µg/L	99.4	72.0	130
		EP231X: Perfluorooctanoic acid (PFOA)	335-67-1	0.25 µg/L	80.3	71.0	133
		EP231X: Perfluorononanoic acid (PFNA)	375-95-1	0.25 µg/L	104	69.0	130
		EP231X: Perfluorodecanoic acid (PFDA)	335-76-2	0.25 µg/L	96.7	71.0	129
		EP231X: Perfluoroundecanoic acid (PFUnDA)	2058-94-8	0.25 µg/L	99.0	69.0	133
		EP231X: Perfluorododecanoic acid (PFDoDA)	307-55-1	0.25 µg/L	108	72.0	134
		EP231X: Perfluorotridecanoic acid (PFTrDA)	72629-94-8	0.25 µg/L	111	65.0	144
		EP231X: Perfluorotetradecanoic acid (PFTeDA)	376-06-7	0.625 µg/L	107	71.0	132
EP231B: Perfluoroalkyl Carboxylic Acids (QCLot: 5835968)							
ES2417922-026	0902_QC103_240522	EP231X: Perfluorobutanoic acid (PFBA)	375-22-4	1.25 µg/L	95.5	73.0	129
		EP231X: Perfluoropentanoic acid (PFPeA)	2706-90-3	0.25 µg/L	106	72.0	129
		EP231X: Perfluorohexanoic acid (PFHxA)	307-24-4	0.25 µg/L	96.8	72.0	129
		EP231X: Perfluoroheptanoic acid (PFHpA)	375-85-9	0.25 µg/L	99.0	72.0	130
		EP231X: Perfluorooctanoic acid (PFOA)	335-67-1	0.25 µg/L	99.3	71.0	133
		EP231X: Perfluorononanoic acid (PFNA)	375-95-1	0.25 µg/L	97.5	69.0	130
		EP231X: Perfluorodecanoic acid (PFDA)	335-76-2	0.25 µg/L	98.4	71.0	129
		EP231X: Perfluoroundecanoic acid (PFUnDA)	2058-94-8	0.25 µg/L	99.8	69.0	133
		EP231X: Perfluorododecanoic acid (PFDoDA)	307-55-1	0.25 µg/L	95.1	72.0	134
		EP231X: Perfluorotridecanoic acid (PFTrDA)	72629-94-8	0.25 µg/L	95.6	65.0	144
		EP231X: Perfluorotetradecanoic acid (PFTeDA)	376-06-7	0.625 µg/L	103	71.0	132
EP231C: Perfluoroalkyl Sulfonamides (QCLot: 5833224)							
ES2417910-005	Anonymous	EP231X: Perfluorooctane sulfonamide (FOSA)	754-91-6	0.25 µg/L	104	67.0	137
		EP231X: N-Methyl perfluorooctane sulfonamide (MeFOSA)	31506-32-8	0.625 µg/L	98.0	68.0	141
		EP231X: N-Ethyl perfluorooctane sulfonamide (EtFOSA)	4151-50-2	0.625 µg/L	97.8	62.6	147
		EP231X: N-Methyl perfluorooctane sulfonamidoethanol (MeFOSE)	24448-09-7	0.625 µg/L	106	66.0	145
		EP231X: N-Ethyl perfluorooctane sulfonamidoethanol (EtFOSE)	1691-99-2	0.625 µg/L	103	57.6	145
		EP231X: N-Methyl perfluorooctane sulfonamidoacetic acid (MeFOSAA)	2355-31-9	0.25 µg/L	110	65.0	136
		EP231X: N-Ethyl perfluorooctane sulfonamidoacetic acid (EtFOSAA)	2991-50-6	0.25 µg/L	93.5	61.0	135
EP231C: Perfluoroalkyl Sulfonamides (QCLot: 5835968)							
ES2417922-026	0902_QC103_240522	EP231X: Perfluorooctane sulfonamide (FOSA)	754-91-6	0.25 µg/L	106	67.0	137
		EP231X: N-Methyl perfluorooctane sulfonamide (MeFOSA)	31506-32-8	0.625 µg/L	99.4	68.0	141

Sub-Matrix: **WATER**

				Matrix Spike (MS) Report			
				Spike	SpikeRecovery(%)	Acceptable Limits (%)	
Laboratory sample ID	Sample ID	Method: Compound	CAS Number	Concentration	MS	Low	High
EP231C: Perfluoroalkyl Sulfonamides (QCLot: 5835968) - continued							
ES2417922-026	0902_QC103_240522	EP231X: N-Ethyl perfluorooctane sulfonamide (EtFOSA)	4151-50-2	0.625 µg/L	102	62.6	147
		EP231X: N-Methyl perfluorooctane sulfonamidoethanol (MeFOSE)	24448-09-7	0.625 µg/L	103	66.0	145
		EP231X: N-Ethyl perfluorooctane sulfonamidoethanol (EtFOSE)	1691-99-2	0.625 µg/L	106	57.6	145
		EP231X: N-Methyl perfluorooctane sulfonamidoacetic acid (MeFOSAA)	2355-31-9	0.25 µg/L	93.7	65.0	136
		EP231X: N-Ethyl perfluorooctane sulfonamidoacetic acid (EtFOSAA)	2991-50-6	0.25 µg/L	103	61.0	135
EP231D: (n:2) Fluorotelomer Sulfonic Acids (QCLot: 5833224)							
ES2417910-005	Anonymous	EP231X: 4:2 Fluorotelomer sulfonic acid (4:2 FTS)	757124-72-4	0.25 µg/L	95.7	63.0	143
		EP231X: 6:2 Fluorotelomer sulfonic acid (6:2 FTS)	27619-97-2	0.25 µg/L	86.5	64.0	140
		EP231X: 8:2 Fluorotelomer sulfonic acid (8:2 FTS)	39108-34-4	0.25 µg/L	83.0	67.0	138
		EP231X: 10:2 Fluorotelomer sulfonic acid (10:2 FTS)	120226-60-0	0.25 µg/L	98.6	71.4	144
EP231D: (n:2) Fluorotelomer Sulfonic Acids (QCLot: 5835968)							
ES2417922-026	0902_QC103_240522	EP231X: 4:2 Fluorotelomer sulfonic acid (4:2 FTS)	757124-72-4	0.25 µg/L	78.0	63.0	143
		EP231X: 6:2 Fluorotelomer sulfonic acid (6:2 FTS)	27619-97-2	0.25 µg/L	122	64.0	140
		EP231X: 8:2 Fluorotelomer sulfonic acid (8:2 FTS)	39108-34-4	0.25 µg/L	87.1	67.0	138
		EP231X: 10:2 Fluorotelomer sulfonic acid (10:2 FTS)	120226-60-0	0.25 µg/L	92.5	71.4	144

QA/QC Compliance Assessment to assist with Quality Review

Work Order	: **ES2417922**	Page	: 1 of 10
Amendment	: **2**		
Client	: **AECOM AUSTRALIA PTY LTD**	Laboratory	: Environmental Division Sydney
Contact	: [redacted]	Telephone	: [redacted]
Project	: NSW_0902_PFASOMP_24	Date Samples Received	: 31-May-2024
Site	: 0902 - SW/SD	Issue Date	: 18-Jul-2024
Sampler	: [redacted]	No. of samples received	: 31
Order number	: 60612562_5.1	No. of samples analysed	: 31

This report is automatically generated by the ALS LIMS through interpretation of the ALS Quality Control Report and several Quality Assurance parameters measured by ALS. This automated reporting highlights any non-conformances, facilitates faster and more accurate data validation and is designed to assist internal expert and external Auditor review. Many components of this report contribute to the overall DQO assessment and reporting for guideline compliance.

Brief method summaries and references are also provided to assist in traceability.

Summary of Outliers

Outliers : Quality Control Samples

This report highlights outliers flagged in the Quality Control (QC) Report.

- **NO Method Blank value outliers occur.**
- **NO Duplicate outliers occur.**
- **NO Laboratory Control outliers occur.**
- **Matrix Spike outliers exist - please see following pages for full details.**
- **For all regular sample matrices, where applicable to the methodology, NO surrogate recovery outliers occur.**

Outliers : Analysis Holding Time Compliance

- **Analysis Holding Time Outliers exist - please see following pages for full details.**

Outliers : Frequency of Quality Control Samples

- **NO Quality Control Sample Frequency Outliers exist.**

Outliers : Quality Control Samples

Duplicates, Method Blanks, Laboratory Control Samples and Matrix Spikes

Matrix: **SOIL**

Compound Group Name	Laboratory Sample ID	Client Sample ID	Analyte	CAS Number	Data	Limits	Comment
Matrix Spike (MS) Recoveries							
EP231A: Perfluoroalkyl Sulfonic Acids	ES2417922--029	0902_QC110_240528	**Perfluorooctane sulfonic acid (PFOS)**	1763-23-1	Not Determined	----	**MS recovery not determined, background level greater than or equal to 4x spike level.**

Matrix: **WATER**

Compound Group Name	Laboratory Sample ID	Client Sample ID	Analyte	CAS Number	Data	Limits	Comment
Matrix Spike (MS) Recoveries							
EP231A: Perfluoroalkyl Sulfonic Acids	ES2417910--005	Anonymous	**Perfluorohexane sulfonic acid (PFHxS)**	355-46-4	Not Determined	----	**MS recovery not determined, background level greater than or equal to 4x spike level.**
EP231A: Perfluoroalkyl Sulfonic Acids	ES2417910--005	Anonymous	**Perfluorooctane sulfonic acid (PFOS)**	1763-23-1	Not Determined	----	**MS recovery not determined, background level greater than or equal to 4x spike level.**

Outliers : Analysis Holding Time Compliance

Matrix: **SOIL**

Method / **Container** / Client Sample ID(s)	Extraction / Preparation: Date extracted	Extraction / Preparation: Due for extraction	Extraction / Preparation: Days overdue	Analysis: Date analysed	Analysis: Due for analysis	Analysis: Days overdue
EA055: Moisture Content (Dried @ 105-110°C)						
HDPE Soil Jar 0902_SD002_240522, 0902_SD003_240522, 0902_QC104_240522	----	----	----	06-Jun-2024	05-Jun-2024	**1**

Analysis Holding Time Compliance

If samples are identified below as having been analysed or extracted outside of recommended holding times, this should be taken into consideration when interpreting results.

This report summarizes extraction / preparation and analysis times and compares each with ALS recommended holding times (referencing USEPA SW 846, APHA, AS and NEPM) based on the sample container provided. Dates reported represent first date of extraction or analysis and preclude subsequent dilutions and reruns. A listing of breaches (if any) is provided herein.

Holding time for leachate methods (e.g. TCLP) vary according to the analytes reported. Assessment compares the leach date with the shortest analyte holding time for the equivalent soil method. These are: organics 14 days, mercury 28 days & other metals 180 days. A recorded breach does not guarantee a breach for all non-volatile parameters.

Holding times for ***VOC in soils*** vary according to analytes of interest. Vinyl Chloride and Styrene holding time is 7 days; others 14 days. A recorded breach does not guarantee a breach for all VOC analytes and should be verified in case the reported breach is a false positive or Vinyl Chloride and Styrene are not key analytes of interest/concern.

Matrix: **SOIL**

Evaluation: × = Holding time breach ; ✓ = Within holding time.

Method / *Container* / *Client Sample ID(s)*	*Sample Date*	Extraction / Preparation: *Date extracted*	Extraction / Preparation: *Due for extraction*	Extraction / Preparation: *Evaluation*	Analysis: *Date analysed*	Analysis: *Due for analysis*	Analysis: *Evaluation*

Matrix: **SOIL**

Evaluation: × = Holding time breach ; ✓ = Within holding time.

Method / Container / Client Sample ID(s)	Sample Date	Extraction / Preparation			Analysis		
		Date extracted	Due for extraction	Evaluation	Date analysed	Due for analysis	Evaluation
EA055: Moisture Content (Dried @ 105-110°C)							
HDPE Soil Jar (EA055) 0902_SD002_240522, 0902_SD003_240522, 0902_QC104_240522	**22-May-2024**	**----**	----	----	**06-Jun-2024**	05-Jun-2024	×
HDPE Soil Jar (EA055) 0902_SD020_240523, 0902_SD022_240523, 0902_SD024_240523, 0902_SD030_240523, 0902_QC106_240523	**23-May-2024**	**----**	----	----	**06-Jun-2024**	06-Jun-2024	✓
HDPE Soil Jar (EA055) 0902_SD001_240524	**24-May-2024**	**----**	----	----	**06-Jun-2024**	07-Jun-2024	✓
HDPE Soil Jar (EA055) 0902_SD015_240528, 0902_SD016_240528, 0902_SD018_240528, 0902_SD019_240528, 0902_SD023_240528, 0902_QC110_240528	**28-May-2024**	**----**	----	----	**06-Jun-2024**	11-Jun-2024	✓
EP231A: Perfluoroalkyl Sulfonic Acids							
HDPE Soil Jar (EP231X) 0902_SD002_240522, 0902_SD003_240522, 0902_QC104_240522	**22-May-2024**	**05-Jun-2024**	18-Nov-2024	✓	**11-Jun-2024**	15-Jul-2024	✓
HDPE Soil Jar (EP231X) 0902_SD020_240523, 0902_SD022_240523, 0902_SD024_240523, 0902_SD030_240523, 0902_QC106_240523	**23-May-2024**	**05-Jun-2024**	19-Nov-2024	✓	**11-Jun-2024**	15-Jul-2024	✓
HDPE Soil Jar (EP231X) 0902_SD001_240524	**24-May-2024**	**05-Jun-2024**	20-Nov-2024	✓	**11-Jun-2024**	15-Jul-2024	✓
HDPE Soil Jar (EP231X) 0902_QC110_240528	**28-May-2024**	**05-Jun-2024**	24-Nov-2024	✓	**07-Jun-2024**	15-Jul-2024	✓
HDPE Soil Jar (EP231X) 0902_SD015_240528, 0902_SD016_240528, 0902_SD018_240528, 0902_SD019_240528, 0902_SD023_240528	**28-May-2024**	**05-Jun-2024**	24-Nov-2024	✓	**11-Jun-2024**	15-Jul-2024	✓

Matrix: **SOIL**

Evaluation: × = Holding time breach ; ✓ = Within holding time.

Method / Container / Client Sample ID(s)	Sample Date	Extraction / Preparation			Analysis		
		Date extracted	Due for extraction	Evaluation	Date analysed	Due for analysis	Evaluation
EP231B: Perfluoroalkyl Carboxylic Acids							
HDPE Soil Jar (EP231X) 0902_SD002_240522, 0902_SD003_240522, 0902_QC104_240522	**22-May-2024**	**05-Jun-2024**	18-Nov-2024	✓	**11-Jun-2024**	15-Jul-2024	✓
HDPE Soil Jar (EP231X) 0902_SD020_240523, 0902_SD022_240523, 0902_SD024_240523, 0902_SD030_240523, 0902_QC106_240523	**23-May-2024**	**05-Jun-2024**	19-Nov-2024	✓	**11-Jun-2024**	15-Jul-2024	✓
HDPE Soil Jar (EP231X) 0902_SD001_240524	**24-May-2024**	**05-Jun-2024**	20-Nov-2024	✓	**11-Jun-2024**	15-Jul-2024	✓
HDPE Soil Jar (EP231X) 0902_QC110_240528	**28-May-2024**	**05-Jun-2024**	24-Nov-2024	✓	**07-Jun-2024**	15-Jul-2024	✓
HDPE Soil Jar (EP231X) 0902_SD015_240528, 0902_SD016_240528, 0902_SD018_240528, 0902_SD019_240528, 0902_SD023_240528	**28-May-2024**	**05-Jun-2024**	24-Nov-2024	✓	**11-Jun-2024**	15-Jul-2024	✓
EP231C: Perfluoroalkyl Sulfonamides							
HDPE Soil Jar (EP231X) 0902_SD002_240522, 0902_SD003_240522, 0902_QC104_240522	**22-May-2024**	**05-Jun-2024**	18-Nov-2024	✓	**11-Jun-2024**	15-Jul-2024	✓
HDPE Soil Jar (EP231X) 0902_SD020_240523, 0902_SD022_240523, 0902_SD024_240523, 0902_SD030_240523, 0902_QC106_240523	**23-May-2024**	**05-Jun-2024**	19-Nov-2024	✓	**11-Jun-2024**	15-Jul-2024	✓
HDPE Soil Jar (EP231X) 0902_SD001_240524	**24-May-2024**	**05-Jun-2024**	20-Nov-2024	✓	**11-Jun-2024**	15-Jul-2024	✓
HDPE Soil Jar (EP231X) 0902_QC110_240528	**28-May-2024**	**05-Jun-2024**	24-Nov-2024	✓	**07-Jun-2024**	15-Jul-2024	✓
HDPE Soil Jar (EP231X) 0902_SD015_240528, 0902_SD016_240528, 0902_SD018_240528, 0902_SD019_240528, 0902_SD023_240528	**28-May-2024**	**05-Jun-2024**	24-Nov-2024	✓	**11-Jun-2024**	15-Jul-2024	✓

Matrix: **SOIL**

Evaluation: × = Holding time breach ; ✓ = Within holding time.

Method / Container / Client Sample ID(s)	Sample Date	Extraction / Preparation			Analysis		
		Date extracted	Due for extraction	Evaluation	Date analysed	Due for analysis	Evaluation
EP231D: (n:2) Fluorotelomer Sulfonic Acids							
HDPE Soil Jar (EP231X) 0902_SD002_240522, 0902_SD003_240522, 0902_QC104_240522	**22-May-2024**	**05-Jun-2024**	18-Nov-2024	✓	**11-Jun-2024**	15-Jul-2024	✓
HDPE Soil Jar (EP231X) 0902_SD020_240523, 0902_SD022_240523, 0902_SD024_240523, 0902_SD030_240523, 0902_QC106_240523	**23-May-2024**	**05-Jun-2024**	19-Nov-2024	✓	**11-Jun-2024**	15-Jul-2024	✓
HDPE Soil Jar (EP231X) 0902_SD001_240524	**24-May-2024**	**05-Jun-2024**	20-Nov-2024	✓	**11-Jun-2024**	15-Jul-2024	✓
HDPE Soil Jar (EP231X) 0902_QC110_240528	**28-May-2024**	**05-Jun-2024**	24-Nov-2024	✓	**07-Jun-2024**	15-Jul-2024	✓
HDPE Soil Jar (EP231X) 0902_SD015_240528, 0902_SD016_240528, 0902_SD018_240528, 0902_SD019_240528, 0902_SD023_240528	**28-May-2024**	**05-Jun-2024**	24-Nov-2024	✓	**11-Jun-2024**	15-Jul-2024	✓
EP231P: PFAS Sums							
HDPE Soil Jar (EP231X) 0902_SD002_240522, 0902_SD003_240522, 0902_QC104_240522	**22-May-2024**	**05-Jun-2024**	18-Nov-2024	✓	**11-Jun-2024**	15-Jul-2024	✓
HDPE Soil Jar (EP231X) 0902_SD020_240523, 0902_SD022_240523, 0902_SD024_240523, 0902_SD030_240523, 0902_QC106_240523	**23-May-2024**	**05-Jun-2024**	19-Nov-2024	✓	**11-Jun-2024**	15-Jul-2024	✓
HDPE Soil Jar (EP231X) 0902_SD001_240524	**24-May-2024**	**05-Jun-2024**	20-Nov-2024	✓	**11-Jun-2024**	15-Jul-2024	✓
HDPE Soil Jar (EP231X) 0902_QC110_240528	**28-May-2024**	**05-Jun-2024**	24-Nov-2024	✓	**07-Jun-2024**	15-Jul-2024	✓
HDPE Soil Jar (EP231X) 0902_SD015_240528, 0902_SD016_240528, 0902_SD018_240528, 0902_SD019_240528, 0902_SD023_240528	**28-May-2024**	**05-Jun-2024**	24-Nov-2024	✓	**11-Jun-2024**	15-Jul-2024	✓

Matrix: **WATER**

Evaluation: × = Holding time breach ; ✓ = Within holding time.

Method / Container / Client Sample ID(s)	Sample Date	Extraction / Preparation			Analysis		
		Date extracted	Due for extraction	Evaluation	Date analysed	Due for analysis	Evaluation

Matrix: **WATER**

Evaluation: × = Holding time breach ; ✓ = Within holding time.

Method / Container / Client Sample ID(s)		Sample Date	Extraction / Preparation			Analysis		
			Date extracted	Due for extraction	Evaluation	Date analysed	Due for analysis	Evaluation
EP231A: Perfluoroalkyl Sulfonic Acids								
HDPE (no PTFE) (EP231X) 0902_SW002_240522,	0902_SW003_240522	22-May-2024	05-Jun-2024	18-Nov-2024	✓	07-Jun-2024	18-Nov-2024	✓
HDPE (no PTFE) (EP231X) 0902_SW037_240522,	0902_QC103_240522	22-May-2024	05-Jun-2024	18-Nov-2024	✓	11-Jun-2024	18-Nov-2024	✓
HDPE (no PTFE) (EP231X) 0902_SW020_240523, 0902_SW024_240523,	0902_SW022_240523, 0902_SW030_240523	23-May-2024	05-Jun-2024	19-Nov-2024	✓	07-Jun-2024	19-Nov-2024	✓
HDPE (no PTFE) (EP231X) 0902_QC107_240524		24-May-2024	05-Jun-2024	20-Nov-2024	✓	11-Jun-2024	20-Nov-2024	✓
HDPE (no PTFE) (EP231X) 0902_SW001_240524		24-May-2024	07-Jun-2024	20-Nov-2024	✓	07-Jun-2024	20-Nov-2024	✓
HDPE (no PTFE) (EP231X) 0902_SW015_240528, 0902_SW018_240528, 0902_SW023_240528	0902_SW016_240528, 0902_SW019_240528,	28-May-2024	05-Jun-2024	24-Nov-2024	✓	07-Jun-2024	24-Nov-2024	✓
HDPE (no PTFE) (EP231X) 0902_QC111_240528		28-May-2024	05-Jun-2024	24-Nov-2024	✓	11-Jun-2024	24-Nov-2024	✓
EP231B: Perfluoroalkyl Carboxylic Acids								
HDPE (no PTFE) (EP231X) 0902_SW002_240522,	0902_SW003_240522	22-May-2024	05-Jun-2024	18-Nov-2024	✓	07-Jun-2024	18-Nov-2024	✓
HDPE (no PTFE) (EP231X) 0902_SW037_240522,	0902_QC103_240522	22-May-2024	05-Jun-2024	18-Nov-2024	✓	11-Jun-2024	18-Nov-2024	✓
HDPE (no PTFE) (EP231X) 0902_SW020_240523, 0902_SW024_240523,	0902_SW022_240523, 0902_SW030_240523	23-May-2024	05-Jun-2024	19-Nov-2024	✓	07-Jun-2024	19-Nov-2024	✓
HDPE (no PTFE) (EP231X) 0902_QC107_240524		24-May-2024	05-Jun-2024	20-Nov-2024	✓	11-Jun-2024	20-Nov-2024	✓
HDPE (no PTFE) (EP231X) 0902_SW001_240524		24-May-2024	07-Jun-2024	20-Nov-2024	✓	07-Jun-2024	20-Nov-2024	✓
HDPE (no PTFE) (EP231X) 0902_SW015_240528, 0902_SW018_240528, 0902_SW023_240528	0902_SW016_240528, 0902_SW019_240528,	28-May-2024	05-Jun-2024	24-Nov-2024	✓	07-Jun-2024	24-Nov-2024	✓
HDPE (no PTFE) (EP231X) 0902_QC111_240528		28-May-2024	05-Jun-2024	24-Nov-2024	✓	11-Jun-2024	24-Nov-2024	✓

Matrix: **WATER**

Evaluation: × = Holding time breach ; ✓ = Within holding time.

Method / Container / Client Sample ID(s)		Sample Date	Extraction / Preparation			Analysis		
			Date extracted	Due for extraction	Evaluation	Date analysed	Due for analysis	Evaluation
EP231C: Perfluoroalkyl Sulfonamides								
HDPE (no PTFE) (EP231X) 0902_SW002_240522,	0902_SW003_240522	**22-May-2024**	**05-Jun-2024**	18-Nov-2024	✓	**07-Jun-2024**	18-Nov-2024	✓
HDPE (no PTFE) (EP231X) 0902_SW037_240522,	0902_QC103_240522	**22-May-2024**	**05-Jun-2024**	18-Nov-2024	✓	**11-Jun-2024**	18-Nov-2024	✓
HDPE (no PTFE) (EP231X) 0902_SW020_240523, 0902_SW024_240523,	0902_SW022_240523, 0902_SW030_240523	**23-May-2024**	**05-Jun-2024**	19-Nov-2024	✓	**07-Jun-2024**	19-Nov-2024	✓
HDPE (no PTFE) (EP231X) 0902_QC107_240524		**24-May-2024**	**05-Jun-2024**	20-Nov-2024	✓	**11-Jun-2024**	20-Nov-2024	✓
HDPE (no PTFE) (EP231X) 0902_SW001_240524		**24-May-2024**	**07-Jun-2024**	20-Nov-2024	✓	**07-Jun-2024**	20-Nov-2024	✓
HDPE (no PTFE) (EP231X) 0902_SW015_240528, 0902_SW018_240528, 0902_SW023_240528	0902_SW016_240528, 0902_SW019_240528,	**28-May-2024**	**05-Jun-2024**	24-Nov-2024	✓	**07-Jun-2024**	24-Nov-2024	✓
HDPE (no PTFE) (EP231X) 0902_QC111_240528		**28-May-2024**	**05-Jun-2024**	24-Nov-2024	✓	**11-Jun-2024**	24-Nov-2024	✓
EP231D: (n:2) Fluorotelomer Sulfonic Acids								
HDPE (no PTFE) (EP231X) 0902_SW002_240522,	0902_SW003_240522	**22-May-2024**	**05-Jun-2024**	18-Nov-2024	✓	**07-Jun-2024**	18-Nov-2024	✓
HDPE (no PTFE) (EP231X) 0902_SW037_240522,	0902_QC103_240522	**22-May-2024**	**05-Jun-2024**	18-Nov-2024	✓	**11-Jun-2024**	18-Nov-2024	✓
HDPE (no PTFE) (EP231X) 0902_SW020_240523, 0902_SW024_240523,	0902_SW022_240523, 0902_SW030_240523	**23-May-2024**	**05-Jun-2024**	19-Nov-2024	✓	**07-Jun-2024**	19-Nov-2024	✓
HDPE (no PTFE) (EP231X) 0902_QC107_240524		**24-May-2024**	**05-Jun-2024**	20-Nov-2024	✓	**11-Jun-2024**	20-Nov-2024	✓
HDPE (no PTFE) (EP231X) 0902_SW001_240524		**24-May-2024**	**07-Jun-2024**	20-Nov-2024	✓	**07-Jun-2024**	20-Nov-2024	✓
HDPE (no PTFE) (EP231X) 0902_SW015_240528, 0902_SW018_240528, 0902_SW023_240528	0902_SW016_240528, 0902_SW019_240528,	**28-May-2024**	**05-Jun-2024**	24-Nov-2024	✓	**07-Jun-2024**	24-Nov-2024	✓
HDPE (no PTFE) (EP231X) 0902_QC111_240528		**28-May-2024**	**05-Jun-2024**	24-Nov-2024	✓	**11-Jun-2024**	24-Nov-2024	✓

Matrix: **WATER**

Evaluation: × = Holding time breach ; ✓ = Within holding time.

Method / Container / Client Sample ID(s)		Sample Date	Extraction / Preparation			Analysis		
			Date extracted	Due for extraction	Evaluation	Date analysed	Due for analysis	Evaluation
EP231P: PFAS Sums								
HDPE (no PTFE) (EP231X) 0902_SW002_240522,	0902_SW003_240522	**22-May-2024**	**05-Jun-2024**	18-Nov-2024	✓	**07-Jun-2024**	18-Nov-2024	✓
HDPE (no PTFE) (EP231X) 0902_SW037_240522,	0902_QC103_240522	**22-May-2024**	**05-Jun-2024**	18-Nov-2024	✓	**11-Jun-2024**	18-Nov-2024	✓
HDPE (no PTFE) (EP231X) 0902_SW020_240523, 0902_SW024_240523,	0902_SW022_240523, 0902_SW030_240523	**23-May-2024**	**05-Jun-2024**	19-Nov-2024	✓	**07-Jun-2024**	19-Nov-2024	✓
HDPE (no PTFE) (EP231X) 0902_QC107_240524		**24-May-2024**	**05-Jun-2024**	20-Nov-2024	✓	**11-Jun-2024**	20-Nov-2024	✓
HDPE (no PTFE) (EP231X) 0902_SW001_240524		**24-May-2024**	**07-Jun-2024**	20-Nov-2024	✓	**07-Jun-2024**	20-Nov-2024	✓
HDPE (no PTFE) (EP231X) 0902_SW015_240528, 0902_SW018_240528, 0902_SW023_240528	0902_SW016_240528, 0902_SW019_240528,	**28-May-2024**	**05-Jun-2024**	24-Nov-2024	✓	**07-Jun-2024**	24-Nov-2024	✓
HDPE (no PTFE) (EP231X) 0902_QC111_240528		**28-May-2024**	**05-Jun-2024**	24-Nov-2024	✓	**11-Jun-2024**	24-Nov-2024	✓

Quality Control Parameter Frequency Compliance

The following report summarises the frequency of laboratory QC samples analysed within the analytical lot(s) in which the submitted sample(s) was(were) processed. Actual rate should be greater than or equal to the expected rate. A listing of breaches is provided in the Summary of Outliers.

Matrix: **SOIL**

Evaluation: × = Quality Control frequency not within specification ; ✓ = Quality Control frequency within specification.

Quality Control Sample Type		Count		Rate (%)			Quality Control Specification
Analytical Methods	*Method*	*QC*	*Regular*	***Actual***	***Expected***	*Evaluation*	
Laboratory Duplicates (DUP)							
Moisture Content	EA055	4	40	**10.00**	**10.00**	✓	NEPM 2013 B3 & ALS QC Standard
Per- and Polyfluoroalkyl Substances (PFAS) by LCMSMS	EP231X	3	29	**10.34**	**10.00**	✓	NEPM 2013 B3 & ALS QC Standard
Laboratory Control Samples (LCS)							
Per- and Polyfluoroalkyl Substances (PFAS) by LCMSMS	EP231X	2	29	**6.90**	**5.00**	✓	NEPM 2013 B3 & ALS QC Standard
Method Blanks (MB)							
Per- and Polyfluoroalkyl Substances (PFAS) by LCMSMS	EP231X	2	29	**6.90**	**5.00**	✓	NEPM 2013 B3 & ALS QC Standard
Matrix Spikes (MS)							
Per- and Polyfluoroalkyl Substances (PFAS) by LCMSMS	EP231X	2	29	**6.90**	**5.00**	✓	NEPM 2013 B3 & ALS QC Standard

Matrix: **WATER**

Evaluation: × = Quality Control frequency not within specification ; ✓ = Quality Control frequency within specification.

Quality Control Sample Type		Count		Rate (%)			Quality Control Specification
Analytical Methods	*Method*	*QC*	*Regular*	***Actual***	***Expected***	*Evaluation*	
Laboratory Duplicates (DUP)							
Per- and Polyfluoroalkyl Substances (PFAS) by LCMSMS	EP231X	4	39	**10.26**	**10.00**	✓	NEPM 2013 B3 & ALS QC Standard
Laboratory Control Samples (LCS)							
Per- and Polyfluoroalkyl Substances (PFAS) by LCMSMS	EP231X	3	39	**7.69**	**5.00**	✓	NEPM 2013 B3 & ALS QC Standard
Method Blanks (MB)							
Per- and Polyfluoroalkyl Substances (PFAS) by LCMSMS	EP231X	3	39	**7.69**	**5.00**	✓	NEPM 2013 B3 & ALS QC Standard
Matrix Spikes (MS)							
Per- and Polyfluoroalkyl Substances (PFAS) by LCMSMS	EP231X	2	39	**5.13**	**5.00**	✓	NEPM 2013 B3 & ALS QC Standard

Brief Method Summaries

The analytical procedures used by the Environmental Division have been developed from established internationally recognized procedures such as those published by the US EPA, APHA, AS and NEPM. In house developed procedures are employed in the absence of documented standards or by client request. The following report provides brief descriptions of the analytical procedures employed for results reported in the Certificate of Analysis. Sources from which ALS methods have been developed are provided within the Method Descriptions.

Analytical Methods	*Method*	*Matrix*	*Method Descriptions*
Moisture Content	EA055	SOIL	In house: A gravimetric procedure based on weight loss over a 12 hour drying period at 105-110 degrees C. This method is compliant with NEPM Schedule B(3).
Per- and Polyfluoroalkyl Substances (PFAS) by LCMSMS	EP231X	SOIL	In-house: Analysis of soils by solvent extraction followed by LC-Electrospray-MS-MS, Negative Mode using MRM using internal standard quantitation. Isotopically labelled analogues of target analytes used as internal standards and surrogates are added to a portion of soil which is then extracted with MTBE and an ion pairing reagent. A portion of extract is exchanged into the analytical solvent mixture, combined with an equal volume reagent water and filtered for analysis. Method procedures and data quality objectives conform to US DoD QSM 5.4, table B-15 requirements.
Per- and Polyfluoroalkyl Substances (PFAS) by LCMSMS	EP231X	WATER	In-house: Analysis of fresh and saline waters by Solid Phase Extraction (SPE) followed by LC-Electrospray-MS-MS, Negative Mode using MRM and internal standard quantitation. Isotopically labelled analogues of target analytes used as internal standards and surrogates are added to the sample container. The entire contents are transferred to a solid phase extraction (SPE) cartridge. The sample container is successively rinsed with aliquots of the elution solvent. The eluted extract is combined with an equal volume of reagent water and a portion is filtered for analysis. Method procedures and data quality objectives conform to US DoD QSM 5.4, table B-15 requirements.

Preparation Methods	*Method*	*Matrix*	*Method Descriptions*
QuECheRS Extraction of Solids	ORG71	SOIL	In house: Sequential extractions with Acetonitrile/Methanol by shaking. Extraction efficiency aided by the addition of salts under acidic conditions. Where relevant, interferences from co-extracted organics are removed with dispersive clean-up media (dSPE). The extract is either diluted or concentrated and exchanged into the analytical solvent.
Solid Phase Extraction (SPE) for PFAS in water	ORG72	WATER	In-house: Isotopically labelled analogues of target analytes used as internal standards and surrogates are added to the sample container. The entire contents are transferred to a solid phase extraction (SPE) cartridge. The sample container is successively rinsed with aliquots of the elution solvent. The eluted extract is combined with an equal volume of reagent water and a portion is filtered for analysis. Method procedures conform to US DoD QSM 5.3, table B-15 requirements.

SAMPLE RECEIPT NOTIFICATION (SRN)

Work Order : **ES2417922**
Amendment : **2**

Client	: **AECOM AUSTRALIA PTY LTD**	Laboratory	: Environmental Division Sydney
Contact	: [redacted]	Contact	: [redacted]
Address	: LEVEL 21 420 GEORGE STREET SYDNEY NSW, AUSTRALIA 2000	Address	: 277-289 Woodpark Road Smithfield NSW Australia 2164
E-mail	: [redacted]	E-mail	: [redacted]
Telephone	: ----	Telephone	: [redacted]
Facsimile	: ----	Facsimile	: [redacted]
Project	: NSW_0902_PFASOMP_24	Page	: 1 of 3
Order number	: 60612562_5.1	Quote number	: ES2021AECOMAU0027 (SY/139/19 v4 60612562_5.1)
C-O-C number	: 67884	QC Level	: NEPM 2013 B3 & ALS QC Standard
Site	: 0902 - SW/SD		
Sampler	: [redacted]		

Dates

Date Samples Received	: 31-May-2024 18:40	Issue Date	: 18-Jul-2024
Client Requested Due Date	: 11-Jun-2024	Scheduled Reporting Date	: **11-Jun-2024**

Delivery Details

Mode of Delivery	: Client Drop Off	Security Seal	: Not Available
No. of coolers/boxes	: 4	Temperature	: 5.0'C, 4.7'C, 6.1'C - Ice present
Receipt Detail	:	No. of samples received / analysed	: 31 / 31

General Comments

- This report contains the following information:
  - Sample Container(s)/Preservation Non-Compliances
  - Summary of Sample(s) and Requested Analysis
  - Proactive Holding Time Report
  - Requested Deliverables
- 06/06/24: This is an updated SRN which indicates the analysis for extra sample #31, SW001 (PFAS full suite)
- **Please refer to the Proactive Holding Time Report table below which summarises breaches of recommended holding times that have occurred prior to samples/instructions being received at the laboratory. The laboratory will process these samples unless instructions are received from you indicating you do not wish to proceed. The absence of this summary table indicates that all samples have been received within the recommended holding times for the analysis requested.**
- **18/07/2024: This is an updated SRN reflecting a change in sample ID and/or sampling date and time for samples ES2417922-003, 010, 013, 021 and 031.**
- Please direct any queries you have regarding this work order to the above ALS laboratory contact.
- Analytical work for this work order will be conducted at ALS Sydney.
- Sample Disposal - Aqueous (3 weeks), Solid (2 months ± 1 week) from receipt of samples.
- Please be aware that APHA/NEPM recommends water and soil samples be chilled to less than or equal to 6°C for chemical analysis, and less than or equal to 10°C but unfrozen for Microbiological analysis. Where samples are received above this temperature, it should be taken into consideration when interpreting results. Refer to ALS EnviroMail 85 for ALS recommendations of the best practice for chilling samples after sampling and for maintaining a cool temperature during transit.

Sample Container(s)/Preservation Non-Compliances

All comparisons are made against pretreatment/preservation AS, APHA, USEPA standards.

- **No sample container / preservation non-compliance exists.**

Summary of Sample(s) and Requested Analysis

Some items described below may be part of a laboratory process necessary for the execution of client requested tasks. Packages may contain additional analyses, such as the determination of moisture content and preparation tasks, that are included in the package.
If no sampling time is provided, the sampling time will default 00:00 on the date of sampling. If no sampling date is provided, the sampling date will be assumed by the laboratory and displayed in brackets without a time component

Matrix: **SOIL**

Laboratory sample ID	Sampling date / time	Sample ID	SOIL - EA055-103 Moisture Content	SOIL - EP231X (solids) PFAS - Full Suite (30 analytes)
ES2417922-001	24-May-2024 09:03	0902_SD001_240524	✓	✓
ES2417922-002	22-May-2024 10:26	0902_SD002_240522	✓	✓
ES2417922-003	22-May-2024 10:12	0902_SD003_240522	✓	✓
ES2417922-004	28-May-2024 12:15	0902_SD015_240528	✓	✓
ES2417922-005	28-May-2024 10:50	0902_SD016_240528	✓	✓
ES2417922-006	28-May-2024 13:30	0902_SD018_240528	✓	✓
ES2417922-007	28-May-2024 14:05	0902_SD019_240528	✓	✓
ES2417922-008	23-May-2024 15:29	0902_SD020_240523	✓	✓
ES2417922-009	23-May-2024 13:20	0902_SD022_240523	✓	✓
ES2417922-010	28-May-2024 13:06	0902_SD023_240528	✓	✓
ES2417922-011	23-May-2024 13:49	0902_SD024_240523	✓	✓
ES2417922-012	23-May-2024 14:51	0902_SD030_240523	✓	✓
ES2417922-025	22-May-2024 10:14	0902_QC104_240522	✓	✓
ES2417922-027	23-May-2024 14:53	0902_QC106_240523	✓	✓
ES2417922-029	28-May-2024 12:15	0902_QC110_240528	✓	✓

Matrix: **WATER**

Laboratory sample ID	Sampling date / time	Sample ID	WATER - EP231X PFAS - Full Suite (31 analytes)
ES2417922-013	22-May-2024 10:25	0902_SW002_240522	✓
ES2417922-014	22-May-2024 10:08	0902_SW003_240522	✓
ES2417922-015	28-May-2024 12:20	0902_SW015_240528	✓
ES2417922-016	28-May-2024 10:50	0902_SW016_240528	✓
ES2417922-017	28-May-2024 13:30	0902_SW018_240528	✓
ES2417922-018	28-May-2024 14:05	0902_SW019_240528	✓
ES2417922-019	23-May-2024 15:29	0902_SW020_240523	✓
ES2417922-020	23-May-2024 13:21	0902_SW022_240523	✓

			WATER - EP231X PFAS - Full Suite (31 analytes)
ES2417922-021	28-May-2024 13:06	0902_SW023_240528	✓
ES2417922-022	23-May-2024 13:40	0902_SW024_240523	✓
ES2417922-023	23-May-2024 14:53	0902_SW030_240523	✓
ES2417922-024	22-May-2024 09:32	0902_SW037_240522	✓
ES2417922-026	22-May-2024 09:33	0902_QC103_240522	✓
ES2417922-028	24-May-2024 09:05	0902_QC107_240524	✓
ES2417922-030	28-May-2024 12:20	0902_QC111_240528	✓
ES2417922-031	24-May-2024 09:05	0902_SW001_240524	✓

Proactive Holding Time Report

Sample(s) have been received within the recommended holding times for the requested analysis.

Requested Deliverables

ACCOUNTS PAYABLE

- A4 - AU Tax Invoice (INV) Email [redacted]

DERP ESDAT REPORTS

- EDI Format - ESDAT (ESDAT) Email [redacted]

[redacted]

- *AU Certificate of Analysis - NATA (COA) Email [redacted]
- *AU Interpretive QC Report - DEFAULT (Anon QCI Rep) (QCI) Email [redacted]
- *AU QC Report - DEFAULT (Anon QC Rep) - NATA (QC) Email [redacted]
- A4 - AU Sample Receipt Notification - Environmental HT (SRN) Email [redacted]
- A4 - AU Tax Invoice (INV) Email [redacted]
- Chain of Custody (CoC) (COC) Email [redacted]
- EDI Format - ESDAT (ESDAT) Email [redacted]

[redacted]

- *AU Certificate of Analysis - NATA (COA) Email [redacted]
- *AU Interpretive QC Report - DEFAULT (Anon QCI Rep) (QCI) Email [redacted]
- *AU QC Report - DEFAULT (Anon QC Rep) - NATA (QC) Email [redacted]
- A4 - AU Sample Receipt Notification - Environmental HT (SRN) Email [redacted]
- Chain of Custody (CoC) (COC) Email [redacted]
- EDI Format - EQUIS V5 AECOM (EQUIS_V5_AECOM) Email [redacted]
- EDI Format - ESDAT (ESDAT) Email [redacted]

[redacted]

- *AU Certificate of Analysis - NATA (COA) Email [redacted]
- *AU Interpretive QC Report - DEFAULT (Anon QCI Rep) (QCI) Email [redacted]
- *AU QC Report - DEFAULT (Anon QC Rep) - NATA (QC) Email [redacted]
- A4 - AU Sample Receipt Notification - Environmental HT (SRN) Email [redacted]
- Chain of Custody (CoC) (COC) Email [redacted]
- EDI Format - ESDAT (ESDAT) Email [redacted]

CHAIN OF CUSTODY

ALS COC#: 67884 ALS Laboratory: ES Sydney Environmental

RELINQUISHED BY:	RECEIVED BY:	RELINQUISHED BY:	RECEIVED BY:
DATE TIME:	DATE TIME:	DATE TIME:	[redacted] DATE TIME: 31/5/24 1840

CLIENT: AECOMAU - AECOM Australia Pty Ltd

PROJECT: NSW_0902_PFASOMP_24

SITE: 0902 - SW/SD

ORDER NO:

PROJECT MANAGER: [redacted]

PRIMARY SAMPLER: [redacted]

EMAIL REPORTS TO:

EMAIL INVOICES TO:

TURNAROUND REQUIREMENTS : 5 Days

Biohazard info:

CONTACT PH: SAMPLER MOBILE:

QUOTE NO: SY/139/19 v4 60612562_5.1 / ES2021AECOMAU0027

LABORATORY USE ONLY (Circle)

Custody Seal intact?	Yes	No	N/A
Free ice / frozen ice bricks present upon receipt?	Yes	No	N/A
Random Sample Temperature on Receipt:		°C	

Other comments:

SAMPLE DETAILS							ANALYSIS REQUIRED			
SAMPLE	NAME	DESCRIPTION	DATE / TIME	MATRIX	TOTAL BOTTLES	ON HOLD	PFAS Soil - New Analysis SOIL	PFAS Waters - New Analysis WATER	ALTERNATIVE ANALYSIS	ADDITIONAL INFORMATION
001	0902_SD001_240524		24/05/2024 09:03 AM	SOIL	ALS: 1 Non ALS: 0	No	X			
002	0902_SD002_240522		22/05/2024 10:26 AM	SOIL	ALS: 1 Non ALS: 0	No	X			
003	0902_SD003_240522		22/05/2024 10:43 AM	SOIL	ALS: 1 Non ALS: 0	No	X			
004	0902_SD015_240528		28/05/2024 12:15 PM	SOIL	ALS: 1 Non ALS: 0	No	X			
005	0902_SD016_240528		28/05/2024 10:50 AM	SOIL	ALS: 1 Non ALS: 0	No	X			
006	0902_SD018_240528		28/05/2024 01:30 PM	SOIL	ALS: 1 Non ALS: 0	No	X			
007	0902_SD019_240528		28/05/2024 02:05 PM	SOIL	ALS: 1 Non ALS: 0	No	X			

Environmental Division Sydney

Work Order Reference

ES2417922

[redacted]

CHAIN OF CUSTODY

ALS COC#: 67884 ALS Laboratory: ES Sydney Environmental

RELINQUISHED BY:	RECEIVED BY:	RELINQUISHED BY:	RECEIVED BY:
DATE TIME:	DATE TIME:	DATE TIME:	[redacted] DATE TIME: 31/5/24 1840

CLIENT: AECOMAU - AECOM Australia Pty Ltd

PROJECT: NSW_0902_PFASOMP_24

SITE: 0902 - SW/SD

ORDER NO:

PROJECT MANAGER: [redacted]

PRIMARY SAMPLER: [redacted]

EMAIL REPORTS TO:

EMAIL INVOICES TO:

TURNAROUND REQUIREMENTS : 5 Days

Biohazard info:

CONTACT PH: SAMPLER MOBILE:

QUOTE NO: SY/139/19 v4 60612562_5.1 / ES2021AECOMAU0027

LABORATORY USE ONLY (Circle)

Custody Seal intact?	Yes	No	N/A
Free ice / frozen ice bricks present upon receipt?	Yes	No	N/A
Random Sample Temperature on Receipt:		°C	
Other comments:			

SAMPLE DETAILS							ANALYSIS REQUIRED			
SAMPLE	NAME	DESCRIPTION	DATE / TIME	MATRIX	TOTAL BOTTLES	ON HOLD	PFAS Soil - New Analysis SOIL	PFAS Waters - New Analysis WATER	ALTERNATIVE ANALYSIS	ADDITIONAL INFORMATION
008	0902_SD020_240523		23/05/2024 03:29 PM	SOIL	ALS: 1 Non ALS: 0	No	X			
009	0902_SD022_240523		23/05/2024 01:20 PM	SOIL	ALS: 1 Non ALS: 0	No	X			
010	0902_SD023_2405xx		28/05/2024 01:06 PM	SOIL	ALS: 1 Non ALS: 0	No	X			
011	0902_SD024_240523		23/05/2024 01:49 PM	SOIL	ALS: 1 Non ALS: 0	No	X			
012	0902_SD030_240523		23/05/2024 02:51 PM	SOIL	ALS: 1 Non ALS: 0	No	X			
013	0902_SW002_240522		22/05/2024 10:25 PM	WATER	ALS: 4 Non ALS: 0	No		X		
014	0902_SW003_240522		22/05/2024 10:08 AM	WATER	ALS: 4 Non ALS: 0	No		X		

CHAIN OF CUSTODY

ALS COC#: 67884 ALS Laboratory: ES Sydney Environmental

RELINQUISHED BY:	RECEIVED BY:	RELINQUISHED BY:	RECEIVED BY:
DATE TIME:	DATE TIME:	DATE TIME:	[redacted] DATE TIME: 31/5/24 1840

CLIENT: AECOMAU - AECOM Australia Pty Ltd

PROJECT: NSW_0902_PFASOMP_24

SITE: 0902 - SW/SD

ORDER NO:

PROJECT MANAGER: [redacted]

PRIMARY SAMPLER: [redacted]

EMAIL REPORTS TO:

EMAIL INVOICES TO:

TURNAROUND REQUIREMENTS : 5 Days

Biohazard info:

CONTACT PH: SAMPLER MOBILE:

QUOTE NO: SY/139/19 v4 60612562_5.1 / ES2021AECOMAU0027

LABORATORY USE ONLY (Circle)

Custody Seal intact? Yes No N/A

Free ice / frozen ice bricks present upon receipt? Yes No N/A

Random Sample Temperature on Receipt: °C

Other comments:

SAMPLE DETAILS							ANALYSIS REQUIRED			
SAMPLE	NAME	DESCRIPTION	DATE / TIME	MATRIX	TOTAL BOTTLES	ON HOLD	PFAS Soil - New Analysis SOIL	PFAS Waters - New Analysis WATER	ALTERNATIVE ANALYSIS	ADDITIONAL INFORMATION
015	0902_SW015_240528		28/05/2024 12:20 PM	WATER	ALS: 4 Non ALS: 0	No		X		
016	0902_SW016_240528		28/05/2024 10:50 AM	WATER	ALS: 4 Non ALS: 0	No		X		
017	0902_SW018_240528		28/05/2024 01:30 PM	WATER	ALS: 4 Non ALS: 0	No		X		
018	0902_SW019_240528		28/05/2024 02:05 PM	WATER	ALS: 4 Non ALS: 0	No		X		
019	0902_SW020_240523		23/05/2024 03:29 PM	WATER	ALS: 4 Non ALS: 0	No		X		
020	0902_SW022_240523		23/05/2024 01:21 PM	WATER	ALS: 4 Non ALS: 0	No		X		
021	0902_SW023_2405xx		28/05/2024 01:06 PM	WATER	ALS: 4 Non ALS: 0	No		X		

CHAIN OF CUSTODY

ALS COC#: 67884 ALS Laboratory: ES Sydney Environmental

RELINQUISHED BY:	RECEIVED BY:	RELINQUISHED BY:	RECEIVED BY:
DATE TIME:	DATE TIME:	DATE TIME:	[redacted] DATE TIME: 21/5/24 1840

CLIENT: AECOMAU - AECOM Australia Pty Ltd

PROJECT: NSW_0902_PFASOMP_24

SITE: 0902 - SW/SD

ORDER NO:

PROJECT MANAGER: [redacted]

PRIMARY SAMPLER: [redacted]

EMAIL REPORTS TO:

EMAIL INVOICES TO:

TURNAROUND REQUIREMENTS: 5 Days

Biohazard info:

CONTACT PH: SAMPLER MOBILE:

QUOTE NO: SY/139/19 v4 60612562_5.1 / ES2021AECOMAU002 7

LABORATORY USE ONLY (Circle)

Custody Seal intact? Yes No N/A

Free ice / frozen ice bricks present upon receipt? Yes No N/A

Random Sample Temperature on Receipt: °C

Other comments:

SAMPLE DETAILS							ANALYSIS REQUIRED			
SAMPLE	NAME	DESCRIPTION	DATE / TIME	MATRIX	TOTAL BOTTLES	ON HOLD	PFAS Soil - New Analysis SOIL	PFAS Waters - New Analysis WATER	ALTERNATIVE ANALYSIS	ADDITIONAL INFORMATION
022	0902_SW024_240523		23/05/2024 01:40 PM	WATER	ALS: 4 Non ALS: 0	No		X		
023	0902_SW030_240523		23/05/2024 02:53 PM	WATER	ALS: 4 Non ALS: 0	No		X		
024	0902_SW037_240522		22/05/2024 09:32 AM	WATER	ALS: 4 Non ALS: 0	No		X		
025	0902_QC104_240522		22/05/2024 10:14 AM	SOIL	ALS: 1 Non ALS: 0	No	X			
026	0902_QC103_240522		22/05/2024 09:33 AM	WATER	ALS: 4 Non ALS: 0	No		X		
027	0902_QC106_240523		23/05/2024 02:53 PM	SOIL	ALS: 1 Non ALS: 0	No	X			
028	0902_QC107_240524		24/05/2024 09:05 AM	WATER	ALS: 4 Non ALS: 0	No		X		

CHAIN OF CUSTODY

ALS COC#: 67884 ALS Laboratory: ES Sydney Environmental

RELINQUISHED BY:	RECEIVED BY:	RELINQUISHED BY:	RECEIVED BY:
DATE TIME:	DATE TIME:	DATE TIME:	[redacted] DATE TIME: 31/5/24 1840

CLIENT: AECOMAU - AECOM Australia Pty Ltd

PROJECT: NSW_0902_PFASOMP_24

SITE: 0902 - SW/SD

ORDER NO:

PROJECT MANAGER: [redacted]

PRIMARY SAMPLER: [redacted]

EMAIL REPORTS TO:

EMAIL INVOICES TO:

TURNAROUND REQUIREMENTS : 5 Days

Biohazard info:

CONTACT PH: SAMPLER MOBILE:

QUOTE NO: SY/139/19 v4 60612562_5.1 / ES2021AECOMAU002 7

LABORATORY USE ONLY (Circle)

Custody Seal intact?	Yes	No	N/A
Free ice / frozen ice bricks present upon receipt?	Yes	No	N/A
Random Sample Temperature on Receipt:		°C	
Other comments:			

SAMPLE DETAILS							ANALYSIS REQUIRED			
SAMPLE	NAME	DESCRIPTION	DATE / TIME	MATRIX	TOTAL BOTTLES	ON HOLD	PFAS Soil - New Analysis SOIL	PFAS Waters - New Analysis WATER	ALTERNATIVE ANALYSIS	ADDITIONAL INFORMATION
029	0902_QC110_240528		28/05/2024 12:15 PM	SOIL	ALS: 1 Non ALS: 0	No	X			
030	0902_QC111_240528		28/05/2024 12:20 PM	WATER	ALS: 4 Non ALS: 0	No		X		

31 SW001 extra Sample

MVL 3/6

CHAIN OF CUSTODY

ALS COC#: 67884 ALS Laboratory: ES Sydney Environmental

RELINQUISHED BY:	RECEIVED BY:	RELINQUISHED BY:	RECEIVED BY:
DATE TIME:	DATE TIME:	DATE TIME:	[redacted] DATE TIME: 31/5/24 1840

CLIENT: AECOMAU - AECOM Australia Pty Ltd

PROJECT: NSW_0902_PFASOMP_24

SITE: 0902 - SW/SD

ORDER NO:

PROJECT MANAGER: [redacted]

PRIMARY SAMPLER: [redacted]

EMAIL REPORTS TO:

EMAIL INVOICES TO:

TURNAROUND REQUIREMENTS : 5 Days

Biohazard info:

CONTACT PH: SAMPLER MOBILE:

QUOTE NO: SY/139/19 v4 60612562_5.1 / ES2021AECOMAU0027

LABORATORY USE ONLY (Circle)

Custody Seal intact? Yes No N/A

Free ice / frozen ice bricks present upon receipt? Yes No N/A

Random Sample Temperature on Receipt: °C

Other comments:

SAMPLE	SAMPLE NAME	BOTTLE NAME	VOLUME	BARCODE	TYPE	FILTERED	REASON
001	0902_SD001_240524	HDPE Soil Jar	200 mL	00621122043058	Grey	No	
002	0902_SD002_240522	HDPE Soil Jar	200 mL	00621122043034	Grey	No	
003	0902_SD003_240522	HDPE Soil Jar	200 mL	00621122043053	Grey	No	
004	0902_SD015_240528	HDPE Soil Jar	200 mL	00621122043159	Grey	No	
005	0902_SD016_240528	HDPE Soil Jar	200 mL	00621122043077	Grey	No	
006	0902_SD018_240528	HDPE Soil Jar	200 mL	00621222064424	Grey	No	
007	0902_SD019_240528	HDPE Soil Jar	200 mL	00621122043070	Grey	No	
008	0902_SD020_240523	HDPE Soil Jar	200 mL	00621122043092	Grey	No	
009	0902_SD022_240523	HDPE Soil Jar	200 mL	00621122043033	Grey	No	
010	0902_SD023_2405xx	HDPE Soil Jar	200 mL	00621122043063	Grey	No	
011	0902_SD024_240523	HDPE Soil Jar	200 mL	00621122043037	Grey	No	
012	0902_SD030_240523	HDPE Soil Jar	200 mL	00621122043066	Grey	No	
013	0902_SW002_240522	HDPE (no PTFE)	20 mL	00351221029937	Grey	No	
013	0902_SW002_240522	HDPE (no PTFE)	20 mL	00351221029877	Grey	No	
013	0902_SW002_240522	HDPE (no PTFE)	20 mL	00351221030008	Grey	No	
013	0902_SW002_240522	HDPE (no PTFE)	20 mL	00351221029839	Grey	No	
014	0902_SW003_240522	HDPE (no PTFE)	20 mL	00351221029988	Grey	No	
014	0902_SW003_240522	HDPE (no PTFE)	20 mL	00351221030057	Grey	No	
014	0902_SW003_240522	HDPE (no PTFE)	20 mL	00351221029886	Grey	No	
014	0902_SW003_240522	HDPE (no PTFE)	20 mL	00351221029920	Grey	No	
015	0902_SW015_240528	HDPE (no PTFE)	20 mL	00351221029811	Grey	No	
015	0902_SW015_240528	HDPE (no PTFE)	20 mL	00351221028944	Grey	No	
015	0902_SW015_240528	HDPE (no PTFE)	20 mL	00351221029736	Grey	No	
015	0902_SW015_240528	HDPE (no PTFE)	20 mL	00351221029674	Grey	No	
016	0902_SW016_240528	HDPE (no PTFE)	20 mL	00351221029603	Grey	No	
016	0902_SW016_240528	HDPE (no PTFE)	20 mL	00351221030752	Grey	No	

CHAIN OF CUSTODY

ALS COC#: 67884 ALS Laboratory: ES Sydney Environmental

RELINQUISHED BY:	RECEIVED BY:	RELINQUISHED BY:	RECEIVED BY:
DATE TIME:	DATE TIME:	DATE TIME:	[redacted] DATE TIME: 31/5/24 1800

CLIENT: AECOMAU - AECOM Australia Pty Ltd

PROJECT: NSW_0902_PFASOMP_24

SITE: 0902 - SW/SD

ORDER NO:

TURNAROUND REQUIREMENTS : 5 Days

Biohazard info:

LABORATORY USE ONLY (Circle)

Custody Seal intact? Yes No N/A

Free ice / frozen ice bricks present upon receipt? Yes No N/A

Random Sample Temperature on Receipt: °C

Other comments:

PROJECT MANAGER: [redacted]

PRIMARY SAMPLER: [redacted]

CONTACT PH: SAMPLER MOBILE:

QUOTE NO: SY/139/19 v4 60612562_5,1 / ES2021AECOMAU0027

EMAIL REPORTS TO:

EMAIL INVOICES TO:

016	0902_SW016_240528	HDPE (no PTFE)	20 mL	00351221028256	Grey	No	
016	0902_SW016_240528	HDPE (no PTFE)	20 mL	00351221028275	Grey	No	
017	0902_SW018_240528	HDPE (no PTFE)	20 mL	00351221028280	Grey	No	
017	0902_SW018_240528	HDPE (no PTFE)	20 mL	00351221028203	Grey	No	
017	0902_SW018_240528	HDPE (no PTFE)	20 mL	00352312018044	Grey	No	
017	0902_SW018_240528	HDPE (no PTFE)	20 mL	00352312018068	Grey	No	
018	0902_SW019_240528	HDPE (no PTFE)	20 mL	00351221029776	Grey	No	
018	0902_SW019_240528	HDPE (no PTFE)	20 mL	00351221029671	Grey	No	
018	0902_SW019_240528	HDPE (no PTFE)	20 mL	00351221028917	Grey	No	
018	0902_SW019_240528	HDPE (no PTFE)	20 mL	00351221029706	Grey	No	
019	0902_SW020_240523	HDPE (no PTFE)	20 mL	00351221030020	Grey	No	
019	0902_SW020_240523	HDPE (no PTFE)	20 mL	00351221029985	Grey	No	
019	0902_SW020_240523	HDPE (no PTFE)	20 mL	00351221029821	Grey	No	
019	0902_SW020_240523	HDPE (no PTFE)	20 mL	00351221030001	Grey	No	
020	0902_SW022_240523	HDPE (no PTFE)	20 mL	00351221030034	Grey	No	
020	0902_SW022_240523	HDPE (no PTFE)	20 mL	00351221030054	Grey	No	
020	0902_SW022_240523	HDPE (no PTFE)	20 mL	00351221030024	Grey	No	
020	0902_SW022_240523	HDPE (no PTFE)	20 mL	00351221030091	Grey	No	
021	0902_SW023_2405xx	HDPE (no PTFE)	20 mL	00351221029753	Grey	No	
021	0902_SW023_2405xx	HDPE (no PTFE)	20 mL	00351221028947	Grey	No	
021	0902_SW023_2405xx	HDPE (no PTFE)	20 mL	00351221029779	Grey	No	
021	0902_SW023_2405xx	HDPE (no PTFE)	20 mL	00351221029719	Grey	No	
022	0902_SW024_240523	HDPE (no PTFE)	20 mL	00351221030082	Grey	No	
022	0902_SW024_240523	HDPE (no PTFE)	20 mL	00351221029830	Grey	No	
022	0902_SW024_240523	HDPE (no PTFE)	20 mL	00351221030100	Grey	No	
022	0902_SW024_240523	HDPE (no PTFE)	20 mL	00351221029941	Grey	No	
023	0902_SW030_240523	HDPE (no PTFE)	20 mL	00351221030056	Grey	No	

CHAIN OF CUSTODY

ALS COC#: 67884 ALS Laboratory: ES Sydney Environmental

RELINQUISHED BY:	RECEIVED BY:	RELINQUISHED BY:	RECEIVED BY:
DATE TIME:	DATE TIME:	DATE TIME:	[redacted] DATE TIME: 31/5/24 1840

CLIENT: AECOMAU - AECOM Australia Pty Ltd

PROJECT: NSW_0902_PFASOMP_24

SITE: 0902 - SW/SD

ORDER NO:

PROJECT MANAGER: [redacted]

PRIMARY SAMPLER: [redacted]

EMAIL REPORTS TO:

EMAIL INVOICES TO:

TURNAROUND REQUIREMENTS : 5 Days

Biohazard info:

CONTACT PH: SAMPLER MOBILE:

QUOTE NO: SY/139/19 v4 60612562_5.1 / ES2021AECOMAU0027

LABORATORY USE ONLY (Circle)

Custody Seal intact? Yes No N/A

Free ice / frozen ice bricks present upon receipt? Yes No N/A

Random Sample Temperature on Receipt: C

Other comments:

023	0902_SW030_240523	HDPE (no PTFE)	20 mL	00351221030025	Grey	No	
023	0902_SW030_240523	HDPE (no PTFE)	20 mL	00351221029850	Grey	No	
023	0902_SW030_240523	HDPE (no PTFE)	20 mL	00351221030088	Grey	No	
024	0902_SW037_240522	HDPE (no PTFE)	20 mL	00351221029838	Grey	No	
024	0902_SW037_240522	HDPE (no PTFE)	20 mL	00351221029833	Grey	No	
024	0902_SW037_240522	HDPE (no PTFE)	20 mL	00351221029874	Grey	No	
024	0902_SW037_240522	HDPE (no PTFE)	20 mL	00351221030052	Grey	No	
025	0902_QC104_240522	HDPE Soil Jar	200 mL	00621122043079	Grey	No	
026	0902_QC103_240522	HDPE (no PTFE)	20 mL	00351221029969	Grey	No	
026	0902_QC103_240522	HDPE (no PTFE)	20 mL	00351221030055	Grey	No	
026	0902_QC103_240522	HDPE (no PTFE)	20 mL	00351221030007	Grey	No	
026	0902_QC103_240522	HDPE (no PTFE)	20 mL	00351221029973	Grey	No	
027	0902_QC106_240523	HDPE Soil Jar	200 mL	00621122043076	Grey	No	
028	0902_QC107_240524	HDPE (no PTFE)	20 mL	00351221029796	Grey	No	
028	0902_QC107_240524	HDPE (no PTFE)	20 mL	00351221029640	Grey	No	
028	0902_QC107_240524	HDPE (no PTFE)	20 mL	00351221029800	Grey	No	
028	0902_QC107_240524	HDPE (no PTFE)	20 mL	00351221029787	Grey	No	
029	0902_QC110_240528	HDPE Soil Jar	200 mL	00621122043035	Grey	No	
030	0902_QC111_240528	HDPE (no PTFE)	20 mL	00351221028931	Grey	No	
030	0902_QC111_240528	HDPE (no PTFE)	20 mL	00351221029601	Grey	No	
030	0902_QC111_240528	HDPE (no PTFE)	20 mL	00351221028932	Grey	No	
030	0902_QC111_240528	HDPE (no PTFE)	20 mL	00351221029791	Grey	No	

Total Bottle Count: ALS: 75, Non ALS: 0

ALSCompass SAMPLING Intelligence

ALS

ALS Use Only

Custody Document for Submissions via ALS Compass App

Project: NSW_0902_PFASOMP_24 **Client:** AECOM

Project Manager: [redacted]
Phone: ([redacted])

ALS Compass COC Reference: 67884 **# Samples:** 30 + 1 not scanned, see below

Sampler: [redacted]
Phone: ([redacted])

Turnaround Requirements: Standard ALL Urgent -

Special Instructions: accidentally deleted '0902_SW001_240524' on Compass, sampled 9:07am 24/5, please report.	ALS Use Only			
	Custody seal intact?	YES	NO	N/A
	Free ice / frozen ice bricks upon receipt?	YES	NO	N/A
	Random sample temperature on receipt?		°C	

Custody:

Relinquished by:	**Received by:**	**Relinquished by:**	**Received by:**
[redacted]			[redacted]
Date / Time: 31/05/2024 @	**Date / Time:**	**Date / Time:**	**Date / Time:** 31/5/24 1840

CERTIFICATE OF ANALYSIS

Work Order	: **ES2417952**	Page	: 1 of 31
Amendment	: **2**		
Client	: **AECOM AUSTRALIA PTY LTD**	Laboratory	: Environmental Division Sydney
Contact	: [redacted]	Contact	: [redacted]
Address	: LEVEL 21 420 GEORGE STREET SYDNEY NSW, AUSTRALIA 2000	Address	: 277-289 Woodpark Road Smithfield NSW Australia 2164
Telephone	: ----	Telephone	: [redacted]
Project	: NSW_0902_PFASOMP_24	Date Samples Received	: 31-May-2024 18:40
Order number	: 60612562_5.1	Date Analysis Commenced	: 04-Jun-2024
C-O-C number	: 67883	Issue Date	: 18-Jul-2024 12:51
Sampler	: [redacted]		
Site	: 0902 - GW		
Quote number	: SY/139/19 v4 60612562_5.1		
No. of samples received	: 75		
No. of samples analysed	: 68		

Accreditation No. 825
Accredited for compliance with
ISO/IEC 17025 - Testing

This report supersedes any previous report(s) with this reference. Results apply to the sample(s) as submitted, unless the sampling was conducted by ALS. This document shall not be reproduced, except in full.

This Certificate of Analysis contains the following information:

- General Comments
- Analytical Results
- Surrogate Control Limits

Additional information pertinent to this report will be found in the following separate attachments: Quality Control Report, QA/QC Compliance Assessment to assist with Quality Review and Sample Receipt Notification.

Signatories

This document has been electronically signed by the authorized signatories below. Electronic signing is carried out in compliance with procedures specified in 21 CFR Part 11.

Signatories	*Position*	*Accreditation Category*
[redacted]	LCMS Coordinator	Sydney Organics, Smithfield, NSW

General Comments

The analytical procedures used by ALS have been developed from established internationally recognised procedures such as those published by the USEPA, APHA, AS and NEPM. In house developed procedures are fully validated and are often at the client request.

Where moisture determination has been performed, results are reported on a dry weight basis.

Where a reported less than (<) result is higher than the LOR, this may be due to primary sample extract/digestate dilution and/or insufficient sample for analysis.

Where the LOR of a reported result differs from standard LOR, this may be due to high moisture content, insufficient sample (reduced weight employed) or matrix interference.

When sampling time information is not provided by the client, sampling dates are shown without a time component. In these instances, the time component has been assumed by the laboratory for processing purposes.

Where a result is required to meet compliance limits the associated uncertainty must be considered. Refer to the ALS Contract for details.

Key : CAS Number = CAS registry number from database maintained by Chemical Abstracts Services. The Chemical Abstracts Service is a division of the American Chemical Society.
LOR = Limit of reporting
^ = This result is computed from individual analyte detections at or above the level of reporting
ø = ALS is not NATA accredited for these tests.
~ = Indicates an estimated value.

- EP231X - Per- and Polyfluoroalkyl Substances (PFAS): Samples received in 20mL or 125mL bottles have been tested in accordance with the QSM5.4 compliant, NATA accredited method. 60mL or 250mL bottles have been tested to the legacy QSM 5.1 aligned, NATA accredited method.
- Amendment (18/07/2024): This report has been amended as a result of a request to change sample identification numbers (IDs) received from Jessica Roy on 18/07/2024, for samples ES2417952-038 and 058. All analysis results are as per the previous report.
- Amendment (18/07/2024): This report has been amended as a result of a request to change sample identification numbers (IDs) received from Jessica Roy on 18/07/2024, for samples ES2418140-001, 003-007. All analysis results are as per the previous report.
- Amendment (18/07/2024): This report has been amended to alter the sampling date and time for samples ES2417952-013, 015 and 038. All analysis results are as per the previous report.
- EP231X: Particular samples required dilution due to the presence of high level contaminants. LOR values have been adjusted accordingly.
- EP231: Stable isotope enriched internal standards are added to samples prior to extraction. Target compounds have a direct analogous internal standard with the exception of PFPeS, PFHpA, PFDS, PFTrDA and 10:2 FTS. These compounds use an internal standard that is chemically related and has a retention time close to that of the target compound. The DQO for internal standard response is 50-150% of that established at initial calibration or as per tables in USEPA 1633 where listed. PFOS is quantified using a certified, traceable standard consisting of linear and branched PFOS isomers. These practices are in line with recommendations in the National Environmental Management Plan for PFAS and also conform to QSM 5.4 (US DoD) requirements.

Analytical Results

Sub-Matrix: GROUNDWATER (Matrix: WATER)			Sample ID	0902_MW007_240521	0902_MW008_240521	0902_MW009_240521	0902_MW010_240521	0902_MW020_240522
			Sampling date / time	21-May-2024 10:21	21-May-2024 08:54	21-May-2024 09:03	21-May-2024 09:14	22-May-2024 09:05
Compound	CAS Number	LOR	Unit	ES2417952-001	ES2417952-002	ES2417952-003	ES2417952-004	ES2417952-005
				Result	Result	Result	Result	Result
EP231A: Perfluoroalkyl Sulfonic Acids								
Perfluorobutane sulfonic acid (PFBS)	375-73-5	0.02	µg/L	**0.03**	**0.07**	<0.02	**0.02**	**0.24**
Perfluoropentane sulfonic acid (PFPeS)	2706-91-4	0.02	µg/L	**0.03**	**0.06**	<0.02	**0.02**	**0.30**
Perfluorohexane sulfonic acid (PFHxS)	355-46-4	0.01	µg/L	**0.19**	**0.22**	**0.01**	**0.16**	**3.16**
Perfluoroheptane sulfonic acid (PFHpS)	375-92-8	0.02	µg/L	<0.02	<0.02	<0.02	<0.02	**0.04**
Perfluorooctane sulfonic acid (PFOS)	1763-23-1	0.01	µg/L	<0.01	**0.06**	**0.06**	**0.13**	**0.15**
Perfluorodecane sulfonic acid (PFDS)	335-77-3	0.02	µg/L	<0.02	<0.02	<0.02	<0.02	<0.02
EP231B: Perfluoroalkyl Carboxylic Acids								
Perfluorobutanoic acid (PFBA)	375-22-4	0.1	µg/L	<0.1	<0.1	<0.1	<0.1	<0.1
Perfluoropentanoic acid (PFPeA)	2706-90-3	0.02	µg/L	<0.02	<0.02	<0.02	<0.02	**0.03**
Perfluorohexanoic acid (PFHxA)	307-24-4	0.02	µg/L	<0.02	**0.05**	<0.02	**0.03**	**0.14**
Perfluoroheptanoic acid (PFHpA)	375-85-9	0.02	µg/L	<0.02	<0.02	<0.02	<0.02	<0.02
Perfluorooctanoic acid (PFOA)	335-67-1	0.01	µg/L	<0.01	<0.01	<0.01	<0.01	**0.03**
Perfluorononanoic acid (PFNA)	375-95-1	0.02	µg/L	<0.02	<0.02	<0.02	<0.02	<0.02
Perfluorodecanoic acid (PFDA)	335-76-2	0.02	µg/L	<0.02	<0.02	<0.02	<0.02	<0.02
Perfluoroundecanoic acid (PFUnDA)	2058-94-8	0.02	µg/L	<0.02	<0.02	<0.02	<0.02	<0.02
Perfluorododecanoic acid (PFDoDA)	307-55-1	0.02	µg/L	<0.02	<0.02	<0.02	<0.02	<0.02
Perfluorotridecanoic acid (PFTrDA)	72629-94-8	0.02	µg/L	<0.02	<0.02	<0.02	<0.02	<0.02
Perfluorotetradecanoic acid (PFTeDA)	376-06-7	0.05	µg/L	<0.05	<0.05	<0.05	<0.05	<0.05
EP231C: Perfluoroalkyl Sulfonamides								
Perfluorooctane sulfonamide (FOSA)	754-91-6	0.02	µg/L	<0.02	<0.02	<0.02	<0.02	<0.02
N-Methyl perfluorooctane sulfonamide (MeFOSA)	31506-32-8	0.05	µg/L	<0.05	<0.05	<0.05	<0.05	<0.05

Analytical Results

Sub-Matrix: GROUNDWATER (Matrix: WATER)			Sample ID	0902_MW007_240521	0902_MW008_240521	0902_MW009_240521	0902_MW010_240521	0902_MW020_240522
			Sampling date / time	21-May-2024 10:21	21-May-2024 08:54	21-May-2024 09:03	21-May-2024 09:14	22-May-2024 09:05
Compound	CAS Number	LOR	Unit	ES2417952-001	ES2417952-002	ES2417952-003	ES2417952-004	ES2417952-005
				Result	Result	Result	Result	Result
EP231C: Perfluoroalkyl Sulfonamides - Continued								
N-Ethyl perfluorooctane sulfonamide (EtFOSA)	4151-50-2	0.05	µg/L	<0.05	<0.05	<0.05	<0.05	<0.05
N-Methyl perfluorooctane sulfonamidoethanol (MeFOSE)	24448-09-7	0.05	µg/L	<0.05	<0.05	<0.05	<0.05	<0.05
N-Ethyl perfluorooctane sulfonamidoethanol (EtFOSE)	1691-99-2	0.05	µg/L	<0.05	<0.05	<0.05	<0.05	<0.05
N-Methyl perfluorooctane sulfonamidoacetic acid (MeFOSAA)	2355-31-9	0.02	µg/L	<0.02	<0.02	<0.02	<0.02	<0.02
N-Ethyl perfluorooctane sulfonamidoacetic acid (EtFOSAA)	2991-50-6	0.02	µg/L	<0.02	<0.02	<0.02	<0.02	<0.02
EP231D: (n:2) Fluorotelomer Sulfonic Acids								
4:2 Fluorotelomer sulfonic acid (4:2 FTS)	757124-72-4	0.05	µg/L	<0.05	<0.05	<0.05	<0.05	<0.05
6:2 Fluorotelomer sulfonic acid (6:2 FTS)	27619-97-2	0.05	µg/L	<0.05	<0.05	<0.05	<0.05	<0.05
8:2 Fluorotelomer sulfonic acid (8:2 FTS)	39108-34-4	0.05	µg/L	<0.05	<0.05	<0.05	<0.05	<0.05
10:2 Fluorotelomer sulfonic acid (10:2 FTS)	120226-60-0	0.05	µg/L	<0.05	<0.05	<0.05	<0.05	<0.05
EP231P: PFAS Sums								
Sum of PFAS	----	0.01	µg/L	**0.25**	**0.48**	**0.07**	**0.36**	**4.19**
Sum of PFHxS and PFOS	355-46-4/1763-23-1	0.01	µg/L	**0.19**	**0.28**	**0.07**	**0.29**	**3.31**
Sum of PFAS (WA DER List)	----	0.01	µg/L	**0.22**	**0.40**	**0.07**	**0.34**	**3.75**
EP231S: PFAS Surrogate								
13C4-PFOS	----	0.02	%	**103**	**102**	**104**	**101**	**107**
13C8-PFOA	----	0.02	%	**114**	**111**	**115**	**111**	**110**

Analytical Results

Sub-Matrix: GROUNDWATER (Matrix: WATER)			Sample ID	0902_MW021_240522	0902_MW022_240522	0902_MW023_240522	0902_MW024_240520	0902_MW025_240520
			Sampling date / time	22-May-2024 08:48	22-May-2024 09:45	22-May-2024 09:25	21-May-2024 12:26	20-May-2024 13:17
Compound	CAS Number	LOR	Unit	ES2417952-006	ES2417952-007	ES2417952-008	ES2417952-009	ES2417952-010
				Result	Result	Result	Result	Result
EP231A: Perfluoroalkyl Sulfonic Acids								
Perfluorobutane sulfonic acid (PFBS)	375-73-5	0.02	µg/L	**0.04**	**0.26**	**0.04**	**0.46**	<0.02
Perfluoropentane sulfonic acid (PFPeS)	2706-91-4	0.02	µg/L	**0.06**	**0.29**	**0.03**	**0.47**	<0.02
Perfluorohexane sulfonic acid (PFHxS)	355-46-4	0.01	µg/L	**1.14**	**2.23**	**0.13**	**1.04**	**0.01**
Perfluoroheptane sulfonic acid (PFHpS)	375-92-8	0.02	µg/L	**0.04**	**0.06**	<0.02	<0.02	<0.02
Perfluorooctane sulfonic acid (PFOS)	1763-23-1	0.01	µg/L	**1.57**	**1.15**	**0.06**	**0.03**	**0.03**
Perfluorodecane sulfonic acid (PFDS)	335-77-3	0.02	µg/L	<0.02	<0.02	<0.02	<0.02	<0.02
EP231B: Perfluoroalkyl Carboxylic Acids								
Perfluorobutanoic acid (PFBA)	375-22-4	0.1	µg/L	<0.1	<0.1	<0.1	<0.1	<0.1
Perfluoropentanoic acid (PFPeA)	2706-90-3	0.02	µg/L	**0.04**	**0.08**	<0.02	**0.07**	<0.02
Perfluorohexanoic acid (PFHxA)	307-24-4	0.02	µg/L	**0.12**	**0.28**	<0.02	**0.33**	<0.02
Perfluoroheptanoic acid (PFHpA)	375-85-9	0.02	µg/L	**0.03**	**0.05**	<0.02	**0.02**	<0.02
Perfluorooctanoic acid (PFOA)	335-67-1	0.01	µg/L	**0.11**	**0.08**	<0.01	<0.01	<0.01
Perfluorononanoic acid (PFNA)	375-95-1	0.02	µg/L	<0.02	<0.02	<0.02	<0.02	<0.02
Perfluorodecanoic acid (PFDA)	335-76-2	0.02	µg/L	<0.02	<0.02	<0.02	<0.02	<0.02
Perfluoroundecanoic acid (PFUnDA)	2058-94-8	0.02	µg/L	<0.02	<0.02	<0.02	<0.02	<0.02
Perfluorododecanoic acid (PFDoDA)	307-55-1	0.02	µg/L	<0.02	<0.02	<0.02	<0.02	<0.02
Perfluorotridecanoic acid (PFTrDA)	72629-94-8	0.02	µg/L	<0.02	<0.02	<0.02	<0.02	<0.02
Perfluorotetradecanoic acid (PFTeDA)	376-06-7	0.05	µg/L	<0.05	<0.05	<0.05	<0.05	<0.05
EP231C: Perfluoroalkyl Sulfonamides								
Perfluorooctane sulfonamide (FOSA)	754-91-6	0.02	µg/L	<0.02	<0.02	<0.02	<0.02	<0.02
N-Methyl perfluorooctane sulfonamide (MeFOSA)	31506-32-8	0.05	µg/L	<0.05	<0.05	<0.05	<0.05	<0.05

Analytical Results

Sub-Matrix: GROUNDWATER (Matrix: WATER)			Sample ID	0902_MW021_240522	0902_MW022_240522	0902_MW023_240522	0902_MW024_240520	0902_MW025_240520
			Sampling date / time	22-May-2024 08:48	22-May-2024 09:45	22-May-2024 09:25	21-May-2024 12:26	20-May-2024 13:17
Compound	CAS Number	LOR	Unit	ES2417952-006	ES2417952-007	ES2417952-008	ES2417952-009	ES2417952-010
				Result	Result	Result	Result	Result
EP231C: Perfluoroalkyl Sulfonamides - Continued								
N-Ethyl perfluorooctane sulfonamide (EtFOSA)	4151-50-2	0.05	µg/L	<0.05	<0.05	<0.05	<0.05	<0.05
N-Methyl perfluorooctane sulfonamidoethanol (MeFOSE)	24448-09-7	0.05	µg/L	<0.05	<0.05	<0.05	<0.05	<0.05
N-Ethyl perfluorooctane sulfonamidoethanol (EtFOSE)	1691-99-2	0.05	µg/L	<0.05	<0.05	<0.05	<0.05	<0.05
N-Methyl perfluorooctane sulfonamidoacetic acid (MeFOSAA)	2355-31-9	0.02	µg/L	<0.02	<0.02	<0.02	<0.02	<0.02
N-Ethyl perfluorooctane sulfonamidoacetic acid (EtFOSAA)	2991-50-6	0.02	µg/L	<0.02	<0.02	<0.02	<0.02	<0.02
EP231D: (n:2) Fluorotelomer Sulfonic Acids								
4:2 Fluorotelomer sulfonic acid (4:2 FTS)	757124-72-4	0.05	µg/L	<0.05	<0.05	<0.05	<0.05	<0.05
6:2 Fluorotelomer sulfonic acid (6:2 FTS)	27619-97-2	0.05	µg/L	<0.05	<0.05	<0.05	<0.05	<0.05
8:2 Fluorotelomer sulfonic acid (8:2 FTS)	39108-34-4	0.05	µg/L	<0.05	<0.05	<0.05	<0.05	<0.05
10:2 Fluorotelomer sulfonic acid (10:2 FTS)	120226-60-0	0.05	µg/L	<0.05	<0.05	<0.05	<0.05	<0.05
EP231P: PFAS Sums								
Sum of PFAS	----	0.01	µg/L	**3.15**	**4.59**	**0.26**	**2.67**	**0.04**
Sum of PFHxS and PFOS	355-46-4/1763-23-1	0.01	µg/L	**2.71**	**3.38**	**0.19**	**1.07**	**0.04**
Sum of PFAS (WA DER List)	----	0.01	µg/L	**3.05**	**4.13**	**0.23**	**1.95**	**0.04**
EP231S: PFAS Surrogate								
13C4-PFOS	----	0.02	%	**101**	**101**	**108**	**102**	**104**
13C8-PFOA	----	0.02	%	**111**	**115**	**112**	**106**	**107**

Analytical Results

Sub-Matrix: GROUNDWATER (Matrix: WATER)			Sample ID	0902_MW026_240520	0902_MW028_240521	0902_MW030_240524	0902_MW032_240522	0902_MW033_240522
			Sampling date / time	20-May-2024 15:16	21-May-2024 12:01	24-May-2024 08:19	22-May-2024 13:00	22-May-2024 12:50
Compound	CAS Number	LOR	Unit	ES2417952-011	ES2417952-012	ES2417952-013	ES2417952-014	ES2417952-015
				Result	Result	Result	Result	Result
EP231A: Perfluoroalkyl Sulfonic Acids								
Perfluorobutane sulfonic acid (PFBS)	375-73-5	0.02	µg/L	**0.37**	**2.05**	**0.27**	**1.34**	**0.10**
Perfluoropentane sulfonic acid (PFPeS)	2706-91-4	0.02	µg/L	**0.47**	**3.02**	**0.31**	**1.58**	**0.14**
Perfluorohexane sulfonic acid (PFHxS)	355-46-4	0.01	µg/L	**3.70**	**14.3**	**2.13**	**10.1**	**1.13**
Perfluoroheptane sulfonic acid (PFHpS)	375-92-8	0.02	µg/L	**0.12**	**0.05**	**0.08**	**0.28**	<0.02
Perfluorooctane sulfonic acid (PFOS)	1763-23-1	0.01	µg/L	**0.66**	**0.04**	**2.01**	**3.13**	**0.07**
Perfluorodecane sulfonic acid (PFDS)	335-77-3	0.02	µg/L	<0.02	<0.02	<0.02	<0.02	<0.02
EP231B: Perfluoroalkyl Carboxylic Acids								
Perfluorobutanoic acid (PFBA)	375-22-4	0.1	µg/L	<0.1	**0.5**	**0.1**	**0.8**	<0.1
Perfluoropentanoic acid (PFPeA)	2706-90-3	0.02	µg/L	**0.08**	**0.82**	**0.06**	**0.28**	**0.05**
Perfluorohexanoic acid (PFHxA)	307-24-4	0.02	µg/L	**0.50**	**4.11**	**0.33**	**1.75**	**0.16**
Perfluoroheptanoic acid (PFHpA)	375-85-9	0.02	µg/L	**0.07**	**0.72**	**0.07**	**0.16**	**0.03**
Perfluorooctanoic acid (PFOA)	335-67-1	0.01	µg/L	**0.16**	**0.40**	**0.19**	**0.30**	**0.02**
Perfluorononanoic acid (PFNA)	375-95-1	0.02	µg/L	<0.02	<0.02	<0.02	<0.02	<0.02
Perfluorodecanoic acid (PFDA)	335-76-2	0.02	µg/L	<0.02	<0.02	<0.02	<0.02	<0.02
Perfluoroundecanoic acid (PFUnDA)	2058-94-8	0.02	µg/L	<0.02	<0.02	<0.02	<0.02	<0.02
Perfluorododecanoic acid (PFDoDA)	307-55-1	0.02	µg/L	<0.02	<0.02	<0.02	<0.02	<0.02
Perfluorotridecanoic acid (PFTrDA)	72629-94-8	0.02	µg/L	<0.02	<0.02	<0.02	<0.02	<0.02
Perfluorotetradecanoic acid (PFTeDA)	376-06-7	0.05	µg/L	<0.05	<0.05	<0.05	<0.05	<0.05
EP231C: Perfluoroalkyl Sulfonamides								
Perfluorooctane sulfonamide (FOSA)	754-91-6	0.02	µg/L	<0.02	<0.02	<0.02	<0.02	<0.02
N-Methyl perfluorooctane sulfonamide (MeFOSA)	31506-32-8	0.05	µg/L	<0.05	<0.05	<0.05	<0.05	<0.05

Analytical Results

Sub-Matrix: GROUNDWATER (Matrix: WATER)			Sample ID	0902_MW026_240520	0902_MW028_240521	0902_MW030_240524	0902_MW032_240522	0902_MW033_240522
			Sampling date / time	20-May-2024 15:16	21-May-2024 12:01	24-May-2024 08:19	22-May-2024 13:00	22-May-2024 12:50
Compound	CAS Number	LOR	Unit	ES2417952-011	ES2417952-012	ES2417952-013	ES2417952-014	ES2417952-015
				Result	Result	Result	Result	Result
EP231C: Perfluoroalkyl Sulfonamides - Continued								
N-Ethyl perfluorooctane sulfonamide (EtFOSA)	4151-50-2	0.05	µg/L	<0.05	<0.05	<0.05	<0.05	<0.05
N-Methyl perfluorooctane sulfonamidoethanol (MeFOSE)	24448-09-7	0.05	µg/L	<0.05	<0.05	<0.05	<0.05	<0.05
N-Ethyl perfluorooctane sulfonamidoethanol (EtFOSE)	1691-99-2	0.05	µg/L	<0.05	<0.05	<0.05	<0.05	<0.05
N-Methyl perfluorooctane sulfonamidoacetic acid (MeFOSAA)	2355-31-9	0.02	µg/L	<0.02	<0.02	<0.02	<0.02	<0.02
N-Ethyl perfluorooctane sulfonamidoacetic acid (EtFOSAA)	2991-50-6	0.02	µg/L	<0.02	<0.02	<0.02	<0.02	<0.02
EP231D: (n:2) Fluorotelomer Sulfonic Acids								
4:2 Fluorotelomer sulfonic acid (4:2 FTS)	757124-72-4	0.05	µg/L	<0.05	<0.05	<0.05	<0.05	<0.05
6:2 Fluorotelomer sulfonic acid (6:2 FTS)	27619-97-2	0.05	µg/L	<0.05	<0.05	<0.05	<0.05	<0.05
8:2 Fluorotelomer sulfonic acid (8:2 FTS)	39108-34-4	0.05	µg/L	<0.05	<0.05	<0.05	<0.05	<0.05
10:2 Fluorotelomer sulfonic acid (10:2 FTS)	120226-60-0	0.05	µg/L	<0.05	<0.05	<0.05	<0.05	<0.05
EP231P: PFAS Sums								
Sum of PFAS	----	0.01	µg/L	**6.24**	**26.8**	**5.60**	**20.3**	**1.74**
Sum of PFHxS and PFOS	355-46-4/1763-23-1	0.01	µg/L	**4.36**	**14.3**	**4.14**	**13.2**	**1.20**
Sum of PFAS (WA DER List)	----	0.01	µg/L	**5.54**	**22.9**	**5.16**	**17.9**	**1.56**
EP231S: PFAS Surrogate								
13C4-PFOS	----	0.02	%	**107**	**106**	**104**	**99.7**	**102**
13C8-PFOA	----	0.02	%	**110**	**106**	**114**	**111**	**108**

Analytical Results

Sub-Matrix: GROUNDWATER (Matrix: WATER)			Sample ID	0902_MW034_240522	0902_MW036_240523	0902_MW040_240521	0902_MW041_240521	0902_MW042_240521
			Sampling date / time	22-May-2024 12:34	23-May-2024 08:25	21-May-2024 08:39	21-May-2024 13:56	21-May-2024 09:43
Compound	CAS Number	LOR	Unit	ES2417952-016	ES2417952-017	ES2417952-018	ES2417952-019	ES2417952-020
				Result	Result	Result	Result	Result
EP231A: Perfluoroalkyl Sulfonic Acids								
Perfluorobutane sulfonic acid (PFBS)	375-73-5	0.02	µg/L	**0.07**	**0.15**	**1.47**	<0.02	<0.02
Perfluoropentane sulfonic acid (PFPeS)	2706-91-4	0.02	µg/L	**0.09**	**0.15**	**1.72**	<0.02	<0.02
Perfluorohexane sulfonic acid (PFHxS)	355-46-4	0.01	µg/L	**0.48**	**0.79**	**15.7**	**0.04**	**0.04**
Perfluoroheptane sulfonic acid (PFHpS)	375-92-8	0.02	µg/L	<0.02	<0.02	**0.60**	<0.02	<0.02
Perfluorooctane sulfonic acid (PFOS)	1763-23-1	0.01	µg/L	**0.16**	**0.06**	**38.1**	**0.03**	**0.04**
Perfluorodecane sulfonic acid (PFDS)	335-77-3	0.02	µg/L	<0.02	<0.02	**0.21**	<0.02	<0.02
EP231B: Perfluoroalkyl Carboxylic Acids								
Perfluorobutanoic acid (PFBA)	375-22-4	0.1	µg/L	<0.1	<0.1	**1.6**	<0.1	<0.1
Perfluoropentanoic acid (PFPeA)	2706-90-3	0.02	µg/L	**0.03**	**0.03**	**1.50**	<0.02	<0.02
Perfluorohexanoic acid (PFHxA)	307-24-4	0.02	µg/L	**0.10**	**0.13**	**3.64**	<0.02	<0.02
Perfluoroheptanoic acid (PFHpA)	375-85-9	0.02	µg/L	<0.02	<0.02	**0.36**	<0.02	<0.02
Perfluorooctanoic acid (PFOA)	335-67-1	0.01	µg/L	**0.02**	**0.02**	**0.87**	<0.01	<0.01
Perfluorononanoic acid (PFNA)	375-95-1	0.02	µg/L	<0.02	<0.02	**0.08**	<0.02	<0.02
Perfluorodecanoic acid (PFDA)	335-76-2	0.02	µg/L	<0.02	<0.02	**0.02**	<0.02	<0.02
Perfluoroundecanoic acid (PFUnDA)	2058-94-8	0.02	µg/L	<0.02	<0.02	<0.02	<0.02	<0.02
Perfluorododecanoic acid (PFDoDA)	307-55-1	0.02	µg/L	<0.02	<0.02	<0.02	<0.02	<0.02
Perfluorotridecanoic acid (PFTrDA)	72629-94-8	0.02	µg/L	<0.02	<0.02	<0.02	<0.02	<0.02
Perfluorotetradecanoic acid (PFTeDA)	376-06-7	0.05	µg/L	<0.05	<0.05	<0.05	<0.05	<0.05
EP231C: Perfluoroalkyl Sulfonamides								
Perfluorooctane sulfonamide (FOSA)	754-91-6	0.02	µg/L	<0.02	<0.02	**0.10**	<0.02	<0.02
N-Methyl perfluorooctane sulfonamide (MeFOSA)	31506-32-8	0.05	µg/L	<0.05	<0.05	<0.05	<0.05	<0.05

Analytical Results

Sub-Matrix: GROUNDWATER (Matrix: WATER)			Sample ID	0902_MW034_240522	0902_MW036_240523	0902_MW040_240521	0902_MW041_240521	0902_MW042_240521
			Sampling date / time	22-May-2024 12:34	23-May-2024 08:25	21-May-2024 08:39	21-May-2024 13:56	21-May-2024 09:43
Compound	CAS Number	LOR	Unit	ES2417952-016	ES2417952-017	ES2417952-018	ES2417952-019	ES2417952-020
				Result	Result	Result	Result	Result
EP231C: Perfluoroalkyl Sulfonamides - Continued								
N-Ethyl perfluorooctane sulfonamide (EtFOSA)	4151-50-2	0.05	µg/L	<0.05	<0.05	<0.05	<0.05	<0.05
N-Methyl perfluorooctane sulfonamidoethanol (MeFOSE)	24448-09-7	0.05	µg/L	<0.05	<0.05	<0.05	<0.05	<0.05
N-Ethyl perfluorooctane sulfonamidoethanol (EtFOSE)	1691-99-2	0.05	µg/L	<0.05	<0.05	<0.05	<0.05	<0.05
N-Methyl perfluorooctane sulfonamidoacetic acid (MeFOSAA)	2355-31-9	0.02	µg/L	<0.02	<0.02	<0.02	<0.02	<0.02
N-Ethyl perfluorooctane sulfonamidoacetic acid (EtFOSAA)	2991-50-6	0.02	µg/L	<0.02	<0.02	<0.02	<0.02	<0.02
EP231D: (n:2) Fluorotelomer Sulfonic Acids								
4:2 Fluorotelomer sulfonic acid (4:2 FTS)	757124-72-4	0.05	µg/L	<0.05	<0.05	<0.05	<0.05	<0.05
6:2 Fluorotelomer sulfonic acid (6:2 FTS)	27619-97-2	0.05	µg/L	<0.05	<0.05	**0.06**	<0.05	<0.05
8:2 Fluorotelomer sulfonic acid (8:2 FTS)	39108-34-4	0.05	µg/L	<0.05	<0.05	<0.05	<0.05	<0.05
10:2 Fluorotelomer sulfonic acid (10:2 FTS)	120226-60-0	0.05	µg/L	<0.05	<0.05	<0.05	<0.05	<0.05
EP231P: PFAS Sums								
Sum of PFAS	----	0.01	µg/L	**0.99**	**1.39**	**67.2**	**0.07**	**0.08**
Sum of PFHxS and PFOS	355-46-4/1763-23-1	0.01	µg/L	**0.64**	**0.85**	**53.8**	**0.07**	**0.08**
Sum of PFAS (WA DER List)	----	0.01	µg/L	**0.86**	**1.18**	**63.3**	**0.07**	**0.08**
EP231S: PFAS Surrogate								
13C4-PFOS	----	0.02	%	**99.0**	**104**	**103**	**104**	**112**
13C8-PFOA	----	0.02	%	**112**	**110**	**112**	**113**	**105**

Analytical Results

Sub-Matrix: GROUNDWATER (Matrix: WATER)			Sample ID	0902_MW043_240521	0902_MW045_240520	0902_MW046_240520	0902_MW047_240521	0902_MW048_240521
			Sampling date / time	21-May-2024 09:57	20-May-2024 13:44	20-May-2024 13:36	21-May-2024 10:52	21-May-2024 10:42
Compound	CAS Number	LOR	Unit	ES2417952-021	ES2417952-022	ES2417952-023	ES2417952-024	ES2417952-025
				Result	Result	Result	Result	Result
EP231A: Perfluoroalkyl Sulfonic Acids								
Perfluorobutane sulfonic acid (PFBS)	375-73-5	0.02	µg/L	<0.02	<0.02	<0.02	**1.18**	**0.10**
Perfluoropentane sulfonic acid (PFPeS)	2706-91-4	0.02	µg/L	<0.02	<0.02	<0.02	**1.60**	**0.11**
Perfluorohexane sulfonic acid (PFHxS)	355-46-4	0.01	µg/L	<0.01	**0.04**	**0.03**	**6.54**	**0.34**
Perfluoroheptane sulfonic acid (PFHpS)	375-92-8	0.02	µg/L	<0.02	<0.02	<0.02	**0.23**	<0.02
Perfluorooctane sulfonic acid (PFOS)	1763-23-1	0.01	µg/L	<0.01	<0.01	<0.01	**3.20**	<0.01
Perfluorodecane sulfonic acid (PFDS)	335-77-3	0.02	µg/L	<0.02	<0.02	<0.02	<0.02	<0.02
EP231B: Perfluoroalkyl Carboxylic Acids								
Perfluorobutanoic acid (PFBA)	375-22-4	0.1	µg/L	<0.1	<0.1	<0.1	**0.1**	<0.1
Perfluoropentanoic acid (PFPeA)	2706-90-3	0.02	µg/L	<0.02	<0.02	<0.02	**0.22**	**0.03**
Perfluorohexanoic acid (PFHxA)	307-24-4	0.02	µg/L	<0.02	<0.02	<0.02	**1.00**	**0.14**
Perfluoroheptanoic acid (PFHpA)	375-85-9	0.02	µg/L	<0.02	<0.02	<0.02	**0.18**	<0.02
Perfluorooctanoic acid (PFOA)	335-67-1	0.01	µg/L	<0.01	<0.01	<0.01	**0.26**	<0.01
Perfluorononanoic acid (PFNA)	375-95-1	0.02	µg/L	<0.02	<0.02	<0.02	<0.02	<0.02
Perfluorodecanoic acid (PFDA)	335-76-2	0.02	µg/L	<0.02	<0.02	<0.02	<0.02	<0.02
Perfluoroundecanoic acid (PFUnDA)	2058-94-8	0.02	µg/L	<0.02	<0.02	<0.02	<0.02	<0.02
Perfluorododecanoic acid (PFDoDA)	307-55-1	0.02	µg/L	<0.02	<0.02	<0.02	<0.02	<0.02
Perfluorotridecanoic acid (PFTrDA)	72629-94-8	0.02	µg/L	<0.02	<0.02	<0.02	<0.02	<0.02
Perfluorotetradecanoic acid (PFTeDA)	376-06-7	0.05	µg/L	<0.05	<0.05	<0.05	<0.05	<0.05
EP231C: Perfluoroalkyl Sulfonamides								
Perfluorooctane sulfonamide (FOSA)	754-91-6	0.02	µg/L	<0.02	<0.02	<0.02	<0.02	<0.02
N-Methyl perfluorooctane sulfonamide (MeFOSA)	31506-32-8	0.05	µg/L	<0.05	<0.05	<0.05	<0.05	<0.05

Analytical Results

Sub-Matrix: GROUNDWATER (Matrix: WATER)			Sample ID	0902_MW043_240521	0902_MW045_240520	0902_MW046_240520	0902_MW047_240521	0902_MW048_240521
			Sampling date / time	21-May-2024 09:57	20-May-2024 13:44	20-May-2024 13:36	21-May-2024 10:52	21-May-2024 10:42
Compound	CAS Number	LOR	Unit	ES2417952-021	ES2417952-022	ES2417952-023	ES2417952-024	ES2417952-025
				Result	Result	Result	Result	Result
EP231C: Perfluoroalkyl Sulfonamides - Continued								
N-Ethyl perfluorooctane sulfonamide (EtFOSA)	4151-50-2	0.05	µg/L	<0.05	<0.05	<0.05	<0.05	<0.05
N-Methyl perfluorooctane sulfonamidoethanol (MeFOSE)	24448-09-7	0.05	µg/L	<0.05	<0.05	<0.05	<0.05	<0.05
N-Ethyl perfluorooctane sulfonamidoethanol (EtFOSE)	1691-99-2	0.05	µg/L	<0.05	<0.05	<0.05	<0.05	<0.05
N-Methyl perfluorooctane sulfonamidoacetic acid (MeFOSAA)	2355-31-9	0.02	µg/L	<0.02	<0.02	<0.02	<0.02	<0.02
N-Ethyl perfluorooctane sulfonamidoacetic acid (EtFOSAA)	2991-50-6	0.02	µg/L	<0.02	<0.02	<0.02	<0.02	<0.02
EP231D: (n:2) Fluorotelomer Sulfonic Acids								
4:2 Fluorotelomer sulfonic acid (4:2 FTS)	757124-72-4	0.05	µg/L	<0.05	<0.05	<0.05	<0.05	<0.05
6:2 Fluorotelomer sulfonic acid (6:2 FTS)	27619-97-2	0.05	µg/L	<0.05	<0.05	<0.05	<0.05	<0.05
8:2 Fluorotelomer sulfonic acid (8:2 FTS)	39108-34-4	0.05	µg/L	<0.05	<0.05	<0.05	<0.05	<0.05
10:2 Fluorotelomer sulfonic acid (10:2 FTS)	120226-60-0	0.05	µg/L	<0.05	<0.05	<0.05	<0.05	<0.05
EP231P: PFAS Sums								
Sum of PFAS	----	0.01	µg/L	<0.01	**0.04**	**0.03**	**15.0**	**0.76**
Sum of PFHxS and PFOS	355-46-4/1763-23-1	0.01	µg/L	<0.01	**0.04**	**0.03**	**9.74**	**0.34**
Sum of PFAS (WA DER List)	----	0.01	µg/L	<0.01	**0.04**	**0.03**	**12.7**	**0.61**
EP231S: PFAS Surrogate								
13C4-PFOS	----	0.02	%	**104**	**102**	**106**	**101**	**106**
13C8-PFOA	----	0.02	%	**106**	**108**	**106**	**103**	**108**

Analytical Results

Sub-Matrix: GROUNDWATER (Matrix: WATER)			Sample ID	0902_MW050_240521	0902_MW051_240521	0902_MW052_240521	0902_MW053_240524	0902_MW054_240524
			Sampling date / time	21-May-2024 11:21	21-May-2024 11:13	21-May-2024 11:02	24-May-2024 08:29	24-May-2024 09:36
Compound	CAS Number	LOR	Unit	ES2417952-026	ES2417952-027	ES2417952-028	ES2417952-029	ES2417952-030
				Result	Result	Result	Result	Result
EP231A: Perfluoroalkyl Sulfonic Acids								
Perfluorobutane sulfonic acid (PFBS)	375-73-5	0.02	µg/L	**0.19**	**45.8**	**4.04**	**3.51**	**0.14**
Perfluoropentane sulfonic acid (PFPeS)	2706-91-4	0.02	µg/L	**0.22**	**43.0**	**4.50**	**4.25**	**0.11**
Perfluorohexane sulfonic acid (PFHxS)	355-46-4	0.01	µg/L	**1.80**	**394**	**10.8**	**22.3**	**0.52**
Perfluoroheptane sulfonic acid (PFHpS)	375-92-8	0.02	µg/L	**0.13**	**52.4**	**0.05**	**0.13**	<0.02
Perfluorooctane sulfonic acid (PFOS)	1763-23-1	0.01	µg/L	**5.68**	**289**	**0.50**	**0.13**	**0.19**
Perfluorodecane sulfonic acid (PFDS)	335-77-3	0.02	µg/L	<0.02	<0.05	<0.02	<0.02	<0.02
EP231B: Perfluoroalkyl Carboxylic Acids								
Perfluorobutanoic acid (PFBA)	375-22-4	0.1	µg/L	<0.1	**13.0**	**0.8**	**0.6**	<0.1
Perfluoropentanoic acid (PFPeA)	2706-90-3	0.02	µg/L	**0.15**	**17.8**	**1.24**	**0.69**	**0.02**
Perfluorohexanoic acid (PFHxA)	307-24-4	0.02	µg/L	**0.41**	**72.0**	**5.90**	**3.77**	**0.06**
Perfluoroheptanoic acid (PFHpA)	375-85-9	0.02	µg/L	**0.08**	**10.7**	**0.40**	**0.86**	<0.02
Perfluorooctanoic acid (PFOA)	335-67-1	0.01	µg/L	**0.18**	**30.0**	**0.21**	**1.00**	**0.02**
Perfluorononanoic acid (PFNA)	375-95-1	0.02	µg/L	<0.02	**0.30**	<0.02	<0.02	<0.02
Perfluorodecanoic acid (PFDA)	335-76-2	0.02	µg/L	<0.02	<0.05	<0.02	<0.02	<0.02
Perfluoroundecanoic acid (PFUnDA)	2058-94-8	0.02	µg/L	<0.02	<0.05	<0.02	<0.02	<0.02
Perfluorododecanoic acid (PFDoDA)	307-55-1	0.02	µg/L	<0.02	<0.05	<0.02	<0.02	<0.02
Perfluorotridecanoic acid (PFTrDA)	72629-94-8	0.02	µg/L	<0.02	<0.05	<0.02	<0.02	<0.02
Perfluorotetradecanoic acid (PFTeDA)	376-06-7	0.05	µg/L	<0.05	<0.12	<0.05	<0.05	<0.05
EP231C: Perfluoroalkyl Sulfonamides								
Perfluorooctane sulfonamide (FOSA)	754-91-6	0.02	µg/L	<0.02	<0.05	<0.02	<0.02	<0.02
N-Methyl perfluorooctane sulfonamide (MeFOSA)	31506-32-8	0.05	µg/L	<0.05	<0.12	<0.05	<0.05	<0.05

Analytical Results

Sub-Matrix: GROUNDWATER (Matrix: WATER)			Sample ID	0902_MW050_240521	0902_MW051_240521	0902_MW052_240521	0902_MW053_240524	0902_MW054_240524
			Sampling date / time	21-May-2024 11:21	21-May-2024 11:13	21-May-2024 11:02	24-May-2024 08:29	24-May-2024 09:36
Compound	CAS Number	LOR	Unit	ES2417952-026	ES2417952-027	ES2417952-028	ES2417952-029	ES2417952-030
				Result	Result	Result	Result	Result
EP231C: Perfluoroalkyl Sulfonamides - Continued								
N-Ethyl perfluorooctane sulfonamide (EtFOSA)	4151-50-2	0.05	µg/L	<0.05	<0.12	<0.05	<0.05	<0.05
N-Methyl perfluorooctane sulfonamidoethanol (MeFOSE)	24448-09-7	0.05	µg/L	<0.05	<0.12	<0.05	<0.05	<0.05
N-Ethyl perfluorooctane sulfonamidoethanol (EtFOSE)	1691-99-2	0.05	µg/L	<0.05	<0.12	<0.05	<0.05	<0.05
N-Methyl perfluorooctane sulfonamidoacetic acid (MeFOSAA)	2355-31-9	0.02	µg/L	<0.02	<0.05	<0.02	<0.02	<0.02
N-Ethyl perfluorooctane sulfonamidoacetic acid (EtFOSAA)	2991-50-6	0.02	µg/L	<0.02	<0.05	<0.02	<0.02	<0.02
EP231D: (n:2) Fluorotelomer Sulfonic Acids								
4:2 Fluorotelomer sulfonic acid (4:2 FTS)	757124-72-4	0.05	µg/L	<0.05	<0.05	<0.05	<0.05	<0.05
6:2 Fluorotelomer sulfonic acid (6:2 FTS)	27619-97-2	0.05	µg/L	<0.05	**0.11**	<0.05	<0.05	<0.05
8:2 Fluorotelomer sulfonic acid (8:2 FTS)	39108-34-4	0.05	µg/L	<0.05	<0.05	<0.05	<0.05	<0.05
10:2 Fluorotelomer sulfonic acid (10:2 FTS)	120226-60-0	0.05	µg/L	<0.05	<0.05	<0.05	<0.05	<0.05
EP231P: PFAS Sums								
Sum of PFAS	----	0.01	µg/L	**8.94**	**988**	**30.4**	**37.8**	**1.11**
Sum of PFHxS and PFOS	355-46-4/1763-23-1	0.01	µg/L	**7.48**	**683**	**11.3**	**22.4**	**0.71**
Sum of PFAS (WA DER List)	----	0.01	µg/L	**8.49**	**872**	**23.9**	**32.9**	**0.95**
EP231S: PFAS Surrogate								
13C4-PFOS	----	0.02	%	**105**	**79.0**	**106**	**107**	**106**
13C8-PFOA	----	0.02	%	**108**	**87.3**	**108**	**107**	**107**

Analytical Results

Sub-Matrix: GROUNDWATER (Matrix: WATER)			Sample ID	0902_MW056_240524	0902_MW059_240524	0902_MW060_240520	0902_MW061_240521	0902_MW062_240520
			Sampling date / time	24-May-2024 08:43	24-May-2024 09:02	20-May-2024 09:56	21-May-2024 14:32	20-May-2024 11:50
Compound	CAS Number	LOR	Unit	ES2417952-031	ES2417952-033	ES2417952-034	ES2417952-035	ES2417952-036
				Result	Result	Result	Result	Result
EP231A: Perfluoroalkyl Sulfonic Acids								
Perfluorobutane sulfonic acid (PFBS)	375-73-5	0.02	µg/L	<0.02	**2.96**	**0.12**	**0.10**	<0.02
Perfluoropentane sulfonic acid (PFPeS)	2706-91-4	0.02	µg/L	<0.02	**3.50**	**0.15**	**0.07**	<0.02
Perfluorohexane sulfonic acid (PFHxS)	355-46-4	0.01	µg/L	**0.03**	**6.83**	**1.07**	**0.47**	**0.17**
Perfluoroheptane sulfonic acid (PFHpS)	375-92-8	0.02	µg/L	<0.02	<0.02	**0.04**	<0.02	<0.02
Perfluorooctane sulfonic acid (PFOS)	1763-23-1	0.01	µg/L	**0.08**	**0.06**	**0.41**	**0.31**	**0.31**
Perfluorodecane sulfonic acid (PFDS)	335-77-3	0.02	µg/L	<0.02	<0.02	<0.02	<0.02	<0.02
EP231B: Perfluoroalkyl Carboxylic Acids								
Perfluorobutanoic acid (PFBA)	375-22-4	0.1	µg/L	<0.1	**0.5**	<0.1	<0.1	<0.1
Perfluoropentanoic acid (PFPeA)	2706-90-3	0.02	µg/L	<0.02	**0.75**	**0.04**	**0.02**	**0.21**
Perfluorohexanoic acid (PFHxA)	307-24-4	0.02	µg/L	<0.02	**4.23**	**0.20**	**0.04**	**0.14**
Perfluoroheptanoic acid (PFHpA)	375-85-9	0.02	µg/L	<0.02	**0.62**	**0.03**	<0.02	**0.05**
Perfluorooctanoic acid (PFOA)	335-67-1	0.01	µg/L	<0.01	**0.07**	**0.05**	**0.03**	<0.01
Perfluorononanoic acid (PFNA)	375-95-1	0.02	µg/L	<0.02	<0.02	<0.02	<0.02	<0.02
Perfluorodecanoic acid (PFDA)	335-76-2	0.02	µg/L	<0.02	<0.02	<0.02	<0.02	<0.02
Perfluoroundecanoic acid (PFUnDA)	2058-94-8	0.02	µg/L	<0.02	<0.02	<0.02	<0.02	<0.02
Perfluorododecanoic acid (PFDoDA)	307-55-1	0.02	µg/L	<0.02	<0.02	<0.02	<0.02	<0.02
Perfluorotridecanoic acid (PFTrDA)	72629-94-8	0.02	µg/L	<0.02	<0.02	<0.02	<0.02	<0.02
Perfluorotetradecanoic acid (PFTeDA)	376-06-7	0.05	µg/L	<0.05	<0.05	<0.05	<0.05	<0.05
EP231C: Perfluoroalkyl Sulfonamides								
Perfluorooctane sulfonamide (FOSA)	754-91-6	0.02	µg/L	<0.02	<0.02	<0.02	<0.02	<0.02
N-Methyl perfluorooctane sulfonamide (MeFOSA)	31506-32-8	0.05	µg/L	<0.05	<0.05	<0.05	<0.05	<0.05

Analytical Results

Sub-Matrix: GROUNDWATER (Matrix: WATER)			Sample ID	0902_MW056_240524	0902_MW059_240524	0902_MW060_240520	0902_MW061_240521	0902_MW062_240520
			Sampling date / time	24-May-2024 08:43	24-May-2024 09:02	20-May-2024 09:56	21-May-2024 14:32	20-May-2024 11:50
Compound	CAS Number	LOR	Unit	ES2417952-031	ES2417952-033	ES2417952-034	ES2417952-035	ES2417952-036
				Result	Result	Result	Result	Result
EP231C: Perfluoroalkyl Sulfonamides - Continued								
N-Ethyl perfluorooctane sulfonamide (EtFOSA)	4151-50-2	0.05	µg/L	<0.05	<0.05	<0.05	<0.05	<0.05
N-Methyl perfluorooctane sulfonamidoethanol (MeFOSE)	24448-09-7	0.05	µg/L	<0.05	<0.05	<0.05	<0.05	<0.05
N-Ethyl perfluorooctane sulfonamidoethanol (EtFOSE)	1691-99-2	0.05	µg/L	<0.05	<0.05	<0.05	<0.05	<0.05
N-Methyl perfluorooctane sulfonamidoacetic acid (MeFOSAA)	2355-31-9	0.02	µg/L	<0.02	<0.02	<0.02	<0.02	<0.02
N-Ethyl perfluorooctane sulfonamidoacetic acid (EtFOSAA)	2991-50-6	0.02	µg/L	<0.02	<0.02	<0.02	<0.02	<0.02
EP231D: (n:2) Fluorotelomer Sulfonic Acids								
4:2 Fluorotelomer sulfonic acid (4:2 FTS)	757124-72-4	0.05	µg/L	<0.05	<0.05	<0.05	<0.05	<0.05
6:2 Fluorotelomer sulfonic acid (6:2 FTS)	27619-97-2	0.05	µg/L	<0.05	<0.05	<0.05	<0.05	<0.05
8:2 Fluorotelomer sulfonic acid (8:2 FTS)	39108-34-4	0.05	µg/L	<0.05	<0.05	<0.05	<0.05	<0.05
10:2 Fluorotelomer sulfonic acid (10:2 FTS)	120226-60-0	0.05	µg/L	<0.05	<0.05	<0.05	<0.05	<0.05
EP231P: PFAS Sums								
Sum of PFAS	----	0.01	µg/L	**0.11**	**20.4**	**2.17**	**1.09**	**0.88**
Sum of PFHxS and PFOS	355-46-4/1763-23-1	0.01	µg/L	**0.11**	**6.89**	**1.48**	**0.78**	**0.48**
Sum of PFAS (WA DER List)	----	0.01	µg/L	**0.11**	**16.0**	**1.92**	**0.97**	**0.88**
EP231S: PFAS Surrogate								
13C4-PFOS	----	0.02	%	**102**	**103**	**107**	**99.4**	**104**
13C8-PFOA	----	0.02	%	**105**	**108**	**110**	**107**	**106**

Analytical Results

Sub-Matrix: GROUNDWATER (Matrix: WATER)			Sample ID	0902_MW063_240520	0902_MW064_240521	0902_MW065_240520	0902_MW066_240520	0902_MW067_240520
			Sampling date / time	20-May-2024 11:36	21-May-2024 14:48	20-May-2024 14:38	20-May-2024 14:17	20-May-2024 12:16
Compound	CAS Number	LOR	Unit	ES2417952-037	ES2417952-038	ES2417952-039	ES2417952-040	ES2417952-041
				Result	Result	Result	Result	Result
EP231A: Perfluoroalkyl Sulfonic Acids								
Perfluorobutane sulfonic acid (PFBS)	375-73-5	0.02	µg/L	**2.28**	<0.02	**0.02**	**0.05**	<0.02
Perfluoropentane sulfonic acid (PFPeS)	2706-91-4	0.02	µg/L	**2.77**	**0.03**	<0.02	**0.06**	<0.02
Perfluorohexane sulfonic acid (PFHxS)	355-46-4	0.01	µg/L	**11.2**	**0.19**	**0.06**	**0.37**	**0.04**
Perfluoroheptane sulfonic acid (PFHpS)	375-92-8	0.02	µg/L	**0.38**	<0.02	<0.02	<0.02	<0.02
Perfluorooctane sulfonic acid (PFOS)	1763-23-1	0.01	µg/L	**1.71**	**0.18**	**0.06**	**0.23**	**0.02**
Perfluorodecane sulfonic acid (PFDS)	335-77-3	0.02	µg/L	<0.02	<0.02	<0.02	<0.02	<0.02
EP231B: Perfluoroalkyl Carboxylic Acids								
Perfluorobutanoic acid (PFBA)	375-22-4	0.1	µg/L	**0.6**	<0.1	<0.1	<0.1	<0.1
Perfluoropentanoic acid (PFPeA)	2706-90-3	0.02	µg/L	**1.23**	<0.02	**0.03**	<0.02	<0.02
Perfluorohexanoic acid (PFHxA)	307-24-4	0.02	µg/L	**3.70**	<0.02	<0.02	**0.02**	<0.02
Perfluoroheptanoic acid (PFHpA)	375-85-9	0.02	µg/L	**0.88**	<0.02	<0.02	<0.02	<0.02
Perfluorooctanoic acid (PFOA)	335-67-1	0.01	µg/L	**1.06**	<0.01	<0.01	**0.01**	<0.01
Perfluorononanoic acid (PFNA)	375-95-1	0.02	µg/L	<0.02	<0.02	<0.02	<0.02	<0.02
Perfluorodecanoic acid (PFDA)	335-76-2	0.02	µg/L	<0.02	<0.02	<0.02	<0.02	<0.02
Perfluoroundecanoic acid (PFUnDA)	2058-94-8	0.02	µg/L	<0.02	<0.02	<0.02	<0.02	<0.02
Perfluorododecanoic acid (PFDoDA)	307-55-1	0.02	µg/L	<0.02	<0.02	<0.02	<0.02	<0.02
Perfluorotridecanoic acid (PFTrDA)	72629-94-8	0.02	µg/L	<0.02	<0.02	<0.02	<0.02	<0.02
Perfluorotetradecanoic acid (PFTeDA)	376-06-7	0.05	µg/L	<0.05	<0.05	<0.05	<0.05	<0.05
EP231C: Perfluoroalkyl Sulfonamides								
Perfluorooctane sulfonamide (FOSA)	754-91-6	0.02	µg/L	<0.02	<0.02	<0.02	<0.02	<0.02
N-Methyl perfluorooctane sulfonamide (MeFOSA)	31506-32-8	0.05	µg/L	<0.05	<0.05	<0.05	<0.05	<0.05

Analytical Results

Sub-Matrix: GROUNDWATER (Matrix: WATER)			Sample ID	0902_MW063_240520	0902_MW064_240521	0902_MW065_240520	0902_MW066_240520	0902_MW067_240520
			Sampling date / time	20-May-2024 11:36	21-May-2024 14:48	20-May-2024 14:38	20-May-2024 14:17	20-May-2024 12:16
Compound	CAS Number	LOR	Unit	ES2417952-037	ES2417952-038	ES2417952-039	ES2417952-040	ES2417952-041
				Result	Result	Result	Result	Result
EP231C: Perfluoroalkyl Sulfonamides - Continued								
N-Ethyl perfluorooctane sulfonamide (EtFOSA)	4151-50-2	0.05	µg/L	<0.05	<0.05	<0.05	<0.05	<0.05
N-Methyl perfluorooctane sulfonamidoethanol (MeFOSE)	24448-09-7	0.05	µg/L	<0.05	<0.05	<0.05	<0.05	<0.05
N-Ethyl perfluorooctane sulfonamidoethanol (EtFOSE)	1691-99-2	0.05	µg/L	<0.05	<0.05	<0.05	<0.05	<0.05
N-Methyl perfluorooctane sulfonamidoacetic acid (MeFOSAA)	2355-31-9	0.02	µg/L	<0.02	<0.02	<0.02	<0.02	<0.02
N-Ethyl perfluorooctane sulfonamidoacetic acid (EtFOSAA)	2991-50-6	0.02	µg/L	<0.02	<0.02	<0.02	<0.02	<0.02
EP231D: (n:2) Fluorotelomer Sulfonic Acids								
4:2 Fluorotelomer sulfonic acid (4:2 FTS)	757124-72-4	0.05	µg/L	<0.05	<0.05	<0.05	<0.05	<0.05
6:2 Fluorotelomer sulfonic acid (6:2 FTS)	27619-97-2	0.05	µg/L	**0.14**	<0.05	<0.05	<0.05	<0.05
8:2 Fluorotelomer sulfonic acid (8:2 FTS)	39108-34-4	0.05	µg/L	<0.05	<0.05	<0.05	<0.05	<0.05
10:2 Fluorotelomer sulfonic acid (10:2 FTS)	120226-60-0	0.05	µg/L	<0.05	<0.05	<0.05	<0.05	<0.05
EP231P: PFAS Sums								
Sum of PFAS	----	0.01	µg/L	**26.7**	**0.63**	**0.17**	**0.74**	**0.06**
Sum of PFHxS and PFOS	355-46-4/1763-23-1	0.01	µg/L	**12.9**	**0.37**	**0.12**	**0.60**	**0.06**
Sum of PFAS (WA DER List)	----	0.01	µg/L	**22.8**	**0.37**	**0.17**	**0.68**	**0.06**
EP231S: PFAS Surrogate								
13C4-PFOS	----	0.02	%	**99.2**	**111**	**107**	**105**	**99.3**
13C8-PFOA	----	0.02	%	**107**	**108**	**110**	**105**	**106**

Analytical Results

Sub-Matrix: GROUNDWATER (Matrix: WATER)			Sample ID	0902_MW068_240520	0902_MW069_240520	0902_MW070_240520	0902_MW071_240520	0902_MW072_240522
			Sampling date / time	20-May-2024 11:19	20-May-2024 12:04	20-May-2024 10:56	20-May-2024 10:57	22-May-2024 13:57
Compound	CAS Number	LOR	Unit	ES2417952-042	ES2417952-043	ES2417952-044	ES2417952-045	ES2417952-046
				Result	Result	Result	Result	Result
EP231A: Perfluoroalkyl Sulfonic Acids								
Perfluorobutane sulfonic acid (PFBS)	375-73-5	0.02	µg/L	**0.40**	**0.07**	**0.10**	**0.29**	**8.35**
Perfluoropentane sulfonic acid (PFPeS)	2706-91-4	0.02	µg/L	**0.61**	**0.04**	**0.02**	**0.06**	**9.50**
Perfluorohexane sulfonic acid (PFHxS)	355-46-4	0.01	µg/L	**4.94**	**0.31**	**0.23**	**0.43**	**61.5**
Perfluoroheptane sulfonic acid (PFHpS)	375-92-8	0.02	µg/L	**0.19**	<0.02	**0.02**	<0.02	**3.20**
Perfluorooctane sulfonic acid (PFOS)	1763-23-1	0.01	µg/L	**1.78**	**0.47**	**0.73**	**1.02**	**29.0**
Perfluorodecane sulfonic acid (PFDS)	335-77-3	0.02	µg/L	<0.02	<0.02	<0.02	<0.02	<0.02
EP231B: Perfluoroalkyl Carboxylic Acids								
Perfluorobutanoic acid (PFBA)	375-22-4	0.1	µg/L	<0.1	<0.1	<0.1	**0.1**	**5.8**
Perfluoropentanoic acid (PFPeA)	2706-90-3	0.02	µg/L	**0.15**	**0.03**	**0.07**	**0.21**	**2.29**
Perfluorohexanoic acid (PFHxA)	307-24-4	0.02	µg/L	**0.73**	**0.05**	**0.07**	**0.21**	**12.1**
Perfluoroheptanoic acid (PFHpA)	375-85-9	0.02	µg/L	**0.11**	<0.02	**0.03**	**0.08**	**1.53**
Perfluorooctanoic acid (PFOA)	335-67-1	0.01	µg/L	**0.27**	**0.03**	**0.05**	**0.08**	**3.07**
Perfluorononanoic acid (PFNA)	375-95-1	0.02	µg/L	<0.02	<0.02	<0.02	<0.02	<0.02
Perfluorodecanoic acid (PFDA)	335-76-2	0.02	µg/L	<0.02	<0.02	<0.02	<0.02	<0.02
Perfluoroundecanoic acid (PFUnDA)	2058-94-8	0.02	µg/L	<0.02	<0.02	<0.02	<0.02	<0.02
Perfluorododecanoic acid (PFDoDA)	307-55-1	0.02	µg/L	<0.02	<0.02	<0.02	<0.02	<0.02
Perfluorotridecanoic acid (PFTrDA)	72629-94-8	0.02	µg/L	<0.02	<0.02	<0.02	<0.02	<0.02
Perfluorotetradecanoic acid (PFTeDA)	376-06-7	0.05	µg/L	<0.05	<0.05	<0.05	<0.05	<0.05
EP231C: Perfluoroalkyl Sulfonamides								
Perfluorooctane sulfonamide (FOSA)	754-91-6	0.02	µg/L	<0.02	<0.02	<0.02	<0.02	<0.02
N-Methyl perfluorooctane sulfonamide (MeFOSA)	31506-32-8	0.05	µg/L	<0.05	<0.05	<0.05	<0.05	<0.05

Analytical Results

Sub-Matrix: GROUNDWATER (Matrix: WATER)			Sample ID	0902_MW068_240520	0902_MW069_240520	0902_MW070_240520	0902_MW071_240520	0902_MW072_240522
			Sampling date / time	20-May-2024 11:19	20-May-2024 12:04	20-May-2024 10:56	20-May-2024 10:57	22-May-2024 13:57
Compound	CAS Number	LOR	Unit	ES2417952-042	ES2417952-043	ES2417952-044	ES2417952-045	ES2417952-046
				Result	Result	Result	Result	Result
EP231C: Perfluoroalkyl Sulfonamides - Continued								
N-Ethyl perfluorooctane sulfonamide (EtFOSA)	4151-50-2	0.05	µg/L	<0.05	<0.05	<0.05	<0.05	<0.05
N-Methyl perfluorooctane sulfonamidoethanol (MeFOSE)	24448-09-7	0.05	µg/L	<0.05	<0.05	<0.05	<0.05	<0.05
N-Ethyl perfluorooctane sulfonamidoethanol (EtFOSE)	1691-99-2	0.05	µg/L	<0.05	<0.05	<0.05	<0.05	<0.05
N-Methyl perfluorooctane sulfonamidoacetic acid (MeFOSAA)	2355-31-9	0.02	µg/L	<0.02	<0.02	<0.02	<0.02	<0.02
N-Ethyl perfluorooctane sulfonamidoacetic acid (EtFOSAA)	2991-50-6	0.02	µg/L	<0.02	<0.02	<0.02	<0.02	<0.02
EP231D: (n:2) Fluorotelomer Sulfonic Acids								
4:2 Fluorotelomer sulfonic acid (4:2 FTS)	757124-72-4	0.05	µg/L	<0.05	<0.05	<0.05	<0.05	<0.05
6:2 Fluorotelomer sulfonic acid (6:2 FTS)	27619-97-2	0.05	µg/L	<0.05	<0.05	<0.05	<0.05	<0.05
8:2 Fluorotelomer sulfonic acid (8:2 FTS)	39108-34-4	0.05	µg/L	<0.05	<0.05	<0.05	<0.05	<0.05
10:2 Fluorotelomer sulfonic acid (10:2 FTS)	120226-60-0	0.05	µg/L	<0.05	<0.05	<0.05	<0.05	<0.05
EP231P: PFAS Sums								
Sum of PFAS	----	0.01	µg/L	**9.36**	**1.00**	**1.32**	**2.50**	**141**
Sum of PFHxS and PFOS	355-46-4/1763-23-1	0.01	µg/L	**6.72**	**0.78**	**0.96**	**1.45**	**90.5**
Sum of PFAS (WA DER List)	----	0.01	µg/L	**8.38**	**0.96**	**1.28**	**2.42**	**124**
EP231S: PFAS Surrogate								
13C4-PFOS	----	0.02	%	**98.0**	**101**	**99.2**	**94.7**	**96.4**
13C8-PFOA	----	0.02	%	**106**	**107**	**106**	**103**	**106**

Analytical Results

Sub-Matrix: GROUNDWATER (Matrix: WATER)			Sample ID	0902_MW073_240523	0902_MW074_240522	0902_MW075_240523	0902_MW076_240523	0902_MW077_240523
			Sampling date / time	23-May-2024 09:12	22-May-2024 13:46	23-May-2024 10:34	23-May-2024 10:06	23-May-2024 10:15
Compound	CAS Number	LOR	Unit	ES2417952-047	ES2417952-048	ES2417952-049	ES2417952-050	ES2417952-051
				Result	Result	Result	Result	Result
EP231A: Perfluoroalkyl Sulfonic Acids								
Perfluorobutane sulfonic acid (PFBS)	375-73-5	0.02	µg/L	**5.76**	**5.52**	<0.02	<0.02	<0.02
Perfluoropentane sulfonic acid (PFPeS)	2706-91-4	0.02	µg/L	**8.08**	**6.78**	<0.02	<0.02	<0.02
Perfluorohexane sulfonic acid (PFHxS)	355-46-4	0.01	µg/L	**50.6**	**39.9**	<0.01	**0.04**	<0.01
Perfluoroheptane sulfonic acid (PFHpS)	375-92-8	0.02	µg/L	**1.47**	**1.70**	<0.02	<0.02	<0.02
Perfluorooctane sulfonic acid (PFOS)	1763-23-1	0.01	µg/L	**7.53**	**17.0**	<0.01	<0.01	<0.01
Perfluorodecane sulfonic acid (PFDS)	335-77-3	0.02	µg/L	<0.02	<0.02	<0.02	<0.02	<0.02
EP231B: Perfluoroalkyl Carboxylic Acids								
Perfluorobutanoic acid (PFBA)	375-22-4	0.1	µg/L	**8.5**	**6.3**	<0.1	<0.1	<0.1
Perfluoropentanoic acid (PFPeA)	2706-90-3	0.02	µg/L	**2.38**	**1.67**	<0.02	<0.02	<0.02
Perfluorohexanoic acid (PFHxA)	307-24-4	0.02	µg/L	**12.1**	**8.50**	<0.02	<0.02	<0.02
Perfluoroheptanoic acid (PFHpA)	375-85-9	0.02	µg/L	**1.30**	**1.06**	<0.02	<0.02	<0.02
Perfluorooctanoic acid (PFOA)	335-67-1	0.01	µg/L	**2.61**	**1.78**	<0.01	<0.01	<0.01
Perfluorononanoic acid (PFNA)	375-95-1	0.02	µg/L	<0.02	<0.02	<0.02	<0.02	<0.02
Perfluorodecanoic acid (PFDA)	335-76-2	0.02	µg/L	<0.02	<0.02	<0.02	<0.02	<0.02
Perfluoroundecanoic acid (PFUnDA)	2058-94-8	0.02	µg/L	<0.02	<0.02	<0.02	<0.02	<0.02
Perfluorododecanoic acid (PFDoDA)	307-55-1	0.02	µg/L	<0.02	<0.02	<0.02	<0.02	<0.02
Perfluorotridecanoic acid (PFTrDA)	72629-94-8	0.02	µg/L	<0.02	<0.02	<0.02	<0.02	<0.02
Perfluorotetradecanoic acid (PFTeDA)	376-06-7	0.05	µg/L	<0.05	<0.05	<0.05	<0.05	<0.05
EP231C: Perfluoroalkyl Sulfonamides								
Perfluorooctane sulfonamide (FOSA)	754-91-6	0.02	µg/L	<0.02	<0.02	<0.02	<0.02	<0.02
N-Methyl perfluorooctane sulfonamide (MeFOSA)	31506-32-8	0.05	µg/L	<0.05	<0.05	<0.05	<0.05	<0.05

Analytical Results

Sub-Matrix: GROUNDWATER (Matrix: WATER)			Sample ID	0902_MW073_240523	0902_MW074_240522	0902_MW075_240523	0902_MW076_240523	0902_MW077_240523
			Sampling date / time	23-May-2024 09:12	22-May-2024 13:46	23-May-2024 10:34	23-May-2024 10:06	23-May-2024 10:15
Compound	CAS Number	LOR	Unit	ES2417952-047	ES2417952-048	ES2417952-049	ES2417952-050	ES2417952-051
				Result	Result	Result	Result	Result
EP231C: Perfluoroalkyl Sulfonamides - Continued								
N-Ethyl perfluorooctane sulfonamide (EtFOSA)	4151-50-2	0.05	µg/L	<0.05	<0.05	<0.05	<0.05	<0.05
N-Methyl perfluorooctane sulfonamidoethanol (MeFOSE)	24448-09-7	0.05	µg/L	<0.05	<0.05	<0.05	<0.05	<0.05
N-Ethyl perfluorooctane sulfonamidoethanol (EtFOSE)	1691-99-2	0.05	µg/L	<0.05	<0.05	<0.05	<0.05	<0.05
N-Methyl perfluorooctane sulfonamidoacetic acid (MeFOSAA)	2355-31-9	0.02	µg/L	<0.02	<0.02	<0.02	<0.02	<0.02
N-Ethyl perfluorooctane sulfonamidoacetic acid (EtFOSAA)	2991-50-6	0.02	µg/L	<0.02	<0.02	<0.02	<0.02	<0.02
EP231D: (n:2) Fluorotelomer Sulfonic Acids								
4:2 Fluorotelomer sulfonic acid (4:2 FTS)	757124-72-4	0.05	µg/L	<0.05	<0.05	<0.05	<0.05	<0.05
6:2 Fluorotelomer sulfonic acid (6:2 FTS)	27619-97-2	0.05	µg/L	<0.05	<0.05	<0.05	<0.05	<0.05
8:2 Fluorotelomer sulfonic acid (8:2 FTS)	39108-34-4	0.05	µg/L	<0.05	<0.05	<0.05	<0.05	<0.05
10:2 Fluorotelomer sulfonic acid (10:2 FTS)	120226-60-0	0.05	µg/L	<0.05	<0.05	<0.05	<0.05	<0.05
EP231P: PFAS Sums								
Sum of PFAS	----	0.01	µg/L	**103**	**92.7**	<0.01	**0.04**	<0.01
Sum of PFHxS and PFOS	355-46-4/1763-23-1	0.01	µg/L	**58.1**	**56.9**	<0.01	**0.04**	<0.01
Sum of PFAS (WA DER List)	----	0.01	µg/L	**90.8**	**81.7**	<0.01	**0.04**	<0.01
EP231S: PFAS Surrogate								
13C4-PFOS	----	0.02	%	**102**	**103**	**101**	**104**	**102**
13C8-PFOA	----	0.02	%	**106**	**102**	**106**	**105**	**106**

Analytical Results

Sub-Matrix: GROUNDWATER (Matrix: WATER)			Sample ID	0902_MW078_240523	0902_MW079_240523	0902_MW081_240523	0902_MW106_240523	0902_MW107D_240524
			Sampling date / time	23-May-2024 10:57	23-May-2024 11:16	23-May-2024 13:07	23-May-2024 11:30	24-May-2024 09:25
Compound	CAS Number	LOR	Unit	ES2417952-052	ES2417952-053	ES2417952-054	ES2417952-055	ES2417952-056
				Result	Result	Result	Result	Result
EP231A: Perfluoroalkyl Sulfonic Acids								
Perfluorobutane sulfonic acid (PFBS)	375-73-5	0.02	µg/L	**0.04**	**0.15**	<0.02	**0.09**	**0.10**
Perfluoropentane sulfonic acid (PFPeS)	2706-91-4	0.02	µg/L	**0.05**	**0.20**	<0.02	**0.12**	**0.13**
Perfluorohexane sulfonic acid (PFHxS)	355-46-4	0.01	µg/L	**0.36**	**1.60**	**0.04**	**1.07**	**1.08**
Perfluoroheptane sulfonic acid (PFHpS)	375-92-8	0.02	µg/L	<0.02	**0.04**	<0.02	<0.02	**0.02**
Perfluorooctane sulfonic acid (PFOS)	1763-23-1	0.01	µg/L	**0.02**	**1.16**	**0.04**	**0.27**	**0.38**
Perfluorodecane sulfonic acid (PFDS)	335-77-3	0.02	µg/L	<0.02	<0.02	<0.02	<0.02	<0.02
EP231B: Perfluoroalkyl Carboxylic Acids								
Perfluorobutanoic acid (PFBA)	375-22-4	0.1	µg/L	<0.1	<0.1	<0.1	<0.1	<0.1
Perfluoropentanoic acid (PFPeA)	2706-90-3	0.02	µg/L	**0.04**	**0.06**	<0.02	<0.02	<0.02
Perfluorohexanoic acid (PFHxA)	307-24-4	0.02	µg/L	**0.09**	**0.23**	<0.02	<0.02	**0.02**
Perfluoroheptanoic acid (PFHpA)	375-85-9	0.02	µg/L	<0.02	**0.03**	<0.02	<0.02	<0.02
Perfluorooctanoic acid (PFOA)	335-67-1	0.01	µg/L	<0.01	**0.06**	<0.01	<0.01	<0.01
Perfluorononanoic acid (PFNA)	375-95-1	0.02	µg/L	<0.02	<0.02	<0.02	<0.02	<0.02
Perfluorodecanoic acid (PFDA)	335-76-2	0.02	µg/L	<0.02	<0.02	<0.02	<0.02	<0.02
Perfluoroundecanoic acid (PFUnDA)	2058-94-8	0.02	µg/L	<0.02	<0.02	<0.02	<0.02	<0.02
Perfluorododecanoic acid (PFDoDA)	307-55-1	0.02	µg/L	<0.02	<0.02	<0.02	<0.02	<0.02
Perfluorotridecanoic acid (PFTrDA)	72629-94-8	0.02	µg/L	<0.02	<0.02	<0.02	<0.02	<0.02
Perfluorotetradecanoic acid (PFTeDA)	376-06-7	0.05	µg/L	<0.05	<0.05	<0.05	<0.05	<0.05
EP231C: Perfluoroalkyl Sulfonamides								
Perfluorooctane sulfonamide (FOSA)	754-91-6	0.02	µg/L	<0.02	<0.02	<0.02	<0.02	<0.02
N-Methyl perfluorooctane sulfonamide (MeFOSA)	31506-32-8	0.05	µg/L	<0.05	<0.05	<0.05	<0.05	<0.05

Analytical Results

Sub-Matrix: GROUNDWATER (Matrix: WATER)			Sample ID	0902_MW078_240523	0902_MW079_240523	0902_MW081_240523	0902_MW106_240523	0902_MW107D_240524
			Sampling date / time	23-May-2024 10:57	23-May-2024 11:16	23-May-2024 13:07	23-May-2024 11:30	24-May-2024 09:25
Compound	CAS Number	LOR	Unit	ES2417952-052	ES2417952-053	ES2417952-054	ES2417952-055	ES2417952-056
				Result	Result	Result	Result	Result
EP231C: Perfluoroalkyl Sulfonamides - Continued								
N-Ethyl perfluorooctane sulfonamide (EtFOSA)	4151-50-2	0.05	µg/L	<0.05	<0.05	<0.05	<0.05	<0.05
N-Methyl perfluorooctane sulfonamidoethanol (MeFOSE)	24448-09-7	0.05	µg/L	<0.05	<0.05	<0.05	<0.05	<0.05
N-Ethyl perfluorooctane sulfonamidoethanol (EtFOSE)	1691-99-2	0.05	µg/L	<0.05	<0.05	<0.05	<0.05	<0.05
N-Methyl perfluorooctane sulfonamidoacetic acid (MeFOSAA)	2355-31-9	0.02	µg/L	<0.02	<0.02	<0.02	<0.02	<0.02
N-Ethyl perfluorooctane sulfonamidoacetic acid (EtFOSAA)	2991-50-6	0.02	µg/L	<0.02	<0.02	<0.02	<0.02	<0.02
EP231D: (n:2) Fluorotelomer Sulfonic Acids								
4:2 Fluorotelomer sulfonic acid (4:2 FTS)	757124-72-4	0.05	µg/L	<0.05	<0.05	<0.05	<0.05	<0.05
6:2 Fluorotelomer sulfonic acid (6:2 FTS)	27619-97-2	0.05	µg/L	<0.05	<0.05	<0.05	<0.05	<0.05
8:2 Fluorotelomer sulfonic acid (8:2 FTS)	39108-34-4	0.05	µg/L	<0.05	<0.05	<0.05	<0.05	<0.05
10:2 Fluorotelomer sulfonic acid (10:2 FTS)	120226-60-0	0.05	µg/L	<0.05	<0.05	<0.05	<0.05	<0.05
EP231P: PFAS Sums								
Sum of PFAS	----	0.01	µg/L	**0.60**	**3.60**	**0.08**	**1.58**	**1.76**
Sum of PFHxS and PFOS	355-46-4/1763-23-1	0.01	µg/L	**0.38**	**2.76**	**0.08**	**1.34**	**1.46**
Sum of PFAS (WA DER List)	----	0.01	µg/L	**0.55**	**3.29**	**0.08**	**1.43**	**1.58**
EP231S: PFAS Surrogate								
13C4-PFOS	----	0.02	%	**101**	**101**	**100**	**101**	**99.5**
13C8-PFOA	----	0.02	%	**108**	**106**	**105**	**106**	**107**

Analytical Results

Sub-Matrix: GROUNDWATER (Matrix: WATER)			Sample ID	0902_MW107I_240524	0902_MW108_240524	0902_MW109_240522	0902_MW110_240522	0902_QC100_240520
			Sampling date / time	24-May-2024 09:16	24-May-2024 08:05	22-May-2024 09:55	22-May-2024 08:57	20-May-2024 11:21
Compound	CAS Number	LOR	Unit	ES2417952-057	ES2417952-058	ES2417952-059	ES2417952-060	ES2417952-063
				Result	Result	Result	Result	Result
EP231A: Perfluoroalkyl Sulfonic Acids								
Perfluorobutane sulfonic acid (PFBS)	375-73-5	0.02	µg/L	**68.9**	**0.27**	**0.21**	**0.02**	**0.32**
Perfluoropentane sulfonic acid (PFPeS)	2706-91-4	0.02	µg/L	**102**	**0.17**	**0.22**	<0.02	**0.57**
Perfluorohexane sulfonic acid (PFHxS)	355-46-4	0.01	µg/L	**585**	**0.95**	**1.35**	**0.12**	**3.75**
Perfluoroheptane sulfonic acid (PFHpS)	375-92-8	0.02	µg/L	**30.5**	**0.06**	**0.08**	<0.02	**0.14**
Perfluorooctane sulfonic acid (PFOS)	1763-23-1	0.01	µg/L	**690**	**2.68**	**2.87**	**0.07**	**1.69**
Perfluorodecane sulfonic acid (PFDS)	335-77-3	0.02	µg/L	**0.05**	<0.02	<0.02	<0.02	<0.02
EP231B: Perfluoroalkyl Carboxylic Acids								
Perfluorobutanoic acid (PFBA)	375-22-4	0.1	µg/L	**27.9**	**0.2**	<0.1	<0.1	<0.1
Perfluoropentanoic acid (PFPeA)	2706-90-3	0.02	µg/L	**47.3**	**0.21**	**0.07**	<0.02	**0.14**
Perfluorohexanoic acid (PFHxA)	307-24-4	0.02	µg/L	**218**	**0.38**	**0.30**	<0.02	**0.56**
Perfluoroheptanoic acid (PFHpA)	375-85-9	0.02	µg/L	**31.9**	**0.06**	**0.05**	<0.02	**0.07**
Perfluorooctanoic acid (PFOA)	335-67-1	0.01	µg/L	**105**	**0.09**	**0.11**	<0.01	**0.29**
Perfluorononanoic acid (PFNA)	375-95-1	0.02	µg/L	**0.22**	**0.02**	<0.02	<0.02	<0.02
Perfluorodecanoic acid (PFDA)	335-76-2	0.02	µg/L	<0.05	<0.02	<0.02	<0.02	<0.02
Perfluoroundecanoic acid (PFUnDA)	2058-94-8	0.02	µg/L	<0.05	<0.02	<0.02	<0.02	<0.02
Perfluorododecanoic acid (PFDoDA)	307-55-1	0.02	µg/L	<0.05	<0.02	<0.02	<0.02	<0.02
Perfluorotridecanoic acid (PFTrDA)	72629-94-8	0.02	µg/L	<0.05	<0.02	<0.02	<0.02	<0.02
Perfluorotetradecanoic acid (PFTeDA)	376-06-7	0.05	µg/L	<0.12	<0.05	<0.05	<0.05	<0.05
EP231C: Perfluoroalkyl Sulfonamides								
Perfluorooctane sulfonamide (FOSA)	754-91-6	0.02	µg/L	<0.05	<0.02	<0.02	<0.02	<0.02
N-Methyl perfluorooctane sulfonamide (MeFOSA)	31506-32-8	0.05	µg/L	<0.12	<0.05	<0.05	<0.05	<0.05

Analytical Results

Sub-Matrix: GROUNDWATER (Matrix: WATER)			Sample ID	0902_MW107I_240524	0902_MW108_240524	0902_MW109_240522	0902_MW110_240522	0902_QC100_240520
			Sampling date / time	24-May-2024 09:16	24-May-2024 08:05	22-May-2024 09:55	22-May-2024 08:57	20-May-2024 11:21
Compound	CAS Number	LOR	Unit	ES2417952-057	ES2417952-058	ES2417952-059	ES2417952-060	ES2417952-063
				Result	Result	Result	Result	Result
EP231C: Perfluoroalkyl Sulfonamides - Continued								
N-Ethyl perfluorooctane sulfonamide (EtFOSA)	4151-50-2	0.05	µg/L	<0.12	<0.05	<0.05	<0.05	<0.05
N-Methyl perfluorooctane sulfonamidoethanol (MeFOSE)	24448-09-7	0.05	µg/L	<0.12	<0.05	<0.05	<0.05	<0.05
N-Ethyl perfluorooctane sulfonamidoethanol (EtFOSE)	1691-99-2	0.05	µg/L	<0.12	<0.05	<0.05	<0.05	<0.05
N-Methyl perfluorooctane sulfonamidoacetic acid (MeFOSAA)	2355-31-9	0.02	µg/L	<0.05	<0.02	<0.02	<0.02	<0.02
N-Ethyl perfluorooctane sulfonamidoacetic acid (EtFOSAA)	2991-50-6	0.02	µg/L	<0.05	<0.02	<0.02	<0.02	<0.02
EP231D: (n:2) Fluorotelomer Sulfonic Acids								
4:2 Fluorotelomer sulfonic acid (4:2 FTS)	757124-72-4	0.05	µg/L	<0.05	<0.05	<0.05	<0.05	<0.05
6:2 Fluorotelomer sulfonic acid (6:2 FTS)	27619-97-2	0.05	µg/L	**0.16**	<0.05	<0.05	<0.05	<0.05
8:2 Fluorotelomer sulfonic acid (8:2 FTS)	39108-34-4	0.05	µg/L	<0.05	<0.05	<0.05	<0.05	<0.05
10:2 Fluorotelomer sulfonic acid (10:2 FTS)	120226-60-0	0.05	µg/L	<0.05	<0.05	<0.05	<0.05	<0.05
EP231P: PFAS Sums								
Sum of PFAS	----	0.01	µg/L	**1920**	**5.18**	**5.37**	**0.21**	**7.70**
Sum of PFHxS and PFOS	355-46-4/1763-23-1	0.01	µg/L	**1280**	**3.63**	**4.22**	**0.19**	**5.44**
Sum of PFAS (WA DER List)	----	0.01	µg/L	**1770**	**4.84**	**4.96**	**0.21**	**6.82**
EP231S: PFAS Surrogate								
13C4-PFOS	----	0.02	%	**71.2**	**102**	**100**	**95.8**	**96.0**
13C8-PFOA	----	0.02	%	**97.4**	**106**	**114**	**115**	**118**

Analytical Results

Sub-Matrix: GROUNDWATER (Matrix: WATER)			Sample ID	0902_QC101_240520	0902_QC102_240520	0902_QC105_240523	0902_QC300_240520	0902_QC301_240521
			Sampling date / time	20-May-2024 11:37	20-May-2024 14:18	23-May-2024 11:36	20-May-2024 17:30	21-May-2024 17:15
Compound	CAS Number	LOR	Unit	ES2417952-064	ES2417952-065	ES2417952-066	ES2417952-067	ES2417952-068
				Result	Result	Result	Result	Result
EP231A: Perfluoroalkyl Sulfonic Acids								
Perfluorobutane sulfonic acid (PFBS)	375-73-5	0.02	µg/L	**2.07**	**0.04**	**0.07**	<0.02	<0.02
Perfluoropentane sulfonic acid (PFPeS)	2706-91-4	0.02	µg/L	**2.80**	**0.03**	**0.10**	<0.02	<0.02
Perfluorohexane sulfonic acid (PFHxS)	355-46-4	0.01	µg/L	**9.73**	**0.24**	**0.73**	<0.01	<0.01
Perfluoroheptane sulfonic acid (PFHpS)	375-92-8	0.02	µg/L	**0.34**	<0.02	<0.02	<0.02	<0.02
Perfluorooctane sulfonic acid (PFOS)	1763-23-1	0.01	µg/L	**1.74**	**0.19**	**0.28**	<0.01	<0.01
Perfluorodecane sulfonic acid (PFDS)	335-77-3	0.02	µg/L	<0.02	<0.02	<0.02	<0.02	<0.02
EP231B: Perfluoroalkyl Carboxylic Acids								
Perfluorobutanoic acid (PFBA)	375-22-4	0.1	µg/L	**0.5**	<0.1	<0.1	<0.1	<0.1
Perfluoropentanoic acid (PFPeA)	2706-90-3	0.02	µg/L	**1.06**	<0.02	<0.02	<0.02	<0.02
Perfluorohexanoic acid (PFHxA)	307-24-4	0.02	µg/L	**4.52**	<0.02	<0.02	<0.02	<0.02
Perfluoroheptanoic acid (PFHpA)	375-85-9	0.02	µg/L	**0.66**	<0.02	<0.02	<0.02	<0.02
Perfluorooctanoic acid (PFOA)	335-67-1	0.01	µg/L	**1.11**	**0.01**	<0.01	<0.01	<0.01
Perfluorononanoic acid (PFNA)	375-95-1	0.02	µg/L	<0.02	<0.02	<0.02	<0.02	<0.02
Perfluorodecanoic acid (PFDA)	335-76-2	0.02	µg/L	<0.02	<0.02	<0.02	<0.02	<0.02
Perfluoroundecanoic acid (PFUnDA)	2058-94-8	0.02	µg/L	<0.02	<0.02	<0.02	<0.02	<0.02
Perfluorododecanoic acid (PFDoDA)	307-55-1	0.02	µg/L	<0.02	<0.02	<0.02	<0.02	<0.02
Perfluorotridecanoic acid (PFTrDA)	72629-94-8	0.02	µg/L	<0.02	<0.02	<0.02	<0.02	<0.02
Perfluorotetradecanoic acid (PFTeDA)	376-06-7	0.05	µg/L	<0.05	<0.05	<0.05	<0.05	<0.05
EP231C: Perfluoroalkyl Sulfonamides								
Perfluorooctane sulfonamide (FOSA)	754-91-6	0.02	µg/L	<0.02	<0.02	<0.02	<0.02	<0.02
N-Methyl perfluorooctane sulfonamide (MeFOSA)	31506-32-8	0.05	µg/L	<0.05	<0.05	<0.05	<0.05	<0.05

Analytical Results

Sub-Matrix: GROUNDWATER (Matrix: WATER)			Sample ID	0902_QC101_240520	0902_QC102_240520	0902_QC105_240523	0902_QC300_240520	0902_QC301_240521
			Sampling date / time	20-May-2024 11:37	20-May-2024 14:18	23-May-2024 11:36	20-May-2024 17:30	21-May-2024 17:15
Compound	CAS Number	LOR	Unit	ES2417952-064	ES2417952-065	ES2417952-066	ES2417952-067	ES2417952-068
				Result	Result	Result	Result	Result
EP231C: Perfluoroalkyl Sulfonamides - Continued								
N-Ethyl perfluorooctane sulfonamide (EtFOSA)	4151-50-2	0.05	µg/L	<0.05	<0.05	<0.05	<0.05	<0.05
N-Methyl perfluorooctane sulfonamidoethanol (MeFOSE)	24448-09-7	0.05	µg/L	<0.05	<0.05	<0.05	<0.05	<0.05
N-Ethyl perfluorooctane sulfonamidoethanol (EtFOSE)	1691-99-2	0.05	µg/L	<0.05	<0.05	<0.05	<0.05	<0.05
N-Methyl perfluorooctane sulfonamidoacetic acid (MeFOSAA)	2355-31-9	0.02	µg/L	<0.02	<0.02	<0.02	<0.02	<0.02
N-Ethyl perfluorooctane sulfonamidoacetic acid (EtFOSAA)	2991-50-6	0.02	µg/L	<0.02	<0.02	<0.02	<0.02	<0.02
EP231D: (n:2) Fluorotelomer Sulfonic Acids								
4:2 Fluorotelomer sulfonic acid (4:2 FTS)	757124-72-4	0.05	µg/L	<0.05	<0.05	<0.05	<0.05	<0.05
6:2 Fluorotelomer sulfonic acid (6:2 FTS)	27619-97-2	0.05	µg/L	**0.16**	<0.05	<0.05	<0.05	<0.05
8:2 Fluorotelomer sulfonic acid (8:2 FTS)	39108-34-4	0.05	µg/L	<0.05	<0.05	<0.05	<0.05	<0.05
10:2 Fluorotelomer sulfonic acid (10:2 FTS)	120226-60-0	0.05	µg/L	<0.05	<0.05	<0.05	<0.05	<0.05
EP231P: PFAS Sums								
Sum of PFAS	----	0.01	µg/L	**25.6**	**0.51**	**1.21**	<0.01	<0.01
Sum of PFHxS and PFOS	355-46-4/1763-23-1	0.01	µg/L	**11.5**	**0.43**	**1.01**	<0.01	<0.01
Sum of PFAS (WA DER List)	----	0.01	µg/L	**21.6**	**0.48**	**1.08**	<0.01	<0.01
EP231S: PFAS Surrogate								
13C4-PFOS	----	0.02	%	**99.4**	**97.1**	**98.4**	**99.0**	**102**
13C8-PFOA	----	0.02	%	**114**	**119**	**118**	**116**	**118**

Analytical Results

Sub-Matrix: GROUNDWATER (Matrix: WATER)			Sample ID	0902_QC302_240522	0902_QC303_240523	0902_QC304_240524	----	----
			Sampling date / time	22-May-2024 17:06	23-May-2024 17:19	24-May-2024 13:30	----	----
Compound	CAS Number	LOR	Unit	ES2417952-069	ES2417952-070	ES2417952-071	--------	--------
				Result	Result	Result	----	----
EP231A: Perfluoroalkyl Sulfonic Acids								
Perfluorobutane sulfonic acid (PFBS)	375-73-5	0.02	µg/L	<0.02	<0.02	<0.02	----	----
Perfluoropentane sulfonic acid (PFPeS)	2706-91-4	0.02	µg/L	<0.02	<0.02	<0.02	----	----
Perfluorohexane sulfonic acid (PFHxS)	355-46-4	0.01	µg/L	<0.01	<0.01	<0.01	----	----
Perfluoroheptane sulfonic acid (PFHpS)	375-92-8	0.02	µg/L	<0.02	<0.02	<0.02	----	----
Perfluorooctane sulfonic acid (PFOS)	1763-23-1	0.01	µg/L	<0.01	<0.01	<0.01	----	----
Perfluorodecane sulfonic acid (PFDS)	335-77-3	0.02	µg/L	<0.02	<0.02	<0.02	----	----
EP231B: Perfluoroalkyl Carboxylic Acids								
Perfluorobutanoic acid (PFBA)	375-22-4	0.1	µg/L	<0.1	<0.1	<0.1	----	----
Perfluoropentanoic acid (PFPeA)	2706-90-3	0.02	µg/L	<0.02	<0.02	<0.02	----	----
Perfluorohexanoic acid (PFHxA)	307-24-4	0.02	µg/L	<0.02	<0.02	<0.02	----	----
Perfluoroheptanoic acid (PFHpA)	375-85-9	0.02	µg/L	<0.02	<0.02	<0.02	----	----
Perfluorooctanoic acid (PFOA)	335-67-1	0.01	µg/L	<0.01	<0.01	<0.01	----	----
Perfluorononanoic acid (PFNA)	375-95-1	0.02	µg/L	<0.02	<0.02	<0.02	----	----
Perfluorodecanoic acid (PFDA)	335-76-2	0.02	µg/L	<0.02	<0.02	<0.02	----	----
Perfluoroundecanoic acid (PFUnDA)	2058-94-8	0.02	µg/L	<0.02	<0.02	<0.02	----	----
Perfluorododecanoic acid (PFDoDA)	307-55-1	0.02	µg/L	<0.02	<0.02	<0.02	----	----
Perfluorotridecanoic acid (PFTrDA)	72629-94-8	0.02	µg/L	<0.02	<0.02	<0.02	----	----
Perfluorotetradecanoic acid (PFTeDA)	376-06-7	0.05	µg/L	<0.05	<0.05	<0.05	----	----
EP231C: Perfluoroalkyl Sulfonamides								
Perfluorooctane sulfonamide (FOSA)	754-91-6	0.02	µg/L	<0.02	<0.02	<0.02	----	----
N-Methyl perfluorooctane sulfonamide (MeFOSA)	31506-32-8	0.05	µg/L	<0.05	<0.05	<0.05	----	----

Analytical Results

Sub-Matrix: GROUNDWATER (Matrix: WATER)			Sample ID	0902_QC302_240522	0902_QC303_240523	0902_QC304_240524	----	----
			Sampling date / time	22-May-2024 17:06	23-May-2024 17:19	24-May-2024 13:30	----	----
Compound	CAS Number	LOR	Unit	ES2417952-069	ES2417952-070	ES2417952-071	--------	--------
				Result	Result	Result	----	----
EP231C: Perfluoroalkyl Sulfonamides - Continued								
N-Ethyl perfluorooctane sulfonamide (EtFOSA)	4151-50-2	0.05	µg/L	<0.05	<0.05	<0.05	----	----
N-Methyl perfluorooctane sulfonamidoethanol (MeFOSE)	24448-09-7	0.05	µg/L	<0.05	<0.05	<0.05	----	----
N-Ethyl perfluorooctane sulfonamidoethanol (EtFOSE)	1691-99-2	0.05	µg/L	<0.05	<0.05	<0.05	----	----
N-Methyl perfluorooctane sulfonamidoacetic acid (MeFOSAA)	2355-31-9	0.02	µg/L	<0.02	<0.02	<0.02	----	----
N-Ethyl perfluorooctane sulfonamidoacetic acid (EtFOSAA)	2991-50-6	0.02	µg/L	<0.02	<0.02	<0.02	----	----
EP231D: (n:2) Fluorotelomer Sulfonic Acids								
4:2 Fluorotelomer sulfonic acid (4:2 FTS)	757124-72-4	0.05	µg/L	<0.05	<0.05	<0.05	----	----
6:2 Fluorotelomer sulfonic acid (6:2 FTS)	27619-97-2	0.05	µg/L	<0.05	<0.05	<0.05	----	----
8:2 Fluorotelomer sulfonic acid (8:2 FTS)	39108-34-4	0.05	µg/L	<0.05	<0.05	<0.05	----	----
10:2 Fluorotelomer sulfonic acid (10:2 FTS)	120226-60-0	0.05	µg/L	<0.05	<0.05	<0.05	----	----
EP231P: PFAS Sums								
Sum of PFAS	----	0.01	µg/L	<0.01	<0.01	<0.01	----	----
Sum of PFHxS and PFOS	355-46-4/1763-23-1	0.01	µg/L	<0.01	<0.01	<0.01	----	----
Sum of PFAS (WA DER List)	----	0.01	µg/L	<0.01	<0.01	<0.01	----	----
EP231S: PFAS Surrogate								
13C4-PFOS	----	0.02	%	**102**	**96.4**	**102**	----	----
13C8-PFOA	----	0.02	%	**115**	**110**	**110**	----	----

Surrogate Control Limits

Sub-Matrix: GROUNDWATER		Recovery Limits (%)	
Compound	CAS Number	Low	High
EP231S: PFAS Surrogate			
13C4-PFOS	----	60	120
13C8-PFOA	----	60	120

QUALITY CONTROL REPORT

Work Order	: **ES2417952**	Page	: 1 of 19
Amendment	: **2**		
Client	: **AECOM AUSTRALIA PTY LTD**	Laboratory	: Environmental Division Sydney
Contact	: [redacted]	Contact	: [redacted]
Address	: LEVEL 21 420 GEORGE STREET SYDNEY NSW, AUSTRALIA 2000	Address	: 277-289 Woodpark Road Smithfield NSW Australia 2164
Telephone	: ----	Telephone	: [redacted]
Project	: NSW_0902_PFASOMP_24	Date Samples Received	: 31-May-2024
Order number	: 60612562_5.1	Date Analysis Commenced	: 04-Jun-2024
C-O-C number	: 67883	Issue Date	: 18-Jul-2024
Sampler	: [redacted]		
Site	: 0902 - GW		
Quote number	: SY/139/19 v4 60612562_5.1		
No. of samples received	: 75		
No. of samples analysed	: 68		

Accreditation No. 825
Accredited for compliance with
ISO/IEC 17025 - Testing

This report supersedes any previous report(s) with this reference. Results apply to the sample(s) as submitted, unless the sampling was conducted by ALS. This document shall not be reproduced, except in full.

This Quality Control Report contains the following information:

- Laboratory Duplicate (DUP) Report; Relative Percentage Difference (RPD) and Acceptance Limits
- Method Blank (MB) and Laboratory Control Spike (LCS) Report; Recovery and Acceptance Limits
- Matrix Spike (MS) Report; Recovery and Acceptance Limits

Signatories

This document has been electronically signed by the authorized signatories below. Electronic signing is carried out in compliance with procedures specified in 21 CFR Part 11.

Signatories	*Position*	*Accreditation Category*
[redacted]	LCMS Coordinator	Sydney Organics, Smithfield, NSW

General Comments

The analytical procedures used by ALS have been developed from established internationally recognised procedures such as those published by the USEPA, APHA, AS and NEPM. In house developed procedures are fully validated and are often at the client request.

Where moisture determination has been performed, results are reported on a dry weight basis.

Where a reported less than (<) result is higher than the LOR, this may be due to primary sample extract/digestate dilution and/or insufficient sample for analysis. Where the LOR of a reported result differs from standard LOR, this may be due to high moisture content, insufficient sample (reduced weight employed) or matrix interference.

Key : Anonymous = Refers to samples which are not specifically part of this work order but formed part of the QC process lot
CAS Number = CAS registry number from database maintained by Chemical Abstracts Services. The Chemical Abstracts Service is a division of the American Chemical Society.
LOR = Limit of reporting
RPD = Relative Percentage Difference
# = Indicates failed QC

Laboratory Duplicate (DUP) Report

The quality control term Laboratory Duplicate refers to a randomly selected intralaboratory split. Laboratory duplicates provide information regarding method precision and sample heterogeneity. The permitted ranges for the Relative Percent Deviation (RPD) of Laboratory Duplicates are specified in ALS Method QWI-EN/38 and are dependent on the magnitude of results in comparison to the level of reporting: Result < 10 times LOR: No Limit; Result between 10 and 20 times LOR: 0% - 50%; Result > 20 times LOR: 0% - 20%.

Sub-Matrix: **WATER**

				Laboratory Duplicate (DUP) Report					
Laboratory sample ID	Sample ID	Method: Compound	CAS Number	LOR	Unit	Original Result	Duplicate Result	RPD (%)	Acceptable RPD (%)
EP231A: Perfluoroalkyl Sulfonic Acids (QC Lot: 5832636)									
ES2417952-001	0902_MW007_240521	EP231X: Perfluorohexane sulfonic acid (PFHxS)	355-46-4	0.01	µg/L	0.19	0.19	0.0	0% - 50%
		EP231X: Perfluorooctane sulfonic acid (PFOS)	1763-23-1	0.01	µg/L	<0.01	<0.01	0.0	No Limit
		EP231X: Perfluorobutane sulfonic acid (PFBS)	375-73-5	0.02	µg/L	0.03	0.03	0.0	No Limit
		EP231X: Perfluoropentane sulfonic acid (PFPeS)	2706-91-4	0.02	µg/L	0.03	0.03	0.0	No Limit
		EP231X: Perfluoroheptane sulfonic acid (PFHpS)	375-92-8	0.02	µg/L	<0.02	<0.02	0.0	No Limit
		EP231X: Perfluorodecane sulfonic acid (PFDS)	335-77-3	0.02	µg/L	<0.02	<0.02	0.0	No Limit
ES2417952-011	0902_MW026_240520	EP231X: Perfluorohexane sulfonic acid (PFHxS)	355-46-4	0.01	µg/L	3.70	4.21	12.9	0% - 20%
		EP231X: Perfluorooctane sulfonic acid (PFOS)	1763-23-1	0.01	µg/L	0.66	0.72	8.1	0% - 20%
		EP231X: Perfluorobutane sulfonic acid (PFBS)	375-73-5	0.02	µg/L	0.37	0.36	0.0	0% - 50%
		EP231X: Perfluoropentane sulfonic acid (PFPeS)	2706-91-4	0.02	µg/L	0.47	0.53	12.0	0% - 20%
		EP231X: Perfluoroheptane sulfonic acid (PFHpS)	375-92-8	0.02	µg/L	0.12	0.14	14.0	No Limit
		EP231X: Perfluorodecane sulfonic acid (PFDS)	335-77-3	0.02	µg/L	<0.02	<0.02	0.0	No Limit
EP231A: Perfluoroalkyl Sulfonic Acids (QC Lot: 5832637)									
ES2417952-020	0902_MW042_240521	EP231X: Perfluorohexane sulfonic acid (PFHxS)	355-46-4	0.01	µg/L	0.04	0.04	0.0	No Limit
		EP231X: Perfluorooctane sulfonic acid (PFOS)	1763-23-1	0.01	µg/L	0.04	0.04	0.0	No Limit
		EP231X: Perfluorobutane sulfonic acid (PFBS)	375-73-5	0.02	µg/L	<0.02	<0.02	0.0	No Limit
		EP231X: Perfluoropentane sulfonic acid (PFPeS)	2706-91-4	0.02	µg/L	<0.02	<0.02	0.0	No Limit
		EP231X: Perfluoroheptane sulfonic acid (PFHpS)	375-92-8	0.02	µg/L	<0.02	<0.02	0.0	No Limit
		EP231X: Perfluorodecane sulfonic acid (PFDS)	335-77-3	0.02	µg/L	<0.02	<0.02	0.0	No Limit
ES2417952-030	0902_MW054_240524	EP231X: Perfluorohexane sulfonic acid (PFHxS)	355-46-4	0.01	µg/L	0.52	0.54	3.3	0% - 20%
		EP231X: Perfluorooctane sulfonic acid (PFOS)	1763-23-1	0.01	µg/L	0.19	0.20	0.0	0% - 50%
		EP231X: Perfluorobutane sulfonic acid (PFBS)	375-73-5	0.02	µg/L	0.14	0.14	0.0	No Limit

Sub-Matrix: **WATER**

Laboratory sample ID	Sample ID	Method: Compound	CAS Number	Laboratory Duplicate (DUP) Report LOR	Unit	Original Result	Duplicate Result	RPD (%)	Acceptable RPD (%)
EP231A: Perfluoroalkyl Sulfonic Acids (QC Lot: 5832637) - continued									
ES2417952-030	0902_MW054_240524	EP231X: Perfluoropentane sulfonic acid (PFPeS)	2706-91-4	0.02	µg/L	0.11	0.12	9.1	No Limit
		EP231X: Perfluoroheptane sulfonic acid (PFHpS)	375-92-8	0.02	µg/L	<0.02	<0.02	0.0	No Limit
		EP231X: Perfluorodecane sulfonic acid (PFDS)	335-77-3	0.02	µg/L	<0.02	<0.02	0.0	No Limit
EP231A: Perfluoroalkyl Sulfonic Acids (QC Lot: 5832638)									
ES2417952-040	0902_MW066_240520	EP231X: Perfluorohexane sulfonic acid (PFHxS)	355-46-4	0.01	µg/L	0.37	0.33	13.5	0% - 20%
		EP231X: Perfluorooctane sulfonic acid (PFOS)	1763-23-1	0.01	µg/L	0.23	0.20	13.4	0% - 20%
		EP231X: Perfluorobutane sulfonic acid (PFBS)	375-73-5	0.02	µg/L	0.05	0.04	0.0	No Limit
		EP231X: Perfluoropentane sulfonic acid (PFPeS)	2706-91-4	0.02	µg/L	0.06	0.05	20.5	No Limit
		EP231X: Perfluoroheptane sulfonic acid (PFHpS)	375-92-8	0.02	µg/L	<0.02	<0.02	0.0	No Limit
		EP231X: Perfluorodecane sulfonic acid (PFDS)	335-77-3	0.02	µg/L	<0.02	<0.02	0.0	No Limit
ES2417952-050	0902_MW076_240523	EP231X: Perfluorohexane sulfonic acid (PFHxS)	355-46-4	0.01	µg/L	0.04	0.04	0.0	No Limit
		EP231X: Perfluorooctane sulfonic acid (PFOS)	1763-23-1	0.01	µg/L	<0.01	<0.01	0.0	No Limit
		EP231X: Perfluorobutane sulfonic acid (PFBS)	375-73-5	0.02	µg/L	<0.02	<0.02	0.0	No Limit
		EP231X: Perfluoropentane sulfonic acid (PFPeS)	2706-91-4	0.02	µg/L	<0.02	<0.02	0.0	No Limit
		EP231X: Perfluoroheptane sulfonic acid (PFHpS)	375-92-8	0.02	µg/L	<0.02	<0.02	0.0	No Limit
		EP231X: Perfluorodecane sulfonic acid (PFDS)	335-77-3	0.02	µg/L	<0.02	<0.02	0.0	No Limit
EP231A: Perfluoroalkyl Sulfonic Acids (QC Lot: 5832643)									
ES2417952-059	0902_MW109_240522	EP231X: Perfluorohexane sulfonic acid (PFHxS)	355-46-4	0.01	µg/L	1.35	1.57	14.9	0% - 20%
		EP231X: Perfluorooctane sulfonic acid (PFOS)	1763-23-1	0.01	µg/L	2.87	3.02	5.0	0% - 20%
		EP231X: Perfluorobutane sulfonic acid (PFBS)	375-73-5	0.02	µg/L	0.21	0.26	20.8	0% - 50%
		EP231X: Perfluoropentane sulfonic acid (PFPeS)	2706-91-4	0.02	µg/L	0.22	0.26	15.7	0% - 50%
		EP231X: Perfluoroheptane sulfonic acid (PFHpS)	375-92-8	0.02	µg/L	0.08	0.10	12.3	No Limit
		EP231X: Perfluorodecane sulfonic acid (PFDS)	335-77-3	0.02	µg/L	<0.02	<0.02	0.0	No Limit
ES2417952-071	0902_QC304_240524	EP231X: Perfluorohexane sulfonic acid (PFHxS)	355-46-4	0.01	µg/L	<0.01	<0.01	0.0	No Limit
		EP231X: Perfluorooctane sulfonic acid (PFOS)	1763-23-1	0.01	µg/L	<0.01	<0.01	0.0	No Limit
		EP231X: Perfluorobutane sulfonic acid (PFBS)	375-73-5	0.02	µg/L	<0.02	<0.02	0.0	No Limit
		EP231X: Perfluoropentane sulfonic acid (PFPeS)	2706-91-4	0.02	µg/L	<0.02	<0.02	0.0	No Limit
		EP231X: Perfluoroheptane sulfonic acid (PFHpS)	375-92-8	0.02	µg/L	<0.02	<0.02	0.0	No Limit
		EP231X: Perfluorodecane sulfonic acid (PFDS)	335-77-3	0.02	µg/L	<0.02	<0.02	0.0	No Limit
EP231B: Perfluoroalkyl Carboxylic Acids (QC Lot: 5832636)									
ES2417952-001	0902_MW007_240521	EP231X: Perfluorooctanoic acid (PFOA)	335-67-1	0.01	µg/L	<0.01	<0.01	0.0	No Limit
		EP231X: Perfluoropentanoic acid (PFPeA)	2706-90-3	0.02	µg/L	<0.02	<0.02	0.0	No Limit
		EP231X: Perfluorohexanoic acid (PFHxA)	307-24-4	0.02	µg/L	<0.02	<0.02	0.0	No Limit
		EP231X: Perfluoroheptanoic acid (PFHpA)	375-85-9	0.02	µg/L	<0.02	<0.02	0.0	No Limit
		EP231X: Perfluorononanoic acid (PFNA)	375-95-1	0.02	µg/L	<0.02	<0.02	0.0	No Limit
		EP231X: Perfluorodecanoic acid (PFDA)	335-76-2	0.02	µg/L	<0.02	<0.02	0.0	No Limit
		EP231X: Perfluoroundecanoic acid (PFUnDA)	2058-94-8	0.02	µg/L	<0.02	<0.02	0.0	No Limit

Sub-Matrix: **WATER**

Laboratory sample ID	Sample ID	Method: Compound	CAS Number	Laboratory Duplicate (DUP) Report LOR	Unit	Original Result	Duplicate Result	RPD (%)	Acceptable RPD (%)
EP231B: Perfluoroalkyl Carboxylic Acids (QC Lot: 5832636) - continued									
ES2417952-001	0902_MW007_240521	EP231X: Perfluorododecanoic acid (PFDoDA)	307-55-1	0.02	µg/L	<0.02	<0.02	0.0	No Limit
		EP231X: Perfluorotridecanoic acid (PFTrDA)	72629-94-8	0.02	µg/L	<0.02	<0.02	0.0	No Limit
		EP231X: Perfluorotetradecanoic acid (PFTeDA)	376-06-7	0.05	µg/L	<0.05	<0.05	0.0	No Limit
		EP231X: Perfluorobutanoic acid (PFBA)	375-22-4	0.1	µg/L	<0.1	<0.1	0.0	No Limit
ES2417952-011	0902_MW026_240520	EP231X: Perfluorooctanoic acid (PFOA)	335-67-1	0.01	µg/L	0.16	0.16	0.0	0% - 50%
		EP231X: Perfluoropentanoic acid (PFPeA)	2706-90-3	0.02	µg/L	0.08	0.09	0.0	No Limit
		EP231X: Perfluorohexanoic acid (PFHxA)	307-24-4	0.02	µg/L	0.50	0.49	2.1	0% - 20%
		EP231X: Perfluoroheptanoic acid (PFHpA)	375-85-9	0.02	µg/L	0.07	0.09	15.1	No Limit
		EP231X: Perfluorononanoic acid (PFNA)	375-95-1	0.02	µg/L	<0.02	<0.02	0.0	No Limit
		EP231X: Perfluorodecanoic acid (PFDA)	335-76-2	0.02	µg/L	<0.02	<0.02	0.0	No Limit
		EP231X: Perfluoroundecanoic acid (PFUnDA)	2058-94-8	0.02	µg/L	<0.02	<0.02	0.0	No Limit
		EP231X: Perfluorododecanoic acid (PFDoDA)	307-55-1	0.02	µg/L	<0.02	<0.02	0.0	No Limit
		EP231X: Perfluorotridecanoic acid (PFTrDA)	72629-94-8	0.02	µg/L	<0.02	<0.02	0.0	No Limit
		EP231X: Perfluorotetradecanoic acid (PFTeDA)	376-06-7	0.05	µg/L	<0.05	<0.05	0.0	No Limit
		EP231X: Perfluorobutanoic acid (PFBA)	375-22-4	0.1	µg/L	<0.1	<0.1	0.0	No Limit
EP231B: Perfluoroalkyl Carboxylic Acids (QC Lot: 5832637)									
ES2417952-020	0902_MW042_240521	EP231X: Perfluorooctanoic acid (PFOA)	335-67-1	0.01	µg/L	<0.01	<0.01	0.0	No Limit
		EP231X: Perfluoropentanoic acid (PFPeA)	2706-90-3	0.02	µg/L	<0.02	<0.02	0.0	No Limit
		EP231X: Perfluorohexanoic acid (PFHxA)	307-24-4	0.02	µg/L	<0.02	<0.02	0.0	No Limit
		EP231X: Perfluoroheptanoic acid (PFHpA)	375-85-9	0.02	µg/L	<0.02	<0.02	0.0	No Limit
		EP231X: Perfluorononanoic acid (PFNA)	375-95-1	0.02	µg/L	<0.02	<0.02	0.0	No Limit
		EP231X: Perfluorodecanoic acid (PFDA)	335-76-2	0.02	µg/L	<0.02	<0.02	0.0	No Limit
		EP231X: Perfluoroundecanoic acid (PFUnDA)	2058-94-8	0.02	µg/L	<0.02	<0.02	0.0	No Limit
		EP231X: Perfluorododecanoic acid (PFDoDA)	307-55-1	0.02	µg/L	<0.02	<0.02	0.0	No Limit
		EP231X: Perfluorotridecanoic acid (PFTrDA)	72629-94-8	0.02	µg/L	<0.02	<0.02	0.0	No Limit
		EP231X: Perfluorotetradecanoic acid (PFTeDA)	376-06-7	0.05	µg/L	<0.05	<0.05	0.0	No Limit
		EP231X: Perfluorobutanoic acid (PFBA)	375-22-4	0.1	µg/L	<0.1	<0.1	0.0	No Limit
ES2417952-030	0902_MW054_240524	EP231X: Perfluorooctanoic acid (PFOA)	335-67-1	0.01	µg/L	0.02	0.02	0.0	No Limit
		EP231X: Perfluoropentanoic acid (PFPeA)	2706-90-3	0.02	µg/L	0.02	0.02	0.0	No Limit
		EP231X: Perfluorohexanoic acid (PFHxA)	307-24-4	0.02	µg/L	0.06	0.06	0.0	No Limit
		EP231X: Perfluoroheptanoic acid (PFHpA)	375-85-9	0.02	µg/L	<0.02	<0.02	0.0	No Limit
		EP231X: Perfluorononanoic acid (PFNA)	375-95-1	0.02	µg/L	<0.02	<0.02	0.0	No Limit
		EP231X: Perfluorodecanoic acid (PFDA)	335-76-2	0.02	µg/L	<0.02	<0.02	0.0	No Limit
		EP231X: Perfluoroundecanoic acid (PFUnDA)	2058-94-8	0.02	µg/L	<0.02	<0.02	0.0	No Limit
		EP231X: Perfluorododecanoic acid (PFDoDA)	307-55-1	0.02	µg/L	<0.02	<0.02	0.0	No Limit
		EP231X: Perfluorotridecanoic acid (PFTrDA)	72629-94-8	0.02	µg/L	<0.02	<0.02	0.0	No Limit
		EP231X: Perfluorotetradecanoic acid (PFTeDA)	376-06-7	0.05	µg/L	<0.05	<0.05	0.0	No Limit
		EP231X: Perfluorobutanoic acid (PFBA)	375-22-4	0.1	µg/L	<0.1	<0.1	0.0	No Limit

Sub-Matrix: **WATER**

Laboratory sample ID	Sample ID	Method: Compound	CAS Number	Laboratory Duplicate (DUP) Report LOR	Unit	Original Result	Duplicate Result	RPD (%)	Acceptable RPD (%)
EP231B: Perfluoroalkyl Carboxylic Acids (QC Lot: 5832638)									
ES2417952-040	0902_MW066_240520	EP231X: Perfluorooctanoic acid (PFOA)	335-67-1	0.01	µg/L	0.01	<0.01	0.0	No Limit
		EP231X: Perfluoropentanoic acid (PFPeA)	2706-90-3	0.02	µg/L	<0.02	<0.02	0.0	No Limit
		EP231X: Perfluorohexanoic acid (PFHxA)	307-24-4	0.02	µg/L	0.02	<0.02	0.0	No Limit
		EP231X: Perfluoroheptanoic acid (PFHpA)	375-85-9	0.02	µg/L	<0.02	<0.02	0.0	No Limit
		EP231X: Perfluorononanoic acid (PFNA)	375-95-1	0.02	µg/L	<0.02	<0.02	0.0	No Limit
		EP231X: Perfluorodecanoic acid (PFDA)	335-76-2	0.02	µg/L	<0.02	<0.02	0.0	No Limit
		EP231X: Perfluoroundecanoic acid (PFUnDA)	2058-94-8	0.02	µg/L	<0.02	<0.02	0.0	No Limit
		EP231X: Perfluorododecanoic acid (PFDoDA)	307-55-1	0.02	µg/L	<0.02	<0.02	0.0	No Limit
		EP231X: Perfluorotridecanoic acid (PFTrDA)	72629-94-8	0.02	µg/L	<0.02	<0.02	0.0	No Limit
		EP231X: Perfluorotetradecanoic acid (PFTeDA)	376-06-7	0.05	µg/L	<0.05	<0.05	0.0	No Limit
		EP231X: Perfluorobutanoic acid (PFBA)	375-22-4	0.1	µg/L	<0.1	<0.1	0.0	No Limit
ES2417952-050	0902_MW076_240523	EP231X: Perfluorooctanoic acid (PFOA)	335-67-1	0.01	µg/L	<0.01	<0.01	0.0	No Limit
		EP231X: Perfluoropentanoic acid (PFPeA)	2706-90-3	0.02	µg/L	<0.02	<0.02	0.0	No Limit
		EP231X: Perfluorohexanoic acid (PFHxA)	307-24-4	0.02	µg/L	<0.02	<0.02	0.0	No Limit
		EP231X: Perfluoroheptanoic acid (PFHpA)	375-85-9	0.02	µg/L	<0.02	<0.02	0.0	No Limit
		EP231X: Perfluorononanoic acid (PFNA)	375-95-1	0.02	µg/L	<0.02	<0.02	0.0	No Limit
		EP231X: Perfluorodecanoic acid (PFDA)	335-76-2	0.02	µg/L	<0.02	<0.02	0.0	No Limit
		EP231X: Perfluoroundecanoic acid (PFUnDA)	2058-94-8	0.02	µg/L	<0.02	<0.02	0.0	No Limit
		EP231X: Perfluorododecanoic acid (PFDoDA)	307-55-1	0.02	µg/L	<0.02	<0.02	0.0	No Limit
		EP231X: Perfluorotridecanoic acid (PFTrDA)	72629-94-8	0.02	µg/L	<0.02	<0.02	0.0	No Limit
		EP231X: Perfluorotetradecanoic acid (PFTeDA)	376-06-7	0.05	µg/L	<0.05	<0.05	0.0	No Limit
		EP231X: Perfluorobutanoic acid (PFBA)	375-22-4	0.1	µg/L	<0.1	<0.1	0.0	No Limit
EP231B: Perfluoroalkyl Carboxylic Acids (QC Lot: 5832643)									
ES2417952-059	0902_MW109_240522	EP231X: Perfluorooctanoic acid (PFOA)	335-67-1	0.01	µg/L	0.11	0.14	20.0	0% - 50%
		EP231X: Perfluoropentanoic acid (PFPeA)	2706-90-3	0.02	µg/L	0.07	0.09	16.5	No Limit
		EP231X: Perfluorohexanoic acid (PFHxA)	307-24-4	0.02	µg/L	0.30	0.33	12.0	0% - 50%
		EP231X: Perfluoroheptanoic acid (PFHpA)	375-85-9	0.02	µg/L	0.05	0.06	0.0	No Limit
		EP231X: Perfluorononanoic acid (PFNA)	375-95-1	0.02	µg/L	<0.02	<0.02	0.0	No Limit
		EP231X: Perfluorodecanoic acid (PFDA)	335-76-2	0.02	µg/L	<0.02	<0.02	0.0	No Limit
		EP231X: Perfluoroundecanoic acid (PFUnDA)	2058-94-8	0.02	µg/L	<0.02	<0.02	0.0	No Limit
		EP231X: Perfluorododecanoic acid (PFDoDA)	307-55-1	0.02	µg/L	<0.02	<0.02	0.0	No Limit
		EP231X: Perfluorotridecanoic acid (PFTrDA)	72629-94-8	0.02	µg/L	<0.02	<0.02	0.0	No Limit
		EP231X: Perfluorotetradecanoic acid (PFTeDA)	376-06-7	0.05	µg/L	<0.05	<0.05	0.0	No Limit
		EP231X: Perfluorobutanoic acid (PFBA)	375-22-4	0.1	µg/L	<0.1	<0.1	0.0	No Limit
ES2417952-071	0902_QC304_240524	EP231X: Perfluorooctanoic acid (PFOA)	335-67-1	0.01	µg/L	<0.01	<0.01	0.0	No Limit
		EP231X: Perfluoropentanoic acid (PFPeA)	2706-90-3	0.02	µg/L	<0.02	<0.02	0.0	No Limit
		EP231X: Perfluorohexanoic acid (PFHxA)	307-24-4	0.02	µg/L	<0.02	<0.02	0.0	No Limit

Sub-Matrix: **WATER**

Laboratory sample ID	Sample ID	Method: Compound	CAS Number	Laboratory Duplicate (DUP) Report LOR	Unit	Original Result	Duplicate Result	RPD (%)	Acceptable RPD (%)
EP231B: Perfluoroalkyl Carboxylic Acids (QC Lot: 5832643) - continued									
ES2417952-071	0902_QC304_240524	EP231X: Perfluoroheptanoic acid (PFHpA)	375-85-9	0.02	µg/L	<0.02	<0.02	0.0	No Limit
		EP231X: Perfluorononanoic acid (PFNA)	375-95-1	0.02	µg/L	<0.02	<0.02	0.0	No Limit
		EP231X: Perfluorodecanoic acid (PFDA)	335-76-2	0.02	µg/L	<0.02	<0.02	0.0	No Limit
		EP231X: Perfluoroundecanoic acid (PFUnDA)	2058-94-8	0.02	µg/L	<0.02	<0.02	0.0	No Limit
		EP231X: Perfluorododecanoic acid (PFDoDA)	307-55-1	0.02	µg/L	<0.02	<0.02	0.0	No Limit
		EP231X: Perfluorotridecanoic acid (PFTrDA)	72629-94-8	0.02	µg/L	<0.02	<0.02	0.0	No Limit
		EP231X: Perfluorotetradecanoic acid (PFTeDA)	376-06-7	0.05	µg/L	<0.05	<0.05	0.0	No Limit
		EP231X: Perfluorobutanoic acid (PFBA)	375-22-4	0.1	µg/L	<0.1	<0.1	0.0	No Limit
EP231C: Perfluoroalkyl Sulfonamides (QC Lot: 5832636)									
ES2417952-001	0902_MW007_240521	EP231X: Perfluorooctane sulfonamide (FOSA)	754-91-6	0.02	µg/L	<0.02	<0.02	0.0	No Limit
		EP231X: N-Methyl perfluorooctane sulfonamidoacetic acid (MeFOSAA)	2355-31-9	0.02	µg/L	<0.02	<0.02	0.0	No Limit
		EP231X: N-Ethyl perfluorooctane sulfonamidoacetic acid (EtFOSAA)	2991-50-6	0.02	µg/L	<0.02	<0.02	0.0	No Limit
		EP231X: N-Methyl perfluorooctane sulfonamide (MeFOSA)	31506-32-8	0.05	µg/L	<0.05	<0.05	0.0	No Limit
		EP231X: N-Ethyl perfluorooctane sulfonamide (EtFOSA)	4151-50-2	0.05	µg/L	<0.05	<0.05	0.0	No Limit
		EP231X: N-Methyl perfluorooctane sulfonamidoethanol (MeFOSE)	24448-09-7	0.05	µg/L	<0.05	<0.05	0.0	No Limit
		EP231X: N-Ethyl perfluorooctane sulfonamidoethanol (EtFOSE)	1691-99-2	0.05	µg/L	<0.05	<0.05	0.0	No Limit
ES2417952-011	0902_MW026_240520	EP231X: Perfluorooctane sulfonamide (FOSA)	754-91-6	0.02	µg/L	<0.02	<0.02	0.0	No Limit
		EP231X: N-Methyl perfluorooctane sulfonamidoacetic acid (MeFOSAA)	2355-31-9	0.02	µg/L	<0.02	<0.02	0.0	No Limit
		EP231X: N-Ethyl perfluorooctane sulfonamidoacetic acid (EtFOSAA)	2991-50-6	0.02	µg/L	<0.02	<0.02	0.0	No Limit
		EP231X: N-Methyl perfluorooctane sulfonamide (MeFOSA)	31506-32-8	0.05	µg/L	<0.05	<0.05	0.0	No Limit
		EP231X: N-Ethyl perfluorooctane sulfonamide (EtFOSA)	4151-50-2	0.05	µg/L	<0.05	<0.05	0.0	No Limit
		EP231X: N-Methyl perfluorooctane sulfonamidoethanol (MeFOSE)	24448-09-7	0.05	µg/L	<0.05	<0.05	0.0	No Limit
		EP231X: N-Ethyl perfluorooctane sulfonamidoethanol (EtFOSE)	1691-99-2	0.05	µg/L	<0.05	<0.05	0.0	No Limit
EP231C: Perfluoroalkyl Sulfonamides (QC Lot: 5832637)									
ES2417952-020	0902_MW042_240521	EP231X: Perfluorooctane sulfonamide (FOSA)	754-91-6	0.02	µg/L	<0.02	<0.02	0.0	No Limit
		EP231X: N-Methyl perfluorooctane sulfonamidoacetic acid (MeFOSAA)	2355-31-9	0.02	µg/L	<0.02	<0.02	0.0	No Limit

Sub-Matrix: **WATER**

Laboratory sample ID	Sample ID	Method: Compound	CAS Number	Laboratory Duplicate (DUP) Report LOR	Unit	Original Result	Duplicate Result	RPD (%)	Acceptable RPD (%)
EP231C: Perfluoroalkyl Sulfonamides (QC Lot: 5832637) - continued									
ES2417952-020	0902_MW042_240521	EP231X: N-Ethyl perfluorooctane sulfonamidoacetic acid (EtFOSAA)	2991-50-6	0.02	µg/L	<0.02	<0.02	0.0	No Limit
		EP231X: N-Methyl perfluorooctane sulfonamide (MeFOSA)	31506-32-8	0.05	µg/L	<0.05	<0.05	0.0	No Limit
		EP231X: N-Ethyl perfluorooctane sulfonamide (EtFOSA)	4151-50-2	0.05	µg/L	<0.05	<0.05	0.0	No Limit
		EP231X: N-Methyl perfluorooctane sulfonamidoethanol (MeFOSE)	24448-09-7	0.05	µg/L	<0.05	<0.05	0.0	No Limit
		EP231X: N-Ethyl perfluorooctane sulfonamidoethanol (EtFOSE)	1691-99-2	0.05	µg/L	<0.05	<0.05	0.0	No Limit
ES2417952-030	0902_MW054_240524	EP231X: Perfluorooctane sulfonamide (FOSA)	754-91-6	0.02	µg/L	<0.02	<0.02	0.0	No Limit
		EP231X: N-Methyl perfluorooctane sulfonamidoacetic acid (MeFOSAA)	2355-31-9	0.02	µg/L	<0.02	<0.02	0.0	No Limit
		EP231X: N-Ethyl perfluorooctane sulfonamidoacetic acid (EtFOSAA)	2991-50-6	0.02	µg/L	<0.02	<0.02	0.0	No Limit
		EP231X: N-Methyl perfluorooctane sulfonamide (MeFOSA)	31506-32-8	0.05	µg/L	<0.05	<0.05	0.0	No Limit
		EP231X: N-Ethyl perfluorooctane sulfonamide (EtFOSA)	4151-50-2	0.05	µg/L	<0.05	<0.05	0.0	No Limit
		EP231X: N-Methyl perfluorooctane sulfonamidoethanol (MeFOSE)	24448-09-7	0.05	µg/L	<0.05	<0.05	0.0	No Limit
		EP231X: N-Ethyl perfluorooctane sulfonamidoethanol (EtFOSE)	1691-99-2	0.05	µg/L	<0.05	<0.05	0.0	No Limit
EP231C: Perfluoroalkyl Sulfonamides (QC Lot: 5832638)									
ES2417952-040	0902_MW066_240520	EP231X: Perfluorooctane sulfonamide (FOSA)	754-91-6	0.02	µg/L	<0.02	<0.02	0.0	No Limit
		EP231X: N-Methyl perfluorooctane sulfonamidoacetic acid (MeFOSAA)	2355-31-9	0.02	µg/L	<0.02	<0.02	0.0	No Limit
		EP231X: N-Ethyl perfluorooctane sulfonamidoacetic acid (EtFOSAA)	2991-50-6	0.02	µg/L	<0.02	<0.02	0.0	No Limit
		EP231X: N-Methyl perfluorooctane sulfonamide (MeFOSA)	31506-32-8	0.05	µg/L	<0.05	<0.05	0.0	No Limit
		EP231X: N-Ethyl perfluorooctane sulfonamide (EtFOSA)	4151-50-2	0.05	µg/L	<0.05	<0.05	0.0	No Limit
		EP231X: N-Methyl perfluorooctane sulfonamidoethanol (MeFOSE)	24448-09-7	0.05	µg/L	<0.05	<0.05	0.0	No Limit
		EP231X: N-Ethyl perfluorooctane sulfonamidoethanol (EtFOSE)	1691-99-2	0.05	µg/L	<0.05	<0.05	0.0	No Limit
ES2417952-050	0902_MW076_240523	EP231X: Perfluorooctane sulfonamide (FOSA)	754-91-6	0.02	µg/L	<0.02	<0.02	0.0	No Limit
		EP231X: N-Methyl perfluorooctane sulfonamidoacetic acid (MeFOSAA)	2355-31-9	0.02	µg/L	<0.02	<0.02	0.0	No Limit

Sub-Matrix: **WATER**

Laboratory sample ID	Sample ID	Method: Compound	CAS Number	Laboratory Duplicate (DUP) Report LOR	Unit	Original Result	Duplicate Result	RPD (%)	Acceptable RPD (%)
EP231C: Perfluoroalkyl Sulfonamides (QC Lot: 5832638) - continued									
ES2417952-050	0902_MW076_240523	EP231X: N-Ethyl perfluorooctane sulfonamidoacetic acid (EtFOSAA)	2991-50-6	0.02	µg/L	<0.02	<0.02	0.0	No Limit
		EP231X: N-Methyl perfluorooctane sulfonamide (MeFOSA)	31506-32-8	0.05	µg/L	<0.05	<0.05	0.0	No Limit
		EP231X: N-Ethyl perfluorooctane sulfonamide (EtFOSA)	4151-50-2	0.05	µg/L	<0.05	<0.05	0.0	No Limit
		EP231X: N-Methyl perfluorooctane sulfonamidoethanol (MeFOSE)	24448-09-7	0.05	µg/L	<0.05	<0.05	0.0	No Limit
		EP231X: N-Ethyl perfluorooctane sulfonamidoethanol (EtFOSE)	1691-99-2	0.05	µg/L	<0.05	<0.05	0.0	No Limit
EP231C: Perfluoroalkyl Sulfonamides (QC Lot: 5832643)									
ES2417952-059	0902_MW109_240522	EP231X: Perfluorooctane sulfonamide (FOSA)	754-91-6	0.02	µg/L	<0.02	<0.02	0.0	No Limit
		EP231X: N-Methyl perfluorooctane sulfonamidoacetic acid (MeFOSAA)	2355-31-9	0.02	µg/L	<0.02	<0.02	0.0	No Limit
		EP231X: N-Ethyl perfluorooctane sulfonamidoacetic acid (EtFOSAA)	2991-50-6	0.02	µg/L	<0.02	<0.02	0.0	No Limit
		EP231X: N-Methyl perfluorooctane sulfonamide (MeFOSA)	31506-32-8	0.05	µg/L	<0.05	<0.05	0.0	No Limit
		EP231X: N-Ethyl perfluorooctane sulfonamide (EtFOSA)	4151-50-2	0.05	µg/L	<0.05	<0.05	0.0	No Limit
		EP231X: N-Methyl perfluorooctane sulfonamidoethanol (MeFOSE)	24448-09-7	0.05	µg/L	<0.05	<0.05	0.0	No Limit
		EP231X: N-Ethyl perfluorooctane sulfonamidoethanol (EtFOSE)	1691-99-2	0.05	µg/L	<0.05	<0.05	0.0	No Limit
ES2417952-071	0902_QC304_240524	EP231X: Perfluorooctane sulfonamide (FOSA)	754-91-6	0.02	µg/L	<0.02	<0.02	0.0	No Limit
		EP231X: N-Methyl perfluorooctane sulfonamidoacetic acid (MeFOSAA)	2355-31-9	0.02	µg/L	<0.02	<0.02	0.0	No Limit
		EP231X: N-Ethyl perfluorooctane sulfonamidoacetic acid (EtFOSAA)	2991-50-6	0.02	µg/L	<0.02	<0.02	0.0	No Limit
		EP231X: N-Methyl perfluorooctane sulfonamide (MeFOSA)	31506-32-8	0.05	µg/L	<0.05	<0.05	0.0	No Limit
		EP231X: N-Ethyl perfluorooctane sulfonamide (EtFOSA)	4151-50-2	0.05	µg/L	<0.05	<0.05	0.0	No Limit
		EP231X: N-Methyl perfluorooctane sulfonamidoethanol (MeFOSE)	24448-09-7	0.05	µg/L	<0.05	<0.05	0.0	No Limit
		EP231X: N-Ethyl perfluorooctane sulfonamidoethanol (EtFOSE)	1691-99-2	0.05	µg/L	<0.05	<0.05	0.0	No Limit
EP231D: (n:2) Fluorotelomer Sulfonic Acids (QC Lot: 5832636)									
ES2417952-001	0902_MW007_240521	EP231X: 4:2 Fluorotelomer sulfonic acid (4:2 FTS)	757124-72-4	0.05	µg/L	<0.05	<0.05	0.0	No Limit

Sub-Matrix: **WATER**

Laboratory sample ID	Sample ID	Method: Compound	CAS Number	Laboratory Duplicate (DUP) Report LOR	Unit	Original Result	Duplicate Result	RPD (%)	Acceptable RPD (%)
EP231D: (n:2) Fluorotelomer Sulfonic Acids (QC Lot: 5832636) - continued									
ES2417952-001	0902_MW007_240521	EP231X: 6:2 Fluorotelomer sulfonic acid (6:2 FTS)	27619-97-2	0.05	µg/L	<0.05	<0.05	0.0	No Limit
		EP231X: 8:2 Fluorotelomer sulfonic acid (8:2 FTS)	39108-34-4	0.05	µg/L	<0.05	<0.05	0.0	No Limit
		EP231X: 10:2 Fluorotelomer sulfonic acid (10:2 FTS)	120226-60-0	0.05	µg/L	<0.05	<0.05	0.0	No Limit
ES2417952-011	0902_MW026_240520	EP231X: 4:2 Fluorotelomer sulfonic acid (4:2 FTS)	757124-72-4	0.05	µg/L	<0.05	<0.05	0.0	No Limit
		EP231X: 6:2 Fluorotelomer sulfonic acid (6:2 FTS)	27619-97-2	0.05	µg/L	<0.05	<0.05	0.0	No Limit
		EP231X: 8:2 Fluorotelomer sulfonic acid (8:2 FTS)	39108-34-4	0.05	µg/L	<0.05	<0.05	0.0	No Limit
		EP231X: 10:2 Fluorotelomer sulfonic acid (10:2 FTS)	120226-60-0	0.05	µg/L	<0.05	<0.05	0.0	No Limit
EP231D: (n:2) Fluorotelomer Sulfonic Acids (QC Lot: 5832637)									
ES2417952-020	0902_MW042_240521	EP231X: 4:2 Fluorotelomer sulfonic acid (4:2 FTS)	757124-72-4	0.05	µg/L	<0.05	<0.05	0.0	No Limit
		EP231X: 6:2 Fluorotelomer sulfonic acid (6:2 FTS)	27619-97-2	0.05	µg/L	<0.05	<0.05	0.0	No Limit
		EP231X: 8:2 Fluorotelomer sulfonic acid (8:2 FTS)	39108-34-4	0.05	µg/L	<0.05	<0.05	0.0	No Limit
		EP231X: 10:2 Fluorotelomer sulfonic acid (10:2 FTS)	120226-60-0	0.05	µg/L	<0.05	<0.05	0.0	No Limit
ES2417952-030	0902_MW054_240524	EP231X: 4:2 Fluorotelomer sulfonic acid (4:2 FTS)	757124-72-4	0.05	µg/L	<0.05	<0.05	0.0	No Limit
		EP231X: 6:2 Fluorotelomer sulfonic acid (6:2 FTS)	27619-97-2	0.05	µg/L	<0.05	<0.05	0.0	No Limit
		EP231X: 8:2 Fluorotelomer sulfonic acid (8:2 FTS)	39108-34-4	0.05	µg/L	<0.05	<0.05	0.0	No Limit
		EP231X: 10:2 Fluorotelomer sulfonic acid (10:2 FTS)	120226-60-0	0.05	µg/L	<0.05	<0.05	0.0	No Limit
EP231D: (n:2) Fluorotelomer Sulfonic Acids (QC Lot: 5832638)									
ES2417952-040	0902_MW066_240520	EP231X: 4:2 Fluorotelomer sulfonic acid (4:2 FTS)	757124-72-4	0.05	µg/L	<0.05	<0.05	0.0	No Limit
		EP231X: 6:2 Fluorotelomer sulfonic acid (6:2 FTS)	27619-97-2	0.05	µg/L	<0.05	<0.05	0.0	No Limit
		EP231X: 8:2 Fluorotelomer sulfonic acid (8:2 FTS)	39108-34-4	0.05	µg/L	<0.05	<0.05	0.0	No Limit
		EP231X: 10:2 Fluorotelomer sulfonic acid (10:2 FTS)	120226-60-0	0.05	µg/L	<0.05	<0.05	0.0	No Limit

Sub-Matrix: **WATER**

Laboratory sample ID	Sample ID	Method: Compound	CAS Number	LOR	Unit	Original Result	Duplicate Result	RPD (%)	Acceptable RPD (%)
				Laboratory Duplicate (DUP) Report					
EP231D: (n:2) Fluorotelomer Sulfonic Acids (QC Lot: 5832638) - continued									
ES2417952-050	0902_MW076_240523	EP231X: 4:2 Fluorotelomer sulfonic acid (4:2 FTS)	757124-72-4	0.05	µg/L	<0.05	<0.05	0.0	No Limit
		EP231X: 6:2 Fluorotelomer sulfonic acid (6:2 FTS)	27619-97-2	0.05	µg/L	<0.05	<0.05	0.0	No Limit
		EP231X: 8:2 Fluorotelomer sulfonic acid (8:2 FTS)	39108-34-4	0.05	µg/L	<0.05	<0.05	0.0	No Limit
		EP231X: 10:2 Fluorotelomer sulfonic acid (10:2 FTS)	120226-60-0	0.05	µg/L	<0.05	<0.05	0.0	No Limit
EP231D: (n:2) Fluorotelomer Sulfonic Acids (QC Lot: 5832643)									
ES2417952-059	0902_MW109_240522	EP231X: 4:2 Fluorotelomer sulfonic acid (4:2 FTS)	757124-72-4	0.05	µg/L	<0.05	<0.05	0.0	No Limit
		EP231X: 6:2 Fluorotelomer sulfonic acid (6:2 FTS)	27619-97-2	0.05	µg/L	<0.05	<0.05	0.0	No Limit
		EP231X: 8:2 Fluorotelomer sulfonic acid (8:2 FTS)	39108-34-4	0.05	µg/L	<0.05	<0.05	0.0	No Limit
		EP231X: 10:2 Fluorotelomer sulfonic acid (10:2 FTS)	120226-60-0	0.05	µg/L	<0.05	<0.05	0.0	No Limit
ES2417952-071	0902_QC304_240524	EP231X: 4:2 Fluorotelomer sulfonic acid (4:2 FTS)	757124-72-4	0.05	µg/L	<0.05	<0.05	0.0	No Limit
		EP231X: 6:2 Fluorotelomer sulfonic acid (6:2 FTS)	27619-97-2	0.05	µg/L	<0.05	<0.05	0.0	No Limit
		EP231X: 8:2 Fluorotelomer sulfonic acid (8:2 FTS)	39108-34-4	0.05	µg/L	<0.05	<0.05	0.0	No Limit
		EP231X: 10:2 Fluorotelomer sulfonic acid (10:2 FTS)	120226-60-0	0.05	µg/L	<0.05	<0.05	0.0	No Limit
EP231P: PFAS Sums (QC Lot: 5832636)									
ES2417952-001	0902_MW007_240521	EP231X: Sum of PFAS	----	0.01	µg/L	0.25	0.25	0.0	0% - 20%
ES2417952-011	0902_MW026_240520	EP231X: Sum of PFAS	----	0.01	µg/L	6.24	6.90	10.0	0% - 20%
EP231P: PFAS Sums (QC Lot: 5832637)									
ES2417952-020	0902_MW042_240521	EP231X: Sum of PFAS	----	0.01	µg/L	0.08	0.08	0.0	No Limit
ES2417952-030	0902_MW054_240524	EP231X: Sum of PFAS	----	0.01	µg/L	1.11	1.16	4.4	0% - 20%
EP231P: PFAS Sums (QC Lot: 5832638)									
ES2417952-040	0902_MW066_240520	EP231X: Sum of PFAS	----	0.01	µg/L	0.74	0.62	17.6	0% - 20%
ES2417952-050	0902_MW076_240523	EP231X: Sum of PFAS	----	0.01	µg/L	0.04	0.04	0.0	No Limit
EP231P: PFAS Sums (QC Lot: 5832643)									
ES2417952-059	0902_MW109_240522	EP231X: Sum of PFAS	----	0.01	µg/L	5.37	5.97	10.6	0% - 20%
ES2417952-071	0902_QC304_240524	EP231X: Sum of PFAS	----	0.01	µg/L	<0.01	<0.01	0.0	No Limit

Method Blank (MB) and Laboratory Control Sample (LCS) Report

The quality control term Method / Laboratory Blank refers to an analyte free matrix to which all reagents are added in the same volumes or proportions as used in standard sample preparation. The purpose of this QC parameter is to monitor potential laboratory contamination. The quality control term Laboratory Control Sample (LCS) refers to a certified reference material, or a known interference free matrix spiked with target analytes. The purpose of this QC parameter is to monitor method precision and accuracy independent of sample matrix. Dynamic Recovery Limits are based on statistical evaluation of processed LCS.

Sub-Matrix: **WATER**

				Method Blank (MB) Report	Laboratory Control Spike (LCS) Report			
					Spike	Spike Recovery (%)	Acceptable Limits (%)	
Method: Compound	CAS Number	LOR	Unit	Result	Concentration	LCS	Low	High
EP231A: Perfluoroalkyl Sulfonic Acids (QCLot: 5832636)								
EP231X: Perfluorobutane sulfonic acid (PFBS)	375-73-5	0.02	µg/L	<0.02	0.25 µg/L	83.3	72.0	130
EP231X: Perfluoropentane sulfonic acid (PFPeS)	2706-91-4	0.02	µg/L	<0.02	0.25 µg/L	88.0	71.0	127
EP231X: Perfluorohexane sulfonic acid (PFHxS)	355-46-4	0.01	µg/L	<0.01	0.25 µg/L	85.3	68.0	131
EP231X: Perfluoroheptane sulfonic acid (PFHpS)	375-92-8	0.02	µg/L	<0.02	0.25 µg/L	90.5	69.0	134
EP231X: Perfluorooctane sulfonic acid (PFOS)	1763-23-1	0.01	µg/L	<0.01	0.25 µg/L	84.7	65.0	140
EP231X: Perfluorodecane sulfonic acid (PFDS)	335-77-3	0.02	µg/L	<0.02	0.25 µg/L	86.2	53.0	142
EP231A: Perfluoroalkyl Sulfonic Acids (QCLot: 5832637)								
EP231X: Perfluorobutane sulfonic acid (PFBS)	375-73-5	0.02	µg/L	<0.02	0.25 µg/L	88.7	72.0	130
EP231X: Perfluoropentane sulfonic acid (PFPeS)	2706-91-4	0.02	µg/L	<0.02	0.25 µg/L	106	71.0	127
EP231X: Perfluorohexane sulfonic acid (PFHxS)	355-46-4	0.01	µg/L	<0.01	0.25 µg/L	92.5	68.0	131
EP231X: Perfluoroheptane sulfonic acid (PFHpS)	375-92-8	0.02	µg/L	<0.02	0.25 µg/L	104	69.0	134
EP231X: Perfluorooctane sulfonic acid (PFOS)	1763-23-1	0.01	µg/L	<0.01	0.25 µg/L	92.7	65.0	140
EP231X: Perfluorodecane sulfonic acid (PFDS)	335-77-3	0.02	µg/L	<0.02	0.25 µg/L	86.0	53.0	142
EP231A: Perfluoroalkyl Sulfonic Acids (QCLot: 5832638)								
EP231X: Perfluorobutane sulfonic acid (PFBS)	375-73-5	0.02	µg/L	<0.02	0.25 µg/L	89.0	72.0	130
EP231X: Perfluoropentane sulfonic acid (PFPeS)	2706-91-4	0.02	µg/L	<0.02	0.25 µg/L	101	71.0	127
EP231X: Perfluorohexane sulfonic acid (PFHxS)	355-46-4	0.01	µg/L	<0.01	0.25 µg/L	86.6	68.0	131
EP231X: Perfluoroheptane sulfonic acid (PFHpS)	375-92-8	0.02	µg/L	<0.02	0.25 µg/L	95.8	69.0	134
EP231X: Perfluorooctane sulfonic acid (PFOS)	1763-23-1	0.01	µg/L	<0.01	0.25 µg/L	90.1	65.0	140
EP231X: Perfluorodecane sulfonic acid (PFDS)	335-77-3	0.02	µg/L	<0.02	0.25 µg/L	90.3	53.0	142
EP231A: Perfluoroalkyl Sulfonic Acids (QCLot: 5832643)								
EP231X: Perfluorobutane sulfonic acid (PFBS)	375-73-5	0.02	µg/L	<0.02	0.25 µg/L	90.2	72.0	130
EP231X: Perfluoropentane sulfonic acid (PFPeS)	2706-91-4	0.02	µg/L	<0.02	0.25 µg/L	84.8	71.0	127
EP231X: Perfluorohexane sulfonic acid (PFHxS)	355-46-4	0.01	µg/L	<0.01	0.25 µg/L	78.3	68.0	131
EP231X: Perfluoroheptane sulfonic acid (PFHpS)	375-92-8	0.02	µg/L	<0.02	0.25 µg/L	89.6	69.0	134
EP231X: Perfluorooctane sulfonic acid (PFOS)	1763-23-1	0.01	µg/L	<0.01	0.25 µg/L	82.5	65.0	140
EP231X: Perfluorodecane sulfonic acid (PFDS)	335-77-3	0.02	µg/L	<0.02	0.25 µg/L	77.4	53.0	142
EP231B: Perfluoroalkyl Carboxylic Acids (QCLot: 5832636)								
EP231X: Perfluorobutanoic acid (PFBA)	375-22-4	0.1	µg/L	<0.1	1.25 µg/L	84.4	73.0	129
EP231X: Perfluoropentanoic acid (PFPeA)	2706-90-3	0.02	µg/L	<0.02	0.25 µg/L	87.2	72.0	129

Sub-Matrix: **WATER**

Method: Compound	CAS Number	LOR	Unit	Method Blank (MB) Report: Result	Laboratory Control Spike (LCS) Report: Spike Concentration	Spike Recovery (%): LCS	Acceptable Limits (%): Low	Acceptable Limits (%): High
EP231B: Perfluoroalkyl Carboxylic Acids (QCLot: 5832636) - continued								
EP231X: Perfluorohexanoic acid (PFHxA)	307-24-4	0.02	µg/L	<0.02	0.25 µg/L	89.1	72.0	129
EP231X: Perfluoroheptanoic acid (PFHpA)	375-85-9	0.02	µg/L	<0.02	0.25 µg/L	86.3	72.0	130
EP231X: Perfluorooctanoic acid (PFOA)	335-67-1	0.01	µg/L	<0.01	0.25 µg/L	92.3	71.0	133
EP231X: Perfluorononanoic acid (PFNA)	375-95-1	0.02	µg/L	<0.02	0.25 µg/L	83.8	69.0	130
EP231X: Perfluorodecanoic acid (PFDA)	335-76-2	0.02	µg/L	<0.02	0.25 µg/L	88.6	71.0	129
EP231X: Perfluoroundecanoic acid (PFUnDA)	2058-94-8	0.02	µg/L	<0.02	0.25 µg/L	98.1	69.0	133
EP231X: Perfluorododecanoic acid (PFDoDA)	307-55-1	0.02	µg/L	<0.02	0.25 µg/L	99.6	72.0	134
EP231X: Perfluorotridecanoic acid (PFTrDA)	72629-94-8	0.02	µg/L	<0.02	0.25 µg/L	99.2	65.0	144
EP231X: Perfluorotetradecanoic acid (PFTeDA)	376-06-7	0.05	µg/L	<0.05	0.625 µg/L	107	71.0	132
EP231B: Perfluoroalkyl Carboxylic Acids (QCLot: 5832637)								
EP231X: Perfluorobutanoic acid (PFBA)	375-22-4	0.1	µg/L	<0.1	1.25 µg/L	95.5	73.0	129
EP231X: Perfluoropentanoic acid (PFPeA)	2706-90-3	0.02	µg/L	<0.02	0.25 µg/L	93.7	72.0	129
EP231X: Perfluorohexanoic acid (PFHxA)	307-24-4	0.02	µg/L	<0.02	0.25 µg/L	95.8	72.0	129
EP231X: Perfluoroheptanoic acid (PFHpA)	375-85-9	0.02	µg/L	<0.02	0.25 µg/L	98.7	72.0	130
EP231X: Perfluorooctanoic acid (PFOA)	335-67-1	0.01	µg/L	<0.01	0.25 µg/L	93.1	71.0	133
EP231X: Perfluorononanoic acid (PFNA)	375-95-1	0.02	µg/L	<0.02	0.25 µg/L	103	69.0	130
EP231X: Perfluorodecanoic acid (PFDA)	335-76-2	0.02	µg/L	<0.02	0.25 µg/L	96.0	71.0	129
EP231X: Perfluoroundecanoic acid (PFUnDA)	2058-94-8	0.02	µg/L	<0.02	0.25 µg/L	98.3	69.0	133
EP231X: Perfluorododecanoic acid (PFDoDA)	307-55-1	0.02	µg/L	<0.02	0.25 µg/L	104	72.0	134
EP231X: Perfluorotridecanoic acid (PFTrDA)	72629-94-8	0.02	µg/L	<0.02	0.25 µg/L	103	65.0	144
EP231X: Perfluorotetradecanoic acid (PFTeDA)	376-06-7	0.05	µg/L	<0.05	0.625 µg/L	104	71.0	132
EP231B: Perfluoroalkyl Carboxylic Acids (QCLot: 5832638)								
EP231X: Perfluorobutanoic acid (PFBA)	375-22-4	0.1	µg/L	<0.1	1.25 µg/L	95.3	73.0	129
EP231X: Perfluoropentanoic acid (PFPeA)	2706-90-3	0.02	µg/L	<0.02	0.25 µg/L	94.2	72.0	129
EP231X: Perfluorohexanoic acid (PFHxA)	307-24-4	0.02	µg/L	<0.02	0.25 µg/L	93.8	72.0	129
EP231X: Perfluoroheptanoic acid (PFHpA)	375-85-9	0.02	µg/L	<0.02	0.25 µg/L	99.4	72.0	130
EP231X: Perfluorooctanoic acid (PFOA)	335-67-1	0.01	µg/L	<0.01	0.25 µg/L	94.2	71.0	133
EP231X: Perfluorononanoic acid (PFNA)	375-95-1	0.02	µg/L	<0.02	0.25 µg/L	102	69.0	130
EP231X: Perfluorodecanoic acid (PFDA)	335-76-2	0.02	µg/L	<0.02	0.25 µg/L	97.2	71.0	129
EP231X: Perfluoroundecanoic acid (PFUnDA)	2058-94-8	0.02	µg/L	<0.02	0.25 µg/L	100	69.0	133
EP231X: Perfluorododecanoic acid (PFDoDA)	307-55-1	0.02	µg/L	<0.02	0.25 µg/L	106	72.0	134
EP231X: Perfluorotridecanoic acid (PFTrDA)	72629-94-8	0.02	µg/L	<0.02	0.25 µg/L	106	65.0	144
EP231X: Perfluorotetradecanoic acid (PFTeDA)	376-06-7	0.05	µg/L	<0.05	0.625 µg/L	105	71.0	132
EP231B: Perfluoroalkyl Carboxylic Acids (QCLot: 5832643)								

Sub-Matrix: **WATER**

Method: Compound	CAS Number	LOR	Unit	Method Blank (MB) Report: Result	Laboratory Control Spike (LCS) Report: Spike Concentration	Spike Recovery (%): LCS	Acceptable Limits (%): Low	Acceptable Limits (%): High
EP231B: Perfluoroalkyl Carboxylic Acids (QCLot: 5832643) - continued								
EP231X: Perfluorobutanoic acid (PFBA)	375-22-4	0.1	µg/L	<0.1	1.25 µg/L	86.9	73.0	129
EP231X: Perfluoropentanoic acid (PFPeA)	2706-90-3	0.02	µg/L	<0.02	0.25 µg/L	85.7	72.0	129
EP231X: Perfluorohexanoic acid (PFHxA)	307-24-4	0.02	µg/L	<0.02	0.25 µg/L	86.4	72.0	129
EP231X: Perfluoroheptanoic acid (PFHpA)	375-85-9	0.02	µg/L	<0.02	0.25 µg/L	80.3	72.0	130
EP231X: Perfluorooctanoic acid (PFOA)	335-67-1	0.01	µg/L	<0.01	0.25 µg/L	92.8	71.0	133
EP231X: Perfluorononanoic acid (PFNA)	375-95-1	0.02	µg/L	<0.02	0.25 µg/L	92.0	69.0	130
EP231X: Perfluorodecanoic acid (PFDA)	335-76-2	0.02	µg/L	<0.02	0.25 µg/L	101	71.0	129
EP231X: Perfluoroundecanoic acid (PFUnDA)	2058-94-8	0.02	µg/L	<0.02	0.25 µg/L	105	69.0	133
EP231X: Perfluorododecanoic acid (PFDoDA)	307-55-1	0.02	µg/L	<0.02	0.25 µg/L	119	72.0	134
EP231X: Perfluorotridecanoic acid (PFTrDA)	72629-94-8	0.02	µg/L	<0.02	0.25 µg/L	105	65.0	144
EP231X: Perfluorotetradecanoic acid (PFTeDA)	376-06-7	0.05	µg/L	<0.05	0.625 µg/L	104	71.0	132
EP231C: Perfluoroalkyl Sulfonamides (QCLot: 5832636)								
EP231X: Perfluorooctane sulfonamide (FOSA)	754-91-6	0.02	µg/L	<0.02	0.25 µg/L	94.9	67.0	137
EP231X: N-Methyl perfluorooctane sulfonamide (MeFOSA)	31506-32-8	0.05	µg/L	<0.05	0.625 µg/L	85.4	68.0	141
EP231X: N-Ethyl perfluorooctane sulfonamide (EtFOSA)	4151-50-2	0.05	µg/L	<0.05	0.625 µg/L	79.1	62.6	147
EP231X: N-Methyl perfluorooctane sulfonamidoethanol (MeFOSE)	24448-09-7	0.05	µg/L	<0.05	0.625 µg/L	80.5	66.0	145
EP231X: N-Ethyl perfluorooctane sulfonamidoethanol (EtFOSE)	1691-99-2	0.05	µg/L	<0.05	0.625 µg/L	94.6	57.6	145
EP231X: N-Methyl perfluorooctane sulfonamidoacetic acid (MeFOSAA)	2355-31-9	0.02	µg/L	<0.02	0.25 µg/L	82.8	65.0	136
EP231X: N-Ethyl perfluorooctane sulfonamidoacetic acid (EtFOSAA)	2991-50-6	0.02	µg/L	<0.02	0.25 µg/L	80.8	61.0	135
EP231C: Perfluoroalkyl Sulfonamides (QCLot: 5832637)								
EP231X: Perfluorooctane sulfonamide (FOSA)	754-91-6	0.02	µg/L	<0.02	0.25 µg/L	96.7	67.0	137
EP231X: N-Methyl perfluorooctane sulfonamide (MeFOSA)	31506-32-8	0.05	µg/L	<0.05	0.625 µg/L	83.8	68.0	141
EP231X: N-Ethyl perfluorooctane sulfonamide (EtFOSA)	4151-50-2	0.05	µg/L	<0.05	0.625 µg/L	87.0	62.6	147
EP231X: N-Methyl perfluorooctane sulfonamidoethanol (MeFOSE)	24448-09-7	0.05	µg/L	<0.05	0.625 µg/L	101	66.0	145
EP231X: N-Ethyl perfluorooctane sulfonamidoethanol (EtFOSE)	1691-99-2	0.05	µg/L	<0.05	0.625 µg/L	97.0	57.6	145
EP231X: N-Methyl perfluorooctane sulfonamidoacetic acid (MeFOSAA)	2355-31-9	0.02	µg/L	<0.02	0.25 µg/L	112	65.0	136
EP231X: N-Ethyl perfluorooctane sulfonamidoacetic acid (EtFOSAA)	2991-50-6	0.02	µg/L	<0.02	0.25 µg/L	104	61.0	135
EP231C: Perfluoroalkyl Sulfonamides (QCLot: 5832638)								

Sub-Matrix: **WATER**

Method: Compound	CAS Number	LOR	Unit	Method Blank (MB) Report: Result	Laboratory Control Spike (LCS) Report: Spike Concentration	Spike Recovery (%): LCS	Acceptable Limits (%): Low	Acceptable Limits (%): High
EP231C: Perfluoroalkyl Sulfonamides (QCLot: 5832638) - continued								
EP231X: Perfluorooctane sulfonamide (FOSA)	754-91-6	0.02	µg/L	<0.02	0.25 µg/L	91.8	67.0	137
EP231X: N-Methyl perfluorooctane sulfonamide (MeFOSA)	31506-32-8	0.05	µg/L	<0.05	0.625 µg/L	92.2	68.0	141
EP231X: N-Ethyl perfluorooctane sulfonamide (EtFOSA)	4151-50-2	0.05	µg/L	<0.05	0.625 µg/L	80.5	62.6	147
EP231X: N-Methyl perfluorooctane sulfonamidoethanol (MeFOSE)	24448-09-7	0.05	µg/L	<0.05	0.625 µg/L	95.1	66.0	145
EP231X: N-Ethyl perfluorooctane sulfonamidoethanol (EtFOSE)	1691-99-2	0.05	µg/L	<0.05	0.625 µg/L	98.3	57.6	145
EP231X: N-Methyl perfluorooctane sulfonamidoacetic acid (MeFOSAA)	2355-31-9	0.02	µg/L	<0.02	0.25 µg/L	103	65.0	136
EP231X: N-Ethyl perfluorooctane sulfonamidoacetic acid (EtFOSAA)	2991-50-6	0.02	µg/L	<0.02	0.25 µg/L	93.8	61.0	135
EP231C: Perfluoroalkyl Sulfonamides (QCLot: 5832643)								
EP231X: Perfluorooctane sulfonamide (FOSA)	754-91-6	0.02	µg/L	<0.02	0.25 µg/L	83.1	67.0	137
EP231X: N-Methyl perfluorooctane sulfonamide (MeFOSA)	31506-32-8	0.05	µg/L	<0.05	0.625 µg/L	86.0	68.0	141
EP231X: N-Ethyl perfluorooctane sulfonamide (EtFOSA)	4151-50-2	0.05	µg/L	<0.05	0.625 µg/L	84.9	62.6	147
EP231X: N-Methyl perfluorooctane sulfonamidoethanol (MeFOSE)	24448-09-7	0.05	µg/L	<0.05	0.625 µg/L	87.0	66.0	145
EP231X: N-Ethyl perfluorooctane sulfonamidoethanol (EtFOSE)	1691-99-2	0.05	µg/L	<0.05	0.625 µg/L	87.5	57.6	145
EP231X: N-Methyl perfluorooctane sulfonamidoacetic acid (MeFOSAA)	2355-31-9	0.02	µg/L	<0.02	0.25 µg/L	115	65.0	136
EP231X: N-Ethyl perfluorooctane sulfonamidoacetic acid (EtFOSAA)	2991-50-6	0.02	µg/L	<0.02	0.25 µg/L	101	61.0	135
EP231D: (n:2) Fluorotelomer Sulfonic Acids (QCLot: 5832636)								
EP231X: 4:2 Fluorotelomer sulfonic acid (4:2 FTS)	757124-72-4	0.05	µg/L	<0.05	0.25 µg/L	84.2	63.0	143
EP231X: 6:2 Fluorotelomer sulfonic acid (6:2 FTS)	27619-97-2	0.05	µg/L	<0.05	0.25 µg/L	92.7	64.0	140
EP231X: 8:2 Fluorotelomer sulfonic acid (8:2 FTS)	39108-34-4	0.05	µg/L	<0.05	0.25 µg/L	112	67.0	138
EP231X: 10:2 Fluorotelomer sulfonic acid (10:2 FTS)	120226-60-0	0.05	µg/L	<0.05	0.25 µg/L	127	71.4	144
EP231D: (n:2) Fluorotelomer Sulfonic Acids (QCLot: 5832637)								
EP231X: 4:2 Fluorotelomer sulfonic acid (4:2 FTS)	757124-72-4	0.05	µg/L	<0.05	0.25 µg/L	87.2	63.0	143
EP231X: 6:2 Fluorotelomer sulfonic acid (6:2 FTS)	27619-97-2	0.05	µg/L	<0.05	0.25 µg/L	80.3	64.0	140
EP231X: 8:2 Fluorotelomer sulfonic acid (8:2 FTS)	39108-34-4	0.05	µg/L	<0.05	0.25 µg/L	91.4	67.0	138
EP231X: 10:2 Fluorotelomer sulfonic acid (10:2 FTS)	120226-60-0	0.05	µg/L	<0.05	0.25 µg/L	89.8	71.4	144
EP231D: (n:2) Fluorotelomer Sulfonic Acids (QCLot: 5832638)								
EP231X: 4:2 Fluorotelomer sulfonic acid (4:2 FTS)	757124-72-4	0.05	µg/L	<0.05	0.25 µg/L	80.1	63.0	143
EP231X: 6:2 Fluorotelomer sulfonic acid (6:2 FTS)	27619-97-2	0.05	µg/L	<0.05	0.25 µg/L	87.9	64.0	140

Sub-Matrix: **WATER**

Method: Compound	CAS Number	LOR	Unit	Method Blank (MB) Report Result	Laboratory Control Spike (LCS) Report: Spike Concentration	Spike Recovery (%) LCS	Acceptable Limits (%) Low	High
EP231D: (n:2) Fluorotelomer Sulfonic Acids (QCLot: 5832638) - continued								
EP231X: 8:2 Fluorotelomer sulfonic acid (8:2 FTS)	39108-34-4	0.05	µg/L	<0.05	0.25 µg/L	113	67.0	138
EP231X: 10:2 Fluorotelomer sulfonic acid (10:2 FTS)	120226-60-0	0.05	µg/L	<0.05	0.25 µg/L	87.7	71.4	144
EP231D: (n:2) Fluorotelomer Sulfonic Acids (QCLot: 5832643)								
EP231X: 4:2 Fluorotelomer sulfonic acid (4:2 FTS)	757124-72-4	0.05	µg/L	<0.05	0.25 µg/L	74.6	63.0	143
EP231X: 6:2 Fluorotelomer sulfonic acid (6:2 FTS)	27619-97-2	0.05	µg/L	<0.05	0.25 µg/L	83.0	64.0	140
EP231X: 8:2 Fluorotelomer sulfonic acid (8:2 FTS)	39108-34-4	0.05	µg/L	<0.05	0.25 µg/L	85.1	67.0	138
EP231X: 10:2 Fluorotelomer sulfonic acid (10:2 FTS)	120226-60-0	0.05	µg/L	<0.05	0.25 µg/L	75.7	71.4	144

Matrix Spike (MS) Report

The quality control term Matrix Spike (MS) refers to an intralaboratory split sample spiked with a representative set of target analytes. The purpose of this QC parameter is to monitor potential matrix effects on analyte recoveries. Static Recovery Limits as per laboratory Data Quality Objectives (DQOs). Ideal recovery ranges stated may be waived in the event of sample matrix interference.

Sub-Matrix: **WATER**

Laboratory sample ID	Sample ID	Method: Compound	CAS Number	Matrix Spike (MS) Report: Spike Concentration	SpikeRecovery(%) MS	Acceptable Limits (%) Low	High
EP231A: Perfluoroalkyl Sulfonic Acids (QCLot: 5832636)							
ES2417952-002	0902_MW008_240521	EP231X: Perfluorobutane sulfonic acid (PFBS)	375-73-5	0.25 µg/L	81.5	72.0	130
		EP231X: Perfluoropentane sulfonic acid (PFPeS)	2706-91-4	0.25 µg/L	87.2	71.0	127
		EP231X: Perfluorohexane sulfonic acid (PFHxS)	355-46-4	0.25 µg/L	75.0	68.0	131
		EP231X: Perfluoroheptane sulfonic acid (PFHpS)	375-92-8	0.25 µg/L	102	69.0	134
		EP231X: Perfluorooctane sulfonic acid (PFOS)	1763-23-1	0.25 µg/L	89.0	65.0	140
		EP231X: Perfluorodecane sulfonic acid (PFDS)	335-77-3	0.25 µg/L	92.7	53.0	142
EP231A: Perfluoroalkyl Sulfonic Acids (QCLot: 5832637)							
ES2417952-021	0902_MW043_240521	EP231X: Perfluorobutane sulfonic acid (PFBS)	375-73-5	0.25 µg/L	87.8	72.0	130
		EP231X: Perfluoropentane sulfonic acid (PFPeS)	2706-91-4	0.25 µg/L	110	71.0	127
		EP231X: Perfluorohexane sulfonic acid (PFHxS)	355-46-4	0.25 µg/L	90.1	68.0	131
		EP231X: Perfluoroheptane sulfonic acid (PFHpS)	375-92-8	0.25 µg/L	100	69.0	134
		EP231X: Perfluorooctane sulfonic acid (PFOS)	1763-23-1	0.25 µg/L	89.7	65.0	140
		EP231X: Perfluorodecane sulfonic acid (PFDS)	335-77-3	0.25 µg/L	84.0	53.0	142
EP231A: Perfluoroalkyl Sulfonic Acids (QCLot: 5832638)							
ES2417952-041	0902_MW067_240520	EP231X: Perfluorobutane sulfonic acid (PFBS)	375-73-5	0.25 µg/L	88.1	72.0	130
		EP231X: Perfluoropentane sulfonic acid (PFPeS)	2706-91-4	0.25 µg/L	100	71.0	127
		EP231X: Perfluorohexane sulfonic acid (PFHxS)	355-46-4	0.25 µg/L	85.8	68.0	131
		EP231X: Perfluoroheptane sulfonic acid (PFHpS)	375-92-8	0.25 µg/L	102	69.0	134
		EP231X: Perfluorooctane sulfonic acid (PFOS)	1763-23-1	0.25 µg/L	85.7	65.0	140
		EP231X: Perfluorodecane sulfonic acid (PFDS)	335-77-3	0.25 µg/L	91.0	53.0	142
EP231A: Perfluoroalkyl Sulfonic Acids (QCLot: 5832643)							

Sub-Matrix: **WATER**

Laboratory sample ID	Sample ID	Method: Compound	CAS Number	Matrix Spike (MS) Report: Spike Concentration	SpikeRecovery(%) MS	Acceptable Limits (%) Low	High
EP231A: Perfluoroalkyl Sulfonic Acids (QCLot: 5832643) - continued							
ES2417952-060	0902_MW110_240522	EP231X: Perfluorobutane sulfonic acid (PFBS)	375-73-5	0.25 µg/L	79.5	72.0	130
		EP231X: Perfluoropentane sulfonic acid (PFPeS)	2706-91-4	0.25 µg/L	79.8	71.0	127
		EP231X: Perfluorohexane sulfonic acid (PFHxS)	355-46-4	0.25 µg/L	85.8	68.0	131
		EP231X: Perfluoroheptane sulfonic acid (PFHpS)	375-92-8	0.25 µg/L	88.4	69.0	134
		EP231X: Perfluorooctane sulfonic acid (PFOS)	1763-23-1	0.25 µg/L	89.1	65.0	140
		EP231X: Perfluorodecane sulfonic acid (PFDS)	335-77-3	0.25 µg/L	79.0	53.0	142
EP231B: Perfluoroalkyl Carboxylic Acids (QCLot: 5832636)							
ES2417952-002	0902_MW008_240521	EP231X: Perfluorobutanoic acid (PFBA)	375-22-4	1.25 µg/L	83.2	73.0	129
		EP231X: Perfluoropentanoic acid (PFPeA)	2706-90-3	0.25 µg/L	88.7	72.0	129
		EP231X: Perfluorohexanoic acid (PFHxA)	307-24-4	0.25 µg/L	89.3	72.0	129
		EP231X: Perfluoroheptanoic acid (PFHpA)	375-85-9	0.25 µg/L	82.7	72.0	130
		EP231X: Perfluorooctanoic acid (PFOA)	335-67-1	0.25 µg/L	95.0	71.0	133
		EP231X: Perfluorononanoic acid (PFNA)	375-95-1	0.25 µg/L	83.4	69.0	130
		EP231X: Perfluorodecanoic acid (PFDA)	335-76-2	0.25 µg/L	89.9	71.0	129
		EP231X: Perfluoroundecanoic acid (PFUnDA)	2058-94-8	0.25 µg/L	95.1	69.0	133
		EP231X: Perfluorododecanoic acid (PFDoDA)	307-55-1	0.25 µg/L	100	72.0	134
		EP231X: Perfluorotridecanoic acid (PFTrDA)	72629-94-8	0.25 µg/L	102	65.0	144
		EP231X: Perfluorotetradecanoic acid (PFTeDA)	376-06-7	0.625 µg/L	107	71.0	132
EP231B: Perfluoroalkyl Carboxylic Acids (QCLot: 5832637)							
ES2417952-021	0902_MW043_240521	EP231X: Perfluorobutanoic acid (PFBA)	375-22-4	1.25 µg/L	95.3	73.0	129
		EP231X: Perfluoropentanoic acid (PFPeA)	2706-90-3	0.25 µg/L	94.4	72.0	129
		EP231X: Perfluorohexanoic acid (PFHxA)	307-24-4	0.25 µg/L	97.5	72.0	129
		EP231X: Perfluoroheptanoic acid (PFHpA)	375-85-9	0.25 µg/L	98.6	72.0	130
		EP231X: Perfluorooctanoic acid (PFOA)	335-67-1	0.25 µg/L	91.5	71.0	133
		EP231X: Perfluorononanoic acid (PFNA)	375-95-1	0.25 µg/L	103	69.0	130
		EP231X: Perfluorodecanoic acid (PFDA)	335-76-2	0.25 µg/L	94.6	71.0	129
		EP231X: Perfluoroundecanoic acid (PFUnDA)	2058-94-8	0.25 µg/L	94.7	69.0	133
		EP231X: Perfluorododecanoic acid (PFDoDA)	307-55-1	0.25 µg/L	102	72.0	134
		EP231X: Perfluorotridecanoic acid (PFTrDA)	72629-94-8	0.25 µg/L	104	65.0	144
		EP231X: Perfluorotetradecanoic acid (PFTeDA)	376-06-7	0.625 µg/L	97.2	71.0	132
EP231B: Perfluoroalkyl Carboxylic Acids (QCLot: 5832638)							
ES2417952-041	0902_MW067_240520	EP231X: Perfluorobutanoic acid (PFBA)	375-22-4	1.25 µg/L	93.0	73.0	129
		EP231X: Perfluoropentanoic acid (PFPeA)	2706-90-3	0.25 µg/L	90.9	72.0	129
		EP231X: Perfluorohexanoic acid (PFHxA)	307-24-4	0.25 µg/L	96.5	72.0	129
		EP231X: Perfluoroheptanoic acid (PFHpA)	375-85-9	0.25 µg/L	97.7	72.0	130
		EP231X: Perfluorooctanoic acid (PFOA)	335-67-1	0.25 µg/L	91.8	71.0	133
		EP231X: Perfluorononanoic acid (PFNA)	375-95-1	0.25 µg/L	94.5	69.0	130
		EP231X: Perfluorodecanoic acid (PFDA)	335-76-2	0.25 µg/L	98.3	71.0	129

Sub-Matrix: **WATER**

Laboratory sample ID	Sample ID	Method: Compound	CAS Number	Matrix Spike (MS) Report: Spike Concentration	SpikeRecovery(%) MS	Acceptable Limits (%) Low	High
EP231B: Perfluoroalkyl Carboxylic Acids (QCLot: 5832638) - continued							
ES2417952-041	0902_MW067_240520	EP231X: Perfluoroundecanoic acid (PFUnDA)	2058-94-8	0.25 µg/L	98.1	69.0	133
		EP231X: Perfluorododecanoic acid (PFDoDA)	307-55-1	0.25 µg/L	110	72.0	134
		EP231X: Perfluorotridecanoic acid (PFTrDA)	72629-94-8	0.25 µg/L	108	65.0	144
		EP231X: Perfluorotetradecanoic acid (PFTeDA)	376-06-7	0.625 µg/L	101	71.0	132
EP231B: Perfluoroalkyl Carboxylic Acids (QCLot: 5832643)							
ES2417952-060	0902_MW110_240522	EP231X: Perfluorobutanoic acid (PFBA)	375-22-4	1.25 µg/L	78.5	73.0	129
		EP231X: Perfluoropentanoic acid (PFPeA)	2706-90-3	0.25 µg/L	85.9	72.0	129
		EP231X: Perfluorohexanoic acid (PFHxA)	307-24-4	0.25 µg/L	82.3	72.0	129
		EP231X: Perfluoroheptanoic acid (PFHpA)	375-85-9	0.25 µg/L	75.9	72.0	130
		EP231X: Perfluorooctanoic acid (PFOA)	335-67-1	0.25 µg/L	93.8	71.0	133
		EP231X: Perfluorononanoic acid (PFNA)	375-95-1	0.25 µg/L	91.7	69.0	130
		EP231X: Perfluorodecanoic acid (PFDA)	335-76-2	0.25 µg/L	95.6	71.0	129
		EP231X: Perfluoroundecanoic acid (PFUnDA)	2058-94-8	0.25 µg/L	91.9	69.0	133
		EP231X: Perfluorododecanoic acid (PFDoDA)	307-55-1	0.25 µg/L	118	72.0	134
		EP231X: Perfluorotridecanoic acid (PFTrDA)	72629-94-8	0.25 µg/L	110	65.0	144
		EP231X: Perfluorotetradecanoic acid (PFTeDA)	376-06-7	0.625 µg/L	102	71.0	132
EP231C: Perfluoroalkyl Sulfonamides (QCLot: 5832636)							
ES2417952-002	0902_MW008_240521	EP231X: Perfluorooctane sulfonamide (FOSA)	754-91-6	0.25 µg/L	92.8	67.0	137
		EP231X: N-Methyl perfluorooctane sulfonamide (MeFOSA)	31506-32-8	0.625 µg/L	98.4	68.0	141
		EP231X: N-Ethyl perfluorooctane sulfonamide (EtFOSA)	4151-50-2	0.625 µg/L	101	62.6	147
		EP231X: N-Methyl perfluorooctane sulfonamidoethanol (MeFOSE)	24448-09-7	0.625 µg/L	100	66.0	145
		EP231X: N-Ethyl perfluorooctane sulfonamidoethanol (EtFOSE)	1691-99-2	0.625 µg/L	96.2	57.6	145
		EP231X: N-Methyl perfluorooctane sulfonamidoacetic acid (MeFOSAA)	2355-31-9	0.25 µg/L	89.1	65.0	136
		EP231X: N-Ethyl perfluorooctane sulfonamidoacetic acid (EtFOSAA)	2991-50-6	0.25 µg/L	77.3	61.0	135
EP231C: Perfluoroalkyl Sulfonamides (QCLot: 5832637)							
ES2417952-021	0902_MW043_240521	EP231X: Perfluorooctane sulfonamide (FOSA)	754-91-6	0.25 µg/L	97.5	67.0	137
		EP231X: N-Methyl perfluorooctane sulfonamide (MeFOSA)	31506-32-8	0.625 µg/L	84.6	68.0	141
		EP231X: N-Ethyl perfluorooctane sulfonamide (EtFOSA)	4151-50-2	0.625 µg/L	85.1	62.6	147
		EP231X: N-Methyl perfluorooctane sulfonamidoethanol (MeFOSE)	24448-09-7	0.625 µg/L	98.5	66.0	145
		EP231X: N-Ethyl perfluorooctane sulfonamidoethanol (EtFOSE)	1691-99-2	0.625 µg/L	102	57.6	145

Sub-Matrix: **WATER**

Laboratory sample ID	Sample ID	Method: Compound	CAS Number	Matrix Spike (MS) Report: Spike Concentration	SpikeRecovery(%) MS	Acceptable Limits (%) Low	High
EP231C: Perfluoroalkyl Sulfonamides (QCLot: 5832637) - continued							
ES2417952-021	0902_MW043_240521	EP231X: N-Methyl perfluorooctane sulfonamidoacetic acid (MeFOSAA)	2355-31-9	0.25 µg/L	104	65.0	136
		EP231X: N-Ethyl perfluorooctane sulfonamidoacetic acid (EtFOSAA)	2991-50-6	0.25 µg/L	96.3	61.0	135
EP231C: Perfluoroalkyl Sulfonamides (QCLot: 5832638)							
ES2417952-041	0902_MW067_240520	EP231X: Perfluorooctane sulfonamide (FOSA)	754-91-6	0.25 µg/L	93.3	67.0	137
		EP231X: N-Methyl perfluorooctane sulfonamide (MeFOSA)	31506-32-8	0.625 µg/L	100	68.0	141
		EP231X: N-Ethyl perfluorooctane sulfonamide (EtFOSA)	4151-50-2	0.625 µg/L	101	62.6	147
		EP231X: N-Methyl perfluorooctane sulfonamidoethanol (MeFOSE)	24448-09-7	0.625 µg/L	100.0	66.0	145
		EP231X: N-Ethyl perfluorooctane sulfonamidoethanol (EtFOSE)	1691-99-2	0.625 µg/L	100	57.6	145
		EP231X: N-Methyl perfluorooctane sulfonamidoacetic acid (MeFOSAA)	2355-31-9	0.25 µg/L	108	65.0	136
		EP231X: N-Ethyl perfluorooctane sulfonamidoacetic acid (EtFOSAA)	2991-50-6	0.25 µg/L	93.4	61.0	135
EP231C: Perfluoroalkyl Sulfonamides (QCLot: 5832643)							
ES2417952-060	0902_MW110_240522	EP231X: Perfluorooctane sulfonamide (FOSA)	754-91-6	0.25 µg/L	83.1	67.0	137
		EP231X: N-Methyl perfluorooctane sulfonamide (MeFOSA)	31506-32-8	0.625 µg/L	101	68.0	141
		EP231X: N-Ethyl perfluorooctane sulfonamide (EtFOSA)	4151-50-2	0.625 µg/L	112	62.6	147
		EP231X: N-Methyl perfluorooctane sulfonamidoethanol (MeFOSE)	24448-09-7	0.625 µg/L	83.9	66.0	145
		EP231X: N-Ethyl perfluorooctane sulfonamidoethanol (EtFOSE)	1691-99-2	0.625 µg/L	91.4	57.6	145
		EP231X: N-Methyl perfluorooctane sulfonamidoacetic acid (MeFOSAA)	2355-31-9	0.25 µg/L	102	65.0	136
		EP231X: N-Ethyl perfluorooctane sulfonamidoacetic acid (EtFOSAA)	2991-50-6	0.25 µg/L	87.8	61.0	135
EP231D: (n:2) Fluorotelomer Sulfonic Acids (QCLot: 5832636)							
ES2417952-002	0902_MW008_240521	EP231X: 4:2 Fluorotelomer sulfonic acid (4:2 FTS)	757124-72-4	0.25 µg/L	78.3	63.0	143
		EP231X: 6:2 Fluorotelomer sulfonic acid (6:2 FTS)	27619-97-2	0.25 µg/L	106	64.0	140
		EP231X: 8:2 Fluorotelomer sulfonic acid (8:2 FTS)	39108-34-4	0.25 µg/L	108	67.0	138
		EP231X: 10:2 Fluorotelomer sulfonic acid (10:2 FTS)	120226-60-0	0.25 µg/L	121	71.4	144
EP231D: (n:2) Fluorotelomer Sulfonic Acids (QCLot: 5832637)							
ES2417952-021	0902_MW043_240521	EP231X: 4:2 Fluorotelomer sulfonic acid (4:2 FTS)	757124-72-4	0.25 µg/L	93.9	63.0	143
		EP231X: 6:2 Fluorotelomer sulfonic acid (6:2 FTS)	27619-97-2	0.25 µg/L	104	64.0	140

Sub-Matrix: **WATER**

				Matrix Spike (MS) Report			
				Spike	SpikeRecovery(%)	Acceptable Limits (%)	
Laboratory sample ID	Sample ID	Method: Compound	CAS Number	Concentration	MS	Low	High
EP231D: (n:2) Fluorotelomer Sulfonic Acids (QCLot: 5832637) - continued							
ES2417952-021	0902_MW043_240521	EP231X: 8:2 Fluorotelomer sulfonic acid (8:2 FTS)	39108-34-4	0.25 µg/L	91.7	67.0	138
		EP231X: 10:2 Fluorotelomer sulfonic acid (10:2 FTS)	120226-60-0	0.25 µg/L	96.6	71.4	144
EP231D: (n:2) Fluorotelomer Sulfonic Acids (QCLot: 5832638)							
ES2417952-041	0902_MW067_240520	EP231X: 4:2 Fluorotelomer sulfonic acid (4:2 FTS)	757124-72-4	0.25 µg/L	89.7	63.0	143
		EP231X: 6:2 Fluorotelomer sulfonic acid (6:2 FTS)	27619-97-2	0.25 µg/L	96.4	64.0	140
		EP231X: 8:2 Fluorotelomer sulfonic acid (8:2 FTS)	39108-34-4	0.25 µg/L	112	67.0	138
		EP231X: 10:2 Fluorotelomer sulfonic acid (10:2 FTS)	120226-60-0	0.25 µg/L	98.6	71.4	144
EP231D: (n:2) Fluorotelomer Sulfonic Acids (QCLot: 5832643)							
ES2417952-060	0902_MW110_240522	EP231X: 4:2 Fluorotelomer sulfonic acid (4:2 FTS)	757124-72-4	0.25 µg/L	73.6	63.0	143
		EP231X: 6:2 Fluorotelomer sulfonic acid (6:2 FTS)	27619-97-2	0.25 µg/L	94.3	64.0	140
		EP231X: 8:2 Fluorotelomer sulfonic acid (8:2 FTS)	39108-34-4	0.25 µg/L	77.6	67.0	138
		EP231X: 10:2 Fluorotelomer sulfonic acid (10:2 FTS)	120226-60-0	0.25 µg/L	72.0	71.4	144

QA/QC Compliance Assessment to assist with Quality Review

Work Order	: **ES2417952**	Page	: 1 of 13
Amendment	: **2**		
Client	: **AECOM AUSTRALIA PTY LTD**	Laboratory	: Environmental Division Sydney
Contact	: [redacted]	Telephone	: [redacted]
Project	: NSW_0902_PFASOMP_24	Date Samples Received	: 31-May-2024
Site	: 0902 - GW	Issue Date	: 18-Jul-2024
Sampler	: [redacted]	No. of samples received	: 75
Order number	: 60612562_5.1	No. of samples analysed	: 68

This report is automatically generated by the ALS LIMS through interpretation of the ALS Quality Control Report and several Quality Assurance parameters measured by ALS. This automated reporting highlights any non-conformances, facilitates faster and more accurate data validation and is designed to assist internal expert and external Auditor review. Many components of this report contribute to the overall DQO assessment and reporting for guideline compliance.

Brief method summaries and references are also provided to assist in traceability.

Summary of Outliers

Outliers : Quality Control Samples

This report highlights outliers flagged in the Quality Control (QC) Report.

- **NO Method Blank value outliers occur.**
- **NO Duplicate outliers occur.**
- **NO Laboratory Control outliers occur.**
- **NO Matrix Spike outliers occur.**
- **For all regular sample matrices, where applicable to the methodology, NO surrogate recovery outliers occur.**

Outliers : Analysis Holding Time Compliance

- **NO Analysis Holding Time Outliers exist.**

Outliers : Frequency of Quality Control Samples

- **NO Quality Control Sample Frequency Outliers exist.**

Analysis Holding Time Compliance

If samples are identified below as having been analysed or extracted outside of recommended holding times, this should be taken into consideration when interpreting results.

This report summarizes extraction / preparation and analysis times and compares each with ALS recommended holding times (referencing USEPA SW 846, APHA, AS and NEPM) based on the sample container provided. Dates reported represent first date of extraction or analysis and preclude subsequent dilutions and reruns. A listing of breaches (if any) is provided herein.

Holding time for leachate methods (e.g. TCLP) vary according to the analytes reported. Assessment compares the leach date with the shortest analyte holding time for the equivalent soil method. These are: organics 14 days, mercury 28 days & other metals 180 days. A recorded breach does not guarantee a breach for all non-volatile parameters.

Holding times for ***VOC in soils*** vary according to analytes of interest. Vinyl Chloride and Styrene holding time is 7 days; others 14 days. A recorded breach does not guarantee a breach for all VOC analytes and should be verified in case the reported breach is a false positive or Vinyl Chloride and Styrene are not key analytes of interest/concern.

Matrix: **WATER**

Evaluation: × = Holding time breach ; ✓ = Within holding time.

Method / *Container / Client Sample ID(s)*		*Sample Date*	*Extraction / Preparation*			*Analysis*		
			Date extracted	*Due for extraction*	*Evaluation*	*Date analysed*	*Due for analysis*	*Evaluation*
EP231A: Perfluoroalkyl Sulfonic Acids								
HDPE (no PTFE) (EP231X)								
0902_QC100_240520,	0902_QC101_240520,	**20-May-2024**	**04-Jun-2024**	16-Nov-2024	✓	**06-Jun-2024**	16-Nov-2024	✓
0902_QC102_240520,	0902_QC300_240520							
HDPE (no PTFE) (EP231X)								
0902_MW025_240520,	0902_MW026_240520,	**20-May-2024**	**04-Jun-2024**	16-Nov-2024	✓	**07-Jun-2024**	16-Nov-2024	✓
0902_MW045_240520,	0902_MW046_240520,							
0902_MW060_240520,	0902_MW062_240520,							
0902_MW063_240520,	0902_MW065_240520							
HDPE (no PTFE) (EP231X)								
0902_MW066_240520,	0902_MW067_240520,	**20-May-2024**	**05-Jun-2024**	16-Nov-2024	✓	**07-Jun-2024**	16-Nov-2024	✓
0902_MW068_240520,	0902_MW069_240520,							
0902_MW070_240520,	0902_MW071_240520							
HDPE (no PTFE) (EP231X)								
0902_MW007_240521,	0902_MW008_240521,	**21-May-2024**	**04-Jun-2024**	17-Nov-2024	✓	**06-Jun-2024**	17-Nov-2024	✓
0902_MW009_240521,	0902_MW010_240521,							
0902_QC301_240521								
HDPE (no PTFE) (EP231X)								
0902_MW024_240520,	0902_MW028_240521,	**21-May-2024**	**04-Jun-2024**	17-Nov-2024	✓	**07-Jun-2024**	17-Nov-2024	✓
0902_MW040_240521,	0902_MW041_240521,							
0902_MW042_240521,	0902_MW043_240521,							
0902_MW047_240521,	0902_MW048_240521,							
0902_MW050_240521,	0902_MW052_240521,							
0902_MW061_240521,	0902_MW064_240521							
HDPE (no PTFE) (EP231X)								
0902_MW051_240521		**21-May-2024**	**04-Jun-2024**	17-Nov-2024	✓	**11-Jun-2024**	17-Nov-2024	✓
HDPE (no PTFE) (EP231X)								
0902_MW020_240522,	0902_MW021_240522,	**22-May-2024**	**04-Jun-2024**	18-Nov-2024	✓	**06-Jun-2024**	18-Nov-2024	✓
0902_MW022_240522,	0902_MW023_240522,							
0902_MW109_240522,	0902_MW110_240522,							
0902_QC302_240522								
HDPE (no PTFE) (EP231X)								
0902_MW032_240522,	0902_MW033_240522,	**22-May-2024**	**04-Jun-2024**	18-Nov-2024	✓	**07-Jun-2024**	18-Nov-2024	✓
0902_MW034_240522								

Matrix: **WATER**

Evaluation: × = Holding time breach ; ✓ = Within holding time.

Method / Container / Client Sample ID(s)		Sample Date	Extraction / Preparation			Analysis		
			Date extracted	Due for extraction	Evaluation	Date analysed	Due for analysis	Evaluation
EP231A: Perfluoroalkyl Sulfonic Acids - Continued								
HDPE (no PTFE) (EP231X)								
0902_MW072_240522,	0902_MW074_240522	**22-May-2024**	**05-Jun-2024**	18-Nov-2024	✓	**07-Jun-2024**	18-Nov-2024	✓
HDPE (no PTFE) (EP231X)								
0902_QC105_240523,	0902_QC303_240523	**23-May-2024**	**04-Jun-2024**	19-Nov-2024	✓	**06-Jun-2024**	19-Nov-2024	✓
HDPE (no PTFE) (EP231X)								
0902_MW036_240523		**23-May-2024**	**04-Jun-2024**	19-Nov-2024	✓	**07-Jun-2024**	19-Nov-2024	✓
HDPE (no PTFE) (EP231X)								
0902_MW073_240523,	0902_MW075_240523,	**23-May-2024**	**05-Jun-2024**	19-Nov-2024	✓	**07-Jun-2024**	19-Nov-2024	✓
0902_MW076_240523,	0902_MW077_240523,							
0902_MW078_240523,	0902_MW079_240523,							
0902_MW081_240523,	0902_MW106_240523							
HDPE (no PTFE) (EP231X)								
0902_QC304_240524		**24-May-2024**	**04-Jun-2024**	20-Nov-2024	✓	**06-Jun-2024**	20-Nov-2024	✓
HDPE (no PTFE) (EP231X)								
0902_MW030_240524,	0902_MW053_240524,	**24-May-2024**	**04-Jun-2024**	20-Nov-2024	✓	**07-Jun-2024**	20-Nov-2024	✓
0902_MW054_240524,	0902_MW056_240524,							
0902_MW059_240524								
HDPE (no PTFE) (EP231X)								
0902_MW107D_240524,	0902_MW108_240524	**24-May-2024**	**05-Jun-2024**	20-Nov-2024	✓	**07-Jun-2024**	20-Nov-2024	✓
HDPE (no PTFE) (EP231X)								
0902_MW107I_240524		**24-May-2024**	**05-Jun-2024**	20-Nov-2024	✓	**11-Jun-2024**	20-Nov-2024	✓

Matrix: **WATER**

Evaluation: × = Holding time breach ; ✓ = Within holding time.

Method / Container / Client Sample ID(s)	Sample Date	Extraction / Preparation			Analysis		
		Date extracted	Due for extraction	Evaluation	Date analysed	Due for analysis	Evaluation
EP231B: Perfluoroalkyl Carboxylic Acids							
HDPE (no PTFE) (EP231X) 0902_QC100_240520, 0902_QC101_240520, 0902_QC102_240520, 0902_QC300_240520	**20-May-2024**	**04-Jun-2024**	16-Nov-2024	✓	**06-Jun-2024**	16-Nov-2024	✓
HDPE (no PTFE) (EP231X) 0902_MW025_240520, 0902_MW026_240520, 0902_MW045_240520, 0902_MW046_240520, 0902_MW060_240520, 0902_MW062_240520, 0902_MW063_240520, 0902_MW065_240520	**20-May-2024**	**04-Jun-2024**	16-Nov-2024	✓	**07-Jun-2024**	16-Nov-2024	✓
HDPE (no PTFE) (EP231X) 0902_MW066_240520, 0902_MW067_240520, 0902_MW068_240520, 0902_MW069_240520, 0902_MW070_240520, 0902_MW071_240520	**20-May-2024**	**05-Jun-2024**	16-Nov-2024	✓	**07-Jun-2024**	16-Nov-2024	✓
HDPE (no PTFE) (EP231X) 0902_MW007_240521, 0902_MW008_240521, 0902_MW009_240521, 0902_MW010_240521, 0902_QC301_240521	**21-May-2024**	**04-Jun-2024**	17-Nov-2024	✓	**06-Jun-2024**	17-Nov-2024	✓
HDPE (no PTFE) (EP231X) 0902_MW024_240520, 0902_MW028_240521, 0902_MW040_240521, 0902_MW041_240521, 0902_MW042_240521, 0902_MW043_240521, 0902_MW047_240521, 0902_MW048_240521, 0902_MW050_240521, 0902_MW052_240521, 0902_MW061_240521, 0902_MW064_240521	**21-May-2024**	**04-Jun-2024**	17-Nov-2024	✓	**07-Jun-2024**	17-Nov-2024	✓
HDPE (no PTFE) (EP231X) 0902_MW051_240521	**21-May-2024**	**04-Jun-2024**	17-Nov-2024	✓	**11-Jun-2024**	17-Nov-2024	✓
HDPE (no PTFE) (EP231X) 0902_MW020_240522, 0902_MW021_240522, 0902_MW022_240522, 0902_MW023_240522, 0902_MW109_240522, 0902_MW110_240522, 0902_QC302_240522	**22-May-2024**	**04-Jun-2024**	18-Nov-2024	✓	**06-Jun-2024**	18-Nov-2024	✓
HDPE (no PTFE) (EP231X) 0902_MW032_240522, 0902_MW033_240522, 0902_MW034_240522	**22-May-2024**	**04-Jun-2024**	18-Nov-2024	✓	**07-Jun-2024**	18-Nov-2024	✓
HDPE (no PTFE) (EP231X) 0902_MW072_240522, 0902_MW074_240522	**22-May-2024**	**05-Jun-2024**	18-Nov-2024	✓	**07-Jun-2024**	18-Nov-2024	✓
HDPE (no PTFE) (EP231X) 0902_QC105_240523, 0902_QC303_240523	**23-May-2024**	**04-Jun-2024**	19-Nov-2024	✓	**06-Jun-2024**	19-Nov-2024	✓
HDPE (no PTFE) (EP231X) 0902_MW036_240523	**23-May-2024**	**04-Jun-2024**	19-Nov-2024	✓	**07-Jun-2024**	19-Nov-2024	✓
HDPE (no PTFE) (EP231X)							

Matrix: **WATER**

Evaluation: × = Holding time breach ; ✓ = Within holding time.

Method / Container / Client Sample ID(s)	Sample Date	Extraction / Preparation			Analysis		
		Date extracted	Due for extraction	Evaluation	Date analysed	Due for analysis	Evaluation
EP231B: Perfluoroalkyl Carboxylic Acids - Continued							
0902_MW073_240523, 0902_MW075_240523, 0902_MW076_240523, 0902_MW077_240523, 0902_MW078_240523, 0902_MW079_240523, 0902_MW081_240523, 0902_MW106_240523	**23-May-2024**	**05-Jun-2024**	19-Nov-2024	✓	**07-Jun-2024**	19-Nov-2024	✓
HDPE (no PTFE) (EP231X) 0902_QC304_240524	**24-May-2024**	**04-Jun-2024**	20-Nov-2024	✓	**06-Jun-2024**	20-Nov-2024	✓
HDPE (no PTFE) (EP231X) 0902_MW030_240524, 0902_MW053_240524, 0902_MW054_240524, 0902_MW056_240524, 0902_MW059_240524	**24-May-2024**	**04-Jun-2024**	20-Nov-2024	✓	**07-Jun-2024**	20-Nov-2024	✓
HDPE (no PTFE) (EP231X) 0902_MW107D_240524, 0902_MW108_240524	**24-May-2024**	**05-Jun-2024**	20-Nov-2024	✓	**07-Jun-2024**	20-Nov-2024	✓
HDPE (no PTFE) (EP231X) 0902_MW107I_240524	**24-May-2024**	**05-Jun-2024**	20-Nov-2024	✓	**11-Jun-2024**	20-Nov-2024	✓

Matrix: **WATER**

Evaluation: × = Holding time breach ; ✓ = Within holding time.

Method / Container / Client Sample ID(s)	Sample Date	Extraction / Preparation			Analysis		
		Date extracted	Due for extraction	Evaluation	Date analysed	Due for analysis	Evaluation
EP231C: Perfluoroalkyl Sulfonamides							
HDPE (no PTFE) (EP231X) 0902_QC100_240520, 0902_QC101_240520, 0902_QC102_240520, 0902_QC300_240520	**20-May-2024**	**04-Jun-2024**	16-Nov-2024	✓	**06-Jun-2024**	16-Nov-2024	✓
HDPE (no PTFE) (EP231X) 0902_MW025_240520, 0902_MW026_240520, 0902_MW045_240520, 0902_MW046_240520, 0902_MW060_240520, 0902_MW062_240520, 0902_MW063_240520, 0902_MW065_240520	**20-May-2024**	**04-Jun-2024**	16-Nov-2024	✓	**07-Jun-2024**	16-Nov-2024	✓
HDPE (no PTFE) (EP231X) 0902_MW066_240520, 0902_MW067_240520, 0902_MW068_240520, 0902_MW069_240520, 0902_MW070_240520, 0902_MW071_240520	**20-May-2024**	**05-Jun-2024**	16-Nov-2024	✓	**07-Jun-2024**	16-Nov-2024	✓
HDPE (no PTFE) (EP231X) 0902_MW007_240521, 0902_MW008_240521, 0902_MW009_240521, 0902_MW010_240521, 0902_QC301_240521	**21-May-2024**	**04-Jun-2024**	17-Nov-2024	✓	**06-Jun-2024**	17-Nov-2024	✓
HDPE (no PTFE) (EP231X) 0902_MW024_240520, 0902_MW028_240521, 0902_MW040_240521, 0902_MW041_240521, 0902_MW042_240521, 0902_MW043_240521, 0902_MW047_240521, 0902_MW048_240521, 0902_MW050_240521, 0902_MW052_240521, 0902_MW061_240521, 0902_MW064_240521	**21-May-2024**	**04-Jun-2024**	17-Nov-2024	✓	**07-Jun-2024**	17-Nov-2024	✓
HDPE (no PTFE) (EP231X) 0902_MW051_240521	**21-May-2024**	**04-Jun-2024**	17-Nov-2024	✓	**11-Jun-2024**	17-Nov-2024	✓
HDPE (no PTFE) (EP231X) 0902_MW020_240522, 0902_MW021_240522, 0902_MW022_240522, 0902_MW023_240522, 0902_MW109_240522, 0902_MW110_240522, 0902_QC302_240522	**22-May-2024**	**04-Jun-2024**	18-Nov-2024	✓	**06-Jun-2024**	18-Nov-2024	✓
HDPE (no PTFE) (EP231X) 0902_MW032_240522, 0902_MW033_240522, 0902_MW034_240522	**22-May-2024**	**04-Jun-2024**	18-Nov-2024	✓	**07-Jun-2024**	18-Nov-2024	✓
HDPE (no PTFE) (EP231X) 0902_MW072_240522, 0902_MW074_240522	**22-May-2024**	**05-Jun-2024**	18-Nov-2024	✓	**07-Jun-2024**	18-Nov-2024	✓
HDPE (no PTFE) (EP231X) 0902_QC105_240523, 0902_QC303_240523	**23-May-2024**	**04-Jun-2024**	19-Nov-2024	✓	**06-Jun-2024**	19-Nov-2024	✓
HDPE (no PTFE) (EP231X) 0902_MW036_240523	**23-May-2024**	**04-Jun-2024**	19-Nov-2024	✓	**07-Jun-2024**	19-Nov-2024	✓
HDPE (no PTFE) (EP231X)							

Matrix: **WATER**

Evaluation: × = Holding time breach ; ✓ = Within holding time.

Method / Container / Client Sample ID(s)	Sample Date	Extraction / Preparation			Analysis		
		Date extracted	Due for extraction	Evaluation	Date analysed	Due for analysis	Evaluation
EP231C: Perfluoroalkyl Sulfonamides - Continued							
0902_MW073_240523, 0902_MW075_240523, 0902_MW076_240523, 0902_MW077_240523, 0902_MW078_240523, 0902_MW079_240523, 0902_MW081_240523, 0902_MW106_240523	**23-May-2024**	**05-Jun-2024**	19-Nov-2024	✓	**07-Jun-2024**	19-Nov-2024	✓
HDPE (no PTFE) (EP231X) 0902_QC304_240524	**24-May-2024**	**04-Jun-2024**	20-Nov-2024	✓	**06-Jun-2024**	20-Nov-2024	✓
HDPE (no PTFE) (EP231X) 0902_MW030_240524, 0902_MW053_240524, 0902_MW054_240524, 0902_MW056_240524, 0902_MW059_240524	**24-May-2024**	**04-Jun-2024**	20-Nov-2024	✓	**07-Jun-2024**	20-Nov-2024	✓
HDPE (no PTFE) (EP231X) 0902_MW107D_240524, 0902_MW108_240524	**24-May-2024**	**05-Jun-2024**	20-Nov-2024	✓	**07-Jun-2024**	20-Nov-2024	✓
HDPE (no PTFE) (EP231X) 0902_MW107I_240524	**24-May-2024**	**05-Jun-2024**	20-Nov-2024	✓	**11-Jun-2024**	20-Nov-2024	✓

Matrix: **WATER**

Evaluation: × = Holding time breach ; ✓ = Within holding time.

Method / Container / Client Sample ID(s)	Sample Date	Extraction / Preparation			Analysis		
		Date extracted	Due for extraction	Evaluation	Date analysed	Due for analysis	Evaluation
EP231D: (n:2) Fluorotelomer Sulfonic Acids							
HDPE (no PTFE) (EP231X) 0902_QC100_240520, 0902_QC101_240520, 0902_QC102_240520, 0902_QC300_240520	**20-May-2024**	**04-Jun-2024**	16-Nov-2024	✓	**06-Jun-2024**	16-Nov-2024	✓
HDPE (no PTFE) (EP231X) 0902_MW025_240520, 0902_MW026_240520, 0902_MW045_240520, 0902_MW046_240520, 0902_MW060_240520, 0902_MW062_240520, 0902_MW063_240520, 0902_MW065_240520	**20-May-2024**	**04-Jun-2024**	16-Nov-2024	✓	**07-Jun-2024**	16-Nov-2024	✓
HDPE (no PTFE) (EP231X) 0902_MW066_240520, 0902_MW067_240520, 0902_MW068_240520, 0902_MW069_240520, 0902_MW070_240520, 0902_MW071_240520	**20-May-2024**	**05-Jun-2024**	16-Nov-2024	✓	**07-Jun-2024**	16-Nov-2024	✓
HDPE (no PTFE) (EP231X) 0902_MW007_240521, 0902_MW008_240521, 0902_MW009_240521, 0902_MW010_240521, 0902_QC301_240521	**21-May-2024**	**04-Jun-2024**	17-Nov-2024	✓	**06-Jun-2024**	17-Nov-2024	✓
HDPE (no PTFE) (EP231X) 0902_MW024_240520, 0902_MW028_240521, 0902_MW040_240521, 0902_MW041_240521, 0902_MW042_240521, 0902_MW043_240521, 0902_MW047_240521, 0902_MW048_240521, 0902_MW050_240521, 0902_MW052_240521, 0902_MW061_240521, 0902_MW064_240521	**21-May-2024**	**04-Jun-2024**	17-Nov-2024	✓	**07-Jun-2024**	17-Nov-2024	✓
HDPE (no PTFE) (EP231X) 0902_MW051_240521	**21-May-2024**	**04-Jun-2024**	17-Nov-2024	✓	**11-Jun-2024**	17-Nov-2024	✓
HDPE (no PTFE) (EP231X) 0902_MW020_240522, 0902_MW021_240522, 0902_MW022_240522, 0902_MW023_240522, 0902_MW109_240522, 0902_MW110_240522, 0902_QC302_240522	**22-May-2024**	**04-Jun-2024**	18-Nov-2024	✓	**06-Jun-2024**	18-Nov-2024	✓
HDPE (no PTFE) (EP231X) 0902_MW032_240522, 0902_MW033_240522, 0902_MW034_240522	**22-May-2024**	**04-Jun-2024**	18-Nov-2024	✓	**07-Jun-2024**	18-Nov-2024	✓
HDPE (no PTFE) (EP231X) 0902_MW072_240522, 0902_MW074_240522	**22-May-2024**	**05-Jun-2024**	18-Nov-2024	✓	**07-Jun-2024**	18-Nov-2024	✓
HDPE (no PTFE) (EP231X) 0902_QC105_240523, 0902_QC303_240523	**23-May-2024**	**04-Jun-2024**	19-Nov-2024	✓	**06-Jun-2024**	19-Nov-2024	✓
HDPE (no PTFE) (EP231X) 0902_MW036_240523	**23-May-2024**	**04-Jun-2024**	19-Nov-2024	✓	**07-Jun-2024**	19-Nov-2024	✓
HDPE (no PTFE) (EP231X)							

Matrix: **WATER**

Evaluation: × = Holding time breach ; ✓ = Within holding time.

Method / Container / Client Sample ID(s)	Sample Date	Extraction / Preparation			Analysis		
		Date extracted	Due for extraction	Evaluation	Date analysed	Due for analysis	Evaluation
EP231D: (n:2) Fluorotelomer Sulfonic Acids - Continued							
0902_MW073_240523, 0902_MW075_240523, 0902_MW076_240523, 0902_MW077_240523, 0902_MW078_240523, 0902_MW079_240523, 0902_MW081_240523, 0902_MW106_240523	**23-May-2024**	**05-Jun-2024**	19-Nov-2024	✓	**07-Jun-2024**	19-Nov-2024	✓
HDPE (no PTFE) (EP231X) 0902_QC304_240524	**24-May-2024**	**04-Jun-2024**	20-Nov-2024	✓	**06-Jun-2024**	20-Nov-2024	✓
HDPE (no PTFE) (EP231X) 0902_MW030_240524, 0902_MW053_240524, 0902_MW054_240524, 0902_MW056_240524, 0902_MW059_240524	**24-May-2024**	**04-Jun-2024**	20-Nov-2024	✓	**07-Jun-2024**	20-Nov-2024	✓
HDPE (no PTFE) (EP231X) 0902_MW107D_240524, 0902_MW108_240524	**24-May-2024**	**05-Jun-2024**	20-Nov-2024	✓	**07-Jun-2024**	20-Nov-2024	✓
HDPE (no PTFE) (EP231X) 0902_MW107I_240524	**24-May-2024**	**05-Jun-2024**	20-Nov-2024	✓	**11-Jun-2024**	20-Nov-2024	✓

Matrix: **WATER**

Evaluation: × = Holding time breach ; ✓ = Within holding time.

Method / Container / Client Sample ID(s)	Sample Date	Extraction / Preparation			Analysis		
		Date extracted	Due for extraction	Evaluation	Date analysed	Due for analysis	Evaluation
EP231P: PFAS Sums							
HDPE (no PTFE) (EP231X) 0902_QC100_240520, 0902_QC101_240520, 0902_QC102_240520, 0902_QC300_240520	**20-May-2024**	**04-Jun-2024**	16-Nov-2024	✓	**06-Jun-2024**	16-Nov-2024	✓
HDPE (no PTFE) (EP231X) 0902_MW025_240520, 0902_MW026_240520, 0902_MW045_240520, 0902_MW046_240520, 0902_MW060_240520, 0902_MW062_240520, 0902_MW063_240520, 0902_MW065_240520	**20-May-2024**	**04-Jun-2024**	16-Nov-2024	✓	**07-Jun-2024**	16-Nov-2024	✓
HDPE (no PTFE) (EP231X) 0902_MW066_240520, 0902_MW067_240520, 0902_MW068_240520, 0902_MW069_240520, 0902_MW070_240520, 0902_MW071_240520	**20-May-2024**	**05-Jun-2024**	16-Nov-2024	✓	**07-Jun-2024**	16-Nov-2024	✓
HDPE (no PTFE) (EP231X) 0902_MW007_240521, 0902_MW008_240521, 0902_MW009_240521, 0902_MW010_240521, 0902_QC301_240521	**21-May-2024**	**04-Jun-2024**	17-Nov-2024	✓	**06-Jun-2024**	17-Nov-2024	✓
HDPE (no PTFE) (EP231X) 0902_MW024_240520, 0902_MW028_240521, 0902_MW040_240521, 0902_MW041_240521, 0902_MW042_240521, 0902_MW043_240521, 0902_MW047_240521, 0902_MW048_240521, 0902_MW050_240521, 0902_MW052_240521, 0902_MW061_240521, 0902_MW064_240521	**21-May-2024**	**04-Jun-2024**	17-Nov-2024	✓	**07-Jun-2024**	17-Nov-2024	✓
HDPE (no PTFE) (EP231X) 0902_MW051_240521	**21-May-2024**	**04-Jun-2024**	17-Nov-2024	✓	**11-Jun-2024**	17-Nov-2024	✓
HDPE (no PTFE) (EP231X) 0902_MW020_240522, 0902_MW021_240522, 0902_MW022_240522, 0902_MW023_240522, 0902_MW109_240522, 0902_MW110_240522, 0902_QC302_240522	**22-May-2024**	**04-Jun-2024**	18-Nov-2024	✓	**06-Jun-2024**	18-Nov-2024	✓
HDPE (no PTFE) (EP231X) 0902_MW032_240522, 0902_MW033_240522, 0902_MW034_240522	**22-May-2024**	**04-Jun-2024**	18-Nov-2024	✓	**07-Jun-2024**	18-Nov-2024	✓
HDPE (no PTFE) (EP231X) 0902_MW072_240522, 0902_MW074_240522	**22-May-2024**	**05-Jun-2024**	18-Nov-2024	✓	**07-Jun-2024**	18-Nov-2024	✓
HDPE (no PTFE) (EP231X) 0902_QC105_240523, 0902_QC303_240523	**23-May-2024**	**04-Jun-2024**	19-Nov-2024	✓	**06-Jun-2024**	19-Nov-2024	✓
HDPE (no PTFE) (EP231X) 0902_MW036_240523	**23-May-2024**	**04-Jun-2024**	19-Nov-2024	✓	**07-Jun-2024**	19-Nov-2024	✓
HDPE (no PTFE) (EP231X)							

Matrix: **WATER**

Evaluation: × = Holding time breach ; ✓ = Within holding time.

Method / Container / Client Sample ID(s)		Sample Date	Extraction / Preparation			Analysis		
			Date extracted	Due for extraction	Evaluation	Date analysed	Due for analysis	Evaluation
EP231P: PFAS Sums - Continued								
0902_MW073_240523, 0902_MW076_240523, 0902_MW078_240523, 0902_MW081_240523,	0902_MW075_240523, 0902_MW077_240523, 0902_MW079_240523, 0902_MW106_240523	**23-May-2024**	**05-Jun-2024**	19-Nov-2024	✓	**07-Jun-2024**	19-Nov-2024	✓
HDPE (no PTFE) (EP231X) 0902_QC304_240524		**24-May-2024**	**04-Jun-2024**	20-Nov-2024	✓	**06-Jun-2024**	20-Nov-2024	✓
HDPE (no PTFE) (EP231X) 0902_MW030_240524, 0902_MW054_240524, 0902_MW059_240524	0902_MW053_240524, 0902_MW056_240524,	**24-May-2024**	**04-Jun-2024**	20-Nov-2024	✓	**07-Jun-2024**	20-Nov-2024	✓
HDPE (no PTFE) (EP231X) 0902_MW107D_240524,	0902_MW108_240524	**24-May-2024**	**05-Jun-2024**	20-Nov-2024	✓	**07-Jun-2024**	20-Nov-2024	✓
HDPE (no PTFE) (EP231X) 0902_MW107I_240524		**24-May-2024**	**05-Jun-2024**	20-Nov-2024	✓	**11-Jun-2024**	20-Nov-2024	✓

Quality Control Parameter Frequency Compliance

The following report summarises the frequency of laboratory QC samples analysed within the analytical lot(s) in which the submitted sample(s) was(were) processed. Actual rate should be greater than or equal to the expected rate. A listing of breaches is provided in the Summary of Outliers.

Matrix: **WATER**

Evaluation: × = Quality Control frequency not within specification ; ✓ = Quality Control frequency within specification.

Quality Control Sample Type		Count		Rate (%)			Quality Control Specification
Analytical Methods	*Method*	*QC*	*Regular*	***Actual***	***Expected***	*Evaluation*	
Laboratory Duplicates (DUP)							
Per- and Polyfluoroalkyl Substances (PFAS) by LCMSMS	EP231X	8	68	**11.76**	**10.00**	✓	NEPM 2013 B3 & ALS QC Standard
Laboratory Control Samples (LCS)							
Per- and Polyfluoroalkyl Substances (PFAS) by LCMSMS	EP231X	4	68	**5.88**	**5.00**	✓	NEPM 2013 B3 & ALS QC Standard
Method Blanks (MB)							
Per- and Polyfluoroalkyl Substances (PFAS) by LCMSMS	EP231X	4	68	**5.88**	**5.00**	✓	NEPM 2013 B3 & ALS QC Standard
Matrix Spikes (MS)							
Per- and Polyfluoroalkyl Substances (PFAS) by LCMSMS	EP231X	4	68	**5.88**	**5.00**	✓	NEPM 2013 B3 & ALS QC Standard

Brief Method Summaries

The analytical procedures used by the Environmental Division have been developed from established internationally recognized procedures such as those published by the US EPA, APHA, AS and NEPM. In house developed procedures are employed in the absence of documented standards or by client request. The following report provides brief descriptions of the analytical procedures employed for results reported in the Certificate of Analysis. Sources from which ALS methods have been developed are provided within the Method Descriptions.

Analytical Methods	*Method*	*Matrix*	*Method Descriptions*
Per- and Polyfluoroalkyl Substances (PFAS) by LCMSMS	EP231X	WATER	In-house: Analysis of fresh and saline waters by Solid Phase Extraction (SPE) followed by LC-Electrospray-MS-MS, Negative Mode using MRM and internal standard quantitation. Isotopically labelled analogues of target analytes used as internal standards and surrogates are added to the sample container. The entire contents are transferred to a solid phase extraction (SPE) cartridge. The sample container is successively rinsed with aliquots of the elution solvent. The eluted extract is combined with an equal volume of reagent water and a portion is filtered for analysis. Method procedures and data quality objectives conform to US DoD QSM 5.4, table B-15 requirements.

Preparation Methods	*Method*	*Matrix*	*Method Descriptions*
Solid Phase Extraction (SPE) for PFAS in water	ORG72	WATER	In-house: Isotopically labelled analogues of target analytes used as internal standards and surrogates are added to the sample container. The entire contents are transferred to a solid phase extraction (SPE) cartridge. The sample container is successively rinsed with aliquots of the elution solvent. The eluted extract is combined with an equal volume of reagent water and a portion is filtered for analysis. Method procedures conform to US DoD QSM 5.3, table B-15 requirements.

SAMPLE RECEIPT NOTIFICATION (SRN)

Work Order	: **ES2417952**		
Amendment	: **1**		
Client	: **AECOM AUSTRALIA PTY LTD**	Laboratory	: Environmental Division Sydney
Contact	: [redacted]	Contact	: [redacted]
Address	: LEVEL 21 420 GEORGE STREET SYDNEY NSW, AUSTRALIA 2000	Address	: 277-289 Woodpark Road Smithfield NSW Australia 2164
E-mail	: [redacted]	E-mail	: [redacted]
Telephone	: ----	Telephone	: [redacted]
Facsimile	: ----	Facsimile	: [redacted]
Project	: NSW_0902_PFASOMP_24	Page	: 1 of 4
Order number	: 60612562_5.1	Quote number	: ES2021AECOMAU0027 (SY/139/19 v4 60612562_5.1)
C-O-C number	: 67883	QC Level	: NEPM 2013 B3 & ALS QC Standard
Site	: 0902 - GW		
Sampler	: [redacted]		

Dates

Date Samples Received	: 31-May-2024 18:40	Issue Date	: 18-Jul-2024
Client Requested Due Date	: 11-Jun-2024	Scheduled Reporting Date	: **11-Jun-2024**

Delivery Details

Mode of Delivery	: Client Drop Off	Security Seal	: Not Available
No. of coolers/boxes	: 4	Temperature	: 5.0'C, 4.7'C, 6.1'C - Ice present
Receipt Detail	:	No. of samples received / analysed	: 68 / 68
		No. of samples NOT collected	7

General Comments

- This report contains the following information:
  - Sample Container(s)/Preservation Non-Compliances
  - Summary of Sample(s) and Requested Analysis
  - Proactive Holding Time Report
  - Requested Deliverables
- **Please refer to the Proactive Holding Time Report table below which summarises breaches of recommended holding times that have occurred prior to samples/instructions being received at the laboratory. The laboratory will process these samples unless instructions are received from you indicating you do not wish to proceed. The absence of this summary table indicates that all samples have been received within the recommended holding times for the analysis requested.**
- **18/07/2024: This is an updated SRN reflecting the change in sampling ID and/or sampling date and time for samples ES2417952-013, 015, 038, 048 and 058.**
- Sample 0902_MW057_240524 was not received due to the following reason: NOT RECEIVED
- Sample 0902_MW143_240528 was not received due to the following reason: NOT RECEIVED
- Sample 0902_MW144_240528 was not received due to the following reason: NOT RECEIVED
- Sample 0902_QC109_240528 was not received due to the following reason: NOT RECEIVED
- Sample 0902_QC305_240527 was not received due to the following reason: NOT RECEIVED
- Sample 0902_QC306_240528 was not received due to the following reason: NOT RECEIVED
- Sample 0902_QC108_240528 was not received due to the following reason: NOT RECEIVED
- Please direct any queries you have regarding this work order to the above ALS laboratory contact.
- Analytical work for this work order will be conducted at ALS Sydney.
- Sample Disposal - Aqueous (3 weeks), Solid (2 months ± 1 week) from receipt of samples.
- Please be aware that APHA/NEPM recommends water and soil samples be chilled to less than or equal to 6°C for chemical analysis, and less than or equal to 10°C but unfrozen for Microbiological analysis. Where samples are received above this temperature, it should be taken into consideration when interpreting results. Refer to ALS EnviroMail 85 for ALS recommendations of the best practice for chilling samples after sampling and for maintaining a cool temperature during transit.

Sample Container(s)/Preservation Non-Compliances

All comparisons are made against pretreatment/preservation AS, APHA, USEPA standards.

- **No sample container / preservation non-compliance exists.**

Summary of Sample(s) and Requested Analysis

Some items described below may be part of a laboratory process necessary for the execution of client requested tasks. Packages may contain additional analyses, such as the determination of moisture content and preparation tasks, that are included in the package.
If no sampling time is provided, the sampling time will default 00:00 on the date of sampling. If no sampling date is provided, the sampling date will be assumed by the laboratory and displayed in brackets without a time component

Matrix: **WATER**

Laboratory sample ID	Sampling date / time	Sample ID	WATER - EP231X PFAS - Full Suite (31 analytes)
ES2417952-001	21-May-2024 10:21	0902_MW007_240521	✓
ES2417952-002	21-May-2024 08:54	0902_MW008_240521	✓
ES2417952-003	21-May-2024 09:03	0902_MW009_240521	✓
ES2417952-004	21-May-2024 09:14	0902_MW010_240521	✓
ES2417952-005	22-May-2024 09:05	0902_MW020_240522	✓
ES2417952-006	22-May-2024 08:48	0902_MW021_240522	✓
ES2417952-007	22-May-2024 09:45	0902_MW022_240522	✓
ES2417952-008	22-May-2024 09:25	0902_MW023_240522	✓
ES2417952-009	21-May-2024 12:26	0902_MW024_240520	✓
ES2417952-010	20-May-2024 13:17	0902_MW025_240520	✓
ES2417952-011	20-May-2024 15:16	0902_MW026_240520	✓
ES2417952-012	21-May-2024 12:01	0902_MW028_240521	✓
ES2417952-013	24-May-2024 08:19	0902_MW030_240524	✓
ES2417952-014	22-May-2024 13:00	0902_MW032_240522	✓
ES2417952-015	22-May-2024 12:50	0902_MW033_240522	✓
ES2417952-016	22-May-2024 12:34	0902_MW034_240522	✓
ES2417952-017	23-May-2024 08:25	0902_MW036_240523	✓
ES2417952-018	21-May-2024 08:39	0902_MW040_240521	✓
ES2417952-019	21-May-2024 13:56	0902_MW041_240521	✓
ES2417952-020	21-May-2024 09:43	0902_MW042_240521	✓
ES2417952-021	21-May-2024 09:57	0902_MW043_240521	✓
ES2417952-022	20-May-2024 13:44	0902_MW045_240520	✓
ES2417952-023	20-May-2024 13:36	0902_MW046_240520	✓
ES2417952-024	21-May-2024 10:52	0902_MW047_240521	✓
ES2417952-025	21-May-2024 10:42	0902_MW048_240521	✓
ES2417952-026	21-May-2024 11:21	0902_MW050_240521	✓
ES2417952-027	21-May-2024 11:13	0902_MW051_240521	✓
ES2417952-028	21-May-2024 11:02	0902_MW052_240521	✓
ES2417952-029	24-May-2024 08:29	0902_MW053_240524	✓
ES2417952-030	24-May-2024 09:36	0902_MW054_240524	✓
ES2417952-031	24-May-2024 08:43	0902_MW056_240524	✓
ES2417952-033	24-May-2024 09:02	0902_MW059_240524	✓
ES2417952-034	20-May-2024 09:56	0902_MW060_240520	✓
ES2417952-035	21-May-2024 14:32	0902_MW061_240521	✓
ES2417952-036	20-May-2024 11:50	0902_MW062_240520	✓

			WATER - EP231X PFAS - Full Suite (31 analytes)
ES2417952-037	20-May-2024 11:36	0902_MW063_240520	✓
ES2417952-038	21-May-2024 14:48	0902_MW064_240521	✓
ES2417952-039	20-May-2024 14:38	0902_MW065_240520	✓
ES2417952-040	20-May-2024 14:17	0902_MW066_240520	✓
ES2417952-041	20-May-2024 12:16	0902_MW067_240520	✓
ES2417952-042	20-May-2024 11:19	0902_MW068_240520	✓
ES2417952-043	20-May-2024 12:04	0902_MW069_240520	✓
ES2417952-044	20-May-2024 10:56	0902_MW070_240520	✓
ES2417952-045	20-May-2024 10:57	0902_MW071_240520	✓
ES2417952-046	22-May-2024 13:57	0902_MW072_240522	✓
ES2417952-047	23-May-2024 09:12	0902_MW073_240523	✓
ES2417952-048	22-May-2024 13:46	0902_MW074_240522	✓
ES2417952-049	23-May-2024 10:34	0902_MW075_240523	✓
ES2417952-050	23-May-2024 10:06	0902_MW076_240523	✓
ES2417952-051	23-May-2024 10:15	0902_MW077_240523	✓
ES2417952-052	23-May-2024 10:57	0902_MW078_240523	✓
ES2417952-053	23-May-2024 11:16	0902_MW079_240523	✓
ES2417952-054	23-May-2024 13:07	0902_MW081_240523	✓
ES2417952-055	23-May-2024 11:30	0902_MW106_240523	✓
ES2417952-056	24-May-2024 09:25	0902_MW107D_240524	✓
ES2417952-057	24-May-2024 09:16	0902_MW107I_240524	✓
ES2417952-058	24-May-2024 08:05	0902_MW108_240524	✓
ES2417952-059	22-May-2024 09:55	0902_MW109_240522	✓
ES2417952-060	22-May-2024 08:57	0902_MW110_240522	✓
ES2417952-063	20-May-2024 11:21	0902_QC100_240520	✓
ES2417952-064	20-May-2024 11:37	0902_QC101_240520	✓
ES2417952-065	20-May-2024 14:18	0902_QC102_240520	✓
ES2417952-066	23-May-2024 11:36	0902_QC105_240523	✓
ES2417952-067	20-May-2024 17:30	0902_QC300_240520	✓
ES2417952-068	21-May-2024 17:15	0902_QC301_240521	✓
ES2417952-069	22-May-2024 17:06	0902_QC302_240522	✓
ES2417952-070	23-May-2024 17:19	0902_QC303_240523	✓
ES2417952-071	24-May-2024 13:30	0902_QC304_240524	✓

Proactive Holding Time Report

Sample(s) have been received within the recommended holding times for the requested analysis.

Requested Deliverables

ACCOUNTS PAYABLE

- A4 - AU Tax Invoice (INV) Email [redacted]

DERP ESDAT REPORTS

- EDI Format - ESDAT (ESDAT) Email [redacted]

[redacted]

- *AU Certificate of Analysis - NATA (COA) Email [redacted]
- *AU Interpretive QC Report - DEFAULT (Anon QCI Rep) (QCI) Email [redacted]
- *AU QC Report - DEFAULT (Anon QC Rep) - NATA (QC) Email [redacted]
- A4 - AU Sample Receipt Notification - Environmental HT (SRN) Email [redacted]
- A4 - AU Tax Invoice (INV) Email [redacted]
- Chain of Custody (CoC) (COC) Email [redacted]
- EDI Format - ESDAT (ESDAT) Email [redacted]

[redacted]

- *AU Certificate of Analysis - NATA (COA) Email [redacted]
- *AU Interpretive QC Report - DEFAULT (Anon QCI Rep) (QCI) Email [redacted]
- *AU QC Report - DEFAULT (Anon QC Rep) - NATA (QC) Email [redacted]
- A4 - AU Sample Receipt Notification - Environmental HT (SRN) Email [redacted]
- Chain of Custody (CoC) (COC) Email [redacted]
- EDI Format - EQUIS V5 AECOM (EQUIS_V5_AECOM) Email [redacted]
- EDI Format - ESDAT (ESDAT) Email [redacted]

CHAIN OF CUSTODY

ALS COC#: 67883 ALS Laboratory: ES Sydney Environmental

RELINQUISHED BY:	RECEIVED BY:	RELINQUISHED BY:	RECEIVED BY:
DATE TIME:	DATE TIME:	DATE TIME:	[redacted] DATE TIME: 31/5/24 1840

CLIENT: AECOMAU - AECOM Australia Pty Ltd

PROJECT: NSW_0902_PFASOMP_24

SITE: 0902 - GW

ORDER NO:

PROJECT MANAGER: [redacted]

PRIMARY SAMPLER: [redacted]

EMAIL REPORTS TO:

EMAIL INVOICES TO:

TURNAROUND REQUIREMENTS : 5 Days

Biohazard info:

CONTACT PH: SAMPLER MOBILE:

QUOTE NO: SY/139/19 v4 60612562_5.1 / ES2021AECOMAU0027

LABORATORY USE ONLY (Circle)

Custody Seal intact?	Yes	No	N/A
Free ice / frozen ice bricks present upon receipt?	Yes	No	N/A
Random Sample Temperature on Receipt:		C	
Other comments:			

SAMPLE DETAILS							ANALYSIS REQUIRED		
SAMPLE	NAME	DESCRIPTION	DATE / TIME	MATRIX	TOTAL BOTTLES	ON HOLD	PFAS Waters - New Analysis WATER	ALTERNATIVE ANALYSIS	ADDITIONAL INFORMATION
001	0902_MW007_240521		21/05/2024 10:21 AM	WATER	ALS: 4 Non ALS: 0	No	X		
002	0902_MW008_240521		21/05/2024 08:54 AM	WATER	ALS: 3 Non ALS: 0	No	X		
003	0902_MW009_240521		21/05/2024 09:03 AM	WATER	ALS: 4 Non ALS: 0	No	X		
004	0902_MW010_240521		21/05/2024 09:14 AM	WATER	ALS: 4 Non ALS: 0	No	X		
005	0902_MW020_240522		22/05/2024 09:05 AM	WATER	ALS: 4 Non ALS: 0	No	X		
006	0902_MW021_240522		22/05/2024 08:48 AM	WATER	ALS: 4 Non ALS: 0	No	X		
007	0902_MW022_240522		22/05/2024 09:45 AM	WATER	ALS: 4 Non ALS: 0	No	X		

Environmental Division Sydney

Work Order Reference

ES2417952

[redacted]

CHAIN OF CUSTODY

ALS COC#: 67883 ALS Laboratory: ES Sydney Environmental

RELINQUISHED BY:	RECEIVED BY:	RELINQUISHED BY:	RECEIVED BY:
DATE TIME:	DATE TIME:	DATE TIME:	DATE TIME:

CLIENT: AECOMAU - AECOM Australia Pty Ltd

PROJECT: NSW_0902_PFASOMP_24

SITE: 0902 - GW

ORDER NO:

PROJECT MANAGER: [redacted]

PRIMARY SAMPLER: [redacted]

EMAIL REPORTS TO:

EMAIL INVOICES TO:

TURNAROUND REQUIREMENTS : 5 Days

Biohazard info:

CONTACT PH: SAMPLER MOBILE:

QUOTE NO: SY/139/19 v4 60612562_5.1 / ES2021AECOMAU0027

LABORATORY USE ONLY (Circle)

Custody Seal intact?	Yes	No	N/A
Free ice / frozen ice bricks present upon receipt?	Yes	No	N/A
Random Sample Temperature on Receipt:		C	
Other comments:			

SAMPLE DETAILS							ANALYSIS REQUIRED		
SAMPLE	NAME	DESCRIPTION	DATE / TIME	MATRIX	TOTAL BOTTLES	ON HOLD	PFAS Waters - New Analysis WATER	ALTERNATIVE ANALYSIS	ADDITIONAL INFORMATION
008	0902_MW023_240522		22/05/2024 09:25 AM	WATER	ALS: 4 Non ALS: 0	No	X		
009	0902_MW024_240520		21/05/2024 12:26 PM	WATER	ALS: 4 Non ALS: 0	No	X		
010	0902_MW025_240520		20/05/2024 01:17 PM	WATER	ALS: 4 Non ALS: 0	No	X		
011	0902_MW026_240520		20/05/2024 03:16 PM	WATER	ALS: 4 Non ALS: 0	No	X		
012	0902_MW028_240521		21/05/2024 12:01 PM	WATER	ALS: 4 Non ALS: 0	No	X		
013	0902_MW030_240524		24/05/2024 08:04 AM	WATER	ALS: 4 Non ALS: 0	No	X		
014	0902_MW032_240522		22/05/2024 01:00 PM	WATER	ALS: 4 Non ALS: 0	No	X		

CHAIN OF CUSTODY

(ALS) COC#: 67883 *ALS Laboratory:* ES Sydney Environmental

RELINQUISHED BY:	RECEIVED BY:	RELINQUISHED BY:	RECEIVED BY:
DATE TIME:	DATE TIME:	DATE TIME:	DATE TIME:

CLIENT: AECOMAU - AECOM Australia Pty Ltd

PROJECT: NSW_0902_PFASOMP_24

SITE: 0902 - GW

ORDER NO:

PROJECT MANAGER: [redacted]

PRIMARY SAMPLER: [redacted]

EMAIL REPORTS TO:

EMAIL INVOICES TO:

TURNAROUND REQUIREMENTS : 5 Days

Biohazard info:

CONTACT PH: SAMPLER MOBILE:

QUOTE NO: SY/139/19 v4 60612562_5.1 / ES2021AECOMAU0027

LABORATORY USE ONLY (Circle)

Custody Seal intact?	Yes	No	N/A
Free ice / frozen ice bricks present upon receipt?	Yes	No	N/A
Random Sample Temperature on Receipt:		C	

Other comments:

SAMPLE DETAILS							ANALYSIS REQUIRED		
SAMPLE	NAME	DESCRIPTION	DATE / TIME	MATRIX	TOTAL BOTTLES	ON HOLD	PFAS Waters - New Analysis WATER	ALTERNATIVE ANALYSIS	ADDITIONAL INFORMATION
015	0902_MW033_240522		22/05/2024 09:44 AM	WATER	ALS: 4 Non ALS: 0	No	X		
016	0902_MW034_240522		22/05/2024 12:34 PM	WATER	ALS: 4 Non ALS: 0	No	X		
017	0902_MW036_240523		23/05/2024 08:25 AM	WATER	ALS: 4 Non ALS: 0	No	X		
018	0902_MW040_240521		21/05/2024 08:39 AM	WATER	ALS: 4 Non ALS: 0	No	X		
019	0902_MW041_240521		21/05/2024 01:56 PM	WATER	ALS: 4 Non ALS: 0	No	X		
020	0902_MW042_240521		21/05/2024 09:43 AM	WATER	ALS: 4 Non ALS: 0	No	X		
021	0902_MW043_240521		21/05/2024 09:57 AM	WATER	ALS: 4 Non ALS: 0	No	X		

CHAIN OF CUSTODY

ALS COC#: 67883 *ALS Laboratory:* ES Sydney Environmental

RELINQUISHED BY:	RECEIVED BY:	RELINQUISHED BY:	RECEIVED BY:
DATE TIME:	DATE TIME:	DATE TIME:	DATE TIME:

CLIENT: AECOMAU - AECOM Australia Pty Ltd

PROJECT: NSW_0902_PFASOMP_24

SITE: 0902 - GW

ORDER NO:

PROJECT MANAGER: [redacted]

PRIMARY SAMPLER: [redacted]

EMAIL REPORTS TO

EMAIL INVOICES TO:

TURNAROUND REQUIREMENTS : 5 Days

Biohazard info:

CONTACT PH: SAMPLER MOBILE:

QUOTE NO: SY/139/19 v4 60612562_5.1 / ES2021AECOMAU0027

LABORATORY USE ONLY (Circle)

Custody Seal intact? Yes No N/A

Free ice / frozen ice bricks present upon receipt? Yes No N/A

Random Sample Temperature on Receipt: °C

Other comments:

SAMPLE DETAILS							ANALYSIS REQUIRED		
SAMPLE	NAME	DESCRIPTION	DATE / TIME	MATRIX	TOTAL BOTTLES	ON HOLD	PFAS Waters - New Analysis WATER	ALTERNATIVE ANALYSIS	ADDITIONAL INFORMATION
022	0902_MW045_240520		20/05/2024 01:44 PM	WATER	ALS: 4 Non ALS: 0	No	X		
023	0902_MW046_240520		20/05/2024 01:36 PM	WATER	ALS: 4 Non ALS: 0	No	X		
024	0902_MW047_240521		21/05/2024 10:52 AM	WATER	ALS: 4 Non ALS: 0	No	X		
025	0902_MW048_240521		21/05/2024 10:42 AM	WATER	ALS: 4 Non ALS: 0	No	X		
026	0902_MW050_240521		21/05/2024 11:21 AM	WATER	ALS: 4 Non ALS: 0	No	X		
027	0902_MW051_240521		21/05/2024 11:13 AM	WATER	ALS: 4 Non ALS: 0	No	X		
028	0902_MW052_240521		21/05/2024 11:02 AM	WATER	ALS: 4 Non ALS: 0	No	X		

CHAIN OF CUSTODY

ALS COC#: 67883 ALS Laboratory: ES Sydney Environmental

RELINQUISHED BY:	RECEIVED BY:	RELINQUISHED BY:	RECEIVED BY:
DATE TIME:	DATE TIME:	DATE TIME:	DATE TIME:

CLIENT: AECOMAU - AECOM Australia Pty Ltd

PROJECT: NSW_0902_PFASOMP_24

SITE: 0902 - GW

ORDER NO:

PROJECT MANAGER: [redacted]

PRIMARY SAMPLER: [redacted]

EMAIL REPORTS TO:

EMAIL INVOICES TO:

TURNAROUND REQUIREMENTS : 5 Days

Biohazard info:

CONTACT PH: SAMPLER MOBILE:

QUOTE NO: SY/139/19 v4 60612562_5.1 / ES2021AECOMAU0027

LABORATORY USE ONLY (Circle)

Custody Seal intact? Yes No N/A

Free ice / frozen ice bricks present upon receipt? Yes No N/A

Random Sample Temperature on Receipt: °C

Other comments:

SAMPLE DETAILS							ANALYSIS REQUIRED		
SAMPLE	NAME	DESCRIPTION	DATE / TIME	MATRIX	TOTAL BOTTLES	ON HOLD	PFAS Waters - New Analysis WATER	ALTERNATIVE ANALYSIS	ADDITIONAL INFORMATION
029	0902_MW053_240524		24/05/2024 08:29 AM	WATER	ALS: 4 Non ALS: 0	No	X		
030	0902_MW054_240524		24/05/2024 09:36 AM	WATER	ALS: 3 Non ALS: 0	No	X		
031	0902_MW056_240524		24/05/2024 08:43 AM	WATER	ALS: 4 Non ALS: 0	No	X		
032	0902_MW057_240524		31/05/2024 01:22 PM	WATER	ALS: 0 Non ALS: 0	No	X		See paper COC
033	0902_MW059_240524		24/05/2024 09:02 AM	WATER	ALS: 4 Non ALS: 0	No	X		
034	0902_MW060_240520		20/05/2024 09:56 AM	WATER	ALS: 4 Non ALS: 0	No	X		
035	0902_MW061_240521		21/05/2024 02:32 PM	WATER	ALS: 4 Non ALS: 0	No	X		

CHAIN OF CUSTODY

ALS COC#: 67883 ALS Laboratory: ES Sydney Environmental

RELINQUISHED BY:	RECEIVED BY:	RELINQUISHED BY:	RECEIVED BY:
DATE TIME:	DATE TIME:	DATE TIME:	DATE TIME:

CLIENT: AECOMAU - AECOM Australia Pty Ltd

PROJECT: NSW_0902_PFASOMP_24

SITE: 0902 - GW

ORDER NO:

PROJECT MANAGER: [redacted]

PRIMARY SAMPLER: [redacted]

EMAIL REPORTS TO:

EMAIL INVOICES TO:

TURNAROUND REQUIREMENTS : 5 Days

Biohazard info:

CONTACT PH: SAMPLER MOBILE:

QUOTE NO: SY/139/19 v4 60612562_5.1 / ES2021AECOMAU0027

LABORATORY USE ONLY (Circle)

Custody Seal intact?	Yes	No	N/A
Free ice / frozen ice bricks present upon receipt?	Yes	No	N/A
Random Sample Temperature on Receipt:		C	
Other comments:			

SAMPLE DETAILS							ANALYSIS REQUIRED		
SAMPLE	NAME	DESCRIPTION	DATE / TIME	MATRIX	TOTAL BOTTLES	ON HOLD	PFAS Waters - New Analysis WATER	ALTERNATIVE ANALYSIS	ADDITIONAL INFORMATION
036	0902_MW062_240520		20/05/2024 11:50 AM	WATER	ALS: 4 Non ALS: 0	No	X		
037	0902_MW063_240520		20/05/2024 11:36 AM	WATER	ALS: 4 Non ALS: 0	No	X		
038	0902_MW064_240522		22/05/2024 02:46 PM	WATER	ALS: 4 Non ALS: 0	No	X		
039	0902_MW065_240520		20/05/2024 02:38 PM	WATER	ALS: 4 Non ALS: 0	No	X		
040	0902_MW066_240520		20/05/2024 02:17 PM	WATER	ALS: 4 Non ALS: 0	No	X		
041	0902_MW067_240520		20/05/2024 12:16 PM	WATER	ALS: 4 Non ALS: 0	No	X		
042	0902_MW068_240520		20/05/2024 11:19 AM	WATER	ALS: 4 Non ALS: 0	No	X		

CHAIN OF CUSTODY

ALS COC#: 67883 ALS Laboratory: ES Sydney Environmental

RELINQUISHED BY:	RECEIVED BY:	RELINQUISHED BY:	RECEIVED BY:
DATE TIME:	DATE TIME:	DATE TIME:	DATE TIME:

CLIENT: AECOMAU - AECOM Australia Pty Ltd

PROJECT: NSW_0902_PFASOMP_24

SITE: 0902 - GW

ORDER NO:

PROJECT MANAGER: [redacted]

PRIMARY SAMPLER: [redacted]

EMAIL REPORTS TO:

EMAIL INVOICES TO:

TURNAROUND REQUIREMENTS: 5 Days

Biohazard info:

CONTACT PH: SAMPLER MOBILE:

QUOTE NO: SY/139/19 v4 60612562_5.1 / ES2021AECOMAU0027

LABORATORY USE ONLY (Circle)

Custody Seal intact? Yes No N/A

Free ice / frozen ice bricks present upon receipt? Yes No N/A

Random Sample Temperature on Receipt: °C

Other comments:

SAMPLE DETAILS							ANALYSIS REQUIRED		
SAMPLE	NAME	DESCRIPTION	DATE / TIME	MATRIX	TOTAL BOTTLES	ON HOLD	PFAS Waters - New Analysis WATER	ALTERNATIVE ANALYSIS	ADDITIONAL INFORMATION
043	0902_MW069_240520		20/05/2024 12:04 PM	WATER	ALS: 4 Non ALS: 0	No	X		
044	0902_MW070_240520		20/05/2024 10:56 AM	WATER	ALS: 4 Non ALS: 0	No	X		
045	0902_MW071_240520		20/05/2024 10:57 AM	WATER	ALS: 4 Non ALS: 0	No	X		
046	0902_MW072_240522		22/05/2024 01:57 PM	WATER	ALS: 4 Non ALS: 0	No	X		
047	0902_MW073_240523		23/05/2024 09:12 AM	WATER	ALS: 4 Non ALS: 0	No	X		
048	0902_MW074_240522		22/05/2024 06:23 PM	WATER	ALS: 4 Non ALS: 0	No	X		
049	0902_MW075_240523		23/05/2024 10:34 AM	WATER	ALS: 4 Non ALS: 0	No	X		

CHAIN OF CUSTODY

ALS COC#: 67883 ALS Laboratory: ES Sydney Environmental

RELINQUISHED BY:	RECEIVED BY:	RELINQUISHED BY:	RECEIVED BY:
DATE TIME:	DATE TIME:	DATE TIME:	DATE TIME:

CLIENT: AECOMAU - AECOM Australia Pty Ltd

PROJECT: NSW_0902_PFASOMP_24

SITE: 0902 - GW

ORDER NO:

PROJECT MANAGER: [redacted]

PRIMARY SAMPLER: [redacted]

EMAIL REPORTS TO:

EMAIL INVOICES TO:

TURNAROUND REQUIREMENTS : 5 Days

Biohazard info:

CONTACT PH: SAMPLER MOBILE:

QUOTE NO: SY/139/19 v4 60612562_5.1 / ES2021AECOMAU0027

LABORATORY USE ONLY (Circle)

Custody Seal intact? Yes No N/A

Free ice / frozen ice bricks present upon receipt? Yes No N/A

Random Sample Temperature on Receipt: C

Other comments:

SAMPLE DETAILS							ANALYSIS REQUIRED		
SAMPLE	NAME	DESCRIPTION	DATE / TIME	MATRIX	TOTAL BOTTLES	ON HOLD	PFAS Waters - New Analysis WATER	ALTERNATIVE ANALYSIS	ADDITIONAL INFORMATION
050	0902_MW076_240523		23/05/2024 10:06 AM	WATER	ALS: 4 Non ALS: 0	No	X		
051	0902_MW077_240523		23/05/2024 10:15 AM	WATER	ALS: 4 Non ALS: 0	No	X		
052	0902_MW078_240523		23/05/2024 10:57 AM	WATER	ALS: 4 Non ALS: 0	No	X		
053	0902_MW079_240523		23/05/2024 11:16 AM	WATER	ALS: 4 Non ALS: 0	No	X		
054	0902_MW081_240523		23/05/2024 01:07 PM	WATER	ALS: 4 Non ALS: 0	No	X		
055	0902_MW106_240523		23/05/2024 11:30 AM	WATER	ALS: 4 Non ALS: 0	No	X		
056	0902_MW107D_240524		24/05/2024 09:25 AM	WATER	ALS: 4 Non ALS: 0	No	X		

CHAIN OF CUSTODY

(ALS) COC#: 67883 *ALS Laboratory:* ES Sydney Environmental

RELINQUISHED BY:	RECEIVED BY:	RELINQUISHED BY:	RECEIVED BY:
DATE TIME:	DATE TIME:	DATE TIME:	DATE TIME:

CLIENT: AECOMAU - AECOM Australia Pty Ltd

PROJECT: NSW_0902_PFASOMP_24

SITE: 0902 - GW

ORDER NO:

PROJECT MANAGER: [redacted]

PRIMARY SAMPLER: [redacted]

EMAIL REPORTS TO:

EMAIL INVOICES TO:

TURNAROUND REQUIREMENTS: 5 Days

Biohazard info:

CONTACT PH: SAMPLER MOBILE:

QUOTE NO: SY/139/19 v4 60612562_5.1 / ES2021AECOMAU0027

LABORATORY USE ONLY (Circle)

Custody Seal intact?	Yes	No	N/A
Free ice / frozen ice bricks present upon receipt?	Yes	No	N/A
Random Sample Temperature on Receipt:		°C	

Other comments:

SAMPLE DETAILS							ANALYSIS REQUIRED		
SAMPLE	NAME	DESCRIPTION	DATE / TIME	MATRIX	TOTAL BOTTLES	ON HOLD	PFAS Waters - New Analysis WATER	ALTERNATIVE ANALYSIS	ADDITIONAL INFORMATION
057	0902_MW107I_240524		24/05/2024 09:16 AM	WATER	ALS: 4 Non ALS: 0	No	X		
058	0902_MW108_240523		24/05/2024 08:05 AM	WATER	ALS: 4 Non ALS: 0	No	X		
059	0902_MW109_240522		22/05/2024 09:55 AM	WATER	ALS: 4 Non ALS: 0	No	X		
060	0902_MW110_240522		22/05/2024 08:57 AM	WATER	ALS: 4 Non ALS: 0	No	X		
061	0902_MW143_240528		28/05/2024 11:10 AM	WATER	ALS: 0 Non ALS: 0	No	X		Unable to be scanned, but submitted.
062	0902_MW144_240528		28/05/2024 12:10 PM	WATER	ALS: 0 Non ALS: 0	No	X		Unable to be scanned, but submitted.
063	0902_QC100_240520		20/05/2024 11:21 AM	WATER	ALS: 4 Non ALS: 0	No	X		

CHAIN OF CUSTODY

ALS COC#: 67883 ALS Laboratory: ES Sydney Environmental

RELINQUISHED BY:	RECEIVED BY:	RELINQUISHED BY:	RECEIVED BY:
DATE TIME:	DATE TIME:	DATE TIME:	DATE TIME:

CLIENT: AECOMAU - AECOM Australia Pty Ltd

PROJECT: NSW_0902_PFASOMP_24

SITE: 0902 - GW

ORDER NO:

PROJECT MANAGER: [redacted]

PRIMARY SAMPLER: [redacted]

EMAIL REPORTS TO:

EMAIL INVOICES TO:

TURNAROUND REQUIREMENTS : 5 Days

Biohazard info:

CONTACT PH: SAMPLER MOBILE:

QUOTE NO: SY/139/19 v4 60612562_5.1 / ES2021AECOMAU0027

LABORATORY USE ONLY (Circle)

Custody Seal intact? Yes No N/A

Free ice / frozen ice bricks present upon receipt? Yes No N/A

Random Sample Temperature on Receipt: °C

Other comments:

SAMPLE DETAILS							ANALYSIS REQUIRED		
SAMPLE	NAME	DESCRIPTION	DATE / TIME	MATRIX	TOTAL BOTTLES	ON HOLD	PFAS Waters - New Analysis WATER	ALTERNATIVE ANALYSIS	ADDITIONAL INFORMATION
064	0902_QC101_240520		20/05/2024 11:37 AM	WATER	ALS: 4 Non ALS: 0	No	X		
065	0902_QC102_240520		20/05/2024 02:18 PM	WATER	ALS: 4 Non ALS: 0	No	X		
066	0902_QC105_240523		23/05/2024 11:36 AM	WATER	ALS: 4 Non ALS: 0	No	X		
067	0902_QC300_240520		20/05/2024 05:30 PM	WATER	ALS: 4 Non ALS: 0	No	X		
068	0902_QC301_240521		21/05/2024 05:15 PM	WATER	ALS: 4 Non ALS: 0	No	X		
069	0902_QC302_240522		22/05/2024 05:06 PM	WATER	ALS: 4 Non ALS: 0	No	X		
070	0902_QC303_240523		23/05/2024 05:19 PM	WATER	ALS: 4 Non ALS: 0	No	X		

CHAIN OF CUSTODY

ALS COC#: 67883 ALS Laboratory: ES Sydney Environmental

RELINQUISHED BY:	RECEIVED BY:	RELINQUISHED BY:	RECEIVED BY:
DATE TIME:	DATE TIME:	DATE TIME:	DATE TIME:

CLIENT: AECOMAU - AECOM Australia Pty Ltd

PROJECT: NSW_0902_PFASOMP_24

SITE: 0902 - GW

ORDER NO:

PROJECT MANAGER: [redacted]

PRIMARY SAMPLER: [redacted]

EMAIL REPORTS TO:

EMAIL INVOICES TO:

TURNAROUND REQUIREMENTS : 5 Days

Biohazard info:

CONTACT PH: SAMPLER MOBILE:

QUOTE NO: SY/139/19 v4 60612562_5.1 / ES2021AECOMAU0027

LABORATORY USE ONLY (Circle)

Custody Seal intact? Yes No N/A

Free ice / frozen ice bricks present upon receipt? Yes No N/A

Random Sample Temperature on Receipt: °C

Other comments:

SAMPLE DETAILS							ANALYSIS REQUIRED		
SAMPLE	NAME	DESCRIPTION	DATE / TIME	MATRIX	TOTAL BOTTLES	ON HOLD	PFAS Waters - New Analysis WATER	ALTERNATIVE ANALYSIS	ADDITIONAL INFORMATION
071	0902_QC304_240524		24/05/2024 01:30 PM	WATER	ALS: 4 Non ALS: 0	No	X		
072	0902_QC109_240528		28/05/2024 12:10 PM	WATER	ALS: 0 Non ALS: 0	No	X		Unable to be scanned, but submitted.
073	0902_QC305_240527		27/05/2024 05:18 PM	WATER	ALS: 0 Non ALS: 0	No	X		Unable to be scanned, but submitted.
074	0902_QC306_240528		28/05/2024 05:19 PM	WATER	ALS: 0 Non ALS: 0	No	X		Unable to be scanned, but submitted.
075	0902_QC108_240528			WATER	ALS: 0 Non ALS: 0	No	X		

CHAIN OF CUSTODY

ALS COC#: 67883 *ALS Laboratory:* ES Sydney Environmental

RELINQUISHED BY:	RECEIVED BY:	RELINQUISHED BY:	RECEIVED BY:
DATE TIME:	DATE TIME:	DATE TIME:	DATE TIME:

CLIENT: AECOMAU - AECOM Australia Pty Ltd

PROJECT: NSW_0902_PFASOMP_24

SITE: 0902 - GW

ORDER NO:

TURNAROUND REQUIREMENTS : 5 Days

Biohazard info:

LABORATORY USE ONLY (Circle)

Custody Seal intact? Yes No N/A

Free ice / frozen ice bricks present upon receipt? Yes No N/A

Random Sample Temperature on Receipt: °C

Other comments:

PROJECT MANAGER: [redacted]

PRIMARY SAMPLER: [redacted]

CONTACT PH: SAMPLER MOBILE:

QUOTE NO: SY/139/19 v4 60612562_5.1 / ES2021AECOMAU0027

EMAIL REPORTS TO:

EMAIL INVOICES TO:

SAMPLE	SAMPLE NAME	BOTTLE NAME	VOLUME	BARCODE	TYPE	FILTERED	REASON
001	0902_MW007_240521	HDPE (no PTFE)	20 mL	00351221029911	Grey	No	
001	0902_MW007_240521	HDPE (no PTFE)	20 mL	00351221029986	Grey	No	
001	0902_MW007_240521	HDPE (no PTFE)	20 mL	00351221030002	Grey	No	
001	0902_MW007_240521	HDPE (no PTFE)	20 mL	00351221030097	Grey	No	
002	0902_MW008_240521	HDPE (no PTFE)	20 mL	00351221029929	Grey	No	
002	0902_MW008_240521	HDPE (no PTFE)	20 mL	00351221029844	Grey	No	
002	0902_MW008_240521	HDPE (no PTFE)	20 mL	00351221029942	Grey	No	
003	0902_MW009_240521	HDPE (no PTFE)	20 mL	00351221029965	Grey	No	
003	0902_MW009_240521	HDPE (no PTFE)	20 mL	00351221030073	Grey	No	
003	0902_MW009_240521	HDPE (no PTFE)	20 mL	00351221030053	Grey	No	
003	0902_MW009_240521	HDPE (no PTFE)	20 mL	00351221030064	Grey	No	
004	0902_MW010_240521	HDPE (no PTFE)	20 mL	00351221029868	Grey	No	
004	0902_MW010_240521	HDPE (no PTFE)	20 mL	00351221029980	Grey	No	
004	0902_MW010_240521	HDPE (no PTFE)	20 mL	00351221029984	Grey	No	
004	0902_MW010_240521	HDPE (no PTFE)	20 mL	00351221029918	Grey	No	
005	0902_MW020_240522	HDPE (no PTFE)	20 mL	00351221030039	Grey	No	
005	0902_MW020_240522	HDPE (no PTFE)	20 mL	00351221029919	Grey	No	
005	0902_MW020_240522	HDPE (no PTFE)	20 mL	00351221029944	Grey	No	
005	0902_MW020_240522	HDPE (no PTFE)	20 mL	00351221030065	Grey	No	
006	0902_MW021_240522	HDPE (no PTFE)	20 mL	00351221029840	Grey	No	
006	0902_MW021_240522	HDPE (no PTFE)	20 mL	00351221029895	Grey	No	
006	0902_MW021_240522	HDPE (no PTFE)	20 mL	00351221029970	Grey	No	
006	0902_MW021_240522	HDPE (no PTFE)	20 mL	00351221029860	Grey	No	
007	0902_MW022_240522	HDPE (no PTFE)	20 mL	00351221029816	Grey	No	
007	0902_MW022_240522	HDPE (no PTFE)	20 mL	00351221030111	Grey	No	
007	0902_MW022_240522	HDPE (no PTFE)	20 mL	00351221030026	Grey	No	

CHAIN OF CUSTODY

ALS COC#: 67883 ALS Laboratory: ES Sydney Environmental

RELINQUISHED BY:	RECEIVED BY:	RELINQUISHED BY:	RECEIVED BY:
DATE TIME:	DATE TIME:	DATE TIME:	DATE TIME:

CLIENT: AECOMAU - AECOM Australia Pty Ltd

PROJECT: NSW_0902_PFASOMP_24

SITE: 0902 - GW

ORDER NO:

PROJECT MANAGER: [redacted]

PRIMARY SAMPLER: [redacted]

EMAIL REPORTS TO:

EMAIL INVOICES TO:

TURNAROUND REQUIREMENTS : 5 Days

Biohazard info:

CONTACT PH: SAMPLER MOBILE:

QUOTE NO: SY/139/19 v4 60612562_5.1 / ES2021AECOMAU0027

LABORATORY USE ONLY (Circle)

Custody Seal intact? Yes No N/A

Free ice / frozen ice bricks present upon receipt? Yes No N/A

Random Sample Temperature on Receipt: °C

Other comments:

007	0902_MW022_240522	HDPE (no PTFE)	20 mL	00351221029889	Grey	No	
008	0902_MW023_240522	HDPE (no PTFE)	20 mL	00351221029813	Grey	No	
008	0902_MW023_240522	HDPE (no PTFE)	20 mL	00351221029908	Grey	No	
008	0902_MW023_240522	HDPE (no PTFE)	20 mL	00351221030038	Grey	No	
008	0902_MW023_240522	HDPE (no PTFE)	20 mL	00351221030093	Grey	No	
009	0902_MW024_240520	HDPE (no PTFE)	20 mL	00351221029950	Grey	No	
009	0902_MW024_240520	HDPE (no PTFE)	20 mL	00351221029977	Grey	No	
009	0902_MW024_240520	HDPE (no PTFE)	20 mL	00351221029916	Grey	No	
009	0902_MW024_240520	HDPE (no PTFE)	20 mL	00351221030026	Grey	No	
010	0902_MW025_240520	HDPE (no PTFE)	20 mL	00351221029983	Grey	No	
010	0902_MW025_240520	HDPE (no PTFE)	20 mL	00351221030062	Grey	No	
010	0902_MW025_240520	HDPE (no PTFE)	20 mL	00351221030017	Grey	No	
010	0902_MW025_240520	HDPE (no PTFE)	20 mL	00351221029915	Grey	No	
011	0902_MW026_240520	HDPE (no PTFE)	20 mL	00351221029647	Grey	No	
011	0902_MW026_240520	HDPE (no PTFE)	20 mL	00351221029623	Grey	No	
011	0902_MW026_240520	HDPE (no PTFE)	20 mL	00351221029646	Grey	No	
011	0902_MW026_240520	HDPE (no PTFE)	20 mL	00351221029619	Grey	No	
012	0902_MW028_240521	HDPE (no PTFE)	20 mL	00351221029976	Grey	No	
012	0902_MW028_240521	HDPE (no PTFE)	20 mL	00351221029871	Grey	No	
012	0902_MW028_240521	HDPE (no PTFE)	20 mL	00351221030069	Grey	No	
012	0902_MW028_240521	HDPE (no PTFE)	20 mL	00351221030104	Grey	No	
013	0902_MW030_240524	HDPE (no PTFE)	20 mL	00351221029881	Grey	No	
013	0902_MW030_240524	HDPE (no PTFE)	20 mL	00351221029867	Grey	No	
013	0902_MW030_240524	HDPE (no PTFE)	20 mL	00351221030101	Grey	No	
013	0902_MW030_240524	HDPE (no PTFE)	20 mL	00351221030070	Grey	No	
014	0902_MW032_240522	HDPE (no PTFE)	20 mL	00351221030048	Grey	No	
014	0902_MW032_240522	HDPE (no PTFE)	20 mL	00351221030071	Grey	No	

CHAIN OF CUSTODY

ALS COC#: 67883 ALS Laboratory: ES Sydney Environmental

RELINQUISHED BY:	RECEIVED BY:	RELINQUISHED BY:	RECEIVED BY:
DATE TIME:	DATE TIME:	DATE TIME:	DATE TIME:

CLIENT: AECOMAU - AECOM Australia Pty Ltd

PROJECT: NSW_0902_PFASOMP_24

SITE: 0902 - GW

ORDER NO:

PROJECT MANAGER: [redacted]

PRIMARY SAMPLER: [redacted]

EMAIL REPORTS TO:

EMAIL INVOICES TO:

TURNAROUND REQUIREMENTS : 5 Days

Biohazard info:

CONTACT PH: SAMPLER MOBILE:

QUOTE NO: SY/139/19 v4 60612562_5.1 / ES2021AECOMAU0027

LABORATORY USE ONLY (Circle)

Custody Seal intact? Yes No N/A

Free ice / frozen ice bricks present upon receipt? Yes No N/A

Random Sample Temperature on Receipt: C

Other comments:

014	0902_MW032_240522	HDPE (no PTFE)	20 mL	00351221029858	Grey	No	
014	0902_MW032_240522	HDPE (no PTFE)	20 mL	00351221029993	Grey	No	
015	0902_MW033_240522	HDPE (no PTFE)	20 mL	00351221029957	Grey	No	
015	0902_MW033_240522	HDPE (no PTFE)	20 mL	00351221029835	Grey	No	
015	0902_MW033_240522	HDPE (no PTFE)	20 mL	00351221029982	Grey	No	
015	0902_MW033_240522	HDPE (no PTFE)	20 mL	00351221029966	Grey	No	
016	0902_MW034_240522	HDPE (no PTFE)	20 mL	00351221030107	Grey	No	
016	0902_MW034_240522	HDPE (no PTFE)	20 mL	00351221030068	Grey	No	
016	0902_MW034_240522	HDPE (no PTFE)	20 mL	00351221029692	Grey	No	
016	0902_MW034_240522	HDPE (no PTFE)	20 mL	00351221029604	Grey	No	
017	0902_MW036_240523	HDPE (no PTFE)	20 mL	00351221029643	Grey	No	
017	0902_MW036_240523	HDPE (no PTFE)	20 mL	00351221029732	Grey	No	
017	0902_MW036_240523	HDPE (no PTFE)	20 mL	00351221029994	Grey	No	
017	0902_MW036_240523	HDPE (no PTFE)	20 mL	00351221030094	Grey	No	
018	0902_MW040_240521	HDPE (no PTFE)	20 mL	00351221029955	Grey	No	
018	0902_MW040_240521	HDPE (no PTFE)	20 mL	00351221030037	Grey	No	
018	0902_MW040_240521	HDPE (no PTFE)	20 mL	00351221029945	Grey	No	
018	0902_MW040_240521	HDPE (no PTFE)	20 mL	00351221029909	Grey	No	
019	0902_MW041_240521	HDPE (no PTFE)	20 mL	00351221030013	Grey	No	
019	0902_MW041_240521	HDPE (no PTFE)	20 mL	00351221030105	Grey	No	
019	0902_MW041_240521	HDPE (no PTFE)	20 mL	00351221029861	Grey	No	
019	0902_MW041_240521	HDPE (no PTFE)	20 mL	00351221029842	Grey	No	
020	0902_MW042_240521	HDPE (no PTFE)	20 mL	00351221029852	Grey	No	
020	0902_MW042_240521	HDPE (no PTFE)	20 mL	00351221030092	Grey	No	
020	0902_MW042_240521	HDPE (no PTFE)	20 mL	00351221029956	Grey	No	
020	0902_MW042_240521	HDPE (no PTFE)	20 mL	00351221030087	Grey	No	
021	0902_MW043_240521	HDPE (no PTFE)	20 mL	00351221029879	Grey	No	

CHAIN OF CUSTODY

COC#: 67883 ALS Laboratory: ES Sydney Environmental

RELINQUISHED BY:	RECEIVED BY:	RELINQUISHED BY:	RECEIVED BY:
DATE TIME:	DATE TIME:	DATE TIME:	DATE TIME:

CLIENT: AECOMAU - AECOM Australia Pty Ltd

PROJECT: NSW_0902_PFASOMP_24

SITE: 0902 - GW

ORDER NO:

PROJECT MANAGER: [redacted]

PRIMARY SAMPLER: [redacted]

EMAIL REPORTS TO:

EMAIL INVOICES TO:

TURNAROUND REQUIREMENTS: 5 Days

Biohazard info:

CONTACT PH: SAMPLER MOBILE:

QUOTE NO: SY/139/19 v4 60612562_5.1 / ES2021AECOMAU0027

LABORATORY USE ONLY (Circle)

Custody Seal intact? Yes No N/A

Free ice / frozen ice bricks present upon receipt? Yes No N/A

Random Sample Temperature on Receipt: °C

Other comments:

021	0902_MW043_240521	HDPE (no PTFE)	20 mL	00351221029841	Grey	No	
021	0902_MW043_240521	HDPE (no PTFE)	20 mL	00351221030098	Grey	No	
021	0902_MW043_240521	HDPE (no PTFE)	20 mL	00351221029958	Grey	No	
022	0902_MW045_240520	HDPE (no PTFE)	20 mL	00351221030011	Grey	No	
022	0902_MW045_240520	HDPE (no PTFE)	20 mL	00351221029992	Grey	No	
022	0902_MW045_240520	HDPE (no PTFE)	20 mL	00351221030012	Grey	No	
022	0902_MW045_240520	HDPE (no PTFE)	20 mL	00351221029853	Grey	No	
023	0902_MW046_240520	HDPE (no PTFE)	20 mL	00351221029803	Grey	No	
023	0902_MW046_240520	HDPE (no PTFE)	20 mL	00351221029678	Grey	No	
023	0902_MW046_240520	HDPE (no PTFE)	20 mL	00351221030015	Grey	No	
023	0902_MW046_240520	HDPE (no PTFE)	20 mL	00351221029948	Grey	No	
024	0902_MW047_240521	HDPE (no PTFE)	20 mL	00351221029940	Grey	No	
024	0902_MW047_240521	HDPE (no PTFE)	20 mL	00351221029987	Grey	No	
024	0902_MW047_240521	HDPE (no PTFE)	20 mL	00351221029863	Grey	No	
024	0902_MW047_240521	HDPE (no PTFE)	20 mL	00351221029935	Grey	No	
025	0902_MW048_240521	HDPE (no PTFE)	20 mL	00351221029872	Grey	No	
025	0902_MW048_240521	HDPE (no PTFE)	20 mL	00351221030090	Grey	No	
025	0902_MW048_240521	HDPE (no PTFE)	20 mL	00351221030067	Grey	No	
025	0902_MW048_240521	HDPE (no PTFE)	20 mL	00351221030083	Grey	No	
026	0902_MW050_240521	HDPE (no PTFE)	20 mL	00351221030047	Grey	No	
026	0902_MW050_240521	HDPE (no PTFE)	20 mL	00351221029960	Grey	No	
026	0902_MW050_240521	HDPE (no PTFE)	20 mL	00351221029783	Grey	No	
026	0902_MW050_240521	HDPE (no PTFE)	20 mL	00351221029694	Grey	No	
027	0902_MW051_240521	HDPE (no PTFE)	20 mL	00351221029715	Grey	No	
027	0902_MW051_240521	HDPE (no PTFE)	20 mL	00351221028902	Grey	No	
027	0902_MW051_240521	HDPE (no PTFE)	20 mL	00351221029829	Grey	No	
027	0902_MW051_240521	HDPE (no PTFE)	20 mL	00351221029978	Grey	No	

CHAIN OF CUSTODY

ALS COC#: 67883 ALS Laboratory: ES Sydney Environmental

RELINQUISHED BY:	RECEIVED BY:	RELINQUISHED BY:	RECEIVED BY:
DATE TIME:	DATE TIME:	DATE TIME:	DATE TIME:

CLIENT: AECOMAU - AECOM Australia Pty Ltd

PROJECT: NSW_0902_PFASOMP_24

SITE: 0902 - GW

ORDER NO:

PROJECT MANAGER: [redacted]

PRIMARY SAMPLER: [redacted]

EMAIL REPORTS TO:

EMAIL INVOICES TO:

TURNAROUND REQUIREMENTS : 5 Days

Biohazard info:

CONTACT PH: SAMPLER MOBILE:

QUOTE NO: SY/139/19 v4 60612562_5.1 / ES2021AECOMAU0027

LABORATORY USE ONLY (Circle)

Custody Seal intact? Yes No N/A

Free ice / frozen ice bricks present upon receipt? Yes No N/A

Random Sample Temperature on Receipt: °C

Other comments:

028	0902_MW052_240521	HDPE (no PTFE)	20 mL	00351221029846	Grey	No	
028	0902_MW052_240521	HDPE (no PTFE)	20 mL	00351221030095	Grey	No	
028	0902_MW052_240521	HDPE (no PTFE)	20 mL	00351221030113	Grey	No	
028	0902_MW052_240521	HDPE (no PTFE)	20 mL	00351221029981	Grey	No	
029	0902_MW053_240524	HDPE (no PTFE)	20 mL	00351221029990	Grey	No	
029	0902_MW053_240524	HDPE (no PTFE)	20 mL	00351221029827	Grey	No	
029	0902_MW053_240524	HDPE (no PTFE)	20 mL	00351221030074	Grey	No	
029	0902_MW053_240524	HDPE (no PTFE)	20 mL	00351221030096	Grey	No	
030	0902_MW054_240524	HDPE (no PTFE)	20 mL	00351221029837	Grey	No	
030	0902_MW054_240524	HDPE (no PTFE)	20 mL	00351221029922	Grey	No	
030	0902_MW054_240524	HDPE (no PTFE)	20 mL	00351221029914	Grey	No	
031	0902_MW056_240524	HDPE (no PTFE)	20 mL	00351221029904	Grey	No	
031	0902_MW056_240524	HDPE (no PTFE)	20 mL	00351221029843	Grey	No	
031	0902_MW056_240524	HDPE (no PTFE)	20 mL	00351221030072	Grey	No	
031	0902_MW056_240524	HDPE (no PTFE)	20 mL	00351221029891	Grey	No	
033	0902_MW059_240524	HDPE (no PTFE)	20 mL	00351221029878	Grey	No	
033	0902_MW059_240524	HDPE (no PTFE)	20 mL	00351221030003	Grey	No	
033	0902_MW059_240524	HDPE (no PTFE)	20 mL	00351221030060	Grey	No	
033	0902_MW059_240524	HDPE (no PTFE)	20 mL	00351221030018	Grey	No	
034	0902_MW060_240520	HDPE (no PTFE)	20 mL	00351221029961	Grey	No	
034	0902_MW060_240520	HDPE (no PTFE)	20 mL	00351221029928	Grey	No	
034	0902_MW060_240520	HDPE (no PTFE)	20 mL	00351221029995	Grey	No	
034	0902_MW060_240520	HDPE (no PTFE)	20 mL	00351221029832	Grey	No	
035	0902_MW061_240521	HDPE (no PTFE)	20 mL	00351221029638	Grey	No	
035	0902_MW061_240521	HDPE (no PTFE)	20 mL	00351221030058	Grey	No	
035	0902_MW061_240521	HDPE (no PTFE)	20 mL	00351221029782	Grey	No	
035	0902_MW061_240521	HDPE (no PTFE)	20 mL	00351221030061	Grey	No	

CHAIN OF CUSTODY

ALS COC#: 67883 *ALS Laboratory:* ES Sydney Environmental

RELINQUISHED BY:	RECEIVED BY:	RELINQUISHED BY:	RECEIVED BY:
DATE TIME:	DATE TIME:	DATE TIME:	DATE TIME:

CLIENT: AECOMAU - AECOM Australia Pty Ltd

PROJECT: NSW_0902_PFASOMP_24

SITE: 0902 - GW

ORDER NO:

PROJECT MANAGER: [redacted]

PRIMARY SAMPLER: [redacted]

CONTACT PH: SAMPLER MOBILE:

QUOTE NO: SY/139/19 v4 60612562_5.1 / ES2021AECOMAU0027

EMAIL REPORTS TO:

EMAIL INVOICES TO:

TURNAROUND REQUIREMENTS : 5 Days

Biohazard info:

LABORATORY USE ONLY (Circle)

Custody Seal intact? Yes No N/A

Free ice / frozen ice bricks present upon receipt? Yes No N/A

Random Sample Temperature on Receipt: C

Other comments:

036	0902_MW062_240520	HDPE (no PTFE)	20 mL	00351221029826	Grey	No	
036	0902_MW062_240520	HDPE (no PTFE)	20 mL	00351221030027	Grey	No	
036	0902_MW062_240520	HDPE (no PTFE)	20 mL	00351221029888	Grey	No	
036	0902_MW062_240520	HDPE (no PTFE)	20 mL	00351221030010	Grey	No	
037	0902_MW063_240520	HDPE (no PTFE)	20 mL	00351221030031	Grey	No	
037	0902_MW063_240520	HDPE (no PTFE)	20 mL	00351221028945	Grey	No	
037	0902_MW063_240520	HDPE (no PTFE)	20 mL	00351221030005	Grey	No	
037	0902_MW063_240520	HDPE (no PTFE)	20 mL	00351221029805	Grey	No	
038	0902_MW064_240522	HDPE (no PTFE)	20 mL	00351221029711	Grey	No	
038	0902_MW064_240522	HDPE (no PTFE)	20 mL	00351221029704	Grey	No	
038	0902_MW064_240522	HDPE (no PTFE)	20 mL	00351221030086	Grey	No	
038	0902_MW064_240522	HDPE (no PTFE)	20 mL	00351221029876	Grey	No	
039	0902_MW065_240520	HDPE (no PTFE)	20 mL	00351221029999	Grey	No	
039	0902_MW065_240520	HDPE (no PTFE)	20 mL	00351221029910	Grey	No	
039	0902_MW065_240520	HDPE (no PTFE)	20 mL	00351221029906	Grey	No	
039	0902_MW065_240520	HDPE (no PTFE)	20 mL	00351221030079	Grey	No	
040	0902_MW066_240520	HDPE (no PTFE)	20 mL	00351221029979	Grey	No	
040	0902_MW066_240520	HDPE (no PTFE)	20 mL	00351221029913	Grey	No	
040	0902_MW066_240520	HDPE (no PTFE)	20 mL	00351221029834	Grey	No	
040	0902_MW066_240520	HDPE (no PTFE)	20 mL	00351221029822	Grey	No	
041	0902_MW067_240520	HDPE (no PTFE)	20 mL	00351221029817	Grey	No	
041	0902_MW067_240520	HDPE (no PTFE)	20 mL	00351221030102	Grey	No	
041	0902_MW067_240520	HDPE (no PTFE)	20 mL	00351221030016	Grey	No	
041	0902_MW067_240520	HDPE (no PTFE)	20 mL	00351221029869	Grey	No	
042	0902_MW068_240520	HDPE (no PTFE)	20 mL	00351221030029	Grey	No	
042	0902_MW068_240520	HDPE (no PTFE)	20 mL	00351221029894	Grey	No	
042	0902_MW068_240520	HDPE (no PTFE)	20 mL	00351221030041	Grey	No	

CHAIN OF CUSTODY

COC#: 67883 *ALS Laboratory:* ES Sydney Environmental

RELINQUISHED BY:	RECEIVED BY:	RELINQUISHED BY:	RECEIVED BY:
DATE TIME:	DATE TIME:	DATE TIME:	DATE TIME:

CLIENT: AECOMAU - AECOM Australia Pty Ltd

PROJECT: NSW_0902_PFASOMP_24

SITE: 0902 - GW

ORDER NO:

PROJECT MANAGER: [redacted]

PRIMARY SAMPLER: [redacted]

EMAIL REPORTS TO:

EMAIL INVOICES TO:

TURNAROUND REQUIREMENTS : 5 Days

Biohazard info:

CONTACT PH: SAMPLER MOBILE:

QUOTE NO: SY/139/19 v4 60612562_5.1 / ES2021AECOMAU0027

LABORATORY USE ONLY (Circle)

Custody Seal intact? Yes No N/A

Free ice / frozen ice bricks present upon receipt? Yes No N/A

Random Sample Temperature on Receipt: °C

Other comments:

042	0902_MW068_240520	HDPE (no PTFE)	20 mL	00351221029818	Grey	No	
043	0902_MW069_240520	HDPE (no PTFE)	20 mL	00351221030022	Grey	No	
043	0902_MW069_240520	HDPE (no PTFE)	20 mL	00351221029921	Grey	No	
043	0902_MW069_240520	HDPE (no PTFE)	20 mL	00351221029967	Grey	No	
043	0902_MW069_240520	HDPE (no PTFE)	20 mL	00351221029949	Grey	No	
044	0902_MW070_240520	HDPE (no PTFE)	20 mL	00351221029905	Grey	No	
044	0902_MW070_240520	HDPE (no PTFE)	20 mL	00351221030110	Grey	No	
044	0902_MW070_240520	HDPE (no PTFE)	20 mL	00351221029864	Grey	No	
044	0902_MW070_240520	HDPE (no PTFE)	20 mL	00351221029900	Grey	No	
045	0902_MW071_240520	HDPE (no PTFE)	20 mL	00351221029902	Grey	No	
045	0902_MW071_240520	HDPE (no PTFE)	20 mL	00351221030043	Grey	No	
045	0902_MW071_240520	HDPE (no PTFE)	20 mL	00351221029820	Grey	No	
045	0902_MW071_240520	HDPE (no PTFE)	20 mL	00351221030006	Grey	No	
046	0902_MW072_240522	HDPE (no PTFE)	20 mL	00351221029862	Grey	No	
046	0902_MW072_240522	HDPE (no PTFE)	20 mL	00351221030112	Grey	No	
046	0902_MW072_240522	HDPE (no PTFE)	20 mL	00351221030049	Grey	No	
046	0902_MW072_240522	HDPE (no PTFE)	20 mL	00351221030063	Grey	No	
047	0902_MW073_240523	HDPE (no PTFE)	20 mL	00351221029917	Grey	No	
047	0902_MW073_240523	HDPE (no PTFE)	20 mL	00351221029828	Grey	No	
047	0902_MW073_240523	HDPE (no PTFE)	20 mL	00351221029946	Grey	No	
047	0902_MW073_240523	HDPE (no PTFE)	20 mL	00351221029873	Grey	No	
048	0902_MW074_240522	HDPE (no PTFE)	20 mL	00351221029824	Grey	No	
048	0902_MW074_240522	HDPE (no PTFE)	20 mL	00351221029859	Grey	No	
048	0902_MW074_240522	HDPE (no PTFE)	20 mL	00351221029848	Grey	No	
048	0902_MW074_240522	HDPE (no PTFE)	20 mL	00351221030109	Grey	No	
049	0902_MW075_240523	HDPE (no PTFE)	20 mL	00351221030009	Grey	No	
049	0902_MW075_240523	HDPE (no PTFE)	20 mL	00351221029939	Grey	No	

CHAIN OF CUSTODY

COC#: 67883 ALS Laboratory: ES Sydney Environmental

RELINQUISHED BY:	RECEIVED BY:	RELINQUISHED BY:	RECEIVED BY:
DATE TIME:	DATE TIME:	DATE TIME:	DATE TIME:

CLIENT: AECOMAU - AECOM Australia Pty Ltd

PROJECT: NSW_0902_PFASOMP_24

SITE: 0902 - GW

ORDER NO:

PROJECT MANAGER: [redacted]

PRIMARY SAMPLER: [redacted]

EMAIL REPORTS TO:

EMAIL INVOICES TO:

TURNAROUND REQUIREMENTS : 5 Days

Biohazard info:

CONTACT PH: SAMPLER MOBILE:

QUOTE NO: SY/139/19 v4 60612562_5.1 / ES2021AECOMAU0027

LABORATORY USE ONLY (Circle)

Custody Seal intact? Yes No N/A

Free ice / frozen ice bricks present upon receipt? Yes No N/A

Random Sample Temperature on Receipt: °C

Other comments:

049	0902_MW075_240523	HDPE (no PTFE)	20 mL	00351221029951	Grey	No	
049	0902_MW075_240523	HDPE (no PTFE)	20 mL	00351221030078	Grey	No	
050	0902_MW076_240523	HDPE (no PTFE)	20 mL	00351221030030	Grey	No	
050	0902_MW076_240523	HDPE (no PTFE)	20 mL	00351221029901	Grey	No	
050	0902_MW076_240523	HDPE (no PTFE)	20 mL	00351221029875	Grey	No	
050	0902_MW076_240523	HDPE (no PTFE)	20 mL	00351221029845	Grey	No	
051	0902_MW077_240523	HDPE (no PTFE)	20 mL	00351221029896	Grey	No	
051	0902_MW077_240523	HDPE (no PTFE)	20 mL	00351221030035	Grey	No	
051	0902_MW077_240523	HDPE (no PTFE)	20 mL	00351221029825	Grey	No	
051	0902_MW077_240523	HDPE (no PTFE)	20 mL	00351221029887	Grey	No	
052	0902_MW078_240523	HDPE (no PTFE)	20 mL	00351221029890	Grey	No	
052	0902_MW078_240523	HDPE (no PTFE)	20 mL	00351221030077	Grey	No	
052	0902_MW078_240523	HDPE (no PTFE)	20 mL	00351221029964	Grey	No	
052	0902_MW078_240523	HDPE (no PTFE)	20 mL	00351221030000	Grey	No	
053	0902_MW079_240523	HDPE (no PTFE)	20 mL	00351221029943	Grey	No	
053	0902_MW079_240523	HDPE (no PTFE)	20 mL	00351221029898	Grey	No	
053	0902_MW079_240523	HDPE (no PTFE)	20 mL	00351221029953	Grey	No	
053	0902_MW079_240523	HDPE (no PTFE)	20 mL	00351221029907	Grey	No	
054	0902_MW081_240523	HDPE (no PTFE)	20 mL	00351221029998	Grey	No	
054	0902_MW081_240523	HDPE (no PTFE)	20 mL	00351221029963	Grey	No	
054	0902_MW081_240523	HDPE (no PTFE)	20 mL	00351221030059	Grey	No	
054	0902_MW081_240523	HDPE (no PTFE)	20 mL	00351221029925	Grey	No	
055	0902_MW106_240523	HDPE (no PTFE)	20 mL	00351221029883	Grey	No	
055	0902_MW106_240523	HDPE (no PTFE)	20 mL	00351221030085	Grey	No	
055	0902_MW106_240523	HDPE (no PTFE)	20 mL	00351221029836	Grey	No	
055	0902_MW106_240523	HDPE (no PTFE)	20 mL	00351221029923	Grey	No	
056	0902_MW107D_240524	HDPE (no PTFE)	20 mL	00351221029885	Grey	No	

CHAIN OF CUSTODY

ALS COC#: 67883 ALS Laboratory: ES Sydney Environmental

RELINQUISHED BY:	RECEIVED BY:	RELINQUISHED BY:	RECEIVED BY:
DATE TIME:	DATE TIME:	DATE TIME:	DATE TIME:

CLIENT: AECOMAU - AECOM Australia Pty Ltd

PROJECT: NSW_0902_PFASOMP_24

SITE: 0902 - GW

ORDER NO:

PROJECT MANAGER: [redacted]

PRIMARY SAMPLER: [redacted]

EMAIL REPORTS TO:

EMAIL INVOICES TO:

TURNAROUND REQUIREMENTS: 5 Days

Biohazard info:

CONTACT PH: SAMPLER MOBILE:

QUOTE NO: SY/139/19 v4 60612562_5.1 / ES2021AECOMAU0027

LABORATORY USE ONLY (Circle)

Custody Seal intact? Yes No N/A

Free ice / frozen ice bricks present upon receipt? Yes No N/A

Random Sample Temperature on Receipt: °C

Other comments:

056	0902_MW107D_240524	HDPE (no PTFE)	20 mL	00351221030076	Grey	No	
056	0902_MW107D_240524	HDPE (no PTFE)	20 mL	00351221030032	Grey	No	
056	0902_MW107D_240524	HDPE (no PTFE)	20 mL	00351221029855	Grey	No	
057	0902_MW107I_240524	HDPE (no PTFE)	20 mL	00351221029931	Grey	No	
057	0902_MW107I_240524	HDPE (no PTFE)	20 mL	00351221030089	Grey	No	
057	0902_MW107I_240524	HDPE (no PTFE)	20 mL	00351221029854	Grey	No	
057	0902_MW107I_240524	HDPE (no PTFE)	20 mL	00351221030081	Grey	No	
058	0902_MW108_240523	HDPE (no PTFE)	20 mL	00351221029884	Grey	No	
058	0902_MW108_240523	HDPE (no PTFE)	20 mL	00351221029866	Grey	No	
058	0902_MW108_240523	HDPE (no PTFE)	20 mL	00351221030084	Grey	No	
058	0902_MW108_240523	HDPE (no PTFE)	20 mL	00351221030075	Grey	No	
059	0902_MW109_240522	HDPE (no PTFE)	20 mL	00351221029926	Grey	No	
059	0902_MW109_240522	HDPE (no PTFE)	20 mL	00351221030023	Grey	No	
059	0902_MW109_240522	HDPE (no PTFE)	20 mL	00351221030051	Grey	No	
059	0902_MW109_240522	HDPE (no PTFE)	20 mL	00351221030045	Grey	No	
060	0902_MW110_240522	HDPE (no PTFE)	20 mL	00351221029772	Grey	No	
060	0902_MW110_240522	HDPE (no PTFE)	20 mL	00351221029708	Grey	No	
060	0902_MW110_240522	HDPE (no PTFE)	20 mL	00351221029823	Grey	No	
060	0902_MW110_240522	HDPE (no PTFE)	20 mL	00351221030050	Grey	No	
063	0902_QC100_240520	HDPE (no PTFE)	20 mL	00351221029991	Grey	No	
063	0902_QC100_240520	HDPE (no PTFE)	20 mL	00351221029819	Grey	No	
063	0902_QC100_240520	HDPE (no PTFE)	20 mL	00351221029912	Grey	No	
063	0902_QC100_240520	HDPE (no PTFE)	20 mL	00351221029857	Grey	No	
064	0902_QC101_240520	HDPE (no PTFE)	20 mL	00351221029814	Grey	No	
064	0902_QC101_240520	HDPE (no PTFE)	20 mL	00351221029930	Grey	No	
064	0902_QC101_240520	HDPE (no PTFE)	20 mL	00351221030021	Grey	No	
064	0902_QC101_240520	HDPE (no PTFE)	20 mL	00351221029856	Grey	No	

CHAIN OF CUSTODY

ALS COC#: 67883 ALS Laboratory: ES Sydney Environmental

RELINQUISHED BY:	RECEIVED BY:	RELINQUISHED BY:	RECEIVED BY:
DATE TIME:	DATE TIME:	DATE TIME:	DATE TIME:

CLIENT: AECOMAU - AECOM Australia Pty Ltd

PROJECT: NSW_0902_PFASOMP_24

SITE: 0902 - GW

ORDER NO:

TURNAROUND REQUIREMENTS: 5 Days

Biohazard info:

PROJECT MANAGER: [redacted]

PRIMARY SAMPLER: [redacted]

CONTACT PH: SAMPLER MOBILE:

QUOTE NO: SY/139/19 v4 60612562_5.1 / ES2021AECOMAU0027

EMAIL REPORTS TO:

EMAIL INVOICES TO:

LABORATORY USE ONLY (Circle)

Custody Seal intact? Yes No N/A

Free ice / frozen ice bricks present upon receipt? Yes No N/A

Random Sample Temperature on Receipt: °C

Other comments:

065	0902_QC102_240520	HDPE (no PTFE)	20 mL	00351221029932	Grey	No	
065	0902_QC102_240520	HDPE (no PTFE)	20 mL	00351221029851	Grey	No	
065	0902_QC102_240520	HDPE (no PTFE)	20 mL	00351221028956	Grey	No	
065	0902_QC102_240520	HDPE (no PTFE)	20 mL	00351221028927	Grey	No	
066	0902_QC105_240523	HDPE (no PTFE)	20 mL	00351221029882	Grey	No	
066	0902_QC105_240523	HDPE (no PTFE)	20 mL	00351221030014	Grey	No	
066	0902_QC105_240523	HDPE (no PTFE)	20 mL	00351221030019	Grey	No	
066	0902_QC105_240523	HDPE (no PTFE)	20 mL	00351221029927	Grey	No	
067	0902_QC300_240520	HDPE (no PTFE)	20 mL	00351221030099	Grey	No	
067	0902_QC300_240520	HDPE (no PTFE)	20 mL	00351221029614	Grey	No	
067	0902_QC300_240520	HDPE (no PTFE)	20 mL	00351221029777	Grey	No	
067	0902_QC300_240520	HDPE (no PTFE)	20 mL	00351221029938	Grey	No	
068	0902_QC301_240521	HDPE (no PTFE)	20 mL	00351221028919	Grey	No	
068	0902_QC301_240521	HDPE (no PTFE)	20 mL	00351221029989	Grey	No	
068	0902_QC301_240521	HDPE (no PTFE)	20 mL	00351221029721	Grey	No	
068	0902_QC301_240521	HDPE (no PTFE)	20 mL	00351221030106	Grey	No	
069	0902_QC302_240522	HDPE (no PTFE)	20 mL	00351221029793	Grey	No	
069	0902_QC302_240522	HDPE (no PTFE)	20 mL	00351221030080	Grey	No	
069	0902_QC302_240522	HDPE (no PTFE)	20 mL	00351221029634	Grey	No	
069	0902_QC302_240522	HDPE (no PTFE)	20 mL	00351221029892	Grey	No	
070	0902_QC303_240523	HDPE (no PTFE)	20 mL	00351221029602	Grey	No	
070	0902_QC303_240523	HDPE (no PTFE)	20 mL	00351221029690	Grey	No	
070	0902_QC303_240523	HDPE (no PTFE)	20 mL	00351221028908	Grey	No	
070	0902_QC303_240523	HDPE (no PTFE)	20 mL	00351221029586	Grey	No	
071	0902_QC304_240524	HDPE (no PTFE)	20 mL	00351221029806	Grey	No	
071	0902_QC304_240524	HDPE (no PTFE)	20 mL	00351221029587	Grey	No	
071	0902_QC304_240524	HDPE (no PTFE)	20 mL	00351221028935	Grey	No	

CHAIN OF CUSTODY

ALS COC#: 67883 ALS Laboratory: ES Sydney Environmental

RELINQUISHED BY:	RECEIVED BY:	RELINQUISHED BY:	RECEIVED BY:
DATE TIME:	DATE TIME:	DATE TIME:	DATE TIME:

CLIENT: AECOMAU - AECOM Australia Pty Ltd

PROJECT: NSW_0902_PFASOMP_24

SITE: 0902 - GW

ORDER NO:

PROJECT MANAGER: [redacted]

PRIMARY SAMPLER: [redacted]

EMAIL REPORTS TO:

EMAIL INVOICES TO:

TURNAROUND REQUIREMENTS : 5 Days

Biohazard info:

CONTACT PH: SAMPLER MOBILE:

QUOTE NO: SY/139/19 v4 60612562_5.1 / ES2021AECOMAU0027

LABORATORY USE ONLY (Circle)

Custody Seal intact? Yes No N/A

Free ice / frozen ice bricks present upon receipt? Yes No N/A

Random Sample Temperature on Receipt: °C

Other comments:

071	0902_QC304_240524	HDPE (no PTFE)	20 mL	0035122 1029756	Grey	No	

Total Bottle Count: ALS: 270, Non ALS: 0

ALSCompass SAMPLING Intelligence

ALS Use Only

Custody Document for Submissions via ALS Compass App

Project: NSW_0902_PFASOMP_24 **Client:** AECOM **Project Manager:** [redacted]
Phone: ([redacted])

ALS Compass COC Reference: 67883 **# Samples:** 75 **Sampler:** [redacted]
Phone: ([redacted])

Turnaround Requirements: Standard ALL Urgent -

Special Instructions:	ALS Use Only			
please see paper COC attached to account for some samples that were unable to be scanned. Please report together	Custody seal intact?	YES	NO	N/A
	Free ice / frozen ice bricks upon receipt?	YES	NO	N/A
	Random sample temperature on receipt?		°C	

Custody:

Relinquished by:	**Received by:**	**Relinquished by:**	**Received by:**
[redacted]			[redacted]
Date / Time: 31/05/2024 @	**Date / Time:**	**Date / Time:**	**Date / Time:** 31/5/24 1840

CERTIFICATE OF ANALYSIS

Work Order	: **ES2418140**	Page	: 1 of 11
Amendment	: **1**		
Client	: **AECOM AUSTRALIA PTY LTD**	Laboratory	: Environmental Division Sydney
Contact	: [redacted]	Contact	: [redacted]
Address	: LEVEL 21 420 GEORGE STREET SYDNEY NSW, AUSTRALIA 2000	Address	: 277-289 Woodpark Road Smithfield NSW Australia 2164
Telephone	: [redacted]	Telephone	: [redacted]
Project	: NSW_0902_PFASOMP_24	Date Samples Received	: 31-May-2024 18:40
Order number	: 60612562_5.1	Date Analysis Commenced	: 04-Jun-2024
C-O-C number	: ----	Issue Date	: 18-Jul-2024 12:52
Sampler	: [redacted]		
Site	: ----		
Quote number	: EN/004/23		
No. of samples received	: 7		
No. of samples analysed	: 7		

Accreditation No. 825
Accredited for compliance with
ISO/IEC 17025 - Testing

This report supersedes any previous report(s) with this reference. Results apply to the sample(s) as submitted, unless the sampling was conducted by ALS. This document shall not be reproduced, except in full.

This Certificate of Analysis contains the following information:

- General Comments
- Analytical Results
- Surrogate Control Limits

Additional information pertinent to this report will be found in the following separate attachments: Quality Control Report, QA/QC Compliance Assessment to assist with Quality Review and Sample Receipt Notification.

Signatories

This document has been electronically signed by the authorized signatories below. Electronic signing is carried out in compliance with procedures specified in 21 CFR Part 11.

Signatories	*Position*	*Accreditation Category*
[redacted]	LCMS Coordinator	Sydney Organics, Smithfield, NSW

General Comments

The analytical procedures used by ALS have been developed from established internationally recognised procedures such as those published by the USEPA, APHA, AS and NEPM. In house developed procedures are fully validated and are often at the client request.

Where moisture determination has been performed, results are reported on a dry weight basis.

Where a reported less than (<) result is higher than the LOR, this may be due to primary sample extract/digestate dilution and/or insufficient sample for analysis.

Where the LOR of a reported result differs from standard LOR, this may be due to high moisture content, insufficient sample (reduced weight employed) or matrix interference.

When sampling time information is not provided by the client, sampling dates are shown without a time component. In these instances, the time component has been assumed by the laboratory for processing purposes.

Where a result is required to meet compliance limits the associated uncertainty must be considered. Refer to the ALS Contract for details.

Key : CAS Number = CAS registry number from database maintained by Chemical Abstracts Services. The Chemical Abstracts Service is a division of the American Chemical Society.
LOR = Limit of reporting
^ = This result is computed from individual analyte detections at or above the level of reporting
ø = ALS is not NATA accredited for these tests.
~ = Indicates an estimated value.

- EP231X - Per- and Polyfluoroalkyl Substances (PFAS): Samples received in 20mL or 125mL bottles have been tested in accordance with the QSM5.4 compliant, NATA accredited method. 60mL or 250mL bottles have been tested to the legacy QSM 5.1 aligned, NATA accredited method.
- Amendment (18/07/2024): This report has been amended as a result of a request to change sample identification numbers (IDs) received from Jessica Roy on 18/07/2024, for samples ES2418140-001, 003 to 007. All analysis results are as per the previous report.
- EP231: Stable isotope enriched internal standards are added to samples prior to extraction. Target compounds have a direct analogous internal standard with the exception of PFPeS, PFHpA, PFDS, PFTrDA and 10:2 FTS. These compounds use an internal standard that is chemically related and has a retention time close to that of the target compound. The DQO for internal standard response is 50-150% of that established at initial calibration or as per tables in USEPA 1633 where listed. PFOS is quantified using a certified, traceable standard consisting of linear and branched PFOS isomers. These practices are in line with recommendations in the National Environmental Management Plan for PFAS and also conform to QSM 5.4 (US DoD) requirements.

Analytical Results

Sub-Matrix: WATER (Matrix: WATER)			Sample ID	0902_MW057_240524	0902_MW143_240528	0902_MW144_240528	0902_QC108_240524	0902_QC109_240528
			Sampling date / time	24-May-2024 10:40	28-May-2024 11:10	28-May-2024 12:10	24-May-2024 10:40	28-May-2024 12:10
Compound	CAS Number	LOR	Unit	ES2418140-001	ES2418140-002	ES2418140-003	ES2418140-004	ES2418140-005
				Result	Result	Result	Result	Result
EP231A: Perfluoroalkyl Sulfonic Acids								
Perfluoropropane sulfonic acid (PFPrS)	423-41-6	0.05	µg/L	<0.05	<0.05	<0.05	<0.05	<0.05
Perfluorononanesulfonic acid (PFNS)	68259-12-1	0.05	µg/L	<0.05	<0.05	<0.05	<0.05	<0.05
Perfluoro-4-ethylcyclohexanesulfonic acid (PFECHS)	67584-42-3	0.05	µg/L	<0.05	<0.05	<0.05	<0.05	<0.05
Perfluorobutane sulfonic acid (PFBS)	375-73-5	0.02	µg/L	**0.11**	<0.02	<0.02	**0.11**	<0.02
Perfluoropentane sulfonic acid (PFPeS)	2706-91-4	0.02	µg/L	**0.10**	<0.02	<0.02	**0.10**	<0.02
Perfluorohexane sulfonic acid (PFHxS)	355-46-4	0.01	µg/L	**0.79**	**0.05**	**0.04**	**0.83**	**0.04**
Perfluoroheptane sulfonic acid (PFHpS)	375-92-8	0.02	µg/L	<0.02	<0.02	<0.02	<0.02	<0.02
Perfluorooctane sulfonic acid (PFOS)	1763-23-1	0.01	µg/L	**0.17**	**0.08**	<0.01	**0.18**	<0.01
Perfluorodecane sulfonic acid (PFDS)	335-77-3	0.02	µg/L	<0.02	<0.02	<0.02	<0.02	<0.02
EP231B: Perfluoroalkyl Carboxylic Acids								
Perfluorobutanoic acid (PFBA)	375-22-4	0.1	µg/L	**0.1**	<0.1	<0.1	**0.1**	<0.1
Perfluoropentanoic acid (PFPeA)	2706-90-3	0.02	µg/L	**0.06**	<0.02	<0.02	**0.06**	<0.02
Perfluorohexanoic acid (PFHxA)	307-24-4	0.02	µg/L	**0.13**	<0.02	<0.02	**0.14**	<0.02
Perfluoroheptanoic acid (PFHpA)	375-85-9	0.02	µg/L	**0.03**	<0.02	<0.02	**0.03**	<0.02
Perfluorooctanoic acid (PFOA)	335-67-1	0.01	µg/L	**0.07**	<0.01	<0.01	**0.07**	<0.01
Perfluorononanoic acid (PFNA)	375-95-1	0.02	µg/L	<0.02	<0.02	<0.02	<0.02	<0.02
Perfluorodecanoic acid (PFDA)	335-76-2	0.02	µg/L	<0.02	<0.02	<0.02	<0.02	<0.02
Perfluoroundecanoic acid (PFUnDA)	2058-94-8	0.02	µg/L	<0.02	<0.02	<0.02	<0.02	<0.02
Perfluorododecanoic acid (PFDoDA)	307-55-1	0.02	µg/L	<0.02	<0.02	<0.02	<0.02	<0.02
Perfluorotridecanoic acid (PFTrDA)	72629-94-8	0.02	µg/L	<0.02	<0.02	<0.02	<0.02	<0.02

Analytical Results

Sub-Matrix: WATER (Matrix: WATER)			Sample ID	0902_MW057_240524	0902_MW143_240528	0902_MW144_240528	0902_QC108_240524	0902_QC109_240528
			Sampling date / time	24-May-2024 10:40	28-May-2024 11:10	28-May-2024 12:10	24-May-2024 10:40	28-May-2024 12:10
Compound	CAS Number	LOR	Unit	ES2418140-001	ES2418140-002	ES2418140-003	ES2418140-004	ES2418140-005
				Result	Result	Result	Result	Result
EP231B: Perfluoroalkyl Carboxylic Acids - Continued								
Perfluorotetradecanoic acid (PFTeDA)	376-06-7	0.05	µg/L	<0.05	<0.05	<0.05	<0.05	<0.05
EP231C: Perfluoroalkyl Sulfonamides								
Perfluorooctane sulfonamide (FOSA)	754-91-6	0.02	µg/L	<0.02	<0.02	<0.02	<0.02	<0.02
N-Methyl perfluorooctane sulfonamide (MeFOSA)	31506-32-8	0.05	µg/L	<0.05	<0.05	<0.05	<0.05	<0.05
N-Ethyl perfluorooctane sulfonamide (EtFOSA)	4151-50-2	0.05	µg/L	<0.05	<0.05	<0.05	<0.05	<0.05
N-Methyl perfluorooctane sulfonamidoethanol (MeFOSE)	24448-09-7	0.05	µg/L	<0.05	<0.05	<0.05	<0.05	<0.05
N-Ethyl perfluorooctane sulfonamidoethanol (EtFOSE)	1691-99-2	0.05	µg/L	<0.05	<0.05	<0.05	<0.05	<0.05
N-Methyl perfluorooctane sulfonamidoacetic acid (MeFOSAA)	2355-31-9	0.02	µg/L	<0.02	<0.02	<0.02	<0.02	<0.02
N-Ethyl perfluorooctane sulfonamidoacetic acid (EtFOSAA)	2991-50-6	0.02	µg/L	<0.02	<0.02	<0.02	<0.02	<0.02
EP231D: (n:2) Fluorotelomer Sulfonic Acids								
4:2 Fluorotelomer sulfonic acid (4:2 FTS)	757124-72-4	0.05	µg/L	<0.05	<0.05	<0.05	<0.05	<0.05
6:2 Fluorotelomer sulfonic acid (6:2 FTS)	27619-97-2	0.05	µg/L	<0.05	<0.05	<0.05	<0.05	<0.05
8:2 Fluorotelomer sulfonic acid (8:2 FTS)	39108-34-4	0.05	µg/L	<0.05	<0.05	<0.05	<0.05	<0.05
10:2 Fluorotelomer sulfonic acid (10:2 FTS)	120226-60-0	0.05	µg/L	<0.05	<0.05	<0.05	<0.05	<0.05
EP231E: Ether Sulfonic Acids								
Perfluoro(2-ethoxyethane)sulfonic acid (PFEESA)	113507-82-7	0.05	µg/L	<0.05	<0.05	<0.05	<0.05	<0.05
9-Chlorohexadecafluoro-3-oxanonane-1-sulfonic acid (9Cl-PF3ONS)	756426-58-1	0.05	µg/L	<0.05	<0.05	<0.05	<0.05	<0.05

Analytical Results

Sub-Matrix: WATER (Matrix: WATER)			Sample ID	0902_MW057_240524	0902_MW143_240528	0902_MW144_240528	0902_QC108_240524	0902_QC109_240528
			Sampling date / time	24-May-2024 10:40	28-May-2024 11:10	28-May-2024 12:10	24-May-2024 10:40	28-May-2024 12:10
Compound	CAS Number	LOR	Unit	ES2418140-001	ES2418140-002	ES2418140-003	ES2418140-004	ES2418140-005
				Result	Result	Result	Result	Result
EP231E: Ether Sulfonic Acids - Continued								
11-Chloroeicosafluoro-3-oxaundecane-1-sulfonic acid (11Cl-PF3OUdS)	763051-92-9	0.05	µg/L	<0.05	<0.05	<0.05	<0.05	<0.05
EP231F: Ether Carboxylic Acids								
Tetrafluoro-2-(heptafluoropropoxy)propanoic acid (HFPO-DA / GenX)	13252-13-6	0.05	µg/L	<0.05	<0.05	<0.05	<0.05	<0.05
Perfluoro-3-methoxypropanoic acid (PFMPA)	377-73-1	0.05	µg/L	<0.05	<0.05	<0.05	<0.05	<0.05
Perfluoro-4-methoxybutanoic acid (PFMBA)	863090-89-5	0.05	µg/L	<0.05	<0.05	<0.05	<0.05	<0.05
Nonafluoro-3,6-dioxaheptanoic acid (NFDHA)	151772-58-6	0.05	µg/L	<0.05	<0.05	<0.05	<0.05	<0.05
Dodecafluoro-3H-4,8-dioxanonanoic acid (ADONA)	919005-14-4	0.05	µg/L	<0.05	<0.05	<0.05	<0.05	<0.05
EP231G: Fluorotelomer Carboxylic Acids								
3:3 Fluorotelomer carboxylic acid (3:3 FTCA)	356-02-5	0.05	µg/L	<0.05	<0.05	<0.05	<0.05	<0.05
5:3 Fluorotelomer carboxylic acid (5:3 FTCA)	914637-49-3	0.05	µg/L	<0.05	<0.05	<0.05	<0.05	<0.05
7:3 Fluorotelomer carboxylic acid (7:3 FTCA)	812-70-4	0.05	µg/L	<0.05	<0.05	<0.05	<0.05	<0.05
6:2 Fluorotelomer carboxylic acid (6:2 FTCA / FHEA)	53826-12-3	0.05	µg/L	<0.05	<0.05	<0.05	<0.05	<0.05
8:2 Fluorotelomer carboxylic acid (8:2 FTCA / FOEA)	27854-31-5	0.05	µg/L	<0.05	<0.05	<0.05	<0.05	<0.05
10:2 Fluorotelomer carboxylic acid (10:2 FTCA / FDEA)	53826-13-4	0.05	µg/L	<0.05	<0.05	<0.05	<0.05	<0.05
EP231H: Unsaturated Fluorotelomer Acids								
6:2 Fluorotelomer unsaturated carboxylic acid (6:2 FTUCA / FHUEA)	----	0.05	µg/L	<0.05	<0.05	<0.05	<0.05	<0.05
8:2 Fluorotelomer unsaturated carboxylic acid (8:2 FTUCA / FOUEA)	70887-84-2	0.05	µg/L	<0.05	<0.05	<0.05	<0.05	<0.05
10:2 Fluorotelomer unsaturated carboxylic acid (10:2 FTUCA / FDUEA)	----	0.05	µg/L	<0.05	<0.05	<0.05	<0.05	<0.05

Analytical Results

Sub-Matrix: WATER (Matrix: WATER)			Sample ID	0902_MW057_240524	0902_MW143_240528	0902_MW144_240528	0902_QC108_240524	0902_QC109_240528
			Sampling date / time	24-May-2024 10:40	28-May-2024 11:10	28-May-2024 12:10	24-May-2024 10:40	28-May-2024 12:10
Compound	CAS Number	LOR	Unit	ES2418140-001	ES2418140-002	ES2418140-003	ES2418140-004	ES2418140-005
				Result	Result	Result	Result	Result
EP231I: Fluorotelomer Sulfonamides								
6:2 Fluorotelomer sulfonamide alkylbetaine (6:2 FTAB)	34455-29-3	0.05	µg/L	<0.05	<0.05	<0.05	<0.05	<0.05
EP231J: Polyfluoralkyl Phosphate Esters								
6:2 Polyfluoroalkyl phosphoric acid diester (6:2 diPAP)	----	0.125	µg/L	<0.125	<0.125	<0.125	<0.125	<0.125
8:2 Polyfluoroalkyl phosphoric acid diester (8:2 diPAP)	----	0.125	µg/L	<0.125	<0.125	<0.125	<0.125	<0.125
6:2 / 8:2 Polyfluoroalkyl phosphoric acid diester (6:2 / 8:2 diPAP)	----	0.125	µg/L	<0.125	<0.125	<0.125	<0.125	<0.125
EP231P: PFAS Sums								
Sum of PFAS	----	0.01	µg/L	**1.60**	**0.13**	**0.04**	**1.66**	**0.04**
Sum of PFHxS and PFOS	355-46-4/1763-23-1	0.01	µg/L	**0.96**	**0.13**	**0.04**	**1.01**	**0.04**
Sum of PFAS (WA DER List)	----	0.01	µg/L	**1.46**	**0.13**	**0.04**	**1.52**	**0.04**
EP231S: PFAS Surrogate								
13C4-PFOS	----	0.02	%	**99.9**	**96.3**	**100**	**96.9**	**98.8**
13C8-PFOA	----	0.02	%	**102**	**102**	**101**	**102**	**101**
EP231S: PFAS Surrogate (Extended)								
13C8-PFOA	----	0.02	%	**102**	**102**	**101**	**102**	**101**
13C4-PFOS	----	0.02	%	**99.9**	**96.3**	**100**	**96.9**	**98.8**

Analytical Results

Sub-Matrix: WATER (Matrix: WATER)			Sample ID	0902_QC305_240527	0902_QC306_240528	----	----	----
			Sampling date / time	27-May-2024 16:05	28-May-2024 12:30	----	----	----
Compound	CAS Number	LOR	Unit	ES2418140-006	ES2418140-007	--------	--------	--------
				Result	Result	----	----	----
EP231A: Perfluoroalkyl Sulfonic Acids								
Perfluoropropane sulfonic acid (PFPrS)	423-41-6	0.05	µg/L	<0.05	<0.05	----	----	----
Perfluorononanesulfonic acid (PFNS)	68259-12-1	0.05	µg/L	<0.05	<0.05	----	----	----
Perfluoro-4-ethylcyclohexanesulfonic acid (PFECHS)	67584-42-3	0.05	µg/L	<0.05	<0.05	----	----	----
Perfluorobutane sulfonic acid (PFBS)	375-73-5	0.02	µg/L	<0.02	<0.02	----	----	----
Perfluoropentane sulfonic acid (PFPeS)	2706-91-4	0.02	µg/L	<0.02	<0.02	----	----	----
Perfluorohexane sulfonic acid (PFHxS)	355-46-4	0.01	µg/L	<0.01	<0.01	----	----	----
Perfluoroheptane sulfonic acid (PFHpS)	375-92-8	0.02	µg/L	<0.02	<0.02	----	----	----
Perfluorooctane sulfonic acid (PFOS)	1763-23-1	0.01	µg/L	<0.01	<0.01	----	----	----
Perfluorodecane sulfonic acid (PFDS)	335-77-3	0.02	µg/L	<0.02	<0.02	----	----	----
EP231B: Perfluoroalkyl Carboxylic Acids								
Perfluorobutanoic acid (PFBA)	375-22-4	0.1	µg/L	<0.1	<0.1	----	----	----
Perfluoropentanoic acid (PFPeA)	2706-90-3	0.02	µg/L	<0.02	<0.02	----	----	----
Perfluorohexanoic acid (PFHxA)	307-24-4	0.02	µg/L	<0.02	<0.02	----	----	----
Perfluoroheptanoic acid (PFHpA)	375-85-9	0.02	µg/L	<0.02	<0.02	----	----	----
Perfluorooctanoic acid (PFOA)	335-67-1	0.01	µg/L	<0.01	<0.01	----	----	----
Perfluorononanoic acid (PFNA)	375-95-1	0.02	µg/L	<0.02	<0.02	----	----	----
Perfluorodecanoic acid (PFDA)	335-76-2	0.02	µg/L	<0.02	<0.02	----	----	----
Perfluoroundecanoic acid (PFUnDA)	2058-94-8	0.02	µg/L	<0.02	<0.02	----	----	----
Perfluorododecanoic acid (PFDoDA)	307-55-1	0.02	µg/L	<0.02	<0.02	----	----	----
Perfluorotridecanoic acid (PFTrDA)	72629-94-8	0.02	µg/L	<0.02	<0.02	----	----	----

Analytical Results

Sub-Matrix: WATER (Matrix: WATER)			Sample ID	0902_QC305_240527	0902_QC306_240528	----	----	----
			Sampling date / time	27-May-2024 16:05	28-May-2024 12:30	----	----	----
Compound	CAS Number	LOR	Unit	ES2418140-006	ES2418140-007	--------	--------	--------
				Result	Result	----	----	----
EP231B: Perfluoroalkyl Carboxylic Acids - Continued								
Perfluorotetradecanoic acid (PFTeDA)	376-06-7	0.05	µg/L	<0.05	<0.05	----	----	----
EP231C: Perfluoroalkyl Sulfonamides								
Perfluorooctane sulfonamide (FOSA)	754-91-6	0.02	µg/L	<0.02	<0.02	----	----	----
N-Methyl perfluorooctane sulfonamide (MeFOSA)	31506-32-8	0.05	µg/L	<0.05	<0.05	----	----	----
N-Ethyl perfluorooctane sulfonamide (EtFOSA)	4151-50-2	0.05	µg/L	<0.05	<0.05	----	----	----
N-Methyl perfluorooctane sulfonamidoethanol (MeFOSE)	24448-09-7	0.05	µg/L	<0.05	<0.05	----	----	----
N-Ethyl perfluorooctane sulfonamidoethanol (EtFOSE)	1691-99-2	0.05	µg/L	<0.05	<0.05	----	----	----
N-Methyl perfluorooctane sulfonamidoacetic acid (MeFOSAA)	2355-31-9	0.02	µg/L	<0.02	<0.02	----	----	----
N-Ethyl perfluorooctane sulfonamidoacetic acid (EtFOSAA)	2991-50-6	0.02	µg/L	<0.02	<0.02	----	----	----
EP231D: (n:2) Fluorotelomer Sulfonic Acids								
4:2 Fluorotelomer sulfonic acid (4:2 FTS)	757124-72-4	0.05	µg/L	<0.05	<0.05	----	----	----
6:2 Fluorotelomer sulfonic acid (6:2 FTS)	27619-97-2	0.05	µg/L	<0.05	<0.05	----	----	----
8:2 Fluorotelomer sulfonic acid (8:2 FTS)	39108-34-4	0.05	µg/L	<0.05	<0.05	----	----	----
10:2 Fluorotelomer sulfonic acid (10:2 FTS)	120226-60-0	0.05	µg/L	<0.05	<0.05	----	----	----
EP231E: Ether Sulfonic Acids								
Perfluoro(2-ethoxyethane)sulfonic acid (PFEESA)	113507-82-7	0.05	µg/L	<0.05	<0.05	----	----	----
9-Chlorohexadecafluoro-3-oxanonane-1-sulfonic acid (9Cl-PF3ONS)	756426-58-1	0.05	µg/L	<0.05	<0.05	----	----	----

Analytical Results

Sub-Matrix: WATER (Matrix: WATER)			Sample ID	0902_QC305_240527	0902_QC306_240528	----	----	----
			Sampling date / time	27-May-2024 16:05	28-May-2024 12:30	----	----	----
Compound	CAS Number	LOR	Unit	ES2418140-006	ES2418140-007	--------	--------	--------
				Result	Result	----	----	----
EP231E: Ether Sulfonic Acids - Continued								
11-Chloroeicosafluoro-3-oxaundecane-1-sulfonic acid (11Cl-PF3OUdS)	763051-92-9	0.05	µg/L	<0.05	<0.05	----	----	----
EP231F: Ether Carboxylic Acids								
Tetrafluoro-2-(heptafluoropropoxy)propanoic acid (HFPO-DA / GenX)	13252-13-6	0.05	µg/L	<0.05	<0.05	----	----	----
Perfluoro-3-methoxypropanoic acid (PFMPA)	377-73-1	0.05	µg/L	<0.05	<0.05	----	----	----
Perfluoro-4-methoxybutanoic acid (PFMBA)	863090-89-5	0.05	µg/L	<0.05	<0.05	----	----	----
Nonafluoro-3,6-dioxaheptanoic acid (NFDHA)	151772-58-6	0.05	µg/L	<0.05	<0.05	----	----	----
Dodecafluoro-3H-4,8-dioxanonanoic acid (ADONA)	919005-14-4	0.05	µg/L	<0.05	<0.05	----	----	----
EP231G: Fluorotelomer Carboxylic Acids								
3:3 Fluorotelomer carboxylic acid (3:3 FTCA)	356-02-5	0.05	µg/L	<0.05	<0.05	----	----	----
5:3 Fluorotelomer carboxylic acid (5:3 FTCA)	914637-49-3	0.05	µg/L	<0.05	<0.05	----	----	----
7:3 Fluorotelomer carboxylic acid (7:3 FTCA)	812-70-4	0.05	µg/L	<0.05	<0.05	----	----	----
6:2 Fluorotelomer carboxylic acid (6:2 FTCA / FHEA)	53826-12-3	0.05	µg/L	<0.05	<0.05	----	----	----
8:2 Fluorotelomer carboxylic acid (8:2 FTCA / FOEA)	27854-31-5	0.05	µg/L	<0.05	<0.05	----	----	----
10:2 Fluorotelomer carboxylic acid (10:2 FTCA / FDEA)	53826-13-4	0.05	µg/L	<0.05	<0.05	----	----	----
EP231H: Unsaturated Fluorotelomer Acids								
6:2 Fluorotelomer unsaturated carboxylic acid (6:2 FTUCA / FHUEA)	----	0.05	µg/L	<0.05	<0.05	----	----	----
8:2 Fluorotelomer unsaturated carboxylic acid (8:2 FTUCA / FOUEA)	70887-84-2	0.05	µg/L	<0.05	<0.05	----	----	----
10:2 Fluorotelomer unsaturated carboxylic acid (10:2 FTUCA / FDUEA)	----	0.05	µg/L	<0.05	<0.05	----	----	----

Analytical Results

Sub-Matrix: WATER (Matrix: WATER)			Sample ID	0902_QC305_240527	0902_QC306_240528	----	----	----
			Sampling date / time	27-May-2024 16:05	28-May-2024 12:30	----	----	----
Compound	CAS Number	LOR	Unit	ES2418140-006	ES2418140-007	--------	--------	--------
				Result	Result	----	----	----
EP231I: Fluorotelomer Sulfonamides								
6:2 Fluorotelomer sulfonamide alkylbetaine (6:2 FTAB)	34455-29-3	0.05	µg/L	<0.05	<0.05	----	----	----
EP231J: Polyfluoralkyl Phosphate Esters								
6:2 Polyfluoroalkyl phosphoric acid diester (6:2 diPAP)	----	0.125	µg/L	<0.125	<0.125	----	----	----
8:2 Polyfluoroalkyl phosphoric acid diester (8:2 diPAP)	----	0.125	µg/L	<0.125	<0.125	----	----	----
6:2 / 8:2 Polyfluoroalkyl phosphoric acid diester (6:2 / 8:2 diPAP)	----	0.125	µg/L	<0.125	<0.125	----	----	----
EP231P: PFAS Sums								
Sum of PFAS	----	0.01	µg/L	<0.01	<0.01	----	----	----
Sum of PFHxS and PFOS	355-46-4/1763-23-1	0.01	µg/L	<0.01	<0.01	----	----	----
Sum of PFAS (WA DER List)	----	0.01	µg/L	<0.01	<0.01	----	----	----
EP231S: PFAS Surrogate								
13C4-PFOS	----	0.02	%	**102**	**98.9**	----	----	----
13C8-PFOA	----	0.02	%	**99.6**	**103**	----	----	----
EP231S: PFAS Surrogate (Extended)								
13C8-PFOA	----	0.02	%	**99.6**	**103**	----	----	----
13C4-PFOS	----	0.02	%	**102**	**98.9**	----	----	----

Surrogate Control Limits

Sub-Matrix: WATER		Recovery Limits (%)	
Compound	CAS Number	Low	High
EP231S: PFAS Surrogate (Extended)			
13C8-PFOA	----	70	130
13C4-PFOS	----	70	130
EP231S: PFAS Surrogate			
13C4-PFOS	----	60	120
13C8-PFOA	----	60	120

QUALITY CONTROL REPORT

Work Order	: **ES2418140**	Page	: 1 of 9
Amendment	: **1**		
Client	: **AECOM AUSTRALIA PTY LTD**	Laboratory	: Environmental Division Sydney
Contact	: [redacted]	Contact	: [redacted]
Address	: LEVEL 21 420 GEORGE STREET SYDNEY NSW, AUSTRALIA 2000	Address	: 277-289 Woodpark Road Smithfield NSW Australia 2164
Telephone	: [redacted]	Telephone	: [redacted]
Project	: NSW_0902_PFASOMP_24	Date Samples Received	: 31-May-2024
Order number	: 60612562_5.1	Date Analysis Commenced	: 04-Jun-2024
C-O-C number	: ----	Issue Date	: 18-Jul-2024
Sampler	: [redacted]		
Site	: ----		
Quote number	: EN/004/23		
No. of samples received	: 7		
No. of samples analysed	: 7		

Accreditation No. 825
Accredited for compliance with
ISO/IEC 17025 - Testing

This report supersedes any previous report(s) with this reference. Results apply to the sample(s) as submitted, unless the sampling was conducted by ALS. This document shall not be reproduced, except in full.

This Quality Control Report contains the following information:

- Laboratory Duplicate (DUP) Report; Relative Percentage Difference (RPD) and Acceptance Limits
- Method Blank (MB) and Laboratory Control Spike (LCS) Report; Recovery and Acceptance Limits
- Matrix Spike (MS) Report; Recovery and Acceptance Limits

Signatories

This document has been electronically signed by the authorized signatories below. Electronic signing is carried out in compliance with procedures specified in 21 CFR Part 11.

Signatories	*Position*	*Accreditation Category*
[redacted]	LCMS Coordinator	Sydney Organics, Smithfield, NSW

General Comments

The analytical procedures used by ALS have been developed from established internationally recognised procedures such as those published by the USEPA, APHA, AS and NEPM. In house developed procedures are fully validated and are often at the client request.

Where moisture determination has been performed, results are reported on a dry weight basis.

Where a reported less than (<) result is higher than the LOR, this may be due to primary sample extract/digestate dilution and/or insufficient sample for analysis. Where the LOR of a reported result differs from standard LOR, this may be due to high moisture content, insufficient sample (reduced weight employed) or matrix interference.

Key : Anonymous = Refers to samples which are not specifically part of this work order but formed part of the QC process lot
CAS Number = CAS registry number from database maintained by Chemical Abstracts Services. The Chemical Abstracts Service is a division of the American Chemical Society.
LOR = Limit of reporting
RPD = Relative Percentage Difference
# = Indicates failed QC

Laboratory Duplicate (DUP) Report

The quality control term Laboratory Duplicate refers to a randomly selected intralaboratory split. Laboratory duplicates provide information regarding method precision and sample heterogeneity. The permitted ranges for the Relative Percent Deviation (RPD) of Laboratory Duplicates are specified in ALS Method QWI-EN/38 and are dependent on the magnitude of results in comparison to the level of reporting: Result < 10 times LOR: No Limit; Result between 10 and 20 times LOR: 0% - 50%; Result > 20 times LOR: 0% - 20%.

Sub-Matrix: **WATER**

				Laboratory Duplicate (DUP) Report					
Laboratory sample ID	Sample ID	Method: Compound	CAS Number	LOR	Unit	Original Result	Duplicate Result	RPD (%)	Acceptable RPD (%)
EP231E: Ether Sulfonic Acids (QC Lot: 5833824)									
ES2418140-001	0902_MW057_240524	EP231-EXT: Perfluoro(2-ethoxyethane)sulfonic acid (PFEESA)	113507-82-7	0.05	µg/L	<0.05	<0.05	0.0	No Limit
		EP231-EXT: 9-Chlorohexadecafluoro-3-oxanonane-1-sulfonic acid (9Cl-PF3ONS)	756426-58-1	0.05	µg/L	<0.05	<0.05	0.0	No Limit
		EP231-EXT: 11-Chloroeicosafluoro-3-oxaundecane-1-sulfonic acid (11Cl-PF3OUdS)	763051-92-9	0.05	µg/L	<0.05	<0.05	0.0	No Limit
EP231F: Ether Carboxylic Acids (QC Lot: 5833824)									
ES2418140-001	0902_MW057_240524	EP231-EXT: Tetrafluoro-2-(heptafluoropropoxy)propanoic acid (HFPO-DA / GenX)	13252-13-6	0.05	µg/L	<0.05	<0.05	0.0	No Limit
		EP231-EXT: Perfluoro-4-methoxybutanoic acid (PFMBA)	863090-89-5	0.05	µg/L	<0.05	<0.05	0.0	No Limit
		EP231-EXT: Perfluoro-3-methoxypropanoic acid (PFMPA)	377-73-1	0.05	µg/L	<0.05	<0.05	0.0	No Limit
		EP231-EXT: Nonafluoro-3,6-dioxaheptanoic acid (NFDHA)	151772-58-6	0.05	µg/L	<0.05	<0.05	0.0	No Limit
		EP231-EXT: Dodecafluoro-3H-4,8-dioxanonanoic acid (ADONA)	919005-14-4	0.05	µg/L	<0.05	<0.05	0.0	No Limit
EP231G: Fluorotelomer Carboxylic Acids (QC Lot: 5833824)									
ES2418140-001	0902_MW057_240524	EP231-EXT: 8:2 Fluorotelomer carboxylic acid (8:2 FTCA / FOEA)	27854-31-5	0.05	µg/L	<0.05	<0.05	0.0	No Limit

Sub-Matrix: **WATER**

Laboratory sample ID	Sample ID	Method: Compound	CAS Number	Laboratory Duplicate (DUP) Report LOR	Unit	Original Result	Duplicate Result	RPD (%)	Acceptable RPD (%)
EP231G: Fluorotelomer Carboxylic Acids (QC Lot: 5833824) - continued									
ES2418140-001	0902_MW057_240524	EP231-EXT: 7:3 Fluorotelomer carboxylic acid (7:3 FTCA)	812-70-4	0.05	µg/L	<0.05	<0.05	0.0	No Limit
		EP231-EXT: 6:2 Fluorotelomer carboxylic acid (6:2 FTCA / FHEA)	53826-12-3	0.05	µg/L	<0.05	<0.05	0.0	No Limit
		EP231-EXT: 5:3 Fluorotelomer carboxylic acid (5:3 FTCA)	914637-49-3	0.05	µg/L	<0.05	<0.05	0.0	No Limit
		EP231-EXT: 3:3 Fluorotelomer carboxylic acid (3:3 FTCA)	356-02-5	0.05	µg/L	<0.05	<0.05	0.0	No Limit
		EP231-EXT: 10:2 Fluorotelomer carboxylic acid (10:2 FTCA / FDEA)	53826-13-4	0.05	µg/L	<0.05	<0.05	0.0	No Limit
EP231H: Unsaturated Fluorotelomer Acids (QC Lot: 5833824)									
ES2418140-001	0902_MW057_240524	EP231-EXT: 8:2 Fluorotelomer unsaturated carboxylic acid (8:2 FTUCA / FOUEA)	70887-84-2	0.05	µg/L	<0.05	<0.05	0.0	No Limit
		EP231-EXT: 6:2 Fluorotelomer unsaturated carboxylic acid (6:2 FTUCA / FHUEA)	----	0.05	µg/L	<0.05	<0.05	0.0	No Limit
		EP231-EXT: 10:2 Fluorotelomer unsaturated carboxylic acid (10:2 FTUCA / FDUEA)	----	0.05	µg/L	<0.05	<0.05	0.0	No Limit
EP231I: Fluorotelomer Sulfonamides (QC Lot: 5833824)									
ES2418140-001	0902_MW057_240524	EP231-EXT: 6:2 Fluorotelomer sulfonamide alkylbetaine (6:2 FTAB)	34455-29-3	0.05	µg/L	<0.05	<0.05	0.0	No Limit
EP231J: Polyfluoralkyl Phosphate Esters (QC Lot: 5833824)									
ES2418140-001	0902_MW057_240524	EP231-EXT: 8:2 Polyfluoroalkyl phosphoric acid diester (8:2 diPAP)	----	0.125	µg/L	<0.125	<0.125	0.0	No Limit
		EP231-EXT: 6:2 Polyfluoroalkyl phosphoric acid diester (6:2 diPAP)	----	0.125	µg/L	<0.125	<0.125	0.0	No Limit
		EP231-EXT: 6:2 / 8:2 Polyfluoroalkyl phosphoric acid diester (6:2 / 8:2 diPAP)	----	0.125	µg/L	<0.125	<0.125	0.0	No Limit
EP231A: Perfluoroalkyl Sulfonic Acids (QC Lot: 5833823)									
ES2418140-001	0902_MW057_240524	EP231X: Perfluorohexane sulfonic acid (PFHxS)	355-46-4	0.01	µg/L	0.79	0.79	0.0	0% - 20%
		EP231X: Perfluorooctane sulfonic acid (PFOS)	1763-23-1	0.01	µg/L	0.17	0.18	0.0	0% - 50%
		EP231X: Perfluorobutane sulfonic acid (PFBS)	375-73-5	0.02	µg/L	0.11	0.11	0.0	No Limit
		EP231X: Perfluoropentane sulfonic acid (PFPeS)	2706-91-4	0.02	µg/L	0.10	0.10	0.0	No Limit
		EP231X: Perfluoroheptane sulfonic acid (PFHpS)	375-92-8	0.02	µg/L	<0.02	<0.02	0.0	No Limit
		EP231X: Perfluorodecane sulfonic acid (PFDS)	335-77-3	0.02	µg/L	<0.02	<0.02	0.0	No Limit
EP231A: Perfluoroalkyl Sulfonic Acids (QC Lot: 5833824)									
ES2418140-001	0902_MW057_240524	EP231-EXT: Perfluoropropane sulfonic acid (PFPrS)	423-41-6	0.05	µg/L	<0.05	<0.05	0.0	No Limit
		EP231-EXT: Perfluorononanesulfonic acid (PFNS)	68259-12-1	0.05	µg/L	<0.05	<0.05	0.0	No Limit

Sub-Matrix: **WATER**

Laboratory sample ID	Sample ID	Method: Compound	CAS Number	Laboratory Duplicate (DUP) Report LOR	Unit	Original Result	Duplicate Result	RPD (%)	Acceptable RPD (%)
EP231A: Perfluoroalkyl Sulfonic Acids (QC Lot: 5833824) - continued									
ES2418140-001	0902_MW057_240524	EP231-EXT: Perfluoro-4-ethylcyclohexanesulfonic acid (PFECHS)	67584-42-3	0.05	µg/L	<0.05	<0.05	0.0	No Limit
EP231B: Perfluoroalkyl Carboxylic Acids (QC Lot: 5833823)									
ES2418140-001	0902_MW057_240524	EP231X: Perfluorooctanoic acid (PFOA)	335-67-1	0.01	µg/L	0.07	0.07	0.0	No Limit
		EP231X: Perfluoropentanoic acid (PFPeA)	2706-90-3	0.02	µg/L	0.06	0.06	0.0	No Limit
		EP231X: Perfluorohexanoic acid (PFHxA)	307-24-4	0.02	µg/L	0.13	0.14	0.0	No Limit
		EP231X: Perfluoroheptanoic acid (PFHpA)	375-85-9	0.02	µg/L	0.03	0.03	0.0	No Limit
		EP231X: Perfluorononanoic acid (PFNA)	375-95-1	0.02	µg/L	<0.02	<0.02	0.0	No Limit
		EP231X: Perfluorodecanoic acid (PFDA)	335-76-2	0.02	µg/L	<0.02	<0.02	0.0	No Limit
		EP231X: Perfluoroundecanoic acid (PFUnDA)	2058-94-8	0.02	µg/L	<0.02	<0.02	0.0	No Limit
		EP231X: Perfluorododecanoic acid (PFDoDA)	307-55-1	0.02	µg/L	<0.02	<0.02	0.0	No Limit
		EP231X: Perfluorotridecanoic acid (PFTrDA)	72629-94-8	0.02	µg/L	<0.02	<0.02	0.0	No Limit
		EP231X: Perfluorotetradecanoic acid (PFTeDA)	376-06-7	0.05	µg/L	<0.05	<0.05	0.0	No Limit
		EP231X: Perfluorobutanoic acid (PFBA)	375-22-4	0.1	µg/L	0.1	0.1	0.0	No Limit
EP231C: Perfluoroalkyl Sulfonamides (QC Lot: 5833823)									
ES2418140-001	0902_MW057_240524	EP231X: Perfluorooctane sulfonamide (FOSA)	754-91-6	0.02	µg/L	<0.02	<0.02	0.0	No Limit
		EP231X: N-Methyl perfluorooctane sulfonamidoacetic acid (MeFOSAA)	2355-31-9	0.02	µg/L	<0.02	<0.02	0.0	No Limit
		EP231X: N-Ethyl perfluorooctane sulfonamidoacetic acid (EtFOSAA)	2991-50-6	0.02	µg/L	<0.02	<0.02	0.0	No Limit
		EP231X: N-Methyl perfluorooctane sulfonamide (MeFOSA)	31506-32-8	0.05	µg/L	<0.05	<0.05	0.0	No Limit
		EP231X: N-Ethyl perfluorooctane sulfonamide (EtFOSA)	4151-50-2	0.05	µg/L	<0.05	<0.05	0.0	No Limit
		EP231X: N-Methyl perfluorooctane sulfonamidoethanol (MeFOSE)	24448-09-7	0.05	µg/L	<0.05	<0.05	0.0	No Limit
		EP231X: N-Ethyl perfluorooctane sulfonamidoethanol (EtFOSE)	1691-99-2	0.05	µg/L	<0.05	<0.05	0.0	No Limit
EP231D: (n:2) Fluorotelomer Sulfonic Acids (QC Lot: 5833823)									
ES2418140-001	0902_MW057_240524	EP231X: 4:2 Fluorotelomer sulfonic acid (4:2 FTS)	757124-72-4	0.05	µg/L	<0.05	<0.05	0.0	No Limit
		EP231X: 6:2 Fluorotelomer sulfonic acid (6:2 FTS)	27619-97-2	0.05	µg/L	<0.05	<0.05	0.0	No Limit
		EP231X: 8:2 Fluorotelomer sulfonic acid (8:2 FTS)	39108-34-4	0.05	µg/L	<0.05	<0.05	0.0	No Limit
		EP231X: 10:2 Fluorotelomer sulfonic acid (10:2 FTS)	120226-60-0	0.05	µg/L	<0.05	<0.05	0.0	No Limit
EP231P: PFAS Sums (QC Lot: 5833823)									

Sub-Matrix: **WATER**

				Laboratory Duplicate (DUP) Report					
Laboratory sample ID	*Sample ID*	*Method: Compound*	*CAS Number*	*LOR*	*Unit*	*Original Result*	*Duplicate Result*	*RPD (%)*	*Acceptable RPD (%)*
EP231P: PFAS Sums (QC Lot: 5833823) - continued									
ES2418140-001	0902_MW057_240524	EP231X: Sum of PFAS	----	0.01	µg/L	1.60	1.63	1.9	0% - 20%

Method Blank (MB) and Laboratory Control Sample (LCS) Report

The quality control term Method / Laboratory Blank refers to an analyte free matrix to which all reagents are added in the same volumes or proportions as used in standard sample preparation. The purpose of this QC parameter is to monitor potential laboratory contamination. The quality control term Laboratory Control Sample (LCS) refers to a certified reference material, or a known interference free matrix spiked with target analytes. The purpose of this QC parameter is to monitor method precision and accuracy independent of sample matrix. Dynamic Recovery Limits are based on statistical evaluation of processed LCS.

Sub-Matrix: **WATER**

				Method Blank (MB) Report	Laboratory Control Spike (LCS) Report			
					Spike	Spike Recovery (%)	Acceptable Limits (%)	
Method: Compound	CAS Number	LOR	Unit	Result	Concentration	LCS	Low	High
EP231E: Ether Sulfonic Acids (QCLot: 5833824)								
EP231-EXT: Perfluoro(2-ethoxyethane)sulfonic acid (PFEESA)	113507-82-7	0.05	µg/L	<0.05	0.25 µg/L	84.0	60.0	130
EP231-EXT: 9-Chlorohexadecafluoro-3-oxanonane-1-sulfonic acid (9Cl-PF3ONS)	756426-58-1	0.05	µg/L	<0.05	0.25 µg/L	84.8	60.0	130
EP231-EXT: 11-Chloroeicosafluoro-3-oxaundecane-1-sulfonic acid (11Cl-PF3OUdS)	763051-92-9	0.05	µg/L	<0.05	0.25 µg/L	79.4	60.0	130
EP231F: Ether Carboxylic Acids (QCLot: 5833824)								
EP231-EXT: Tetrafluoro-2-(heptafluoropropoxy)propanoic acid (HFPO-DA / GenX)	13252-13-6	0.05	µg/L	<0.05	0.25 µg/L	110	60.0	130
EP231-EXT: Perfluoro-4-methoxybutanoic acid (PFMBA)	863090-89-5	0.05	µg/L	<0.05	0.25 µg/L	94.3	60.0	130
EP231-EXT: Perfluoro-3-methoxypropanoic acid (PFMPA)	377-73-1	0.05	µg/L	<0.05	0.25 µg/L	85.5	60.0	130
EP231-EXT: Nonafluoro-3,6-dioxaheptanoic acid (NFDHA)	151772-58-6	0.05	µg/L	<0.05	0.25 µg/L	94.5	60.0	130
EP231-EXT: Dodecafluoro-3H-4,8-dioxanonanoic acid (ADONA)	919005-14-4	0.05	µg/L	<0.05	0.25 µg/L	82.8	60.0	130
EP231G: Fluorotelomer Carboxylic Acids (QCLot: 5833824)								
EP231-EXT: 8:2 Fluorotelomer carboxylic acid (8:2 FTCA / FOEA)	27854-31-5	0.05	µg/L	<0.05	0.25 µg/L	102	60.0	130
EP231-EXT: 7:3 Fluorotelomer carboxylic acid (7:3 FTCA)	812-70-4	0.05	µg/L	<0.05	0.25 µg/L	79.8	60.0	130
EP231-EXT: 6:2 Fluorotelomer carboxylic acid (6:2 FTCA / FHEA)	53826-12-3	0.05	µg/L	<0.05	0.25 µg/L	90.4	60.0	130
EP231-EXT: 5:3 Fluorotelomer carboxylic acid (5:3 FTCA)	914637-49-3	0.05	µg/L	<0.05	0.25 µg/L	79.2	60.0	130
EP231-EXT: 3:3 Fluorotelomer carboxylic acid (3:3 FTCA)	356-02-5	0.05	µg/L	<0.05	0.25 µg/L	78.2	60.0	130
EP231-EXT: 10:2 Fluorotelomer carboxylic acid (10:2 FTCA / FDEA)	53826-13-4	0.05	µg/L	<0.05	0.25 µg/L	99.0	60.0	130
EP231H: Unsaturated Fluorotelomer Acids (QCLot: 5833824)								
EP231-EXT: 8:2 Fluorotelomer unsaturated carboxylic acid (8:2 FTUCA / FOUEA)	70887-84-2	0.05	µg/L	<0.05	0.25 µg/L	107	60.0	130
EP231-EXT: 6:2 Fluorotelomer unsaturated carboxylic acid (6:2 FTUCA / FHUEA)	----	0.05	µg/L	<0.05	0.25 µg/L	98.1	60.0	130
EP231-EXT: 10:2 Fluorotelomer unsaturated carboxylic acid (10:2 FTUCA / FDUEA)	----	0.05	µg/L	<0.05	0.25 µg/L	95.0	60.0	130
EP231I: Fluorotelomer Sulfonamides (QCLot: 5833824)								

Sub-Matrix: **WATER**

Method: Compound	CAS Number	LOR	Unit	Method Blank (MB) Report: Result	Laboratory Control Spike (LCS) Report: Spike Concentration	Spike Recovery (%): LCS	Acceptable Limits (%): Low	Acceptable Limits (%): High
EP231I: Fluorotelomer Sulfonamides (QCLot: 5833824) - continued								
EP231-EXT: 6:2 Fluorotelomer sulfonamide alkylbetaine (6:2 FTAB)	34455-29-3	0.05	µg/L	<0.05	0.25 µg/L	126	60.0	130
EP231J: Polyfluoralkyl Phosphate Esters (QCLot: 5833824)								
EP231-EXT: 8:2 Polyfluoroalkyl phosphoric acid diester (8:2 diPAP)	----	0.125	µg/L	<0.125	0.25 µg/L	84.4	60.0	130
EP231-EXT: 6:2 Polyfluoroalkyl phosphoric acid diester (6:2 diPAP)	----	0.125	µg/L	<0.125	0.25 µg/L	90.5	60.0	130
EP231-EXT: 6:2 / 8:2 Polyfluoroalkyl phosphoric acid diester (6:2 / 8:2 diPAP)	----	0.125	µg/L	<0.125	0.25 µg/L	84.9	60.0	130
EP231A: Perfluoroalkyl Sulfonic Acids (QCLot: 5833823)								
EP231X: Perfluorobutane sulfonic acid (PFBS)	375-73-5	0.02	µg/L	<0.02	0.25 µg/L	92.0	72.0	130
EP231X: Perfluoropentane sulfonic acid (PFPeS)	2706-91-4	0.02	µg/L	<0.02	0.25 µg/L	104	71.0	127
EP231X: Perfluorohexane sulfonic acid (PFHxS)	355-46-4	0.01	µg/L	<0.01	0.25 µg/L	91.0	68.0	131
EP231X: Perfluoroheptane sulfonic acid (PFHpS)	375-92-8	0.02	µg/L	<0.02	0.25 µg/L	97.8	69.0	134
EP231X: Perfluorooctane sulfonic acid (PFOS)	1763-23-1	0.01	µg/L	<0.01	0.25 µg/L	91.5	65.0	140
EP231X: Perfluorodecane sulfonic acid (PFDS)	335-77-3	0.02	µg/L	<0.02	0.25 µg/L	95.8	53.0	142
EP231A: Perfluoroalkyl Sulfonic Acids (QCLot: 5833824)								
EP231-EXT: Perfluoropropane sulfonic acid (PFPrS)	423-41-6	0.05	µg/L	<0.05	0.25 µg/L	97.7	60.0	130
EP231-EXT: Perfluorononanesulfonic acid (PFNS)	68259-12-1	0.05	µg/L	<0.05	0.25 µg/L	90.8	60.0	130
EP231-EXT: Perfluoro-4-ethylcyclohexanesulfonic acid (PFECHS)	67584-42-3	0.05	µg/L	<0.05	0.25 µg/L	93.5	60.0	130
EP231B: Perfluoroalkyl Carboxylic Acids (QCLot: 5833823)								
EP231X: Perfluorobutanoic acid (PFBA)	375-22-4	0.1	µg/L	<0.1	1.25 µg/L	91.9	73.0	129
EP231X: Perfluoropentanoic acid (PFPeA)	2706-90-3	0.02	µg/L	<0.02	0.25 µg/L	102	72.0	129
EP231X: Perfluorohexanoic acid (PFHxA)	307-24-4	0.02	µg/L	<0.02	0.25 µg/L	95.7	72.0	129
EP231X: Perfluoroheptanoic acid (PFHpA)	375-85-9	0.02	µg/L	<0.02	0.25 µg/L	96.3	72.0	130
EP231X: Perfluorooctanoic acid (PFOA)	335-67-1	0.01	µg/L	<0.01	0.25 µg/L	96.1	71.0	133
EP231X: Perfluorononanoic acid (PFNA)	375-95-1	0.02	µg/L	<0.02	0.25 µg/L	96.2	69.0	130
EP231X: Perfluorodecanoic acid (PFDA)	335-76-2	0.02	µg/L	<0.02	0.25 µg/L	95.5	71.0	129
EP231X: Perfluoroundecanoic acid (PFUnDA)	2058-94-8	0.02	µg/L	<0.02	0.25 µg/L	98.1	69.0	133
EP231X: Perfluorododecanoic acid (PFDoDA)	307-55-1	0.02	µg/L	<0.02	0.25 µg/L	104	72.0	134
EP231X: Perfluorotridecanoic acid (PFTrDA)	72629-94-8	0.02	µg/L	<0.02	0.25 µg/L	112	65.0	144
EP231X: Perfluorotetradecanoic acid (PFTeDA)	376-06-7	0.05	µg/L	<0.05	0.625 µg/L	106	71.0	132
EP231C: Perfluoroalkyl Sulfonamides (QCLot: 5833823)								
EP231X: Perfluorooctane sulfonamide (FOSA)	754-91-6	0.02	µg/L	<0.02	0.25 µg/L	103	67.0	137
EP231X: N-Methyl perfluorooctane sulfonamide (MeFOSA)	31506-32-8	0.05	µg/L	<0.05	0.625 µg/L	122	68.0	141

Sub-Matrix: **WATER**

Method: Compound	CAS Number	LOR	Unit	Method Blank (MB) Report: Result	Laboratory Control Spike (LCS) Report: Spike Concentration	Spike Recovery (%): LCS	Acceptable Limits (%): Low	Acceptable Limits (%): High
EP231C: Perfluoroalkyl Sulfonamides (QCLot: 5833823) - continued								
EP231X: N-Ethyl perfluorooctane sulfonamide (EtFOSA)	4151-50-2	0.05	µg/L	<0.05	0.625 µg/L	94.3	62.6	147
EP231X: N-Methyl perfluorooctane sulfonamidoethanol (MeFOSE)	24448-09-7	0.05	µg/L	<0.05	0.625 µg/L	93.1	66.0	145
EP231X: N-Ethyl perfluorooctane sulfonamidoethanol (EtFOSE)	1691-99-2	0.05	µg/L	<0.05	0.625 µg/L	95.9	57.6	145
EP231X: N-Methyl perfluorooctane sulfonamidoacetic acid (MeFOSAA)	2355-31-9	0.02	µg/L	<0.02	0.25 µg/L	95.9	65.0	136
EP231X: N-Ethyl perfluorooctane sulfonamidoacetic acid (EtFOSAA)	2991-50-6	0.02	µg/L	<0.02	0.25 µg/L	94.4	61.0	135
EP231D: (n:2) Fluorotelomer Sulfonic Acids (QCLot: 5833823)								
EP231X: 4:2 Fluorotelomer sulfonic acid (4:2 FTS)	757124-72-4	0.05	µg/L	<0.05	0.25 µg/L	85.6	63.0	143
EP231X: 6:2 Fluorotelomer sulfonic acid (6:2 FTS)	27619-97-2	0.05	µg/L	<0.05	0.25 µg/L	93.4	64.0	140
EP231X: 8:2 Fluorotelomer sulfonic acid (8:2 FTS)	39108-34-4	0.05	µg/L	<0.05	0.25 µg/L	76.4	67.0	138
EP231X: 10:2 Fluorotelomer sulfonic acid (10:2 FTS)	120226-60-0	0.05	µg/L	<0.05	0.25 µg/L	106	71.4	144

Matrix Spike (MS) Report

The quality control term Matrix Spike (MS) refers to an intralaboratory split sample spiked with a representative set of target analytes. The purpose of this QC parameter is to monitor potential matrix effects on analyte recoveries. Static Recovery Limits as per laboratory Data Quality Objectives (DQOs). Ideal recovery ranges stated may be waived in the event of sample matrix interference.

Sub-Matrix: **WATER**

Laboratory sample ID	Sample ID	Method: Compound	CAS Number	Matrix Spike (MS) Report: Spike Concentration	SpikeRecovery(%): MS	Acceptable Limits (%): Low	Acceptable Limits (%): High
EP231A: Perfluoroalkyl Sulfonic Acids (QCLot: 5833823)							
ES2418140-007	0902_QC306_240528	EP231X: Perfluorobutane sulfonic acid (PFBS)	375-73-5	0.25 µg/L	92.2	72.0	130
		EP231X: Perfluoropentane sulfonic acid (PFPeS)	2706-91-4	0.25 µg/L	106	71.0	127
		EP231X: Perfluorohexane sulfonic acid (PFHxS)	355-46-4	0.25 µg/L	93.4	68.0	131
		EP231X: Perfluoroheptane sulfonic acid (PFHpS)	375-92-8	0.25 µg/L	97.0	69.0	134
		EP231X: Perfluorooctane sulfonic acid (PFOS)	1763-23-1	0.25 µg/L	94.3	65.0	140
		EP231X: Perfluorodecane sulfonic acid (PFDS)	335-77-3	0.25 µg/L	91.1	53.0	142
EP231B: Perfluoroalkyl Carboxylic Acids (QCLot: 5833823)							
ES2418140-007	0902_QC306_240528	EP231X: Perfluorobutanoic acid (PFBA)	375-22-4	1.25 µg/L	92.0	73.0	129
		EP231X: Perfluoropentanoic acid (PFPeA)	2706-90-3	0.25 µg/L	97.9	72.0	129
		EP231X: Perfluorohexanoic acid (PFHxA)	307-24-4	0.25 µg/L	94.2	72.0	129
		EP231X: Perfluoroheptanoic acid (PFHpA)	375-85-9	0.25 µg/L	94.6	72.0	130
		EP231X: Perfluorooctanoic acid (PFOA)	335-67-1	0.25 µg/L	96.5	71.0	133
		EP231X: Perfluorononanoic acid (PFNA)	375-95-1	0.25 µg/L	98.1	69.0	130
		EP231X: Perfluorodecanoic acid (PFDA)	335-76-2	0.25 µg/L	97.1	71.0	129
		EP231X: Perfluoroundecanoic acid (PFUnDA)	2058-94-8	0.25 µg/L	95.0	69.0	133

Sub-Matrix: **WATER**

Laboratory sample ID	Sample ID	Method: Compound	CAS Number	Matrix Spike (MS) Report: Spike Concentration	SpikeRecovery(%) MS	Acceptable Limits (%) Low	High
EP231B: Perfluoroalkyl Carboxylic Acids (QCLot: 5833823) - continued							
ES2418140-007	0902_QC306_240528	EP231X: Perfluorododecanoic acid (PFDoDA)	307-55-1	0.25 µg/L	106	72.0	134
		EP231X: Perfluorotridecanoic acid (PFTrDA)	72629-94-8	0.25 µg/L	118	65.0	144
		EP231X: Perfluorotetradecanoic acid (PFTeDA)	376-06-7	0.625 µg/L	106	71.0	132
EP231C: Perfluoroalkyl Sulfonamides (QCLot: 5833823)							
ES2418140-007	0902_QC306_240528	EP231X: Perfluorooctane sulfonamide (FOSA)	754-91-6	0.25 µg/L	104	67.0	137
		EP231X: N-Methyl perfluorooctane sulfonamide (MeFOSA)	31506-32-8	0.625 µg/L	104	68.0	141
		EP231X: N-Ethyl perfluorooctane sulfonamide (EtFOSA)	4151-50-2	0.625 µg/L	86.1	62.6	147
		EP231X: N-Methyl perfluorooctane sulfonamidoethanol (MeFOSE)	24448-09-7	0.625 µg/L	96.6	66.0	145
		EP231X: N-Ethyl perfluorooctane sulfonamidoethanol (EtFOSE)	1691-99-2	0.625 µg/L	95.5	57.6	145
		EP231X: N-Methyl perfluorooctane sulfonamidoacetic acid (MeFOSAA)	2355-31-9	0.25 µg/L	101	65.0	136
		EP231X: N-Ethyl perfluorooctane sulfonamidoacetic acid (EtFOSAA)	2991-50-6	0.25 µg/L	100	61.0	135
EP231D: (n:2) Fluorotelomer Sulfonic Acids (QCLot: 5833823)							
ES2418140-007	0902_QC306_240528	EP231X: 4:2 Fluorotelomer sulfonic acid (4:2 FTS)	757124-72-4	0.25 µg/L	79.8	63.0	143
		EP231X: 6:2 Fluorotelomer sulfonic acid (6:2 FTS)	27619-97-2	0.25 µg/L	85.9	64.0	140
		EP231X: 8:2 Fluorotelomer sulfonic acid (8:2 FTS)	39108-34-4	0.25 µg/L	78.2	67.0	138
		EP231X: 10:2 Fluorotelomer sulfonic acid (10:2 FTS)	120226-60-0	0.25 µg/L	98.4	71.4	144

QA/QC Compliance Assessment to assist with Quality Review

Work Order	: **ES2418140**	Page	: 1 of 6
Amendment	: **1**		
Client	: **AECOM AUSTRALIA PTY LTD**	Laboratory	: Environmental Division Sydney
Contact	: [redacted]	Telephone	: [redacted]
Project	: NSW_0902_PFASOMP_24	Date Samples Received	: 31-May-2024
Site	: ----	Issue Date	: 18-Jul-2024
Sampler	: [redacted]	No. of samples received	: 7
Order number	: 60612562_5.1	No. of samples analysed	: 7

This report is automatically generated by the ALS LIMS through interpretation of the ALS Quality Control Report and several Quality Assurance parameters measured by ALS. This automated reporting highlights any non-conformances, facilitates faster and more accurate data validation and is designed to assist internal expert and external Auditor review. Many components of this report contribute to the overall DQO assessment and reporting for guideline compliance.

Brief method summaries and references are also provided to assist in traceability.

Summary of Outliers

Outliers : Quality Control Samples

This report highlights outliers flagged in the Quality Control (QC) Report.

- **NO Method Blank value outliers occur.**
- **NO Duplicate outliers occur.**
- **NO Laboratory Control outliers occur.**
- **NO Matrix Spike outliers occur.**
- **For all regular sample matrices, where applicable to the methodology, NO surrogate recovery outliers occur.**

Outliers : Analysis Holding Time Compliance

- **NO Analysis Holding Time Outliers exist.**

Outliers : Frequency of Quality Control Samples

- **Quality Control Sample Frequency Outliers exist - please see following pages for full details.**

Outliers : Frequency of Quality Control Samples

Matrix: **WATER**

Quality Control Sample Type		Count		Rate (%)		Quality Control Specification
Analytical Methods	Method	QC	Regular	Actual	Expected	
Matrix Spikes (MS)						
Extended Per- and Polyfluoroalkyl Substances (PFAS) by LCMSMS	EP231-EXT	0	7	0.00	5.00	NEPM 2013 B3 & ALS QC Standard

Analysis Holding Time Compliance

If samples are identified below as having been analysed or extracted outside of recommended holding times, this should be taken into consideration when interpreting results.

This report summarizes extraction / preparation and analysis times and compares each with ALS recommended holding times (referencing USEPA SW 846, APHA, AS and NEPM) based on the sample container provided. Dates reported represent first date of extraction or analysis and preclude subsequent dilutions and reruns. A listing of breaches (if any) is provided herein.

Holding time for leachate methods (e.g. TCLP) vary according to the analytes reported. Assessment compares the leach date with the shortest analyte holding time for the equivalent soil method. These are: organics 14 days, mercury 28 days & other metals 180 days. A recorded breach does not guarantee a breach for all non-volatile parameters.

Holding times for ***VOC in soils*** vary according to analytes of interest. Vinyl Chloride and Styrene holding time is 7 days; others 14 days. A recorded breach does not guarantee a breach for all VOC analytes and should be verified in case the reported breach is a false positive or Vinyl Chloride and Styrene are not key analytes of interest/concern.

Matrix: **WATER**

Evaluation: × = Holding time breach ; ✓ = Within holding time.

Method / *Container / Client Sample ID(s)*		*Sample Date*	*Extraction / Preparation*			*Analysis*		
			Date extracted	*Due for extraction*	*Evaluation*	*Date analysed*	*Due for analysis*	*Evaluation*
EP231A: Perfluoroalkyl Sulfonic Acids								
HDPE (no PTFE) (EP231-EXT) 0902_MW057_240524,	0902_QC108_240524	**24-May-2024**	**06-Jun-2024**	20-Nov-2024	✓	**11-Jun-2024**	20-Nov-2024	✓
HDPE (no PTFE) (EP231-EXT) 0902_QC305_240527		**27-May-2024**	**06-Jun-2024**	23-Nov-2024	✓	**11-Jun-2024**	23-Nov-2024	✓
HDPE (no PTFE) (EP231-EXT) 0902_MW143_240528, 0902_QC109_240528,	0902_MW144_240528, 0902_QC306_240528	**28-May-2024**	**06-Jun-2024**	24-Nov-2024	✓	**11-Jun-2024**	24-Nov-2024	✓
EP231B: Perfluoroalkyl Carboxylic Acids								
HDPE (no PTFE) (EP231X) 0902_MW057_240524,	0902_QC108_240524	**24-May-2024**	**06-Jun-2024**	20-Nov-2024	✓	**11-Jun-2024**	20-Nov-2024	✓
HDPE (no PTFE) (EP231X) 0902_QC305_240527		**27-May-2024**	**06-Jun-2024**	23-Nov-2024	✓	**11-Jun-2024**	23-Nov-2024	✓
HDPE (no PTFE) (EP231X) 0902_MW143_240528, 0902_QC109_240528,	0902_MW144_240528, 0902_QC306_240528	**28-May-2024**	**06-Jun-2024**	24-Nov-2024	✓	**11-Jun-2024**	24-Nov-2024	✓
EP231C: Perfluoroalkyl Sulfonamides								
HDPE (no PTFE) (EP231X) 0902_MW057_240524,	0902_QC108_240524	**24-May-2024**	**06-Jun-2024**	20-Nov-2024	✓	**11-Jun-2024**	20-Nov-2024	✓
HDPE (no PTFE) (EP231X) 0902_QC305_240527		**27-May-2024**	**06-Jun-2024**	23-Nov-2024	✓	**11-Jun-2024**	23-Nov-2024	✓
HDPE (no PTFE) (EP231X) 0902_MW143_240528, 0902_QC109_240528,	0902_MW144_240528, 0902_QC306_240528	**28-May-2024**	**06-Jun-2024**	24-Nov-2024	✓	**11-Jun-2024**	24-Nov-2024	✓

Matrix: **WATER**

Evaluation: × = Holding time breach ; ✓ = Within holding time.

Method / Container / Client Sample ID(s)		Sample Date	Extraction / Preparation			Analysis		
			Date extracted	Due for extraction	Evaluation	Date analysed	Due for analysis	Evaluation
EP231D: (n:2) Fluorotelomer Sulfonic Acids								
HDPE (no PTFE) (EP231X) 0902_MW057_240524,	0902_QC108_240524	**24-May-2024**	**06-Jun-2024**	20-Nov-2024	✓	**11-Jun-2024**	20-Nov-2024	✓
HDPE (no PTFE) (EP231X) 0902_QC305_240527		**27-May-2024**	**06-Jun-2024**	23-Nov-2024	✓	**11-Jun-2024**	23-Nov-2024	✓
HDPE (no PTFE) (EP231X) 0902_MW143_240528, 0902_QC109_240528,	0902_MW144_240528, 0902_QC306_240528	**28-May-2024**	**06-Jun-2024**	24-Nov-2024	✓	**11-Jun-2024**	24-Nov-2024	✓
EP231E: Ether Sulfonic Acids								
HDPE (no PTFE) (EP231-EXT) 0902_MW057_240524,	0902_QC108_240524	**24-May-2024**	**06-Jun-2024**	20-Nov-2024	✓	**11-Jun-2024**	20-Nov-2024	✓
HDPE (no PTFE) (EP231-EXT) 0902_QC305_240527		**27-May-2024**	**06-Jun-2024**	23-Nov-2024	✓	**11-Jun-2024**	23-Nov-2024	✓
HDPE (no PTFE) (EP231-EXT) 0902_MW143_240528, 0902_QC109_240528,	0902_MW144_240528, 0902_QC306_240528	**28-May-2024**	**06-Jun-2024**	24-Nov-2024	✓	**11-Jun-2024**	24-Nov-2024	✓
EP231F: Ether Carboxylic Acids								
HDPE (no PTFE) (EP231-EXT) 0902_MW057_240524,	0902_QC108_240524	**24-May-2024**	**06-Jun-2024**	20-Nov-2024	✓	**11-Jun-2024**	20-Nov-2024	✓
HDPE (no PTFE) (EP231-EXT) 0902_QC305_240527		**27-May-2024**	**06-Jun-2024**	23-Nov-2024	✓	**11-Jun-2024**	23-Nov-2024	✓
HDPE (no PTFE) (EP231-EXT) 0902_MW143_240528, 0902_QC109_240528,	0902_MW144_240528, 0902_QC306_240528	**28-May-2024**	**06-Jun-2024**	24-Nov-2024	✓	**11-Jun-2024**	24-Nov-2024	✓
EP231G: Fluorotelomer Carboxylic Acids								
HDPE (no PTFE) (EP231-EXT) 0902_MW057_240524,	0902_QC108_240524	**24-May-2024**	**06-Jun-2024**	20-Nov-2024	✓	**11-Jun-2024**	20-Nov-2024	✓
HDPE (no PTFE) (EP231-EXT) 0902_QC305_240527		**27-May-2024**	**06-Jun-2024**	23-Nov-2024	✓	**11-Jun-2024**	23-Nov-2024	✓
HDPE (no PTFE) (EP231-EXT) 0902_MW143_240528, 0902_QC109_240528,	0902_MW144_240528, 0902_QC306_240528	**28-May-2024**	**06-Jun-2024**	24-Nov-2024	✓	**11-Jun-2024**	24-Nov-2024	✓
EP231H: Unsaturated Fluorotelomer Acids								
HDPE (no PTFE) (EP231-EXT) 0902_MW057_240524,	0902_QC108_240524	**24-May-2024**	**06-Jun-2024**	20-Nov-2024	✓	**11-Jun-2024**	20-Nov-2024	✓
HDPE (no PTFE) (EP231-EXT) 0902_QC305_240527		**27-May-2024**	**06-Jun-2024**	23-Nov-2024	✓	**11-Jun-2024**	23-Nov-2024	✓
HDPE (no PTFE) (EP231-EXT) 0902_MW143_240528, 0902_QC109_240528,	0902_MW144_240528, 0902_QC306_240528	**28-May-2024**	**06-Jun-2024**	24-Nov-2024	✓	**11-Jun-2024**	24-Nov-2024	✓

Matrix: **WATER**

Evaluation: × = Holding time breach ; ✓ = Within holding time.

Method / Container / Client Sample ID(s)		Sample Date	Extraction / Preparation			Analysis		
			Date extracted	Due for extraction	Evaluation	Date analysed	Due for analysis	Evaluation
EP231I: Fluorotelomer Sulfonamides								
HDPE (no PTFE) (EP231-EXT) 0902_MW057_240524,	0902_QC108_240524	**24-May-2024**	**06-Jun-2024**	20-Nov-2024	✓	**11-Jun-2024**	20-Nov-2024	✓
HDPE (no PTFE) (EP231-EXT) 0902_QC305_240527		**27-May-2024**	**06-Jun-2024**	23-Nov-2024	✓	**11-Jun-2024**	23-Nov-2024	✓
HDPE (no PTFE) (EP231-EXT) 0902_MW143_240528, 0902_QC109_240528,	0902_MW144_240528, 0902_QC306_240528	**28-May-2024**	**06-Jun-2024**	24-Nov-2024	✓	**11-Jun-2024**	24-Nov-2024	✓
EP231J: Polyfluoralkyl Phosphate Esters								
HDPE (no PTFE) (EP231-EXT) 0902_MW057_240524,	0902_QC108_240524	**24-May-2024**	**06-Jun-2024**	20-Nov-2024	✓	**11-Jun-2024**	20-Nov-2024	✓
HDPE (no PTFE) (EP231-EXT) 0902_QC305_240527		**27-May-2024**	**06-Jun-2024**	23-Nov-2024	✓	**11-Jun-2024**	23-Nov-2024	✓
HDPE (no PTFE) (EP231-EXT) 0902_MW143_240528, 0902_QC109_240528,	0902_MW144_240528, 0902_QC306_240528	**28-May-2024**	**06-Jun-2024**	24-Nov-2024	✓	**11-Jun-2024**	24-Nov-2024	✓
EP231P: PFAS Sums								
HDPE (no PTFE) (EP231X) 0902_MW057_240524,	0902_QC108_240524	**24-May-2024**	**06-Jun-2024**	20-Nov-2024	✓	**11-Jun-2024**	20-Nov-2024	✓
HDPE (no PTFE) (EP231X) 0902_QC305_240527		**27-May-2024**	**06-Jun-2024**	23-Nov-2024	✓	**11-Jun-2024**	23-Nov-2024	✓
HDPE (no PTFE) (EP231X) 0902_MW143_240528, 0902_QC109_240528,	0902_MW144_240528, 0902_QC306_240528	**28-May-2024**	**06-Jun-2024**	24-Nov-2024	✓	**11-Jun-2024**	24-Nov-2024	✓

Quality Control Parameter Frequency Compliance

The following report summarises the frequency of laboratory QC samples analysed within the analytical lot(s) in which the submitted sample(s) was(were) processed. Actual rate should be greater than or equal to the expected rate. A listing of breaches is provided in the Summary of Outliers.

Matrix: **WATER**

Evaluation: × = Quality Control frequency not within specification ; ✓ = Quality Control frequency within specification.

Quality Control Sample Type		Count		Rate (%)			Quality Control Specification
Analytical Methods	*Method*	*QC*	*Regular*	***Actual***	***Expected***	*Evaluation*	
Laboratory Duplicates (DUP)							
Extended Per- and Polyfluoroalkyl Substances (PFAS) by LCMSMS	EP231-EXT	1	7	**14.29**	**10.00**	✓	NEPM 2013 B3 & ALS QC Standard
Per- and Polyfluoroalkyl Substances (PFAS) by LCMSMS	EP231X	1	7	**14.29**	**10.00**	✓	NEPM 2013 B3 & ALS QC Standard
Laboratory Control Samples (LCS)							
Extended Per- and Polyfluoroalkyl Substances (PFAS) by LCMSMS	EP231-EXT	1	7	**14.29**	**5.00**	✓	NEPM 2013 B3 & ALS QC Standard
Per- and Polyfluoroalkyl Substances (PFAS) by LCMSMS	EP231X	1	7	**14.29**	**5.00**	✓	NEPM 2013 B3 & ALS QC Standard
Method Blanks (MB)							
Extended Per- and Polyfluoroalkyl Substances (PFAS) by LCMSMS	EP231-EXT	1	7	**14.29**	**5.00**	✓	NEPM 2013 B3 & ALS QC Standard
Per- and Polyfluoroalkyl Substances (PFAS) by LCMSMS	EP231X	1	7	**14.29**	**5.00**	✓	NEPM 2013 B3 & ALS QC Standard
Matrix Spikes (MS)							
Extended Per- and Polyfluoroalkyl Substances (PFAS) by LCMSMS	EP231-EXT	0	7	**0.00**	**5.00**	×	NEPM 2013 B3 & ALS QC Standard
Per- and Polyfluoroalkyl Substances (PFAS) by LCMSMS	EP231X	1	7	**14.29**	**5.00**	✓	NEPM 2013 B3 & ALS QC Standard

Brief Method Summaries

The analytical procedures used by the Environmental Division have been developed from established internationally recognized procedures such as those published by the US EPA, APHA, AS and NEPM. In house developed procedures are employed in the absence of documented standards or by client request. The following report provides brief descriptions of the analytical procedures employed for results reported in the Certificate of Analysis. Sources from which ALS methods have been developed are provided within the Method Descriptions.

Analytical Methods	*Method*	*Matrix*	*Method Descriptions*
Extended Per- and Polyfluoroalkyl Substances (PFAS) by LCMSMS	EP231-EXT	WATER	In-house: Analysis of fresh and saline waters by Solid Phase Extraction (SPE) followed by LC-Electrospray-MS-MS, Negative Mode using MRM and internal standard quantitation. Isotopically labelled analogues of target analytes used as internal standards and surrogates are added to the sample container. The entire contents are transferred to a solid phase extraction (SPE) cartridge. The sample container is successively rinsed with aliquots of the elution solvent. The eluted extract is combined with an equal volume of reagent water and a portion is filtered for analysis. Method procedures and data quality objectives conform to US DoD QSM 5.3, table B-15 requirements.
Per- and Polyfluoroalkyl Substances (PFAS) by LCMSMS	EP231X	WATER	In-house: Analysis of fresh and saline waters by Solid Phase Extraction (SPE) followed by LC-Electrospray-MS-MS, Negative Mode using MRM and internal standard quantitation. Isotopically labelled analogues of target analytes used as internal standards and surrogates are added to the sample container. The entire contents are transferred to a solid phase extraction (SPE) cartridge. The sample container is successively rinsed with aliquots of the elution solvent. The eluted extract is combined with an equal volume of reagent water and a portion is filtered for analysis. Method procedures and data quality objectives conform to US DoD QSM 5.4, table B-15 requirements.

Preparation Methods	*Method*	*Matrix*	*Method Descriptions*
Solid Phase Extraction (SPE) for PFAS in water	ORG72	WATER	In-house: Isotopically labelled analogues of target analytes used as internal standards and surrogates are added to the sample container. The entire contents are transferred to a solid phase extraction (SPE) cartridge. The sample container is successively rinsed with aliquots of the elution solvent. The eluted extract is combined with an equal volume of reagent water and a portion is filtered for analysis. Method procedures conform to US DoD QSM 5.3, table B-15 requirements.

SAMPLE RECEIPT NOTIFICATION (SRN)

Work Order : **ES2418140**
Amendment : **1**

Client	: **AECOM AUSTRALIA PTY LTD**	Laboratory	: Environmental Division Sydney
Contact	: [redacted]	Contact	: [redacted]
Address	: LEVEL 21 420 GEORGE STREET SYDNEY NSW, AUSTRALIA 2000	Address	: 277-289 Woodpark Road Smithfield NSW Australia 2164
E-mail	: [redacted]	E-mail	: [redacted]
Telephone	: [redacted]	Telephone	: [redacted]
Facsimile	: [redacted]	Facsimile	: [redacted]
Project	: NSW_0902_PFASOMP_24	Page	: 1 of 3
Order number	: 60612562_5.1	Quote number	: EP2023AECOMAU0010 (EN/004/23)
C-O-C number	: ----	QC Level	: NEPM 2013 B3 & ALS QC Standard
Site	: ----		
Sampler	: [redacted]		

Dates

Date Samples Received	: 31-May-2024 18:40	Issue Date	: 18-Jul-2024
Client Requested Due Date	: 11-Jun-2024	Scheduled Reporting Date	: **11-Jun-2024**

Delivery Details

Mode of Delivery	: Client Drop Off	Security Seal	: Not Available
No. of coolers/boxes	: 4	Temperature	: 5.0'C, 4.7'C, 6.1'C - Ice present
Receipt Detail	: Hard Esky	No. of samples received / analysed	: 7 / 7

General Comments

- This report contains the following information:
  - Sample Container(s)/Preservation Non-Compliances
  - Summary of Sample(s) and Requested Analysis
  - Proactive Holding Time Report
  - Requested Deliverables
- **Please refer to the Proactive Holding Time Report table below which summarises breaches of recommended holding times that have occurred prior to samples/instructions being received at the laboratory. The laboratory will process these samples unless instructions are received from you indicating you do not wish to proceed. The absence of this summary table indicates that all samples have been received within the recommended holding times for the analysis requested.**
- **18/07/2024: This is an updated SRN reflecting the change in sample ID for samples ES2418140-001, 003 to 007.**
- Please direct any queries you have regarding this work order to the above ALS laboratory contact.
- Analytical work for this work order will be conducted at ALS Sydney.
- Sample Disposal - Aqueous (3 weeks), Solid (2 months ± 1 week) from receipt of samples.
- Please be aware that APHA/NEPM recommends water and soil samples be chilled to less than or equal to 6°C for chemical analysis, and less than or equal to 10°C but unfrozen for Microbiological analysis. Where samples are received above this temperature, it should be taken into consideration when interpreting results. Refer to ALS EnviroMail 85 for ALS recommendations of the best practice for chilling samples after sampling and for maintaining a cool temperature during transit.

Sample Container(s)/Preservation Non-Compliances

All comparisons are made against pretreatment/preservation AS, APHA, USEPA standards.

- **No sample container / preservation non-compliance exists.**

Summary of Sample(s) and Requested Analysis

Some items described below may be part of a laboratory process necessary for the execution of client requested tasks. Packages may contain additional analyses, such as the determination of moisture content and preparation tasks, that are included in the package.
If no sampling time is provided, the sampling time will default 00:00 on the date of sampling. If no sampling date is provided, the sampling date will be assumed by the laboratory and displayed in brackets without a time component

Matrix: **WATER**

Laboratory sample ID	Sampling date / time	Sample ID	WATER - EP231-EXT PFAS Extended Suite (extra analytes only)	WATER - EP231X PFAS - Full Suite (31 analytes)
ES2418140-001	24-May-2024 10:40	0902_MW057_240524	✓	✓
ES2418140-002	28-May-2024 11:10	0902_MW143_240528	✓	✓
ES2418140-003	28-May-2024 12:10	0902_MW144_240528	✓	✓
ES2418140-004	24-May-2024 10:40	0902_QC108_240524	✓	✓
ES2418140-005	28-May-2024 12:10	0902_QC109_240528	✓	✓
ES2418140-006	27-May-2024 16:05	0902_QC305_240527	✓	✓
ES2418140-007	28-May-2024 12:30	0902_QC306_240528	✓	✓

Proactive Holding Time Report

Sample(s) have been received within the recommended holding times for the requested analysis.

Requested Deliverables

ACCOUNTS PAYABLE

- A4 - AU Tax Invoice (INV) Email [redacted]
- Chain of Custody (CoC) (COC) Email [redacted]

DERP ESDAT REPORTS

- *AU Certificate of Analysis - NATA (COA) Email [redacted]
- *AU Interpretive QC Report - DEFAULT (Anon QCI Rep) (QCI) Email [redacted]
- *AU QC Report - DEFAULT (Anon QC Rep) - NATA (QC) Email [redacted]
- A4 - AU Sample Receipt Notification - Environmental HT (SRN) Email [redacted]
- Chain of Custody (CoC) (COC) Email [redacted]
- EDI Format - ESDAT (ESDAT) Email [redacted]

[redacted]

- *AU Certificate of Analysis - NATA (COA) Email [redacted]
- *AU Interpretive QC Report - DEFAULT (Anon QCI Rep) (QCI) Email [redacted]
- *AU QC Report - DEFAULT (Anon QC Rep) - NATA (QC) Email [redacted]
- A4 - AU Sample Receipt Notification - Environmental HT (SRN) Email [redacted]
- A4 - AU Tax Invoice (INV) Email [redacted]
- Chain of Custody (CoC) (COC) Email [redacted]
- EDI Format - ESDAT (ESDAT) Email [redacted]

[redacted]

- *AU Certificate of Analysis - NATA (COA) Email [redacted]
- *AU Interpretive QC Report - DEFAULT (Anon QCI Rep) (QCI) Email [redacted]
- *AU QC Report - DEFAULT (Anon QC Rep) - NATA (QC) Email [redacted]
- A4 - AU Sample Receipt Notification - Environmental HT (SRN) Email [redacted]
- Chain of Custody (CoC) (COC) Email [redacted]
- EDI Format - EQUIS V5 AECOM (EQUIS_V5_AECOM) Email [redacted]
- EDI Format - ESDAT (ESDAT) Email [redacted]

[redacted]

- *AU Certificate of Analysis - NATA (COA) Email [redacted]
- *AU Interpretive QC Report - DEFAULT (Anon QCI Rep) (QCI) Email [redacted]
- *AU QC Report - DEFAULT (Anon QC Rep) - NATA (QC) Email [redacted]
- A4 - AU Sample Receipt Notification - Environmental HT (SRN) Email [redacted]
- Chain of Custody (CoC) (COC) Email [redacted]
- EDI Format - ESDAT (ESDAT) Email [redacted]

[redacted]

- *AU Certificate of Analysis - NATA (COA) Email [redacted]
- *AU Interpretive QC Report - DEFAULT (Anon QCI Rep) (QCI) Email [redacted]
- *AU QC Report - DEFAULT (Anon QC Rep) - NATA (QC) Email [redacted]
- A4 - AU Sample Receipt Notification - Environmental HT (SRN) Email [redacted]
- Chain of Custody (CoC) (COC) Email [redacted]
- EDI Format - ESDAT (ESDAT) Email [redacted]

CHAIN OF CUSTODY FORM

AECOMAECOMAECOMAECOMAECOMAECOMAECOMAECOM

[Copyright and Confidential]

Environmental Division
Sydney
Work Order Reference
ES2418140

Company:	AECOM	Client Project Name/Number/Site etc (ie report title):	NSW_0902_PFASOMP_24
Contact Person:	[redacted]		
Project Mgr:	[redacted]	PO No. (if applicable):	[redacted]
Sampler:	[redacted]		
Address:	Level 6, 420 George St, Sydney, NSW, 2000	Date results required:	Or choose: ☑ Standard ☐ Same Day ☐ 1 day ☐ 2 day ☐ 3 day
Phone:	Mob: [redacted]	Note: Inform lab in advance if urgent turnaround is required - surcharges apply	
Email Results to:	[redacted]	Additional report format:	☑ Esdat ☐ Equis
Email Invoice to:	[redacted]	Lab Comments:	

Sample information					Tests Required																	Comments
Sample ID (Lab use only)	Client Sample ID or Information	Depth	Date Sampled	Type of Sample	PFAS Extended Suite - Routine Level																	Provide as much information about the sample as you can
1	0902_MW057_240524	-	24/05/2024	10:40AM	X																	
2	0902_MW143_240528	-	28/05/2024	11:10AM	X																	
3	0902_MW144_240528	-	28/05/2024	12:10PM	X																	
4	0902_QC108_240524	-	24/05/2024	10:40AM	X																	
5	0902_QC109_240528	-	28/05/2024	12:10PM	X																	
6	0902_QC305_240527	-	27/05/2024	04:05PM	X																	
7	0902_QC306_240528	-	28/05/2024	12:30PM	X																	
	END COC																					

☐ *Please tick the box if observed settled sediment present in water samples is to be included in the extraction and/or analysis*

Relinquished by (Company): AECOM		Received by (Company): ALS		Lab Use Only	
Print Name:	[redacted]	Print Name:	[redacted]	Job number:	Cooling: Ice / Ice pack / None
Date & Time:	31/05/2024 @	Date & Time:	31/5/24 1840	Temperature:	Security seal: Intact / Broken / None
Signature:		Signature:	[redacted]	TAT Req - SAME day / 1 / 2 / 3 / 4 / STD	

Please send ESdat files to DERP.labreports@esdat.com.au and ensure that the files use the PROJECT NAME

CERTIFICATE OF ANALYSIS

Work Order	: **ES2419506**	Page	: 1 of 19
Amendment	: **1**		
Client	: **AECOM AUSTRALIA PTY LTD**	Laboratory	: Environmental Division Sydney
Contact	: [redacted]	Contact	: [redacted]
Address	: LEVEL 21 420 GEORGE STREET SYDNEY NSW, AUSTRALIA 2000	Address	: 277-289 Woodpark Road Smithfield NSW Australia 2164
Telephone	: ----	Telephone	: [redacted]
Project	: NSW_0902_PFASOMP_24	Date Samples Received	: 14-Jun-2024 12:10
Order number	: 60612562_5.1	Date Analysis Commenced	: 18-Jun-2024
C-O-C number	: 67885	Issue Date	: 18-Jul-2024 13:07
Sampler	: [redacted]		
Site	: 0902 [redacted]		
Quote number	: SY/139/19 v4 60612562_5.1		
No. of samples received	: 30		
No. of samples analysed	: 30		

Accreditation No. 825
Accredited for compliance with
ISO/IEC 17025 - Testing

This report supersedes any previous report(s) with this reference. Results apply to the sample(s) as submitted, unless the sampling was conducted by ALS. This document shall not be reproduced, except in full.

This Certificate of Analysis contains the following information:

- General Comments
- Analytical Results
- Surrogate Control Limits

Additional information pertinent to this report will be found in the following separate attachments: Quality Control Report, QA/QC Compliance Assessment to assist with Quality Review and Sample Receipt Notification.

Signatories

This document has been electronically signed by the authorized signatories below. Electronic signing is carried out in compliance with procedures specified in 21 CFR Part 11.

Signatories	*Position*	*Accreditation Category*
[redacted]	Organic Chemist	Sydney Organics, Smithfield, NSW
[redacted]	Inorganic Chemist	Sydney Inorganics, Smithfield, NSW

General Comments

The analytical procedures used by ALS have been developed from established internationally recognised procedures such as those published by the USEPA, APHA, AS and NEPM. In house developed procedures are fully validated and are often at the client request.

Where moisture determination has been performed, results are reported on a dry weight basis.

Where a reported less than (<) result is higher than the LOR, this may be due to primary sample extract/digestate dilution and/or insufficient sample for analysis.

Where the LOR of a reported result differs from standard LOR, this may be due to high moisture content, insufficient sample (reduced weight employed) or matrix interference.

When sampling time information is not provided by the client, sampling dates are shown without a time component. In these instances, the time component has been assumed by the laboratory for processing purposes.

Where a result is required to meet compliance limits the associated uncertainty must be considered. Refer to the ALS Contract for details.

Key : CAS Number = CAS registry number from database maintained by Chemical Abstracts Services. The Chemical Abstracts Service is a division of the American Chemical Society.
LOR = Limit of reporting
^ = This result is computed from individual analyte detections at or above the level of reporting
ø = ALS is not NATA accredited for these tests.
~ = Indicates an estimated value.

- EP231X - Per- and Polyfluoroalkyl Substances (PFAS): Samples received in 20mL or 125mL bottles have been tested in accordance with the QSM5.4 compliant, NATA accredited method. 60mL or 250mL bottles have been tested to the legacy QSM 5.1 aligned, NATA accredited method.
- Amendment (18/07/2024): This report has been amended to change the sampling date and time for samples ES2419506-001-028 and 030. All analysis results are as per the previous report.
- EP231: Stable isotope enriched internal standards are added to samples prior to extraction. Target compounds have a direct analogous internal standard with the exception of PFPeS, PFHpA, PFDS, PFTrDA and 10:2 FTS. These compounds use an internal standard that is chemically related and has a retention time close to that of the target compound. The DQO for internal standard response is 50-150% of that established at initial calibration or as per tables in USEPA 1633 where listed. PFOS is quantified using a certified, traceable standard consisting of linear and branched PFOS isomers. These practices are in line with recommendations in the National Environmental Management Plan for PFAS and also conform to QSM 5.4 (US DoD) requirements.
- EP231: Stable isotope enriched internal standards are added to samples prior to extraction. Target compounds have a direct analogous internal standard with the exception of PFPeS, PFHpA, PFDS, PFTrDA and 10:2 FTS. These compounds use an internal standard that is chemically related and has a retention time close to that of the target compound. The DQO for internal standard response is 50-150% of that established at initial calibration or as per USEPA 1633 limits where LISTED. PFOS is quantified using a certified, traceable standard consisting of linear and branched PFOS isomers. These practices are in line with recommendations in the National Environmental Management Plan for PFAS and also conform to QSM 5.4 (US DoD) requirements.

Analytical Results

Sub-Matrix: GROUNDWATER (Matrix: WATER)			Sample ID	0902_MW001_240613	0902_MW002_240613	0902_MW004_240613	0902_MW005_240613	0902_MW015_240613
			Sampling date / time	13-Jun-2024 12:47	13-Jun-2024 11:57	13-Jun-2024 10:46	13-Jun-2024 10:07	13-Jun-2024 14:45
Compound	CAS Number	LOR	Unit	ES2419506-001	ES2419506-002	ES2419506-003	ES2419506-004	ES2419506-005
				Result	Result	Result	Result	Result
EP231A: Perfluoroalkyl Sulfonic Acids								
Perfluorobutane sulfonic acid (PFBS)	375-73-5	0.02	µg/L	<0.02	<0.02	<0.02	<0.02	**0.29**
Perfluoropentane sulfonic acid (PFPeS)	2706-91-4	0.02	µg/L	<0.02	<0.02	<0.02	<0.02	**0.34**
Perfluorohexane sulfonic acid (PFHxS)	355-46-4	0.01	µg/L	**0.04**	<0.01	<0.01	**0.02**	**2.18**
Perfluoroheptane sulfonic acid (PFHpS)	375-92-8	0.02	µg/L	<0.02	<0.02	<0.02	<0.02	**0.10**
Perfluorooctane sulfonic acid (PFOS)	1763-23-1	0.01	µg/L	<0.01	<0.01	<0.01	**0.06**	**2.23**
Perfluorodecane sulfonic acid (PFDS)	335-77-3	0.02	µg/L	<0.02	<0.02	<0.02	<0.02	<0.02
EP231B: Perfluoroalkyl Carboxylic Acids								
Perfluorobutanoic acid (PFBA)	375-22-4	0.1	µg/L	<0.1	<0.1	<0.1	<0.1	<0.1
Perfluoropentanoic acid (PFPeA)	2706-90-3	0.02	µg/L	<0.02	<0.02	<0.02	<0.02	**0.06**
Perfluorohexanoic acid (PFHxA)	307-24-4	0.02	µg/L	<0.02	<0.02	<0.02	<0.02	**0.29**
Perfluoroheptanoic acid (PFHpA)	375-85-9	0.02	µg/L	<0.02	<0.02	<0.02	<0.02	**0.04**
Perfluorooctanoic acid (PFOA)	335-67-1	0.01	µg/L	<0.01	<0.01	<0.01	<0.01	**0.08**
Perfluorononanoic acid (PFNA)	375-95-1	0.02	µg/L	<0.02	<0.02	<0.02	<0.02	<0.02
Perfluorodecanoic acid (PFDA)	335-76-2	0.02	µg/L	<0.02	<0.02	<0.02	<0.02	<0.02
Perfluoroundecanoic acid (PFUnDA)	2058-94-8	0.02	µg/L	<0.02	<0.02	<0.02	<0.02	<0.02
Perfluorododecanoic acid (PFDoDA)	307-55-1	0.02	µg/L	<0.02	<0.02	<0.02	<0.02	<0.02
Perfluorotridecanoic acid (PFTrDA)	72629-94-8	0.02	µg/L	<0.02	<0.02	<0.02	<0.02	<0.02
Perfluorotetradecanoic acid (PFTeDA)	376-06-7	0.05	µg/L	<0.05	<0.05	<0.05	<0.05	<0.05
EP231C: Perfluoroalkyl Sulfonamides								
Perfluorooctane sulfonamide (FOSA)	754-91-6	0.02	µg/L	<0.02	<0.02	<0.02	<0.02	<0.02
N-Methyl perfluorooctane sulfonamide (MeFOSA)	31506-32-8	0.05	µg/L	<0.05	<0.05	<0.05	<0.05	<0.05

Analytical Results

Sub-Matrix: GROUNDWATER (Matrix: WATER)			Sample ID	0902_MW001_240613	0902_MW002_240613	0902_MW004_240613	0902_MW005_240613	0902_MW015_240613
			Sampling date / time	13-Jun-2024 12:47	13-Jun-2024 11:57	13-Jun-2024 10:46	13-Jun-2024 10:07	13-Jun-2024 14:45
Compound	CAS Number	LOR	Unit	ES2419506-001	ES2419506-002	ES2419506-003	ES2419506-004	ES2419506-005
				Result	Result	Result	Result	Result
EP231C: Perfluoroalkyl Sulfonamides - Continued								
N-Ethyl perfluorooctane sulfonamide (EtFOSA)	4151-50-2	0.05	µg/L	<0.05	<0.05	<0.05	<0.05	<0.05
N-Methyl perfluorooctane sulfonamidoethanol (MeFOSE)	24448-09-7	0.05	µg/L	<0.05	<0.05	<0.05	<0.05	<0.05
N-Ethyl perfluorooctane sulfonamidoethanol (EtFOSE)	1691-99-2	0.05	µg/L	<0.05	<0.05	<0.05	<0.05	<0.05
N-Methyl perfluorooctane sulfonamidoacetic acid (MeFOSAA)	2355-31-9	0.02	µg/L	<0.02	<0.02	<0.02	<0.02	<0.02
N-Ethyl perfluorooctane sulfonamidoacetic acid (EtFOSAA)	2991-50-6	0.02	µg/L	<0.02	<0.02	<0.02	<0.02	<0.02
EP231D: (n:2) Fluorotelomer Sulfonic Acids								
4:2 Fluorotelomer sulfonic acid (4:2 FTS)	757124-72-4	0.05	µg/L	<0.05	<0.05	<0.05	<0.05	<0.05
6:2 Fluorotelomer sulfonic acid (6:2 FTS)	27619-97-2	0.05	µg/L	<0.05	<0.05	<0.05	<0.05	<0.05
8:2 Fluorotelomer sulfonic acid (8:2 FTS)	39108-34-4	0.05	µg/L	<0.05	<0.05	<0.05	<0.05	<0.05
10:2 Fluorotelomer sulfonic acid (10:2 FTS)	120226-60-0	0.05	µg/L	<0.05	<0.05	<0.05	<0.05	<0.05
EP231P: PFAS Sums								
Sum of PFAS	----	0.01	µg/L	**0.04**	<0.01	<0.01	**0.08**	**5.73**
Sum of PFHxS and PFOS	355-46-4/1763-23-1	0.01	µg/L	**0.04**	<0.01	<0.01	**0.08**	**4.41**
Sum of PFAS (WA DER List)	----	0.01	µg/L	**0.04**	<0.01	<0.01	**0.08**	**5.17**
EP231S: PFAS Surrogate								
13C4-PFOS	----	0.02	%	**95.4**	**93.8**	**99.9**	**100**	**95.4**
13C8-PFOA	----	0.02	%	**97.7**	**99.5**	**97.9**	**96.7**	**93.5**

Analytical Results

Sub-Matrix: GROUNDWATER (Matrix: WATER)			Sample ID	0902_MW016_240613	0902_MW017_240613	0902_MW111_240613	0902_MW112_240613	0902_MW113_240613
			Sampling date / time	13-Jun-2024 09:34	13-Jun-2024 14:27	13-Jun-2024 10:08	13-Jun-2024 10:38	13-Jun-2024 12:04
Compound	CAS Number	LOR	Unit	ES2419506-006	ES2419506-007	ES2419506-008	ES2419506-009	ES2419506-010
				Result	Result	Result	Result	Result
EP231A: Perfluoroalkyl Sulfonic Acids								
Perfluorobutane sulfonic acid (PFBS)	375-73-5	0.02	µg/L	<0.02	**0.37**	**0.16**	<0.02	<0.02
Perfluoropentane sulfonic acid (PFPeS)	2706-91-4	0.02	µg/L	<0.02	**0.48**	**0.11**	<0.02	<0.02
Perfluorohexane sulfonic acid (PFHxS)	355-46-4	0.01	µg/L	<0.01	**2.94**	**0.52**	<0.01	<0.01
Perfluoroheptane sulfonic acid (PFHpS)	375-92-8	0.02	µg/L	<0.02	**0.07**	<0.02	<0.02	<0.02
Perfluorooctane sulfonic acid (PFOS)	1763-23-1	0.01	µg/L	**0.02**	**0.93**	**0.35**	<0.01	<0.01
Perfluorodecane sulfonic acid (PFDS)	335-77-3	0.02	µg/L	<0.02	<0.02	<0.02	<0.02	<0.02
EP231B: Perfluoroalkyl Carboxylic Acids								
Perfluorobutanoic acid (PFBA)	375-22-4	0.1	µg/L	<0.1	**0.1**	<0.1	<0.1	<0.1
Perfluoropentanoic acid (PFPeA)	2706-90-3	0.02	µg/L	<0.02	<0.02	**0.06**	<0.02	<0.02
Perfluorohexanoic acid (PFHxA)	307-24-4	0.02	µg/L	<0.02	**0.03**	**0.20**	<0.02	<0.02
Perfluoroheptanoic acid (PFHpA)	375-85-9	0.02	µg/L	<0.02	<0.02	<0.02	<0.02	<0.02
Perfluorooctanoic acid (PFOA)	335-67-1	0.01	µg/L	<0.01	**0.02**	**0.02**	<0.01	<0.01
Perfluorononanoic acid (PFNA)	375-95-1	0.02	µg/L	<0.02	<0.02	<0.02	<0.02	<0.02
Perfluorodecanoic acid (PFDA)	335-76-2	0.02	µg/L	<0.02	<0.02	<0.02	<0.02	<0.02
Perfluoroundecanoic acid (PFUnDA)	2058-94-8	0.02	µg/L	<0.02	<0.02	<0.02	<0.02	<0.02
Perfluorododecanoic acid (PFDoDA)	307-55-1	0.02	µg/L	<0.02	<0.02	<0.02	<0.02	<0.02
Perfluorotridecanoic acid (PFTrDA)	72629-94-8	0.02	µg/L	<0.02	<0.02	<0.02	<0.02	<0.02
Perfluorotetradecanoic acid (PFTeDA)	376-06-7	0.05	µg/L	<0.05	<0.05	<0.05	<0.05	<0.05
EP231C: Perfluoroalkyl Sulfonamides								
Perfluorooctane sulfonamide (FOSA)	754-91-6	0.02	µg/L	<0.02	<0.02	<0.02	<0.02	<0.02
N-Methyl perfluorooctane sulfonamide (MeFOSA)	31506-32-8	0.05	µg/L	<0.05	<0.05	<0.05	<0.05	<0.05

Analytical Results

Sub-Matrix: GROUNDWATER (Matrix: WATER)			Sample ID	0902_MW016_240613	0902_MW017_240613	0902_MW111_240613	0902_MW112_240613	0902_MW113_240613
			Sampling date / time	13-Jun-2024 09:34	13-Jun-2024 14:27	13-Jun-2024 10:08	13-Jun-2024 10:38	13-Jun-2024 12:04
Compound	CAS Number	LOR	Unit	ES2419506-006	ES2419506-007	ES2419506-008	ES2419506-009	ES2419506-010
				Result	Result	Result	Result	Result
EP231C: Perfluoroalkyl Sulfonamides - Continued								
N-Ethyl perfluorooctane sulfonamide (EtFOSA)	4151-50-2	0.05	µg/L	<0.05	<0.05	<0.05	<0.05	<0.05
N-Methyl perfluorooctane sulfonamidoethanol (MeFOSE)	24448-09-7	0.05	µg/L	<0.05	<0.05	<0.05	<0.05	<0.05
N-Ethyl perfluorooctane sulfonamidoethanol (EtFOSE)	1691-99-2	0.05	µg/L	<0.05	<0.05	<0.05	<0.05	<0.05
N-Methyl perfluorooctane sulfonamidoacetic acid (MeFOSAA)	2355-31-9	0.02	µg/L	<0.02	<0.02	<0.02	<0.02	<0.02
N-Ethyl perfluorooctane sulfonamidoacetic acid (EtFOSAA)	2991-50-6	0.02	µg/L	<0.02	<0.02	<0.02	<0.02	<0.02
EP231D: (n:2) Fluorotelomer Sulfonic Acids								
4:2 Fluorotelomer sulfonic acid (4:2 FTS)	757124-72-4	0.05	µg/L	<0.05	<0.05	<0.05	<0.05	<0.05
6:2 Fluorotelomer sulfonic acid (6:2 FTS)	27619-97-2	0.05	µg/L	<0.05	<0.05	<0.05	<0.05	<0.05
8:2 Fluorotelomer sulfonic acid (8:2 FTS)	39108-34-4	0.05	µg/L	<0.05	<0.05	<0.05	<0.05	<0.05
10:2 Fluorotelomer sulfonic acid (10:2 FTS)	120226-60-0	0.05	µg/L	<0.05	<0.05	<0.05	<0.05	<0.05
EP231P: PFAS Sums								
Sum of PFAS	----	0.01	µg/L	**0.02**	**5.07**	**1.50**	<0.01	<0.01
Sum of PFHxS and PFOS	355-46-4/1763-23-1	0.01	µg/L	**0.02**	**3.87**	**0.87**	<0.01	<0.01
Sum of PFAS (WA DER List)	----	0.01	µg/L	**0.02**	**4.39**	**1.31**	<0.01	<0.01
EP231S: PFAS Surrogate								
13C4-PFOS	----	0.02	%	**100**	**97.7**	**96.8**	**103**	**98.4**
13C8-PFOA	----	0.02	%	**91.4**	**96.8**	**93.2**	**93.5**	**92.9**

Analytical Results

Sub-Matrix: GROUNDWATER (Matrix: WATER)			Sample ID	0902_MW114_240613	0902_QC114_240613	0902_QC113_240613	0902_QC112_240613	0902_QC307_240613
			Sampling date / time	13-Jun-2024 12:42	13-Jun-2024 16:56	13-Jun-2024 16:57	13-Jun-2024 16:58	13-Jun-2024 18:08
Compound	CAS Number	LOR	Unit	ES2419506-011	ES2419506-026	ES2419506-027	ES2419506-028	ES2419506-029
				Result	Result	Result	Result	Result
EP231A: Perfluoroalkyl Sulfonic Acids								
Perfluorobutane sulfonic acid (PFBS)	375-73-5	0.02	µg/L	**0.04**	<0.02	<0.02	<0.02	<0.02
Perfluoropentane sulfonic acid (PFPeS)	2706-91-4	0.02	µg/L	**0.04**	<0.02	<0.02	<0.02	<0.02
Perfluorohexane sulfonic acid (PFHxS)	355-46-4	0.01	µg/L	**0.21**	<0.01	<0.01	<0.01	<0.01
Perfluoroheptane sulfonic acid (PFHpS)	375-92-8	0.02	µg/L	<0.02	<0.02	<0.02	<0.02	<0.02
Perfluorooctane sulfonic acid (PFOS)	1763-23-1	0.01	µg/L	**0.01**	<0.01	<0.01	<0.01	<0.01
Perfluorodecane sulfonic acid (PFDS)	335-77-3	0.02	µg/L	<0.02	<0.02	<0.02	<0.02	<0.02
EP231B: Perfluoroalkyl Carboxylic Acids								
Perfluorobutanoic acid (PFBA)	375-22-4	0.1	µg/L	<0.1	<0.1	<0.1	<0.1	<0.1
Perfluoropentanoic acid (PFPeA)	2706-90-3	0.02	µg/L	<0.02	<0.02	<0.02	<0.02	<0.02
Perfluorohexanoic acid (PFHxA)	307-24-4	0.02	µg/L	<0.02	<0.02	<0.02	<0.02	<0.02
Perfluoroheptanoic acid (PFHpA)	375-85-9	0.02	µg/L	<0.02	<0.02	<0.02	<0.02	<0.02
Perfluorooctanoic acid (PFOA)	335-67-1	0.01	µg/L	<0.01	<0.01	<0.01	<0.01	<0.01
Perfluorononanoic acid (PFNA)	375-95-1	0.02	µg/L	<0.02	<0.02	<0.02	<0.02	<0.02
Perfluorodecanoic acid (PFDA)	335-76-2	0.02	µg/L	<0.02	<0.02	<0.02	<0.02	<0.02
Perfluoroundecanoic acid (PFUnDA)	2058-94-8	0.02	µg/L	<0.02	<0.02	<0.02	<0.02	<0.02
Perfluorododecanoic acid (PFDoDA)	307-55-1	0.02	µg/L	<0.02	<0.02	<0.02	<0.02	<0.02
Perfluorotridecanoic acid (PFTrDA)	72629-94-8	0.02	µg/L	<0.02	<0.02	<0.02	<0.02	<0.02
Perfluorotetradecanoic acid (PFTeDA)	376-06-7	0.05	µg/L	<0.05	<0.05	<0.05	<0.05	<0.05
EP231C: Perfluoroalkyl Sulfonamides								
Perfluorooctane sulfonamide (FOSA)	754-91-6	0.02	µg/L	<0.02	<0.02	<0.02	<0.02	<0.02
N-Methyl perfluorooctane sulfonamide (MeFOSA)	31506-32-8	0.05	µg/L	<0.05	<0.05	<0.05	<0.05	<0.05

Analytical Results

Sub-Matrix: GROUNDWATER (Matrix: WATER)			Sample ID	0902_MW114_240613	0902_QC114_240613	0902_QC113_240613	0902_QC112_240613	0902_QC307_240613
			Sampling date / time	13-Jun-2024 12:42	13-Jun-2024 16:56	13-Jun-2024 16:57	13-Jun-2024 16:58	13-Jun-2024 18:08
Compound	CAS Number	LOR	Unit	ES2419506-011	ES2419506-026	ES2419506-027	ES2419506-028	ES2419506-029
				Result	Result	Result	Result	Result
EP231C: Perfluoroalkyl Sulfonamides - Continued								
N-Ethyl perfluorooctane sulfonamide (EtFOSA)	4151-50-2	0.05	µg/L	<0.05	<0.05	<0.05	<0.05	<0.05
N-Methyl perfluorooctane sulfonamidoethanol (MeFOSE)	24448-09-7	0.05	µg/L	<0.05	<0.05	<0.05	<0.05	<0.05
N-Ethyl perfluorooctane sulfonamidoethanol (EtFOSE)	1691-99-2	0.05	µg/L	<0.05	<0.05	<0.05	<0.05	<0.05
N-Methyl perfluorooctane sulfonamidoacetic acid (MeFOSAA)	2355-31-9	0.02	µg/L	<0.02	<0.02	<0.02	<0.02	<0.02
N-Ethyl perfluorooctane sulfonamidoacetic acid (EtFOSAA)	2991-50-6	0.02	µg/L	<0.02	<0.02	<0.02	<0.02	<0.02
EP231D: (n:2) Fluorotelomer Sulfonic Acids								
4:2 Fluorotelomer sulfonic acid (4:2 FTS)	757124-72-4	0.05	µg/L	<0.05	<0.05	<0.05	<0.05	<0.05
6:2 Fluorotelomer sulfonic acid (6:2 FTS)	27619-97-2	0.05	µg/L	<0.05	<0.05	<0.05	<0.05	<0.05
8:2 Fluorotelomer sulfonic acid (8:2 FTS)	39108-34-4	0.05	µg/L	<0.05	<0.05	<0.05	<0.05	<0.05
10:2 Fluorotelomer sulfonic acid (10:2 FTS)	120226-60-0	0.05	µg/L	<0.05	<0.05	<0.05	<0.05	<0.05
EP231P: PFAS Sums								
Sum of PFAS	----	0.01	µg/L	**0.30**	<0.01	<0.01	<0.01	<0.01
Sum of PFHxS and PFOS	355-46-4/1763-23-1	0.01	µg/L	**0.22**	<0.01	<0.01	<0.01	<0.01
Sum of PFAS (WA DER List)	----	0.01	µg/L	**0.26**	<0.01	<0.01	<0.01	<0.01
EP231S: PFAS Surrogate								
13C4-PFOS	----	0.02	%	**101**	**98.2**	**99.5**	**105**	**101**
13C8-PFOA	----	0.02	%	**87.6**	**99.6**	**103**	**102**	**99.5**

Analytical Results

Sub-Matrix: RINSATE (Matrix: WATER)			Sample ID	0902_QC308_240614	----	----	----	----
			Sampling date / time	14-Jun-2024 10:00	----	----	----	----
Compound	CAS Number	LOR	Unit	ES2419506-030	--------	--------	--------	--------
				Result	----	----	----	----
EP231A: Perfluoroalkyl Sulfonic Acids								
Perfluorobutane sulfonic acid (PFBS)	375-73-5	0.02	µg/L	<0.02	----	----	----	----
Perfluoropentane sulfonic acid (PFPeS)	2706-91-4	0.02	µg/L	<0.02	----	----	----	----
Perfluorohexane sulfonic acid (PFHxS)	355-46-4	0.01	µg/L	<0.01	----	----	----	----
Perfluoroheptane sulfonic acid (PFHpS)	375-92-8	0.02	µg/L	<0.02	----	----	----	----
Perfluorooctane sulfonic acid (PFOS)	1763-23-1	0.01	µg/L	<0.01	----	----	----	----
Perfluorodecane sulfonic acid (PFDS)	335-77-3	0.02	µg/L	<0.02	----	----	----	----
EP231B: Perfluoroalkyl Carboxylic Acids								
Perfluorobutanoic acid (PFBA)	375-22-4	0.1	µg/L	<0.1	----	----	----	----
Perfluoropentanoic acid (PFPeA)	2706-90-3	0.02	µg/L	<0.02	----	----	----	----
Perfluorohexanoic acid (PFHxA)	307-24-4	0.02	µg/L	<0.02	----	----	----	----
Perfluoroheptanoic acid (PFHpA)	375-85-9	0.02	µg/L	<0.02	----	----	----	----
Perfluorooctanoic acid (PFOA)	335-67-1	0.01	µg/L	<0.01	----	----	----	----
Perfluorononanoic acid (PFNA)	375-95-1	0.02	µg/L	<0.02	----	----	----	----
Perfluorodecanoic acid (PFDA)	335-76-2	0.02	µg/L	<0.02	----	----	----	----
Perfluoroundecanoic acid (PFUnDA)	2058-94-8	0.02	µg/L	<0.02	----	----	----	----
Perfluorododecanoic acid (PFDoDA)	307-55-1	0.02	µg/L	<0.02	----	----	----	----
Perfluorotridecanoic acid (PFTrDA)	72629-94-8	0.02	µg/L	<0.02	----	----	----	----
Perfluorotetradecanoic acid (PFTeDA)	376-06-7	0.05	µg/L	<0.05	----	----	----	----
EP231C: Perfluoroalkyl Sulfonamides								
Perfluorooctane sulfonamide (FOSA)	754-91-6	0.02	µg/L	<0.02	----	----	----	----
N-Methyl perfluorooctane sulfonamide (MeFOSA)	31506-32-8	0.05	µg/L	<0.05	----	----	----	----

Analytical Results

Sub-Matrix: RINSATE (Matrix: WATER)			Sample ID	0902_QC308_240614	----	----	----	----
			Sampling date / time	14-Jun-2024 10:00	----	----	----	----
Compound	CAS Number	LOR	Unit	ES2419506-030	--------	--------	--------	--------
				Result	----	----	----	----
EP231C: Perfluoroalkyl Sulfonamides - Continued								
N-Ethyl perfluorooctane sulfonamide (EtFOSA)	4151-50-2	0.05	µg/L	<0.05	----	----	----	----
N-Methyl perfluorooctane sulfonamidoethanol (MeFOSE)	24448-09-7	0.05	µg/L	<0.05	----	----	----	----
N-Ethyl perfluorooctane sulfonamidoethanol (EtFOSE)	1691-99-2	0.05	µg/L	<0.05	----	----	----	----
N-Methyl perfluorooctane sulfonamidoacetic acid (MeFOSAA)	2355-31-9	0.02	µg/L	<0.02	----	----	----	----
N-Ethyl perfluorooctane sulfonamidoacetic acid (EtFOSAA)	2991-50-6	0.02	µg/L	<0.02	----	----	----	----
EP231D: (n:2) Fluorotelomer Sulfonic Acids								
4:2 Fluorotelomer sulfonic acid (4:2 FTS)	757124-72-4	0.05	µg/L	<0.05	----	----	----	----
6:2 Fluorotelomer sulfonic acid (6:2 FTS)	27619-97-2	0.05	µg/L	<0.05	----	----	----	----
8:2 Fluorotelomer sulfonic acid (8:2 FTS)	39108-34-4	0.05	µg/L	<0.05	----	----	----	----
10:2 Fluorotelomer sulfonic acid (10:2 FTS)	120226-60-0	0.05	µg/L	<0.05	----	----	----	----
EP231P: PFAS Sums								
Sum of PFAS	----	0.01	µg/L	<0.01	----	----	----	----
Sum of PFHxS and PFOS	355-46-4/1763-23-1	0.01	µg/L	<0.01	----	----	----	----
Sum of PFAS (WA DER List)	----	0.01	µg/L	<0.01	----	----	----	----
EP231S: PFAS Surrogate								
13C4-PFOS	----	0.02	%	105	----	----	----	----
13C8-PFOA	----	0.02	%	108	----	----	----	----

Analytical Results

Sub-Matrix: SEDIMENT (Matrix: SOIL)			Sample ID	0902_SD005_240613	0902_SD007_240613	0902_SD008_240613	0902_SD009_240613	0902_SD011_240613
			Sampling date / time	13-Jun-2024 11:22	13-Jun-2024 12:26	13-Jun-2024 13:01	13-Jun-2024 13:32	13-Jun-2024 14:02
Compound	CAS Number	LOR	Unit	ES2419506-012	ES2419506-013	ES2419506-014	ES2419506-015	ES2419506-016
				Result	Result	Result	Result	Result
EA055: Moisture Content (Dried @ 105-110°C)								
Moisture Content	----	0.1	%	**46.4**	**44.1**	**45.8**	**40.5**	**49.2**
EP231A: Perfluoroalkyl Sulfonic Acids								
Perfluorobutane sulfonic acid (PFBS)	375-73-5	0.0002	mg/kg	<0.0002	<0.0002	**0.0002**	<0.0002	**0.0005**
Perfluoropentane sulfonic acid (PFPeS)	2706-91-4	0.0002	mg/kg	<0.0002	<0.0002	**0.0003**	<0.0002	**0.0008**
Perfluorohexane sulfonic acid (PFHxS)	355-46-4	0.0002	mg/kg	**0.0008**	**0.0004**	**0.0028**	**0.0016**	**0.0118**
Perfluoroheptane sulfonic acid (PFHpS)	375-92-8	0.0002	mg/kg	<0.0002	<0.0002	**0.0002**	<0.0002	**0.0013**
Perfluorooctane sulfonic acid (PFOS)	1763-23-1	0.0002	mg/kg	**0.0087**	**0.0050**	**0.0150**	**0.0112**	**0.164**
Perfluorodecane sulfonic acid (PFDS)	335-77-3	0.0002	mg/kg	<0.0002	<0.0002	<0.0002	**0.0004**	**0.0071**
EP231B: Perfluoroalkyl Carboxylic Acids								
Perfluorobutanoic acid (PFBA)	375-22-4	0.001	mg/kg	<0.001	<0.001	<0.001	<0.001	<0.001
Perfluoropentanoic acid (PFPeA)	2706-90-3	0.0002	mg/kg	<0.0002	<0.0002	<0.0002	<0.0002	**0.0009**
Perfluorohexanoic acid (PFHxA)	307-24-4	0.0002	mg/kg	<0.0002	<0.0002	<0.0002	<0.0002	**0.0012**
Perfluoroheptanoic acid (PFHpA)	375-85-9	0.0002	mg/kg	<0.0002	<0.0002	**0.0002**	<0.0002	**0.0004**
Perfluorooctanoic acid (PFOA)	335-67-1	0.0002	mg/kg	<0.0002	<0.0002	**0.0002**	<0.0002	**0.0007**
Perfluorononanoic acid (PFNA)	375-95-1	0.0002	mg/kg	<0.0002	<0.0002	<0.0002	<0.0002	**0.0005**
Perfluorodecanoic acid (PFDA)	335-76-2	0.0002	mg/kg	<0.0002	<0.0002	<0.0002	<0.0002	**0.0016**
Perfluoroundecanoic acid (PFUnDA)	2058-94-8	0.0002	mg/kg	<0.0002	<0.0002	<0.0002	<0.0002	**0.0032**
Perfluorododecanoic acid (PFDoDA)	307-55-1	0.0002	mg/kg	<0.0002	<0.0002	<0.0002	<0.0002	**0.0069**
Perfluorotridecanoic acid (PFTrDA)	72629-94-8	0.0002	mg/kg	<0.0002	<0.0002	<0.0002	<0.0002	**0.0025**
Perfluorotetradecanoic acid (PFTeDA)	376-06-7	0.0005	mg/kg	<0.0005	<0.0005	<0.0005	<0.0005	**0.0022**
EP231C: Perfluoroalkyl Sulfonamides								
Perfluorooctane sulfonamide (FOSA)	754-91-6	0.0002	mg/kg	<0.0002	<0.0002	<0.0002	<0.0002	**0.0014**

Analytical Results

Sub-Matrix: SEDIMENT (Matrix: SOIL)			Sample ID	0902_SD005_240613	0902_SD007_240613	0902_SD008_240613	0902_SD009_240613	0902_SD011_240613
			Sampling date / time	13-Jun-2024 11:22	13-Jun-2024 12:26	13-Jun-2024 13:01	13-Jun-2024 13:32	13-Jun-2024 14:02
Compound	CAS Number	LOR	Unit	ES2419506-012	ES2419506-013	ES2419506-014	ES2419506-015	ES2419506-016
				Result	Result	Result	Result	Result
EP231C: Perfluoroalkyl Sulfonamides - Continued								
N-Methyl perfluorooctane sulfonamide (MeFOSA)	31506-32-8	0.0005	mg/kg	<0.0005	<0.0005	<0.0005	<0.0005	<0.0005
N-Ethyl perfluorooctane sulfonamide (EtFOSA)	4151-50-2	0.0005	mg/kg	<0.0005	<0.0005	<0.0005	<0.0005	<0.0005
N-Methyl perfluorooctane sulfonamidoethanol (MeFOSE)	24448-09-7	0.0005	mg/kg	<0.0005	<0.0005	<0.0005	<0.0005	<0.0005
N-Ethyl perfluorooctane sulfonamidoethanol (EtFOSE)	1691-99-2	0.0005	mg/kg	<0.0005	<0.0005	<0.0005	<0.0005	<0.0005
N-Methyl perfluorooctane sulfonamidoacetic acid (MeFOSAA)	2355-31-9	0.0002	mg/kg	<0.0002	<0.0002	<0.0002	<0.0002	<0.0002
N-Ethyl perfluorooctane sulfonamidoacetic acid (EtFOSAA)	2991-50-6	0.0002	mg/kg	<0.0002	<0.0002	<0.0002	<0.0002	<0.0002
EP231D: (n:2) Fluorotelomer Sulfonic Acids								
4:2 Fluorotelomer sulfonic acid (4:2 FTS)	757124-72-4	0.0005	mg/kg	<0.0005	<0.0005	<0.0005	<0.0005	<0.0005
6:2 Fluorotelomer sulfonic acid (6:2 FTS)	27619-97-2	0.0005	mg/kg	<0.0005	<0.0005	<0.0005	<0.0005	<0.0005
8:2 Fluorotelomer sulfonic acid (8:2 FTS)	39108-34-4	0.0005	mg/kg	<0.0005	<0.0005	<0.0005	<0.0005	<0.0005
10:2 Fluorotelomer sulfonic acid (10:2 FTS)	120226-60-0	0.0005	mg/kg	<0.0005	<0.0005	<0.0005	<0.0005	<0.0005
EP231P: PFAS Sums								
Sum of PFAS	----	0.0002	mg/kg	**0.0095**	**0.0054**	**0.0189**	**0.0132**	**0.207**
Sum of PFHxS and PFOS	355-46-4/1763-23-1	0.0002	mg/kg	**0.0095**	**0.0054**	**0.0178**	**0.0128**	**0.176**
Sum of PFAS (WA DER List)	----	0.0002	mg/kg	**0.0095**	**0.0054**	**0.0184**	**0.0128**	**0.180**
EP231S: PFAS Surrogate								
13C4-PFOS	----	0.0002	%	**104**	**104**	**106**	**99.9**	**120**
13C8-PFOA	----	0.0002	%	**99.5**	**103**	**96.2**	**104**	**88.6**

Analytical Results

Sub-Matrix: SEDIMENT (Matrix: SOIL)			Sample ID	0902_SD013_240613	0902_SD014_240613	----	----	----
			Sampling date / time	13-Jun-2024 14:32	13-Jun-2024 09:54	----	----	----
Compound	CAS Number	LOR	Unit	ES2419506-017	ES2419506-018	--------	--------	--------
				Result	Result	----	----	----
EA055: Moisture Content (Dried @ 105-110°C)								
Moisture Content	----	0.1	%	**35.7**	**72.4**	----	----	----
EP231A: Perfluoroalkyl Sulfonic Acids								
Perfluorobutane sulfonic acid (PFBS)	375-73-5	0.0002	mg/kg	<0.0002	**0.0002**	----	----	----
Perfluoropentane sulfonic acid (PFPeS)	2706-91-4	0.0002	mg/kg	<0.0002	**0.0003**	----	----	----
Perfluorohexane sulfonic acid (PFHxS)	355-46-4	0.0002	mg/kg	**0.0015**	**0.0036**	----	----	----
Perfluoroheptane sulfonic acid (PFHpS)	375-92-8	0.0002	mg/kg	<0.0002	**0.0006**	----	----	----
Perfluorooctane sulfonic acid (PFOS)	1763-23-1	0.0002	mg/kg	**0.0284**	**0.0417**	----	----	----
Perfluorodecane sulfonic acid (PFDS)	335-77-3	0.0002	mg/kg	**0.0004**	**0.0010**	----	----	----
EP231B: Perfluoroalkyl Carboxylic Acids								
Perfluorobutanoic acid (PFBA)	375-22-4	0.001	mg/kg	<0.001	<0.001	----	----	----
Perfluoropentanoic acid (PFPeA)	2706-90-3	0.0002	mg/kg	<0.0002	**0.0002**	----	----	----
Perfluorohexanoic acid (PFHxA)	307-24-4	0.0002	mg/kg	<0.0002	**0.0003**	----	----	----
Perfluoroheptanoic acid (PFHpA)	375-85-9	0.0002	mg/kg	<0.0002	<0.0002	----	----	----
Perfluorooctanoic acid (PFOA)	335-67-1	0.0002	mg/kg	**0.0002**	**0.0002**	----	----	----
Perfluorononanoic acid (PFNA)	375-95-1	0.0002	mg/kg	<0.0002	<0.0002	----	----	----
Perfluorodecanoic acid (PFDA)	335-76-2	0.0002	mg/kg	<0.0002	**0.0005**	----	----	----
Perfluoroundecanoic acid (PFUnDA)	2058-94-8	0.0002	mg/kg	<0.0002	**0.0013**	----	----	----
Perfluorododecanoic acid (PFDoDA)	307-55-1	0.0002	mg/kg	<0.0002	**0.0031**	----	----	----
Perfluorotridecanoic acid (PFTrDA)	72629-94-8	0.0002	mg/kg	<0.0002	**0.0006**	----	----	----
Perfluorotetradecanoic acid (PFTeDA)	376-06-7	0.0005	mg/kg	<0.0005	<0.0005	----	----	----
EP231C: Perfluoroalkyl Sulfonamides								
Perfluorooctane sulfonamide (FOSA)	754-91-6	0.0002	mg/kg	<0.0002	<0.0002	----	----	----

Analytical Results

Sub-Matrix: SEDIMENT (Matrix: SOIL)			Sample ID	0902_SD013_240613	0902_SD014_240613	----	----	----
			Sampling date / time	13-Jun-2024 14:32	13-Jun-2024 09:54	----	----	----
Compound	CAS Number	LOR	Unit	ES2419506-017	ES2419506-018	--------	--------	--------
				Result	Result	----	----	----
EP231C: Perfluoroalkyl Sulfonamides - Continued								
N-Methyl perfluorooctane sulfonamide (MeFOSA)	31506-32-8	0.0005	mg/kg	<0.0005	<0.0005	----	----	----
N-Ethyl perfluorooctane sulfonamide (EtFOSA)	4151-50-2	0.0005	mg/kg	<0.0005	<0.0005	----	----	----
N-Methyl perfluorooctane sulfonamidoethanol (MeFOSE)	24448-09-7	0.0005	mg/kg	<0.0005	<0.0005	----	----	----
N-Ethyl perfluorooctane sulfonamidoethanol (EtFOSE)	1691-99-2	0.0005	mg/kg	<0.0005	<0.0005	----	----	----
N-Methyl perfluorooctane sulfonamidoacetic acid (MeFOSAA)	2355-31-9	0.0002	mg/kg	<0.0002	<0.0002	----	----	----
N-Ethyl perfluorooctane sulfonamidoacetic acid (EtFOSAA)	2991-50-6	0.0002	mg/kg	<0.0002	<0.0002	----	----	----
EP231D: (n:2) Fluorotelomer Sulfonic Acids								
4:2 Fluorotelomer sulfonic acid (4:2 FTS)	757124-72-4	0.0005	mg/kg	<0.0005	<0.0005	----	----	----
6:2 Fluorotelomer sulfonic acid (6:2 FTS)	27619-97-2	0.0005	mg/kg	<0.0005	<0.0005	----	----	----
8:2 Fluorotelomer sulfonic acid (8:2 FTS)	39108-34-4	0.0005	mg/kg	<0.0005	<0.0005	----	----	----
10:2 Fluorotelomer sulfonic acid (10:2 FTS)	120226-60-0	0.0005	mg/kg	<0.0005	<0.0005	----	----	----
EP231P: PFAS Sums								
Sum of PFAS	----	0.0002	mg/kg	**0.0305**	**0.0536**	----	----	----
Sum of PFHxS and PFOS	355-46-4/1763-23-1	0.0002	mg/kg	**0.0299**	**0.0453**	----	----	----
Sum of PFAS (WA DER List)	----	0.0002	mg/kg	**0.0301**	**0.0462**	----	----	----
EP231S: PFAS Surrogate								
13C4-PFOS	----	0.0002	%	**112**	**114**	----	----	----
13C8-PFOA	----	0.0002	%	**112**	**114**	----	----	----

Analytical Results

Sub-Matrix: SURFACE WATER (Matrix: WATER)			Sample ID	0902_SW005_240613	0902_SW007_240613	0902_SW008_240613	0902_SW009_240613	0902_SW011_240613
			Sampling date / time	13-Jun-2024 11:21	13-Jun-2024 12:26	13-Jun-2024 13:01	13-Jun-2024 13:32	13-Jun-2024 14:04
Compound	CAS Number	LOR	Unit	ES2419506-019	ES2419506-020	ES2419506-021	ES2419506-022	ES2419506-023
				Result	Result	Result	Result	Result
EP231A: Perfluoroalkyl Sulfonic Acids								
Perfluorobutane sulfonic acid (PFBS)	375-73-5	0.02	µg/L	<0.02	<0.02	<0.02	**0.05**	**0.08**
Perfluoropentane sulfonic acid (PFPeS)	2706-91-4	0.02	µg/L	<0.02	<0.02	<0.02	**0.06**	**0.09**
Perfluorohexane sulfonic acid (PFHxS)	355-46-4	0.01	µg/L	**0.03**	**0.02**	**0.02**	**0.50**	**0.78**
Perfluoroheptane sulfonic acid (PFHpS)	375-92-8	0.02	µg/L	<0.02	<0.02	<0.02	**0.02**	**0.04**
Perfluorooctane sulfonic acid (PFOS)	1763-23-1	0.01	µg/L	**0.04**	**0.03**	**0.03**	**0.70**	**1.78**
Perfluorodecane sulfonic acid (PFDS)	335-77-3	0.02	µg/L	<0.02	<0.02	<0.02	<0.02	<0.02
EP231B: Perfluoroalkyl Carboxylic Acids								
Perfluorobutanoic acid (PFBA)	375-22-4	0.1	µg/L	<0.1	<0.1	<0.1	<0.1	<0.1
Perfluoropentanoic acid (PFPeA)	2706-90-3	0.02	µg/L	<0.02	<0.02	<0.02	<0.02	**0.05**
Perfluorohexanoic acid (PFHxA)	307-24-4	0.02	µg/L	<0.02	<0.02	<0.02	**0.09**	**0.18**
Perfluoroheptanoic acid (PFHpA)	375-85-9	0.02	µg/L	<0.02	<0.02	<0.02	<0.02	**0.03**
Perfluorooctanoic acid (PFOA)	335-67-1	0.01	µg/L	<0.01	<0.01	<0.01	**0.03**	**0.08**
Perfluorononanoic acid (PFNA)	375-95-1	0.02	µg/L	<0.02	<0.02	<0.02	<0.02	<0.02
Perfluorodecanoic acid (PFDA)	335-76-2	0.02	µg/L	<0.02	<0.02	<0.02	<0.02	<0.02
Perfluoroundecanoic acid (PFUnDA)	2058-94-8	0.02	µg/L	<0.02	<0.02	<0.02	<0.02	<0.02
Perfluorododecanoic acid (PFDoDA)	307-55-1	0.02	µg/L	<0.02	<0.02	<0.02	<0.02	<0.02
Perfluorotridecanoic acid (PFTrDA)	72629-94-8	0.02	µg/L	<0.02	<0.02	<0.02	<0.02	<0.02
Perfluorotetradecanoic acid (PFTeDA)	376-06-7	0.05	µg/L	<0.05	<0.05	<0.05	<0.05	<0.05
EP231C: Perfluoroalkyl Sulfonamides								
Perfluorooctane sulfonamide (FOSA)	754-91-6	0.02	µg/L	<0.02	<0.02	<0.02	<0.02	<0.02
N-Methyl perfluorooctane sulfonamide (MeFOSA)	31506-32-8	0.05	µg/L	<0.05	<0.05	<0.05	<0.05	<0.05

Analytical Results

Sub-Matrix: SURFACE WATER (Matrix: WATER)			Sample ID	0902_SW005_240613	0902_SW007_240613	0902_SW008_240613	0902_SW009_240613	0902_SW011_240613
			Sampling date / time	13-Jun-2024 11:21	13-Jun-2024 12:26	13-Jun-2024 13:01	13-Jun-2024 13:32	13-Jun-2024 14:04
Compound	CAS Number	LOR	Unit	ES2419506-019	ES2419506-020	ES2419506-021	ES2419506-022	ES2419506-023
				Result	Result	Result	Result	Result
EP231C: Perfluoroalkyl Sulfonamides - Continued								
N-Ethyl perfluorooctane sulfonamide (EtFOSA)	4151-50-2	0.05	µg/L	<0.05	<0.05	<0.05	<0.05	<0.05
N-Methyl perfluorooctane sulfonamidoethanol (MeFOSE)	24448-09-7	0.05	µg/L	<0.05	<0.05	<0.05	<0.05	<0.05
N-Ethyl perfluorooctane sulfonamidoethanol (EtFOSE)	1691-99-2	0.05	µg/L	<0.05	<0.05	<0.05	<0.05	<0.05
N-Methyl perfluorooctane sulfonamidoacetic acid (MeFOSAA)	2355-31-9	0.02	µg/L	<0.02	<0.02	<0.02	<0.02	<0.02
N-Ethyl perfluorooctane sulfonamidoacetic acid (EtFOSAA)	2991-50-6	0.02	µg/L	<0.02	<0.02	<0.02	<0.02	<0.02
EP231D: (n:2) Fluorotelomer Sulfonic Acids								
4:2 Fluorotelomer sulfonic acid (4:2 FTS)	757124-72-4	0.05	µg/L	<0.05	<0.05	<0.05	<0.05	<0.05
6:2 Fluorotelomer sulfonic acid (6:2 FTS)	27619-97-2	0.05	µg/L	<0.05	<0.05	<0.05	<0.05	<0.05
8:2 Fluorotelomer sulfonic acid (8:2 FTS)	39108-34-4	0.05	µg/L	<0.05	<0.05	<0.05	<0.05	<0.05
10:2 Fluorotelomer sulfonic acid (10:2 FTS)	120226-60-0	0.05	µg/L	<0.05	<0.05	<0.05	<0.05	<0.05
EP231P: PFAS Sums								
Sum of PFAS	----	0.01	µg/L	**0.07**	**0.05**	**0.05**	**1.45**	**3.14**
Sum of PFHxS and PFOS	355-46-4/1763-23-1	0.01	µg/L	**0.07**	**0.05**	**0.05**	**1.20**	**2.56**
Sum of PFAS (WA DER List)	----	0.01	µg/L	**0.07**	**0.05**	**0.05**	**1.37**	**2.98**
EP231S: PFAS Surrogate								
13C4-PFOS	----	0.02	%	**98.5**	**95.9**	**99.0**	**96.0**	**97.7**
13C8-PFOA	----	0.02	%	**95.9**	**98.4**	**99.3**	**98.8**	**98.7**

Analytical Results

Sub-Matrix: SURFACE WATER (Matrix: WATER)			Sample ID	0902_SW013_240613	0902_SW014_240613	----	----	----
			Sampling date / time	13-Jun-2024 10:47	13-Jun-2024 16:39	----	----	----
Compound	CAS Number	LOR	Unit	ES2419506-024	ES2419506-025	--------	--------	--------
				Result	Result	----	----	----
EP231A: Perfluoroalkyl Sulfonic Acids								
Perfluorobutane sulfonic acid (PFBS)	375-73-5	0.02	µg/L	<0.02	<0.02	----	----	----
Perfluoropentane sulfonic acid (PFPeS)	2706-91-4	0.02	µg/L	<0.02	**0.02**	----	----	----
Perfluorohexane sulfonic acid (PFHxS)	355-46-4	0.01	µg/L	**0.02**	**0.16**	----	----	----
Perfluoroheptane sulfonic acid (PFHpS)	375-92-8	0.02	µg/L	<0.02	<0.02	----	----	----
Perfluorooctane sulfonic acid (PFOS)	1763-23-1	0.01	µg/L	**0.04**	**0.20**	----	----	----
Perfluorodecane sulfonic acid (PFDS)	335-77-3	0.02	µg/L	<0.02	<0.02	----	----	----
EP231B: Perfluoroalkyl Carboxylic Acids								
Perfluorobutanoic acid (PFBA)	375-22-4	0.1	µg/L	<0.1	<0.1	----	----	----
Perfluoropentanoic acid (PFPeA)	2706-90-3	0.02	µg/L	<0.02	<0.02	----	----	----
Perfluorohexanoic acid (PFHxA)	307-24-4	0.02	µg/L	<0.02	**0.03**	----	----	----
Perfluoroheptanoic acid (PFHpA)	375-85-9	0.02	µg/L	<0.02	<0.02	----	----	----
Perfluorooctanoic acid (PFOA)	335-67-1	0.01	µg/L	<0.01	**0.01**	----	----	----
Perfluorononanoic acid (PFNA)	375-95-1	0.02	µg/L	<0.02	<0.02	----	----	----
Perfluorodecanoic acid (PFDA)	335-76-2	0.02	µg/L	<0.02	<0.02	----	----	----
Perfluoroundecanoic acid (PFUnDA)	2058-94-8	0.02	µg/L	<0.02	<0.02	----	----	----
Perfluorododecanoic acid (PFDoDA)	307-55-1	0.02	µg/L	<0.02	<0.02	----	----	----
Perfluorotridecanoic acid (PFTrDA)	72629-94-8	0.02	µg/L	<0.02	<0.02	----	----	----
Perfluorotetradecanoic acid (PFTeDA)	376-06-7	0.05	µg/L	<0.05	<0.05	----	----	----
EP231C: Perfluoroalkyl Sulfonamides								
Perfluorooctane sulfonamide (FOSA)	754-91-6	0.02	µg/L	<0.02	<0.02	----	----	----
N-Methyl perfluorooctane sulfonamide (MeFOSA)	31506-32-8	0.05	µg/L	<0.05	<0.05	----	----	----

Analytical Results

Sub-Matrix: SURFACE WATER (Matrix: WATER)			Sample ID	0902_SW013_240613	0902_SW014_240613	----	----	----
			Sampling date / time	13-Jun-2024 10:47	13-Jun-2024 16:39	----	----	----
Compound	CAS Number	LOR	Unit	ES2419506-024	ES2419506-025	--------	--------	--------
				Result	Result	----	----	----
EP231C: Perfluoroalkyl Sulfonamides - Continued								
N-Ethyl perfluorooctane sulfonamide (EtFOSA)	4151-50-2	0.05	µg/L	<0.05	<0.05	----	----	----
N-Methyl perfluorooctane sulfonamidoethanol (MeFOSE)	24448-09-7	0.05	µg/L	<0.05	<0.05	----	----	----
N-Ethyl perfluorooctane sulfonamidoethanol (EtFOSE)	1691-99-2	0.05	µg/L	<0.05	<0.05	----	----	----
N-Methyl perfluorooctane sulfonamidoacetic acid (MeFOSAA)	2355-31-9	0.02	µg/L	<0.02	<0.02	----	----	----
N-Ethyl perfluorooctane sulfonamidoacetic acid (EtFOSAA)	2991-50-6	0.02	µg/L	<0.02	<0.02	----	----	----
EP231D: (n:2) Fluorotelomer Sulfonic Acids								
4:2 Fluorotelomer sulfonic acid (4:2 FTS)	757124-72-4	0.05	µg/L	<0.05	<0.05	----	----	----
6:2 Fluorotelomer sulfonic acid (6:2 FTS)	27619-97-2	0.05	µg/L	<0.05	<0.05	----	----	----
8:2 Fluorotelomer sulfonic acid (8:2 FTS)	39108-34-4	0.05	µg/L	<0.05	<0.05	----	----	----
10:2 Fluorotelomer sulfonic acid (10:2 FTS)	120226-60-0	0.05	µg/L	<0.05	<0.05	----	----	----
EP231P: PFAS Sums								
Sum of PFAS	----	0.01	µg/L	**0.06**	**0.42**	----	----	----
Sum of PFHxS and PFOS	355-46-4/1763-23-1	0.01	µg/L	**0.06**	**0.36**	----	----	----
Sum of PFAS (WA DER List)	----	0.01	µg/L	**0.06**	**0.40**	----	----	----
EP231S: PFAS Surrogate								
13C4-PFOS	----	0.02	%	**95.1**	**94.8**	----	----	----
13C8-PFOA	----	0.02	%	**104**	**100**	----	----	----

Surrogate Control Limits

Sub-Matrix: GROUNDWATER		Recovery Limits (%)	
Compound	CAS Number	Low	High
EP231S: PFAS Surrogate			
13C4-PFOS	----	60	120
13C8-PFOA	----	60	120

Sub-Matrix: RINSATE		Recovery Limits (%)	
Compound	CAS Number	Low	High
EP231S: PFAS Surrogate			
13C4-PFOS	----	60	120
13C8-PFOA	----	60	120

Sub-Matrix: SEDIMENT		Recovery Limits (%)	
Compound	CAS Number	Low	High
EP231S: PFAS Surrogate			
13C4-PFOS	----	60	120
13C8-PFOA	----	60	120

Sub-Matrix: SURFACE WATER		Recovery Limits (%)	
Compound	CAS Number	Low	High
EP231S: PFAS Surrogate			
13C4-PFOS	----	60	120
13C8-PFOA	----	60	120

QUALITY CONTROL REPORT

Work Order	: **ES2419506**	Page	: 1 of 15
Amendment	: **1**		
Client	: **AECOM AUSTRALIA PTY LTD**	Laboratory	: Environmental Division Sydney
Contact	: [redacted]	Contact	: [redacted]
Address	: LEVEL 21 420 GEORGE STREET SYDNEY NSW, AUSTRALIA 2000	Address	: 277-289 Woodpark Road Smithfield NSW Australia 2164
Telephone	: ----	Telephone	: [redacted]
Project	: NSW_0902_PFASOMP_24	Date Samples Received	: 14-Jun-2024
Order number	: 60612562_5.1	Date Analysis Commenced	: 18-Jun-2024
C-O-C number	: 67885	Issue Date	: 18-Jul-2024
Sampler	: [redacted]		
Site	: 0902 [redacted]		
Quote number	: SY/139/19 v4 60612562_5.1		
No. of samples received	: 30		
No. of samples analysed	: 30		

Accreditation No. 825
Accredited for compliance with
ISO/IEC 17025 - Testing

This report supersedes any previous report(s) with this reference. Results apply to the sample(s) as submitted, unless the sampling was conducted by ALS. This document shall not be reproduced, except in full.

This Quality Control Report contains the following information:

- Laboratory Duplicate (DUP) Report; Relative Percentage Difference (RPD) and Acceptance Limits
- Method Blank (MB) and Laboratory Control Spike (LCS) Report; Recovery and Acceptance Limits
- Matrix Spike (MS) Report; Recovery and Acceptance Limits

Signatories

This document has been electronically signed by the authorized signatories below. Electronic signing is carried out in compliance with procedures specified in 21 CFR Part 11.

Signatories	*Position*	*Accreditation Category*
[redacted]	Organic Chemist	Sydney Organics, Smithfield, NSW
[redacted]	Inorganic Chemist	Sydney Inorganics, Smithfield, NSW

General Comments

The analytical procedures used by ALS have been developed from established internationally recognised procedures such as those published by the USEPA, APHA, AS and NEPM. In house developed procedures are fully validated and are often at the client request.

Where moisture determination has been performed, results are reported on a dry weight basis.

Where a reported less than (<) result is higher than the LOR, this may be due to primary sample extract/digestate dilution and/or insufficient sample for analysis. Where the LOR of a reported result differs from standard LOR, this may be due to high moisture content, insufficient sample (reduced weight employed) or matrix interference.

Key : Anonymous = Refers to samples which are not specifically part of this work order but formed part of the QC process lot
CAS Number = CAS registry number from database maintained by Chemical Abstracts Services. The Chemical Abstracts Service is a division of the American Chemical Society.
LOR = Limit of reporting
RPD = Relative Percentage Difference
# = Indicates failed QC

Laboratory Duplicate (DUP) Report

The quality control term Laboratory Duplicate refers to a randomly selected intralaboratory split. Laboratory duplicates provide information regarding method precision and sample heterogeneity. The permitted ranges for the Relative Percent Deviation (RPD) of Laboratory Duplicates are specified in ALS Method QWI-EN/38 and are dependent on the magnitude of results in comparison to the level of reporting: Result < 10 times LOR: No Limit; Result between 10 and 20 times LOR: 0% - 50%; Result > 20 times LOR: 0% - 20%.

Sub-Matrix: **SOIL**

				Laboratory Duplicate (DUP) Report					
Laboratory sample ID	Sample ID	Method: Compound	CAS Number	LOR	Unit	Original Result	Duplicate Result	RPD (%)	Acceptable RPD (%)
EA055: Moisture Content (Dried @ 105-110°C) (QC Lot: 5864422)									
ES2419493-023	Anonymous	EA055: Moisture Content	----	0.1	%	19.5	18.8	3.4	0% - 20%
ES2419506-016	0902_SD011_240613	EA055: Moisture Content	----	0.1	%	49.2	51.2	3.9	0% - 20%
EP231A: Perfluoroalkyl Sulfonic Acids (QC Lot: 5862734)									
ES2419493-021	Anonymous	EP231X: Perfluorobutane sulfonic acid (PFBS)	375-73-5	0.0002	mg/kg	<0.0002	<0.0002	0.0	No Limit
		EP231X: Perfluoropentane sulfonic acid (PFPeS)	2706-91-4	0.0002	mg/kg	<0.0002	<0.0002	0.0	No Limit
		EP231X: Perfluorohexane sulfonic acid (PFHxS)	355-46-4	0.0002	mg/kg	<0.0002	<0.0002	0.0	No Limit
		EP231X: Perfluoroheptane sulfonic acid (PFHpS)	375-92-8	0.0002	mg/kg	<0.0002	<0.0002	0.0	No Limit
		EP231X: Perfluorooctane sulfonic acid (PFOS)	1763-23-1	0.0002	mg/kg	0.0002	0.0002	0.0	No Limit
		EP231X: Perfluorodecane sulfonic acid (PFDS)	335-77-3	0.0002	mg/kg	<0.0002	<0.0002	0.0	No Limit
ES2419506-013	0902_SD007_240613	EP231X: Perfluorobutane sulfonic acid (PFBS)	375-73-5	0.0002	mg/kg	<0.0002	<0.0002	0.0	No Limit
		EP231X: Perfluoropentane sulfonic acid (PFPeS)	2706-91-4	0.0002	mg/kg	<0.0002	<0.0002	0.0	No Limit
		EP231X: Perfluorohexane sulfonic acid (PFHxS)	355-46-4	0.0002	mg/kg	0.0004	0.0004	0.0	No Limit
		EP231X: Perfluoroheptane sulfonic acid (PFHpS)	375-92-8	0.0002	mg/kg	<0.0002	<0.0002	0.0	No Limit
		EP231X: Perfluorooctane sulfonic acid (PFOS)	1763-23-1	0.0002	mg/kg	0.0050	0.0052	2.4	0% - 20%
		EP231X: Perfluorodecane sulfonic acid (PFDS)	335-77-3	0.0002	mg/kg	<0.0002	<0.0002	0.0	No Limit
EP231B: Perfluoroalkyl Carboxylic Acids (QC Lot: 5862734)									
ES2419493-021	Anonymous	EP231X: Perfluoropentanoic acid (PFPeA)	2706-90-3	0.0002	mg/kg	<0.0002	<0.0002	0.0	No Limit
		EP231X: Perfluorohexanoic acid (PFHxA)	307-24-4	0.0002	mg/kg	<0.0002	<0.0002	0.0	No Limit
		EP231X: Perfluoroheptanoic acid (PFHpA)	375-85-9	0.0002	mg/kg	<0.0002	<0.0002	0.0	No Limit
		EP231X: Perfluorooctanoic acid (PFOA)	335-67-1	0.0002	mg/kg	<0.0002	<0.0002	0.0	No Limit
		EP231X: Perfluorononanoic acid (PFNA)	375-95-1	0.0002	mg/kg	<0.0002	<0.0002	0.0	No Limit
		EP231X: Perfluorodecanoic acid (PFDA)	335-76-2	0.0002	mg/kg	<0.0002	<0.0002	0.0	No Limit

Sub-Matrix: **SOIL**

Laboratory sample ID	Sample ID	Method: Compound	CAS Number	Laboratory Duplicate (DUP) Report LOR	Unit	Original Result	Duplicate Result	RPD (%)	Acceptable RPD (%)
EP231B: Perfluoroalkyl Carboxylic Acids (QC Lot: 5862734) - continued									
ES2419493-021	Anonymous	EP231X: Perfluoroundecanoic acid (PFUnDA)	2058-94-8	0.0002	mg/kg	<0.0002	<0.0002	0.0	No Limit
		EP231X: Perfluorododecanoic acid (PFDoDA)	307-55-1	0.0002	mg/kg	<0.0002	<0.0002	0.0	No Limit
		EP231X: Perfluorotridecanoic acid (PFTrDA)	72629-94-8	0.0002	mg/kg	<0.0002	<0.0002	0.0	No Limit
		EP231X: Perfluorotetradecanoic acid (PFTeDA)	376-06-7	0.0005	mg/kg	<0.0005	<0.0005	0.0	No Limit
		EP231X: Perfluorobutanoic acid (PFBA)	375-22-4	0.001	mg/kg	<0.001	<0.001	0.0	No Limit
ES2419506-013	0902_SD007_240613	EP231X: Perfluoropentanoic acid (PFPeA)	2706-90-3	0.0002	mg/kg	<0.0002	<0.0002	0.0	No Limit
		EP231X: Perfluorohexanoic acid (PFHxA)	307-24-4	0.0002	mg/kg	<0.0002	<0.0002	0.0	No Limit
		EP231X: Perfluoroheptanoic acid (PFHpA)	375-85-9	0.0002	mg/kg	<0.0002	<0.0002	0.0	No Limit
		EP231X: Perfluorooctanoic acid (PFOA)	335-67-1	0.0002	mg/kg	<0.0002	<0.0002	0.0	No Limit
		EP231X: Perfluorononanoic acid (PFNA)	375-95-1	0.0002	mg/kg	<0.0002	<0.0002	0.0	No Limit
		EP231X: Perfluorodecanoic acid (PFDA)	335-76-2	0.0002	mg/kg	<0.0002	<0.0002	0.0	No Limit
		EP231X: Perfluoroundecanoic acid (PFUnDA)	2058-94-8	0.0002	mg/kg	<0.0002	<0.0002	0.0	No Limit
		EP231X: Perfluorododecanoic acid (PFDoDA)	307-55-1	0.0002	mg/kg	<0.0002	<0.0002	0.0	No Limit
		EP231X: Perfluorotridecanoic acid (PFTrDA)	72629-94-8	0.0002	mg/kg	<0.0002	<0.0002	0.0	No Limit
		EP231X: Perfluorotetradecanoic acid (PFTeDA)	376-06-7	0.0005	mg/kg	<0.0005	<0.0005	0.0	No Limit
		EP231X: Perfluorobutanoic acid (PFBA)	375-22-4	0.001	mg/kg	<0.001	<0.001	0.0	No Limit
EP231C: Perfluoroalkyl Sulfonamides (QC Lot: 5862734)									
ES2419493-021	Anonymous	EP231X: Perfluorooctane sulfonamide (FOSA)	754-91-6	0.0002	mg/kg	<0.0002	<0.0002	0.0	No Limit
		EP231X: N-Methyl perfluorooctane sulfonamidoacetic acid (MeFOSAA)	2355-31-9	0.0002	mg/kg	<0.0002	<0.0002	0.0	No Limit
		EP231X: N-Ethyl perfluorooctane sulfonamidoacetic acid (EtFOSAA)	2991-50-6	0.0002	mg/kg	<0.0002	<0.0002	0.0	No Limit
		EP231X: N-Methyl perfluorooctane sulfonamide (MeFOSA)	31506-32-8	0.0005	mg/kg	<0.0005	<0.0005	0.0	No Limit
		EP231X: N-Ethyl perfluorooctane sulfonamide (EtFOSA)	4151-50-2	0.0005	mg/kg	<0.0005	<0.0005	0.0	No Limit
		EP231X: N-Methyl perfluorooctane sulfonamidoethanol (MeFOSE)	24448-09-7	0.0005	mg/kg	<0.0005	<0.0005	0.0	No Limit
		EP231X: N-Ethyl perfluorooctane sulfonamidoethanol (EtFOSE)	1691-99-2	0.0005	mg/kg	<0.0005	<0.0005	0.0	No Limit
ES2419506-013	0902_SD007_240613	EP231X: Perfluorooctane sulfonamide (FOSA)	754-91-6	0.0002	mg/kg	<0.0002	<0.0002	0.0	No Limit
		EP231X: N-Methyl perfluorooctane sulfonamidoacetic acid (MeFOSAA)	2355-31-9	0.0002	mg/kg	<0.0002	<0.0002	0.0	No Limit
		EP231X: N-Ethyl perfluorooctane sulfonamidoacetic acid (EtFOSAA)	2991-50-6	0.0002	mg/kg	<0.0002	<0.0002	0.0	No Limit
		EP231X: N-Methyl perfluorooctane sulfonamide (MeFOSA)	31506-32-8	0.0005	mg/kg	<0.0005	<0.0005	0.0	No Limit
		EP231X: N-Ethyl perfluorooctane sulfonamide (EtFOSA)	4151-50-2	0.0005	mg/kg	<0.0005	<0.0005	0.0	No Limit

Sub-Matrix: **SOIL**

Laboratory sample ID	Sample ID	Method: Compound	CAS Number	Laboratory Duplicate (DUP) Report LOR	Unit	Original Result	Duplicate Result	RPD (%)	Acceptable RPD (%)
EP231C: Perfluoroalkyl Sulfonamides (QC Lot: 5862734) - continued									
ES2419506-013	0902_SD007_240613	EP231X: N-Methyl perfluorooctane sulfonamidoethanol (MeFOSE)	24448-09-7	0.0005	mg/kg	<0.0005	<0.0005	0.0	No Limit
		EP231X: N-Ethyl perfluorooctane sulfonamidoethanol (EtFOSE)	1691-99-2	0.0005	mg/kg	<0.0005	<0.0005	0.0	No Limit
EP231D: (n:2) Fluorotelomer Sulfonic Acids (QC Lot: 5862734)									
ES2419493-021	Anonymous	EP231X: 4:2 Fluorotelomer sulfonic acid (4:2 FTS)	757124-72-4	0.0005	mg/kg	<0.0005	<0.0005	0.0	No Limit
		EP231X: 6:2 Fluorotelomer sulfonic acid (6:2 FTS)	27619-97-2	0.0005	mg/kg	<0.0005	<0.0005	0.0	No Limit
		EP231X: 8:2 Fluorotelomer sulfonic acid (8:2 FTS)	39108-34-4	0.0005	mg/kg	<0.0005	<0.0005	0.0	No Limit
		EP231X: 10:2 Fluorotelomer sulfonic acid (10:2 FTS)	120226-60-0	0.0005	mg/kg	<0.0005	<0.0005	0.0	No Limit
ES2419506-013	0902_SD007_240613	EP231X: 4:2 Fluorotelomer sulfonic acid (4:2 FTS)	757124-72-4	0.0005	mg/kg	<0.0005	<0.0005	0.0	No Limit
		EP231X: 6:2 Fluorotelomer sulfonic acid (6:2 FTS)	27619-97-2	0.0005	mg/kg	<0.0005	<0.0005	0.0	No Limit
		EP231X: 8:2 Fluorotelomer sulfonic acid (8:2 FTS)	39108-34-4	0.0005	mg/kg	<0.0005	<0.0005	0.0	No Limit
		EP231X: 10:2 Fluorotelomer sulfonic acid (10:2 FTS)	120226-60-0	0.0005	mg/kg	<0.0005	<0.0005	0.0	No Limit

Sub-Matrix: **WATER**

Laboratory sample ID	Sample ID	Method: Compound	CAS Number	Laboratory Duplicate (DUP) Report LOR	Unit	Original Result	Duplicate Result	RPD (%)	Acceptable RPD (%)
EP231A: Perfluoroalkyl Sulfonic Acids (QC Lot: 5862838)									
ES2419506-001	0902_MW001_240613	EP231X: Perfluorohexane sulfonic acid (PFHxS)	355-46-4	0.01	µg/L	0.04	0.04	0.0	No Limit
		EP231X: Perfluorooctane sulfonic acid (PFOS)	1763-23-1	0.01	µg/L	<0.01	<0.01	0.0	No Limit
		EP231X: Perfluorobutane sulfonic acid (PFBS)	375-73-5	0.02	µg/L	<0.02	<0.02	0.0	No Limit
		EP231X: Perfluoropentane sulfonic acid (PFPeS)	2706-91-4	0.02	µg/L	<0.02	<0.02	0.0	No Limit
		EP231X: Perfluoroheptane sulfonic acid (PFHpS)	375-92-8	0.02	µg/L	<0.02	<0.02	0.0	No Limit
		EP231X: Perfluorodecane sulfonic acid (PFDS)	335-77-3	0.02	µg/L	<0.02	<0.02	0.0	No Limit
ES2419506-011	0902_MW114_240613	EP231X: Perfluorohexane sulfonic acid (PFHxS)	355-46-4	0.01	µg/L	0.21	0.23	10.5	0% - 20%
		EP231X: Perfluorooctane sulfonic acid (PFOS)	1763-23-1	0.01	µg/L	0.01	0.01	0.0	No Limit
		EP231X: Perfluorobutane sulfonic acid (PFBS)	375-73-5	0.02	µg/L	0.04	0.04	0.0	No Limit
		EP231X: Perfluoropentane sulfonic acid (PFPeS)	2706-91-4	0.02	µg/L	0.04	0.04	0.0	No Limit
		EP231X: Perfluoroheptane sulfonic acid (PFHpS)	375-92-8	0.02	µg/L	<0.02	<0.02	0.0	No Limit
		EP231X: Perfluorodecane sulfonic acid (PFDS)	335-77-3	0.02	µg/L	<0.02	<0.02	0.0	No Limit
EP231A: Perfluoroalkyl Sulfonic Acids (QC Lot: 5862839)									
ES2419493-064	Anonymous	EP231X: Perfluorohexane sulfonic acid (PFHxS)	355-46-4	0.01	µg/L	<0.01	<0.01	0.0	No Limit
		EP231X: Perfluorooctane sulfonic acid (PFOS)	1763-23-1	0.01	µg/L	<0.01	<0.01	0.0	No Limit

Sub-Matrix: **WATER**

Laboratory sample ID	Sample ID	Method: Compound	CAS Number	Laboratory Duplicate (DUP) Report LOR	Unit	Original Result	Duplicate Result	RPD (%)	Acceptable RPD (%)
EP231A: Perfluoroalkyl Sulfonic Acids (QC Lot: 5862839) - continued									
ES2419493-064	Anonymous	EP231X: Perfluorobutane sulfonic acid (PFBS)	375-73-5	0.02	µg/L	<0.02	<0.02	0.0	No Limit
		EP231X: Perfluoropentane sulfonic acid (PFPeS)	2706-91-4	0.02	µg/L	<0.02	<0.02	0.0	No Limit
		EP231X: Perfluoroheptane sulfonic acid (PFHpS)	375-92-8	0.02	µg/L	<0.02	<0.02	0.0	No Limit
		EP231X: Perfluorodecane sulfonic acid (PFDS)	335-77-3	0.02	µg/L	<0.02	<0.02	0.0	No Limit
ES2419493-066	Anonymous	EP231X: Perfluorohexane sulfonic acid (PFHxS)	355-46-4	0.01	µg/L	<0.01	<0.01	0.0	No Limit
		EP231X: Perfluorooctane sulfonic acid (PFOS)	1763-23-1	0.01	µg/L	<0.01	<0.01	0.0	No Limit
		EP231X: Perfluorobutane sulfonic acid (PFBS)	375-73-5	0.02	µg/L	<0.02	<0.02	0.0	No Limit
		EP231X: Perfluoropentane sulfonic acid (PFPeS)	2706-91-4	0.02	µg/L	<0.02	<0.02	0.0	No Limit
		EP231X: Perfluoroheptane sulfonic acid (PFHpS)	375-92-8	0.02	µg/L	<0.02	<0.02	0.0	No Limit
		EP231X: Perfluorodecane sulfonic acid (PFDS)	335-77-3	0.02	µg/L	<0.02	<0.02	0.0	No Limit
EP231B: Perfluoroalkyl Carboxylic Acids (QC Lot: 5862838)									
ES2419506-001	0902_MW001_240613	EP231X: Perfluorooctanoic acid (PFOA)	335-67-1	0.01	µg/L	<0.01	<0.01	0.0	No Limit
		EP231X: Perfluoropentanoic acid (PFPeA)	2706-90-3	0.02	µg/L	<0.02	<0.02	0.0	No Limit
		EP231X: Perfluorohexanoic acid (PFHxA)	307-24-4	0.02	µg/L	<0.02	<0.02	0.0	No Limit
		EP231X: Perfluoroheptanoic acid (PFHpA)	375-85-9	0.02	µg/L	<0.02	<0.02	0.0	No Limit
		EP231X: Perfluorononanoic acid (PFNA)	375-95-1	0.02	µg/L	<0.02	<0.02	0.0	No Limit
		EP231X: Perfluorodecanoic acid (PFDA)	335-76-2	0.02	µg/L	<0.02	<0.02	0.0	No Limit
		EP231X: Perfluoroundecanoic acid (PFUnDA)	2058-94-8	0.02	µg/L	<0.02	<0.02	0.0	No Limit
		EP231X: Perfluorododecanoic acid (PFDoDA)	307-55-1	0.02	µg/L	<0.02	<0.02	0.0	No Limit
		EP231X: Perfluorotridecanoic acid (PFTrDA)	72629-94-8	0.02	µg/L	<0.02	<0.02	0.0	No Limit
		EP231X: Perfluorotetradecanoic acid (PFTeDA)	376-06-7	0.05	µg/L	<0.05	<0.05	0.0	No Limit
		EP231X: Perfluorobutanoic acid (PFBA)	375-22-4	0.1	µg/L	<0.1	<0.1	0.0	No Limit
ES2419506-011	0902_MW114_240613	EP231X: Perfluorooctanoic acid (PFOA)	335-67-1	0.01	µg/L	<0.01	<0.01	0.0	No Limit
		EP231X: Perfluoropentanoic acid (PFPeA)	2706-90-3	0.02	µg/L	<0.02	<0.02	0.0	No Limit
		EP231X: Perfluorohexanoic acid (PFHxA)	307-24-4	0.02	µg/L	<0.02	<0.02	0.0	No Limit
		EP231X: Perfluoroheptanoic acid (PFHpA)	375-85-9	0.02	µg/L	<0.02	<0.02	0.0	No Limit
		EP231X: Perfluorononanoic acid (PFNA)	375-95-1	0.02	µg/L	<0.02	<0.02	0.0	No Limit
		EP231X: Perfluorodecanoic acid (PFDA)	335-76-2	0.02	µg/L	<0.02	<0.02	0.0	No Limit
		EP231X: Perfluoroundecanoic acid (PFUnDA)	2058-94-8	0.02	µg/L	<0.02	<0.02	0.0	No Limit
		EP231X: Perfluorododecanoic acid (PFDoDA)	307-55-1	0.02	µg/L	<0.02	<0.02	0.0	No Limit
		EP231X: Perfluorotridecanoic acid (PFTrDA)	72629-94-8	0.02	µg/L	<0.02	<0.02	0.0	No Limit
		EP231X: Perfluorotetradecanoic acid (PFTeDA)	376-06-7	0.05	µg/L	<0.05	<0.05	0.0	No Limit
		EP231X: Perfluorobutanoic acid (PFBA)	375-22-4	0.1	µg/L	<0.1	<0.1	0.0	No Limit
EP231B: Perfluoroalkyl Carboxylic Acids (QC Lot: 5862839)									
ES2419493-064	Anonymous	EP231X: Perfluorooctanoic acid (PFOA)	335-67-1	0.01	µg/L	<0.01	<0.01	0.0	No Limit
		EP231X: Perfluoropentanoic acid (PFPeA)	2706-90-3	0.02	µg/L	<0.02	<0.02	0.0	No Limit
		EP231X: Perfluorohexanoic acid (PFHxA)	307-24-4	0.02	µg/L	<0.02	<0.02	0.0	No Limit

Sub-Matrix: **WATER**

Laboratory sample ID	Sample ID	Method: Compound	CAS Number	Laboratory Duplicate (DUP) Report LOR	Unit	Original Result	Duplicate Result	RPD (%)	Acceptable RPD (%)
EP231B: Perfluoroalkyl Carboxylic Acids (QC Lot: 5862839) - continued									
ES2419493-064	Anonymous	EP231X: Perfluoroheptanoic acid (PFHpA)	375-85-9	0.02	µg/L	<0.02	<0.02	0.0	No Limit
		EP231X: Perfluorononanoic acid (PFNA)	375-95-1	0.02	µg/L	<0.02	<0.02	0.0	No Limit
		EP231X: Perfluorodecanoic acid (PFDA)	335-76-2	0.02	µg/L	<0.02	<0.02	0.0	No Limit
		EP231X: Perfluoroundecanoic acid (PFUnDA)	2058-94-8	0.02	µg/L	<0.02	<0.02	0.0	No Limit
		EP231X: Perfluorododecanoic acid (PFDoDA)	307-55-1	0.02	µg/L	<0.02	<0.02	0.0	No Limit
		EP231X: Perfluorotridecanoic acid (PFTrDA)	72629-94-8	0.02	µg/L	<0.02	<0.02	0.0	No Limit
		EP231X: Perfluorotetradecanoic acid (PFTeDA)	376-06-7	0.05	µg/L	<0.05	<0.05	0.0	No Limit
		EP231X: Perfluorobutanoic acid (PFBA)	375-22-4	0.1	µg/L	<0.1	<0.1	0.0	No Limit
ES2419493-066	Anonymous	EP231X: Perfluorooctanoic acid (PFOA)	335-67-1	0.01	µg/L	<0.01	<0.01	0.0	No Limit
		EP231X: Perfluoropentanoic acid (PFPeA)	2706-90-3	0.02	µg/L	<0.02	<0.02	0.0	No Limit
		EP231X: Perfluorohexanoic acid (PFHxA)	307-24-4	0.02	µg/L	<0.02	<0.02	0.0	No Limit
		EP231X: Perfluoroheptanoic acid (PFHpA)	375-85-9	0.02	µg/L	<0.02	<0.02	0.0	No Limit
		EP231X: Perfluorononanoic acid (PFNA)	375-95-1	0.02	µg/L	<0.02	<0.02	0.0	No Limit
		EP231X: Perfluorodecanoic acid (PFDA)	335-76-2	0.02	µg/L	<0.02	<0.02	0.0	No Limit
		EP231X: Perfluoroundecanoic acid (PFUnDA)	2058-94-8	0.02	µg/L	<0.02	<0.02	0.0	No Limit
		EP231X: Perfluorododecanoic acid (PFDoDA)	307-55-1	0.02	µg/L	<0.02	<0.02	0.0	No Limit
		EP231X: Perfluorotridecanoic acid (PFTrDA)	72629-94-8	0.02	µg/L	<0.02	<0.02	0.0	No Limit
		EP231X: Perfluorotetradecanoic acid (PFTeDA)	376-06-7	0.05	µg/L	<0.05	<0.05	0.0	No Limit
		EP231X: Perfluorobutanoic acid (PFBA)	375-22-4	0.1	µg/L	<0.1	<0.1	0.0	No Limit
EP231C: Perfluoroalkyl Sulfonamides (QC Lot: 5862838)									
ES2419506-001	0902_MW001_240613	EP231X: Perfluorooctane sulfonamide (FOSA)	754-91-6	0.02	µg/L	<0.02	<0.02	0.0	No Limit
		EP231X: N-Methyl perfluorooctane sulfonamidoacetic acid (MeFOSAA)	2355-31-9	0.02	µg/L	<0.02	<0.02	0.0	No Limit
		EP231X: N-Ethyl perfluorooctane sulfonamidoacetic acid (EtFOSAA)	2991-50-6	0.02	µg/L	<0.02	<0.02	0.0	No Limit
		EP231X: N-Methyl perfluorooctane sulfonamide (MeFOSA)	31506-32-8	0.05	µg/L	<0.05	<0.05	0.0	No Limit
		EP231X: N-Ethyl perfluorooctane sulfonamide (EtFOSA)	4151-50-2	0.05	µg/L	<0.05	<0.05	0.0	No Limit
		EP231X: N-Methyl perfluorooctane sulfonamidoethanol (MeFOSE)	24448-09-7	0.05	µg/L	<0.05	<0.05	0.0	No Limit
		EP231X: N-Ethyl perfluorooctane sulfonamidoethanol (EtFOSE)	1691-99-2	0.05	µg/L	<0.05	<0.05	0.0	No Limit
ES2419506-011	0902_MW114_240613	EP231X: Perfluorooctane sulfonamide (FOSA)	754-91-6	0.02	µg/L	<0.02	<0.02	0.0	No Limit
		EP231X: N-Methyl perfluorooctane sulfonamidoacetic acid (MeFOSAA)	2355-31-9	0.02	µg/L	<0.02	<0.02	0.0	No Limit
		EP231X: N-Ethyl perfluorooctane sulfonamidoacetic acid (EtFOSAA)	2991-50-6	0.02	µg/L	<0.02	<0.02	0.0	No Limit

Sub-Matrix: **WATER**

Laboratory sample ID	Sample ID	Method: Compound	CAS Number	Laboratory Duplicate (DUP) Report LOR	Unit	Original Result	Duplicate Result	RPD (%)	Acceptable RPD (%)
EP231C: Perfluoroalkyl Sulfonamides (QC Lot: 5862838) - continued									
ES2419506-011	0902_MW114_240613	EP231X: N-Methyl perfluorooctane sulfonamide (MeFOSA)	31506-32-8	0.05	µg/L	<0.05	<0.05	0.0	No Limit
		EP231X: N-Ethyl perfluorooctane sulfonamide (EtFOSA)	4151-50-2	0.05	µg/L	<0.05	<0.05	0.0	No Limit
		EP231X: N-Methyl perfluorooctane sulfonamidoethanol (MeFOSE)	24448-09-7	0.05	µg/L	<0.05	<0.05	0.0	No Limit
		EP231X: N-Ethyl perfluorooctane sulfonamidoethanol (EtFOSE)	1691-99-2	0.05	µg/L	<0.05	<0.05	0.0	No Limit
EP231C: Perfluoroalkyl Sulfonamides (QC Lot: 5862839)									
ES2419493-064	Anonymous	EP231X: Perfluorooctane sulfonamide (FOSA)	754-91-6	0.02	µg/L	<0.02	<0.02	0.0	No Limit
		EP231X: N-Methyl perfluorooctane sulfonamidoacetic acid (MeFOSAA)	2355-31-9	0.02	µg/L	<0.02	<0.02	0.0	No Limit
		EP231X: N-Ethyl perfluorooctane sulfonamidoacetic acid (EtFOSAA)	2991-50-6	0.02	µg/L	<0.02	<0.02	0.0	No Limit
		EP231X: N-Methyl perfluorooctane sulfonamide (MeFOSA)	31506-32-8	0.05	µg/L	<0.05	<0.05	0.0	No Limit
		EP231X: N-Ethyl perfluorooctane sulfonamide (EtFOSA)	4151-50-2	0.05	µg/L	<0.05	<0.05	0.0	No Limit
		EP231X: N-Methyl perfluorooctane sulfonamidoethanol (MeFOSE)	24448-09-7	0.05	µg/L	<0.05	<0.05	0.0	No Limit
		EP231X: N-Ethyl perfluorooctane sulfonamidoethanol (EtFOSE)	1691-99-2	0.05	µg/L	<0.05	<0.05	0.0	No Limit
ES2419493-066	Anonymous	EP231X: Perfluorooctane sulfonamide (FOSA)	754-91-6	0.02	µg/L	<0.02	<0.02	0.0	No Limit
		EP231X: N-Methyl perfluorooctane sulfonamidoacetic acid (MeFOSAA)	2355-31-9	0.02	µg/L	<0.02	<0.02	0.0	No Limit
		EP231X: N-Ethyl perfluorooctane sulfonamidoacetic acid (EtFOSAA)	2991-50-6	0.02	µg/L	<0.02	<0.02	0.0	No Limit
		EP231X: N-Methyl perfluorooctane sulfonamide (MeFOSA)	31506-32-8	0.05	µg/L	<0.05	<0.05	0.0	No Limit
		EP231X: N-Ethyl perfluorooctane sulfonamide (EtFOSA)	4151-50-2	0.05	µg/L	<0.05	<0.05	0.0	No Limit
		EP231X: N-Methyl perfluorooctane sulfonamidoethanol (MeFOSE)	24448-09-7	0.05	µg/L	<0.05	<0.05	0.0	No Limit
		EP231X: N-Ethyl perfluorooctane sulfonamidoethanol (EtFOSE)	1691-99-2	0.05	µg/L	<0.05	<0.05	0.0	No Limit
EP231D: (n:2) Fluorotelomer Sulfonic Acids (QC Lot: 5862838)									
ES2419506-001	0902_MW001_240613	EP231X: 4:2 Fluorotelomer sulfonic acid (4:2 FTS)	757124-72-4	0.05	µg/L	<0.05	<0.05	0.0	No Limit
		EP231X: 6:2 Fluorotelomer sulfonic acid (6:2 FTS)	27619-97-2	0.05	µg/L	<0.05	<0.05	0.0	No Limit

Sub-Matrix: **WATER**

Laboratory sample ID	Sample ID	Method: Compound	CAS Number	Laboratory Duplicate (DUP) Report LOR	Unit	Original Result	Duplicate Result	RPD (%)	Acceptable RPD (%)
EP231D: (n:2) Fluorotelomer Sulfonic Acids (QC Lot: 5862838) - continued									
ES2419506-001	0902_MW001_240613	EP231X: 8:2 Fluorotelomer sulfonic acid (8:2 FTS)	39108-34-4	0.05	µg/L	<0.05	<0.05	0.0	No Limit
		EP231X: 10:2 Fluorotelomer sulfonic acid (10:2 FTS)	120226-60-0	0.05	µg/L	<0.05	<0.05	0.0	No Limit
ES2419506-011	0902_MW114_240613	EP231X: 4:2 Fluorotelomer sulfonic acid (4:2 FTS)	757124-72-4	0.05	µg/L	<0.05	<0.05	0.0	No Limit
		EP231X: 6:2 Fluorotelomer sulfonic acid (6:2 FTS)	27619-97-2	0.05	µg/L	<0.05	<0.05	0.0	No Limit
		EP231X: 8:2 Fluorotelomer sulfonic acid (8:2 FTS)	39108-34-4	0.05	µg/L	<0.05	<0.05	0.0	No Limit
		EP231X: 10:2 Fluorotelomer sulfonic acid (10:2 FTS)	120226-60-0	0.05	µg/L	<0.05	<0.05	0.0	No Limit
EP231D: (n:2) Fluorotelomer Sulfonic Acids (QC Lot: 5862839)									
ES2419493-064	Anonymous	EP231X: 4:2 Fluorotelomer sulfonic acid (4:2 FTS)	757124-72-4	0.05	µg/L	<0.05	<0.05	0.0	No Limit
		EP231X: 6:2 Fluorotelomer sulfonic acid (6:2 FTS)	27619-97-2	0.05	µg/L	<0.05	<0.05	0.0	No Limit
		EP231X: 8:2 Fluorotelomer sulfonic acid (8:2 FTS)	39108-34-4	0.05	µg/L	<0.05	<0.05	0.0	No Limit
		EP231X: 10:2 Fluorotelomer sulfonic acid (10:2 FTS)	120226-60-0	0.05	µg/L	<0.05	<0.05	0.0	No Limit
ES2419493-066	Anonymous	EP231X: 4:2 Fluorotelomer sulfonic acid (4:2 FTS)	757124-72-4	0.05	µg/L	<0.05	<0.05	0.0	No Limit
		EP231X: 6:2 Fluorotelomer sulfonic acid (6:2 FTS)	27619-97-2	0.05	µg/L	<0.05	<0.05	0.0	No Limit
		EP231X: 8:2 Fluorotelomer sulfonic acid (8:2 FTS)	39108-34-4	0.05	µg/L	<0.05	<0.05	0.0	No Limit
		EP231X: 10:2 Fluorotelomer sulfonic acid (10:2 FTS)	120226-60-0	0.05	µg/L	<0.05	<0.05	0.0	No Limit
EP231P: PFAS Sums (QC Lot: 5862838)									
ES2419506-001	0902_MW001_240613	EP231X: Sum of PFAS	----	0.01	µg/L	0.04	0.04	0.0	No Limit
ES2419506-011	0902_MW114_240613	EP231X: Sum of PFAS	----	0.01	µg/L	0.30	0.32	6.5	0% - 20%
EP231P: PFAS Sums (QC Lot: 5862839)									
ES2419493-064	Anonymous	EP231X: Sum of PFAS	----	0.01	µg/L	<0.01	<0.01	0.0	No Limit
ES2419493-066	Anonymous	EP231X: Sum of PFAS	----	0.01	µg/L	<0.01	<0.01	0.0	No Limit

Method Blank (MB) and Laboratory Control Sample (LCS) Report

The quality control term Method / Laboratory Blank refers to an analyte free matrix to which all reagents are added in the same volumes or proportions as used in standard sample preparation. The purpose of this QC parameter is to monitor potential laboratory contamination. The quality control term Laboratory Control Sample (LCS) refers to a certified reference material, or a known interference free matrix spiked with target analytes. The purpose of this QC parameter is to monitor method precision and accuracy independent of sample matrix. Dynamic Recovery Limits are based on statistical evaluation of processed LCS.

Sub-Matrix: **SOIL**

				Method Blank (MB) Report	Laboratory Control Spike (LCS) Report			
					Spike	Spike Recovery (%)	Acceptable Limits (%)	
Method: Compound	CAS Number	LOR	Unit	Result	Concentration	LCS	Low	High
EP231A: Perfluoroalkyl Sulfonic Acids (QCLot: 5862734)								
EP231X: Perfluorobutane sulfonic acid (PFBS)	375-73-5	0.0002	mg/kg	<0.0002	0.00125 mg/kg	83.9	72.0	128
EP231X: Perfluoropentane sulfonic acid (PFPeS)	2706-91-4	0.0002	mg/kg	<0.0002	0.00125 mg/kg	94.0	73.0	123
EP231X: Perfluorohexane sulfonic acid (PFHxS)	355-46-4	0.0002	mg/kg	<0.0002	0.00125 mg/kg	86.6	67.0	130
EP231X: Perfluoroheptane sulfonic acid (PFHpS)	375-92-8	0.0002	mg/kg	<0.0002	0.00125 mg/kg	91.6	70.0	132
EP231X: Perfluorooctane sulfonic acid (PFOS)	1763-23-1	0.0002	mg/kg	<0.0002	0.00125 mg/kg	87.4	68.0	136
EP231X: Perfluorodecane sulfonic acid (PFDS)	335-77-3	0.0002	mg/kg	<0.0002	0.00125 mg/kg	88.5	59.0	134
EP231B: Perfluoroalkyl Carboxylic Acids (QCLot: 5862734)								
EP231X: Perfluorobutanoic acid (PFBA)	375-22-4	0.001	mg/kg	<0.001	0.00625 mg/kg	81.7	71.0	135
EP231X: Perfluoropentanoic acid (PFPeA)	2706-90-3	0.0002	mg/kg	<0.0002	0.00125 mg/kg	98.9	69.0	132
EP231X: Perfluorohexanoic acid (PFHxA)	307-24-4	0.0002	mg/kg	<0.0002	0.00125 mg/kg	87.3	70.0	132
EP231X: Perfluoroheptanoic acid (PFHpA)	375-85-9	0.0002	mg/kg	<0.0002	0.00125 mg/kg	110	71.0	131
EP231X: Perfluorooctanoic acid (PFOA)	335-67-1	0.0002	mg/kg	<0.0002	0.00125 mg/kg	97.0	69.0	133
EP231X: Perfluorononanoic acid (PFNA)	375-95-1	0.0002	mg/kg	<0.0002	0.00125 mg/kg	97.4	72.0	129
EP231X: Perfluorodecanoic acid (PFDA)	335-76-2	0.0002	mg/kg	<0.0002	0.00125 mg/kg	94.3	69.0	133
EP231X: Perfluoroundecanoic acid (PFUnDA)	2058-94-8	0.0002	mg/kg	<0.0002	0.00125 mg/kg	92.8	64.0	136
EP231X: Perfluorododecanoic acid (PFDoDA)	307-55-1	0.0002	mg/kg	<0.0002	0.00125 mg/kg	82.1	69.0	135
EP231X: Perfluorotridecanoic acid (PFTrDA)	72629-94-8	0.0002	mg/kg	<0.0002	0.00125 mg/kg	77.5	66.0	139
EP231X: Perfluorotetradecanoic acid (PFTeDA)	376-06-7	0.0005	mg/kg	<0.0005	0.00312 mg/kg	96.4	69.0	133
EP231C: Perfluoroalkyl Sulfonamides (QCLot: 5862734)								
EP231X: Perfluorooctane sulfonamide (FOSA)	754-91-6	0.0002	mg/kg	<0.0002	0.00125 mg/kg	109	67.0	137
EP231X: N-Methyl perfluorooctane sulfonamide (MeFOSA)	31506-32-8	0.0005	mg/kg	<0.0005	0.00312 mg/kg	103	71.6	129
EP231X: N-Ethyl perfluorooctane sulfonamide (EtFOSA)	4151-50-2	0.0005	mg/kg	<0.0005	0.00312 mg/kg	94.6	69.8	131
EP231X: N-Methyl perfluorooctane sulfonamidoethanol (MeFOSE)	24448-09-7	0.0005	mg/kg	<0.0005	0.00312 mg/kg	90.3	68.7	130
EP231X: N-Ethyl perfluorooctane sulfonamidoethanol (EtFOSE)	1691-99-2	0.0005	mg/kg	<0.0005	0.00312 mg/kg	105	65.1	134
EP231X: N-Methyl perfluorooctane sulfonamidoacetic acid (MeFOSAA)	2355-31-9	0.0002	mg/kg	<0.0002	0.00125 mg/kg	92.4	63.0	144
EP231X: N-Ethyl perfluorooctane sulfonamidoacetic acid (EtFOSAA)	2991-50-6	0.0002	mg/kg	<0.0002	0.00125 mg/kg	83.8	61.0	139
EP231D: (n:2) Fluorotelomer Sulfonic Acids (QCLot: 5862734)								

Sub-Matrix: **SOIL**

Method: Compound	CAS Number	LOR	Unit	Method Blank (MB) Report: Result	Laboratory Control Spike (LCS) Report: Spike Concentration	Spike Recovery (%): LCS	Acceptable Limits (%): Low	Acceptable Limits (%): High
EP231D: (n:2) Fluorotelomer Sulfonic Acids (QCLot: 5862734) - continued								
EP231X: 4:2 Fluorotelomer sulfonic acid (4:2 FTS)	757124-72-4	0.0005	mg/kg	<0.0005	0.00125 mg/kg	73.6	62.0	145
EP231X: 6:2 Fluorotelomer sulfonic acid (6:2 FTS)	27619-97-2	0.0005	mg/kg	<0.0005	0.00125 mg/kg	98.1	64.0	140
EP231X: 8:2 Fluorotelomer sulfonic acid (8:2 FTS)	39108-34-4	0.0005	mg/kg	<0.0005	0.00125 mg/kg	119	65.0	137
EP231X: 10:2 Fluorotelomer sulfonic acid (10:2 FTS)	120226-60-0	0.0005	mg/kg	<0.0005	0.00125 mg/kg	109	69.2	143

Sub-Matrix: **WATER**

Method: Compound	CAS Number	LOR	Unit	Method Blank (MB) Report: Result	Laboratory Control Spike (LCS) Report: Spike Concentration	Spike Recovery (%): LCS	Acceptable Limits (%): Low	Acceptable Limits (%): High
EP231A: Perfluoroalkyl Sulfonic Acids (QCLot: 5862838)								
EP231X: Perfluorobutane sulfonic acid (PFBS)	375-73-5	0.02	µg/L	<0.02	0.25 µg/L	88.7	72.0	130
EP231X: Perfluoropentane sulfonic acid (PFPeS)	2706-91-4	0.02	µg/L	<0.02	0.25 µg/L	96.4	71.0	127
EP231X: Perfluorohexane sulfonic acid (PFHxS)	355-46-4	0.01	µg/L	<0.01	0.25 µg/L	80.7	68.0	131
EP231X: Perfluoroheptane sulfonic acid (PFHpS)	375-92-8	0.02	µg/L	<0.02	0.25 µg/L	106	69.0	134
EP231X: Perfluorooctane sulfonic acid (PFOS)	1763-23-1	0.01	µg/L	<0.01	0.25 µg/L	92.5	65.0	140
EP231X: Perfluorodecane sulfonic acid (PFDS)	335-77-3	0.02	µg/L	<0.02	0.25 µg/L	87.4	53.0	142
EP231A: Perfluoroalkyl Sulfonic Acids (QCLot: 5862839)								
EP231X: Perfluorobutane sulfonic acid (PFBS)	375-73-5	0.02	µg/L	<0.02	0.25 µg/L	75.5	72.0	130
EP231X: Perfluoropentane sulfonic acid (PFPeS)	2706-91-4	0.02	µg/L	<0.02	0.25 µg/L	113	71.0	127
EP231X: Perfluorohexane sulfonic acid (PFHxS)	355-46-4	0.01	µg/L	<0.01	0.25 µg/L	79.4	68.0	131
EP231X: Perfluoroheptane sulfonic acid (PFHpS)	375-92-8	0.02	µg/L	<0.02	0.25 µg/L	105	69.0	134
EP231X: Perfluorooctane sulfonic acid (PFOS)	1763-23-1	0.01	µg/L	<0.01	0.25 µg/L	89.9	65.0	140
EP231X: Perfluorodecane sulfonic acid (PFDS)	335-77-3	0.02	µg/L	<0.02	0.25 µg/L	83.5	53.0	142
EP231B: Perfluoroalkyl Carboxylic Acids (QCLot: 5862838)								
EP231X: Perfluorobutanoic acid (PFBA)	375-22-4	0.1	µg/L	<0.1	1.25 µg/L	89.3	73.0	129
EP231X: Perfluoropentanoic acid (PFPeA)	2706-90-3	0.02	µg/L	<0.02	0.25 µg/L	94.9	72.0	129
EP231X: Perfluorohexanoic acid (PFHxA)	307-24-4	0.02	µg/L	<0.02	0.25 µg/L	92.3	72.0	129
EP231X: Perfluoroheptanoic acid (PFHpA)	375-85-9	0.02	µg/L	<0.02	0.25 µg/L	92.0	72.0	130
EP231X: Perfluorooctanoic acid (PFOA)	335-67-1	0.01	µg/L	<0.01	0.25 µg/L	87.7	71.0	133
EP231X: Perfluorononanoic acid (PFNA)	375-95-1	0.02	µg/L	<0.02	0.25 µg/L	94.1	69.0	130
EP231X: Perfluorodecanoic acid (PFDA)	335-76-2	0.02	µg/L	<0.02	0.25 µg/L	87.6	71.0	129
EP231X: Perfluoroundecanoic acid (PFUnDA)	2058-94-8	0.02	µg/L	<0.02	0.25 µg/L	99.8	69.0	133
EP231X: Perfluorododecanoic acid (PFDoDA)	307-55-1	0.02	µg/L	<0.02	0.25 µg/L	83.2	72.0	134
EP231X: Perfluorotridecanoic acid (PFTrDA)	72629-94-8	0.02	µg/L	<0.02	0.25 µg/L	92.7	65.0	144
EP231X: Perfluorotetradecanoic acid (PFTeDA)	376-06-7	0.05	µg/L	<0.05	0.625 µg/L	82.8	71.0	132
EP231B: Perfluoroalkyl Carboxylic Acids (QCLot: 5862839)								

Sub-Matrix: **WATER**

Method: Compound	CAS Number	LOR	Unit	Method Blank (MB) Report: Result	Laboratory Control Spike (LCS) Report: Spike Concentration	Spike Recovery (%): LCS	Acceptable Limits (%): Low	Acceptable Limits (%): High
EP231B: Perfluoroalkyl Carboxylic Acids (QCLot: 5862839) - continued								
EP231X: Perfluorobutanoic acid (PFBA)	375-22-4	0.1	µg/L	<0.1	1.25 µg/L	87.5	73.0	129
EP231X: Perfluoropentanoic acid (PFPeA)	2706-90-3	0.02	µg/L	<0.02	0.25 µg/L	91.2	72.0	129
EP231X: Perfluorohexanoic acid (PFHxA)	307-24-4	0.02	µg/L	<0.02	0.25 µg/L	82.3	72.0	129
EP231X: Perfluoroheptanoic acid (PFHpA)	375-85-9	0.02	µg/L	<0.02	0.25 µg/L	89.2	72.0	130
EP231X: Perfluorooctanoic acid (PFOA)	335-67-1	0.01	µg/L	<0.01	0.25 µg/L	93.0	71.0	133
EP231X: Perfluorononanoic acid (PFNA)	375-95-1	0.02	µg/L	<0.02	0.25 µg/L	90.3	69.0	130
EP231X: Perfluorodecanoic acid (PFDA)	335-76-2	0.02	µg/L	<0.02	0.25 µg/L	99.6	71.0	129
EP231X: Perfluoroundecanoic acid (PFUnDA)	2058-94-8	0.02	µg/L	<0.02	0.25 µg/L	101	69.0	133
EP231X: Perfluorododecanoic acid (PFDoDA)	307-55-1	0.02	µg/L	<0.02	0.25 µg/L	88.4	72.0	134
EP231X: Perfluorotridecanoic acid (PFTrDA)	72629-94-8	0.02	µg/L	<0.02	0.25 µg/L	81.2	65.0	144
EP231X: Perfluorotetradecanoic acid (PFTeDA)	376-06-7	0.05	µg/L	<0.05	0.625 µg/L	110	71.0	132
EP231C: Perfluoroalkyl Sulfonamides (QCLot: 5862838)								
EP231X: Perfluorooctane sulfonamide (FOSA)	754-91-6	0.02	µg/L	<0.02	0.25 µg/L	98.7	67.0	137
EP231X: N-Methyl perfluorooctane sulfonamide (MeFOSA)	31506-32-8	0.05	µg/L	<0.05	0.625 µg/L	81.2	68.0	141
EP231X: N-Ethyl perfluorooctane sulfonamide (EtFOSA)	4151-50-2	0.05	µg/L	<0.05	0.625 µg/L	80.3	62.6	147
EP231X: N-Methyl perfluorooctane sulfonamidoethanol (MeFOSE)	24448-09-7	0.05	µg/L	<0.05	0.625 µg/L	95.8	66.0	145
EP231X: N-Ethyl perfluorooctane sulfonamidoethanol (EtFOSE)	1691-99-2	0.05	µg/L	<0.05	0.625 µg/L	95.1	57.6	145
EP231X: N-Methyl perfluorooctane sulfonamidoacetic acid (MeFOSAA)	2355-31-9	0.02	µg/L	<0.02	0.25 µg/L	104	65.0	136
EP231X: N-Ethyl perfluorooctane sulfonamidoacetic acid (EtFOSAA)	2991-50-6	0.02	µg/L	<0.02	0.25 µg/L	94.3	61.0	135
EP231C: Perfluoroalkyl Sulfonamides (QCLot: 5862839)								
EP231X: Perfluorooctane sulfonamide (FOSA)	754-91-6	0.02	µg/L	<0.02	0.25 µg/L	106	67.0	137
EP231X: N-Methyl perfluorooctane sulfonamide (MeFOSA)	31506-32-8	0.05	µg/L	<0.05	0.625 µg/L	99.6	68.0	141
EP231X: N-Ethyl perfluorooctane sulfonamide (EtFOSA)	4151-50-2	0.05	µg/L	<0.05	0.625 µg/L	94.9	62.6	147
EP231X: N-Methyl perfluorooctane sulfonamidoethanol (MeFOSE)	24448-09-7	0.05	µg/L	<0.05	0.625 µg/L	94.7	66.0	145
EP231X: N-Ethyl perfluorooctane sulfonamidoethanol (EtFOSE)	1691-99-2	0.05	µg/L	<0.05	0.625 µg/L	94.8	57.6	145
EP231X: N-Methyl perfluorooctane sulfonamidoacetic acid (MeFOSAA)	2355-31-9	0.02	µg/L	<0.02	0.25 µg/L	112	65.0	136
EP231X: N-Ethyl perfluorooctane sulfonamidoacetic acid (EtFOSAA)	2991-50-6	0.02	µg/L	<0.02	0.25 µg/L	98.7	61.0	135
EP231D: (n:2) Fluorotelomer Sulfonic Acids (QCLot: 5862838)								

Sub-Matrix: **WATER**

Method: Compound	CAS Number	LOR	Unit	Method Blank (MB) Report Result	Laboratory Control Spike (LCS) Report: Spike Concentration	Spike Recovery (%) LCS	Acceptable Limits (%) Low	Acceptable Limits (%) High
EP231D: (n:2) Fluorotelomer Sulfonic Acids (QCLot: 5862838) - continued								
EP231X: 4:2 Fluorotelomer sulfonic acid (4:2 FTS)	757124-72-4	0.05	µg/L	<0.05	0.25 µg/L	103	63.0	143
EP231X: 6:2 Fluorotelomer sulfonic acid (6:2 FTS)	27619-97-2	0.05	µg/L	<0.05	0.25 µg/L	89.6	64.0	140
EP231X: 8:2 Fluorotelomer sulfonic acid (8:2 FTS)	39108-34-4	0.05	µg/L	<0.05	0.25 µg/L	82.6	67.0	138
EP231X: 10:2 Fluorotelomer sulfonic acid (10:2 FTS)	120226-60-0	0.05	µg/L	<0.05	0.25 µg/L	103	71.4	144
EP231D: (n:2) Fluorotelomer Sulfonic Acids (QCLot: 5862839)								
EP231X: 4:2 Fluorotelomer sulfonic acid (4:2 FTS)	757124-72-4	0.05	µg/L	<0.05	0.25 µg/L	88.0	63.0	143
EP231X: 6:2 Fluorotelomer sulfonic acid (6:2 FTS)	27619-97-2	0.05	µg/L	<0.05	0.25 µg/L	86.1	64.0	140
EP231X: 8:2 Fluorotelomer sulfonic acid (8:2 FTS)	39108-34-4	0.05	µg/L	<0.05	0.25 µg/L	107	67.0	138
EP231X: 10:2 Fluorotelomer sulfonic acid (10:2 FTS)	120226-60-0	0.05	µg/L	<0.05	0.25 µg/L	127	71.4	144

Matrix Spike (MS) Report

The quality control term Matrix Spike (MS) refers to an intralaboratory split sample spiked with a representative set of target analytes. The purpose of this QC parameter is to monitor potential matrix effects on analyte recoveries. Static Recovery Limits as per laboratory Data Quality Objectives (DQOs). Ideal recovery ranges stated may be waived in the event of sample matrix interference.

Sub-Matrix: **SOIL**

Laboratory sample ID	Sample ID	Method: Compound	CAS Number	Matrix Spike (MS) Report: Spike Concentration	SpikeRecovery(%) MS	Acceptable Limits (%) Low	Acceptable Limits (%) High
EP231A: Perfluoroalkyl Sulfonic Acids (QCLot: 5862734)							
ES2419493-021	Anonymous	EP231X: Perfluorobutane sulfonic acid (PFBS)	375-73-5	0.00125 mg/kg	82.1	72.0	128
		EP231X: Perfluoropentane sulfonic acid (PFPeS)	2706-91-4	0.00125 mg/kg	91.0	73.0	123
		EP231X: Perfluorohexane sulfonic acid (PFHxS)	355-46-4	0.00125 mg/kg	85.7	67.0	130
		EP231X: Perfluoroheptane sulfonic acid (PFHpS)	375-92-8	0.00125 mg/kg	97.4	70.0	132
		EP231X: Perfluorooctane sulfonic acid (PFOS)	1763-23-1	0.00125 mg/kg	90.5	68.0	136
		EP231X: Perfluorodecane sulfonic acid (PFDS)	335-77-3	0.00125 mg/kg	104	59.0	134
EP231B: Perfluoroalkyl Carboxylic Acids (QCLot: 5862734)							
ES2419493-021	Anonymous	EP231X: Perfluorobutanoic acid (PFBA)	375-22-4	0.00625 mg/kg	86.1	71.0	135
		EP231X: Perfluoropentanoic acid (PFPeA)	2706-90-3	0.00125 mg/kg	105	69.0	132
		EP231X: Perfluorohexanoic acid (PFHxA)	307-24-4	0.00125 mg/kg	90.7	70.0	132
		EP231X: Perfluoroheptanoic acid (PFHpA)	375-85-9	0.00125 mg/kg	111	71.0	131
		EP231X: Perfluorooctanoic acid (PFOA)	335-67-1	0.00125 mg/kg	102	69.0	133
		EP231X: Perfluorononanoic acid (PFNA)	375-95-1	0.00125 mg/kg	96.9	72.0	129
		EP231X: Perfluorodecanoic acid (PFDA)	335-76-2	0.00125 mg/kg	92.7	69.0	133
		EP231X: Perfluoroundecanoic acid (PFUnDA)	2058-94-8	0.00125 mg/kg	104	64.0	136
		EP231X: Perfluorododecanoic acid (PFDoDA)	307-55-1	0.00125 mg/kg	85.6	69.0	135
		EP231X: Perfluorotridecanoic acid (PFTrDA)	72629-94-8	0.00125 mg/kg	76.1	66.0	139
		EP231X: Perfluorotetradecanoic acid (PFTeDA)	376-06-7	0.00312 mg/kg	101	69.0	133
EP231C: Perfluoroalkyl Sulfonamides (QCLot: 5862734)							

Sub-Matrix: **SOIL**

Laboratory sample ID	Sample ID	Method: Compound	CAS Number	Matrix Spike (MS) Report: Spike Concentration	SpikeRecovery(%) MS	Acceptable Limits (%) Low	High
EP231C: Perfluoroalkyl Sulfonamides (QCLot: 5862734) - continued							
ES2419493-021	Anonymous	EP231X: Perfluorooctane sulfonamide (FOSA)	754-91-6	0.00125 mg/kg	114	67.0	137
		EP231X: N-Methyl perfluorooctane sulfonamide (MeFOSA)	31506-32-8	0.00312 mg/kg	100	71.6	129
		EP231X: N-Ethyl perfluorooctane sulfonamide (EtFOSA)	4151-50-2	0.00312 mg/kg	96.2	69.8	131
		EP231X: N-Methyl perfluorooctane sulfonamidoethanol (MeFOSE)	24448-09-7	0.00312 mg/kg	101	68.7	130
		EP231X: N-Ethyl perfluorooctane sulfonamidoethanol (EtFOSE)	1691-99-2	0.00312 mg/kg	99.7	65.1	134
		EP231X: N-Methyl perfluorooctane sulfonamidoacetic acid (MeFOSAA)	2355-31-9	0.00125 mg/kg	99.6	63.0	144
		EP231X: N-Ethyl perfluorooctane sulfonamidoacetic acid (EtFOSAA)	2991-50-6	0.00125 mg/kg	84.6	61.0	139
EP231D: (n:2) Fluorotelomer Sulfonic Acids (QCLot: 5862734)							
ES2419493-021	Anonymous	EP231X: 4:2 Fluorotelomer sulfonic acid (4:2 FTS)	757124-72-4	0.00125 mg/kg	80.6	62.0	145
		EP231X: 6:2 Fluorotelomer sulfonic acid (6:2 FTS)	27619-97-2	0.00125 mg/kg	112	64.0	140
		EP231X: 8:2 Fluorotelomer sulfonic acid (8:2 FTS)	39108-34-4	0.00125 mg/kg	124	65.0	137
		EP231X: 10:2 Fluorotelomer sulfonic acid (10:2 FTS)	120226-60-0	0.00125 mg/kg	101	69.2	143

Sub-Matrix: **WATER**

Laboratory sample ID	Sample ID	Method: Compound	CAS Number	Matrix Spike (MS) Report: Spike Concentration	SpikeRecovery(%) MS	Acceptable Limits (%) Low	High
EP231A: Perfluoroalkyl Sulfonic Acids (QCLot: 5862838)							
ES2419506-002	0902_MW002_240613	EP231X: Perfluorobutane sulfonic acid (PFBS)	375-73-5	0.25 µg/L	85.5	72.0	130
		EP231X: Perfluoropentane sulfonic acid (PFPeS)	2706-91-4	0.25 µg/L	97.6	71.0	127
		EP231X: Perfluorohexane sulfonic acid (PFHxS)	355-46-4	0.25 µg/L	83.3	68.0	131
		EP231X: Perfluoroheptane sulfonic acid (PFHpS)	375-92-8	0.25 µg/L	105	69.0	134
		EP231X: Perfluorooctane sulfonic acid (PFOS)	1763-23-1	0.25 µg/L	93.2	65.0	140
		EP231X: Perfluorodecane sulfonic acid (PFDS)	335-77-3	0.25 µg/L	98.7	53.0	142
EP231A: Perfluoroalkyl Sulfonic Acids (QCLot: 5862839)							
ES2419493-065	Anonymous	EP231X: Perfluorobutane sulfonic acid (PFBS)	375-73-5	0.25 µg/L	86.4	72.0	130
		EP231X: Perfluoropentane sulfonic acid (PFPeS)	2706-91-4	0.25 µg/L	115	71.0	127
		EP231X: Perfluorohexane sulfonic acid (PFHxS)	355-46-4	0.25 µg/L	84.4	68.0	131
		EP231X: Perfluoroheptane sulfonic acid (PFHpS)	375-92-8	0.25 µg/L	105	69.0	134
		EP231X: Perfluorooctane sulfonic acid (PFOS)	1763-23-1	0.25 µg/L	89.9	65.0	140
		EP231X: Perfluorodecane sulfonic acid (PFDS)	335-77-3	0.25 µg/L	86.8	53.0	142
EP231B: Perfluoroalkyl Carboxylic Acids (QCLot: 5862838)							
ES2419506-002	0902_MW002_240613	EP231X: Perfluorobutanoic acid (PFBA)	375-22-4	1.25 µg/L	92.2	73.0	129
		EP231X: Perfluoropentanoic acid (PFPeA)	2706-90-3	0.25 µg/L	94.0	72.0	129
		EP231X: Perfluorohexanoic acid (PFHxA)	307-24-4	0.25 µg/L	90.9	72.0	129

Sub-Matrix: **WATER**

				Matrix Spike (MS) Report			
				Spike	SpikeRecovery(%)	Acceptable Limits (%)	
Laboratory sample ID	Sample ID	Method: Compound	CAS Number	Concentration	MS	Low	High
EP231B: Perfluoroalkyl Carboxylic Acids (QCLot: 5862838) - continued							
ES2419506-002	0902_MW002_240613	EP231X: Perfluoroheptanoic acid (PFHpA)	375-85-9	0.25 µg/L	95.1	72.0	130
		EP231X: Perfluorooctanoic acid (PFOA)	335-67-1	0.25 µg/L	85.9	71.0	133
		EP231X: Perfluorononanoic acid (PFNA)	375-95-1	0.25 µg/L	92.3	69.0	130
		EP231X: Perfluorodecanoic acid (PFDA)	335-76-2	0.25 µg/L	91.9	71.0	129
		EP231X: Perfluoroundecanoic acid (PFUnDA)	2058-94-8	0.25 µg/L	101	69.0	133
		EP231X: Perfluorododecanoic acid (PFDoDA)	307-55-1	0.25 µg/L	91.0	72.0	134
		EP231X: Perfluorotridecanoic acid (PFTrDA)	72629-94-8	0.25 µg/L	94.3	65.0	144
		EP231X: Perfluorotetradecanoic acid (PFTeDA)	376-06-7	0.625 µg/L	91.2	71.0	132
EP231B: Perfluoroalkyl Carboxylic Acids (QCLot: 5862839)							
ES2419493-065	Anonymous	EP231X: Perfluorobutanoic acid (PFBA)	375-22-4	1.25 µg/L	91.7	73.0	129
		EP231X: Perfluoropentanoic acid (PFPeA)	2706-90-3	0.25 µg/L	97.7	72.0	129
		EP231X: Perfluorohexanoic acid (PFHxA)	307-24-4	0.25 µg/L	86.2	72.0	129
		EP231X: Perfluoroheptanoic acid (PFHpA)	375-85-9	0.25 µg/L	92.0	72.0	130
		EP231X: Perfluorooctanoic acid (PFOA)	335-67-1	0.25 µg/L	98.4	71.0	133
		EP231X: Perfluorononanoic acid (PFNA)	375-95-1	0.25 µg/L	100	69.0	130
		EP231X: Perfluorodecanoic acid (PFDA)	335-76-2	0.25 µg/L	99.9	71.0	129
		EP231X: Perfluoroundecanoic acid (PFUnDA)	2058-94-8	0.25 µg/L	102	69.0	133
		EP231X: Perfluorododecanoic acid (PFDoDA)	307-55-1	0.25 µg/L	92.2	72.0	134
		EP231X: Perfluorotridecanoic acid (PFTrDA)	72629-94-8	0.25 µg/L	81.5	65.0	144
		EP231X: Perfluorotetradecanoic acid (PFTeDA)	376-06-7	0.625 µg/L	104	71.0	132
EP231C: Perfluoroalkyl Sulfonamides (QCLot: 5862838)							
ES2419506-002	0902_MW002_240613	EP231X: Perfluorooctane sulfonamide (FOSA)	754-91-6	0.25 µg/L	103	67.0	137
		EP231X: N-Methyl perfluorooctane sulfonamide (MeFOSA)	31506-32-8	0.625 µg/L	94.5	68.0	141
		EP231X: N-Ethyl perfluorooctane sulfonamide (EtFOSA)	4151-50-2	0.625 µg/L	85.2	62.6	147
		EP231X: N-Methyl perfluorooctane sulfonamidoethanol (MeFOSE)	24448-09-7	0.625 µg/L	97.8	66.0	145
		EP231X: N-Ethyl perfluorooctane sulfonamidoethanol (EtFOSE)	1691-99-2	0.625 µg/L	97.1	57.6	145
		EP231X: N-Methyl perfluorooctane sulfonamidoacetic acid (MeFOSAA)	2355-31-9	0.25 µg/L	97.4	65.0	136
		EP231X: N-Ethyl perfluorooctane sulfonamidoacetic acid (EtFOSAA)	2991-50-6	0.25 µg/L	103	61.0	135
EP231C: Perfluoroalkyl Sulfonamides (QCLot: 5862839)							
ES2419493-065	Anonymous	EP231X: Perfluorooctane sulfonamide (FOSA)	754-91-6	0.25 µg/L	103	67.0	137
		EP231X: N-Methyl perfluorooctane sulfonamide (MeFOSA)	31506-32-8	0.625 µg/L	103	68.0	141
		EP231X: N-Ethyl perfluorooctane sulfonamide (EtFOSA)	4151-50-2	0.625 µg/L	99.1	62.6	147

Sub-Matrix: **WATER**

				Matrix Spike (MS) Report			
				Spike	SpikeRecovery(%)	Acceptable Limits (%)	
Laboratory sample ID	Sample ID	Method: Compound	CAS Number	Concentration	MS	Low	High
EP231C: Perfluoroalkyl Sulfonamides (QCLot: 5862839) - continued							
ES2419493-065	Anonymous	EP231X: N-Methyl perfluorooctane sulfonamidoethanol (MeFOSE)	24448-09-7	0.625 µg/L	101	66.0	145
		EP231X: N-Ethyl perfluorooctane sulfonamidoethanol (EtFOSE)	1691-99-2	0.625 µg/L	101	57.6	145
		EP231X: N-Methyl perfluorooctane sulfonamidoacetic acid (MeFOSAA)	2355-31-9	0.25 µg/L	116	65.0	136
		EP231X: N-Ethyl perfluorooctane sulfonamidoacetic acid (EtFOSAA)	2991-50-6	0.25 µg/L	88.2	61.0	135
EP231D: (n:2) Fluorotelomer Sulfonic Acids (QCLot: 5862838)							
ES2419506-002	0902_MW002_240613	EP231X: 4:2 Fluorotelomer sulfonic acid (4:2 FTS)	757124-72-4	0.25 µg/L	82.5	63.0	143
		EP231X: 6:2 Fluorotelomer sulfonic acid (6:2 FTS)	27619-97-2	0.25 µg/L	95.1	64.0	140
		EP231X: 8:2 Fluorotelomer sulfonic acid (8:2 FTS)	39108-34-4	0.25 µg/L	75.9	67.0	138
		EP231X: 10:2 Fluorotelomer sulfonic acid (10:2 FTS)	120226-60-0	0.25 µg/L	102	71.4	144
EP231D: (n:2) Fluorotelomer Sulfonic Acids (QCLot: 5862839)							
ES2419493-065	Anonymous	EP231X: 4:2 Fluorotelomer sulfonic acid (4:2 FTS)	757124-72-4	0.25 µg/L	80.9	63.0	143
		EP231X: 6:2 Fluorotelomer sulfonic acid (6:2 FTS)	27619-97-2	0.25 µg/L	90.1	64.0	140
		EP231X: 8:2 Fluorotelomer sulfonic acid (8:2 FTS)	39108-34-4	0.25 µg/L	101	67.0	138
		EP231X: 10:2 Fluorotelomer sulfonic acid (10:2 FTS)	120226-60-0	0.25 µg/L	111	71.4	144

QA/QC Compliance Assessment to assist with Quality Review

Work Order	: **ES2419506**	Page	: 1 of 7
Amendment	: **1**		
Client	: **AECOM AUSTRALIA PTY LTD**	Laboratory	: Environmental Division Sydney
Contact	: [redacted]	Telephone	: [redacted]
Project	: NSW_0902_PFASOMP_24	Date Samples Received	: 14-Jun-2024
Site	: 0902 - [redacted]	Issue Date	: 18-Jul-2024
Sampler	: [redacted]	No. of samples received	: 30
Order number	: 60612562_5.1	No. of samples analysed	: 30

This report is automatically generated by the ALS LIMS through interpretation of the ALS Quality Control Report and several Quality Assurance parameters measured by ALS. This automated reporting highlights any non-conformances, facilitates faster and more accurate data validation and is designed to assist internal expert and external Auditor review. Many components of this report contribute to the overall DQO assessment and reporting for guideline compliance.

Brief method summaries and references are also provided to assist in traceability.

Summary of Outliers

Outliers : Quality Control Samples

This report highlights outliers flagged in the Quality Control (QC) Report.

- **NO Method Blank value outliers occur.**
- **NO Duplicate outliers occur.**
- **NO Laboratory Control outliers occur.**
- **NO Matrix Spike outliers occur.**
- **For all regular sample matrices, where applicable to the methodology, NO surrogate recovery outliers occur.**

Outliers : Analysis Holding Time Compliance

- **NO Analysis Holding Time Outliers exist.**

Outliers : Frequency of Quality Control Samples

- **NO Quality Control Sample Frequency Outliers exist.**

Analysis Holding Time Compliance

If samples are identified below as having been analysed or extracted outside of recommended holding times, this should be taken into consideration when interpreting results.

This report summarizes extraction / preparation and analysis times and compares each with ALS recommended holding times (referencing USEPA SW 846, APHA, AS and NEPM) based on the sample container provided. Dates reported represent first date of extraction or analysis and preclude subsequent dilutions and reruns. A listing of breaches (if any) is provided herein.

Holding time for leachate methods (e.g. TCLP) vary according to the analytes reported. Assessment compares the leach date with the shortest analyte holding time for the equivalent soil method. These are: organics 14 days, mercury 28 days & other metals 180 days. A recorded breach does not guarantee a breach for all non-volatile parameters.

Holding times for ***VOC in soils*** vary according to analytes of interest. Vinyl Chloride and Styrene holding time is 7 days; others 14 days. A recorded breach does not guarantee a breach for all VOC analytes and should be verified in case the reported breach is a false positive or Vinyl Chloride and Styrene are not key analytes of interest/concern.

Matrix: **SOIL**

Evaluation: × = Holding time breach ; ✓ = Within holding time.

Method / Container / Client Sample ID(s)	Sample Date	Extraction / Preparation			Analysis		
		Date extracted	Due for extraction	Evaluation	Date analysed	Due for analysis	Evaluation
EA055: Moisture Content (Dried @ 105-110°C)							
HDPE Soil Jar (EA055) 0902_SD005_240613, 0902_SD007_240613, 0902_SD008_240613, 0902_SD009_240613, 0902_SD011_240613, 0902_SD013_240613, 0902_SD014_240613	**13-Jun-2024**	**----**	----	----	**18-Jun-2024**	27-Jun-2024	✓
EP231A: Perfluoroalkyl Sulfonic Acids							
HDPE Soil Jar (EP231X) 0902_SD005_240613, 0902_SD007_240613, 0902_SD008_240613, 0902_SD009_240613, 0902_SD011_240613, 0902_SD013_240613, 0902_SD014_240613	**13-Jun-2024**	**19-Jun-2024**	10-Dec-2024	✓	**21-Jun-2024**	29-Jul-2024	✓
EP231B: Perfluoroalkyl Carboxylic Acids							
HDPE Soil Jar (EP231X) 0902_SD005_240613, 0902_SD007_240613, 0902_SD008_240613, 0902_SD009_240613, 0902_SD011_240613, 0902_SD013_240613, 0902_SD014_240613	**13-Jun-2024**	**19-Jun-2024**	10-Dec-2024	✓	**21-Jun-2024**	29-Jul-2024	✓
EP231C: Perfluoroalkyl Sulfonamides							
HDPE Soil Jar (EP231X) 0902_SD005_240613, 0902_SD007_240613, 0902_SD008_240613, 0902_SD009_240613, 0902_SD011_240613, 0902_SD013_240613, 0902_SD014_240613	**13-Jun-2024**	**19-Jun-2024**	10-Dec-2024	✓	**21-Jun-2024**	29-Jul-2024	✓
EP231D: (n:2) Fluorotelomer Sulfonic Acids							
HDPE Soil Jar (EP231X) 0902_SD005_240613, 0902_SD007_240613, 0902_SD008_240613, 0902_SD009_240613, 0902_SD011_240613, 0902_SD013_240613, 0902_SD014_240613	**13-Jun-2024**	**19-Jun-2024**	10-Dec-2024	✓	**21-Jun-2024**	29-Jul-2024	✓

Matrix: **SOIL**

Evaluation: × = Holding time breach ; ✓ = Within holding time.

Method / Container / Client Sample ID(s)	Sample Date	Extraction / Preparation			Analysis		
		Date extracted	Due for extraction	Evaluation	Date analysed	Due for analysis	Evaluation
EP231P: PFAS Sums							
HDPE Soil Jar (EP231X) 0902_SD005_240613, 0902_SD007_240613, 0902_SD008_240613, 0902_SD009_240613, 0902_SD011_240613, 0902_SD013_240613, 0902_SD014_240613	**13-Jun-2024**	**19-Jun-2024**	10-Dec-2024	✓	**21-Jun-2024**	29-Jul-2024	✓

Matrix: **WATER**

Evaluation: × = Holding time breach ; ✓ = Within holding time.

Method / Container / Client Sample ID(s)	Sample Date	Extraction / Preparation			Analysis		
		Date extracted	Due for extraction	Evaluation	Date analysed	Due for analysis	Evaluation
EP231A: Perfluoroalkyl Sulfonic Acids							
HDPE (no PTFE) (EP231X) 0902_MW001_240613, 0902_MW002_240613, 0902_MW004_240613, 0902_MW005_240613, 0902_MW015_240613, 0902_MW016_240613, 0902_MW017_240613, 0902_MW111_240613, 0902_MW112_240613, 0902_MW113_240613, 0902_MW114_240613, 0902_SW005_240613, 0902_SW007_240613, 0902_SW008_240613, 0902_SW009_240613, 0902_SW011_240613, 0902_SW013_240613, 0902_SW014_240613, 0902_QC114_240613, 0902_QC113_240613, 0902_QC112_240613, 0902_QC307_240613	**13-Jun-2024**	**19-Jun-2024**	10-Dec-2024	✓	**20-Jun-2024**	10-Dec-2024	✓
HDPE (no PTFE) (EP231X) 0902_QC308_240614	**14-Jun-2024**	**19-Jun-2024**	11-Dec-2024	✓	**20-Jun-2024**	11-Dec-2024	✓
EP231B: Perfluoroalkyl Carboxylic Acids							
HDPE (no PTFE) (EP231X) 0902_MW001_240613, 0902_MW002_240613, 0902_MW004_240613, 0902_MW005_240613, 0902_MW015_240613, 0902_MW016_240613, 0902_MW017_240613, 0902_MW111_240613, 0902_MW112_240613, 0902_MW113_240613, 0902_MW114_240613, 0902_SW005_240613, 0902_SW007_240613, 0902_SW008_240613, 0902_SW009_240613, 0902_SW011_240613, 0902_SW013_240613, 0902_SW014_240613, 0902_QC114_240613, 0902_QC113_240613, 0902_QC112_240613, 0902_QC307_240613	**13-Jun-2024**	**19-Jun-2024**	10-Dec-2024	✓	**20-Jun-2024**	10-Dec-2024	✓
HDPE (no PTFE) (EP231X) 0902_QC308_240614	**14-Jun-2024**	**19-Jun-2024**	11-Dec-2024	✓	**20-Jun-2024**	11-Dec-2024	✓

Matrix: **WATER**

Evaluation: × = Holding time breach ; ✓ = Within holding time.

Method / Container / Client Sample ID(s)		Sample Date	Extraction / Preparation			Analysis		
			Date extracted	Due for extraction	Evaluation	Date analysed	Due for analysis	Evaluation
EP231C: Perfluoroalkyl Sulfonamides								
HDPE (no PTFE) (EP231X)								
0902_MW001_240613,	0902_MW002_240613,	**13-Jun-2024**	**19-Jun-2024**	10-Dec-2024	✓	**20-Jun-2024**	10-Dec-2024	✓
0902_MW004_240613,	0902_MW005_240613,							
0902_MW015_240613,	0902_MW016_240613,							
0902_MW017_240613,	0902_MW111_240613,							
0902_MW112_240613,	0902_MW113_240613,							
0902_MW114_240613,	0902_SW005_240613,							
0902_SW007_240613,	0902_SW008_240613,							
0902_SW009_240613,	0902_SW011_240613,							
0902_SW013_240613,	0902_SW014_240613,							
0902_QC114_240613,	0902_QC113_240613,							
0902_QC112_240613,	0902_QC307_240613							
HDPE (no PTFE) (EP231X)								
0902_QC308_240614		**14-Jun-2024**	**19-Jun-2024**	11-Dec-2024	✓	**20-Jun-2024**	11-Dec-2024	✓
EP231D: (n:2) Fluorotelomer Sulfonic Acids								
HDPE (no PTFE) (EP231X)								
0902_MW001_240613,	0902_MW002_240613,	**13-Jun-2024**	**19-Jun-2024**	10-Dec-2024	✓	**20-Jun-2024**	10-Dec-2024	✓
0902_MW004_240613,	0902_MW005_240613,							
0902_MW015_240613,	0902_MW016_240613,							
0902_MW017_240613,	0902_MW111_240613,							
0902_MW112_240613,	0902_MW113_240613,							
0902_MW114_240613,	0902_SW005_240613,							
0902_SW007_240613,	0902_SW008_240613,							
0902_SW009_240613,	0902_SW011_240613,							
0902_SW013_240613,	0902_SW014_240613,							
0902_QC114_240613,	0902_QC113_240613,							
0902_QC112_240613,	0902_QC307_240613							
HDPE (no PTFE) (EP231X)								
0902_QC308_240614		**14-Jun-2024**	**19-Jun-2024**	11-Dec-2024	✓	**20-Jun-2024**	11-Dec-2024	✓

Matrix: **WATER**

Evaluation: × = Holding time breach ; ✓ = Within holding time.

Method / Container / Client Sample ID(s)	Sample Date	Extraction / Preparation			Analysis		
		Date extracted	Due for extraction	Evaluation	Date analysed	Due for analysis	Evaluation
EP231P: PFAS Sums							
HDPE (no PTFE) (EP231X) 0902_MW001_240613, 0902_MW002_240613, 0902_MW004_240613, 0902_MW005_240613, 0902_MW015_240613, 0902_MW016_240613, 0902_MW017_240613, 0902_MW111_240613, 0902_MW112_240613, 0902_MW113_240613, 0902_MW114_240613, 0902_SW005_240613, 0902_SW007_240613, 0902_SW008_240613, 0902_SW009_240613, 0902_SW011_240613, 0902_SW013_240613, 0902_SW014_240613, 0902_QC114_240613, 0902_QC113_240613, 0902_QC112_240613, 0902_QC307_240613	**13-Jun-2024**	**19-Jun-2024**	10-Dec-2024	✓	**20-Jun-2024**	10-Dec-2024	✓
HDPE (no PTFE) (EP231X) 0902_QC308_240614	**14-Jun-2024**	**19-Jun-2024**	11-Dec-2024	✓	**20-Jun-2024**	11-Dec-2024	✓

Quality Control Parameter Frequency Compliance

The following report summarises the frequency of laboratory QC samples analysed within the analytical lot(s) in which the submitted sample(s) was(were) processed. Actual rate should be greater than or equal to the expected rate. A listing of breaches is provided in the Summary of Outliers.

Matrix: **SOIL**

Evaluation: × = Quality Control frequency not within specification ; ✓ = Quality Control frequency within specification.

Quality Control Sample Type		Count		Rate (%)			Quality Control Specification
Analytical Methods	*Method*	*QC*	*Regular*	***Actual***	***Expected***	*Evaluation*	
Laboratory Duplicates (DUP)							
Moisture Content	EA055	2	20	**10.00**	**10.00**	✓	NEPM 2013 B3 & ALS QC Standard
Per- and Polyfluoroalkyl Substances (PFAS) by LCMSMS	EP231X	2	17	**11.76**	**10.00**	✓	NEPM 2013 B3 & ALS QC Standard
Laboratory Control Samples (LCS)							
Per- and Polyfluoroalkyl Substances (PFAS) by LCMSMS	EP231X	1	17	**5.88**	**5.00**	✓	NEPM 2013 B3 & ALS QC Standard
Method Blanks (MB)							
Per- and Polyfluoroalkyl Substances (PFAS) by LCMSMS	EP231X	1	17	**5.88**	**5.00**	✓	NEPM 2013 B3 & ALS QC Standard
Matrix Spikes (MS)							
Per- and Polyfluoroalkyl Substances (PFAS) by LCMSMS	EP231X	1	17	**5.88**	**5.00**	✓	NEPM 2013 B3 & ALS QC Standard

Matrix: **WATER**

Evaluation: × = Quality Control frequency not within specification ; ✓ = Quality Control frequency within specification.

Quality Control Sample Type		Count		Rate (%)			Quality Control Specification
Analytical Methods	*Method*	*QC*	*Regular*	***Actual***	***Expected***	*Evaluation*	
Laboratory Duplicates (DUP)							
Per- and Polyfluoroalkyl Substances (PFAS) by LCMSMS	EP231X	4	34	**11.76**	**10.00**	✓	NEPM 2013 B3 & ALS QC Standard
Laboratory Control Samples (LCS)							
Per- and Polyfluoroalkyl Substances (PFAS) by LCMSMS	EP231X	2	34	**5.88**	**5.00**	✓	NEPM 2013 B3 & ALS QC Standard
Method Blanks (MB)							
Per- and Polyfluoroalkyl Substances (PFAS) by LCMSMS	EP231X	2	34	**5.88**	**5.00**	✓	NEPM 2013 B3 & ALS QC Standard
Matrix Spikes (MS)							
Per- and Polyfluoroalkyl Substances (PFAS) by LCMSMS	EP231X	2	34	**5.88**	**5.00**	✓	NEPM 2013 B3 & ALS QC Standard

Brief Method Summaries

The analytical procedures used by the Environmental Division have been developed from established internationally recognized procedures such as those published by the US EPA, APHA, AS and NEPM. In house developed procedures are employed in the absence of documented standards or by client request. The following report provides brief descriptions of the analytical procedures employed for results reported in the Certificate of Analysis. Sources from which ALS methods have been developed are provided within the Method Descriptions.

Analytical Methods	*Method*	*Matrix*	*Method Descriptions*
Moisture Content	EA055	SOIL	In house: A gravimetric procedure based on weight loss over a 12 hour drying period at 105-110 degrees C. This method is compliant with NEPM Schedule B(3).
Per- and Polyfluoroalkyl Substances (PFAS) by LCMSMS	EP231X	SOIL	In-house: Analysis of soils by solvent extraction followed by LC-Electrospray-MS-MS, Negative Mode using MRM using internal standard quantitation. Isotopically labelled analogues of target analytes used as internal standards and surrogates are added to a portion of soil which is then extracted with MTBE and an ion pairing reagent. A portion of extract is exchanged into the analytical solvent mixture, combined with an equal volume reagent water and filtered for analysis. Method procedures and data quality objectives conform to US DoD QSM 5.4, table B-15 requirements.
Per- and Polyfluoroalkyl Substances (PFAS) by LCMSMS	EP231X	WATER	In-house: Analysis of fresh and saline waters by Solid Phase Extraction (SPE) followed by LC-Electrospray-MS-MS, Negative Mode using MRM and internal standard quantitation. Isotopically labelled analogues of target analytes used as internal standards and surrogates are added to the sample container. The entire contents are transferred to a solid phase extraction (SPE) cartridge. The sample container is successively rinsed with aliquots of the elution solvent. The eluted extract is combined with an equal volume of reagent water and a portion is filtered for analysis. Method procedures and data quality objectives conform to US DoD QSM 5.4, table B-15 requirements.

Preparation Methods	*Method*	*Matrix*	*Method Descriptions*
QuECheRS Extraction of Solids	ORG71	SOIL	In house: Sequential extractions with Acetonitrile/Methanol by shaking. Extraction efficiency aided by the addition of salts under acidic conditions. Where relevant, interferences from co-extracted organics are removed with dispersive clean-up media (dSPE). The extract is either diluted or concentrated and exchanged into the analytical solvent.
Solid Phase Extraction (SPE) for PFAS in water	ORG72	WATER	In-house: Isotopically labelled analogues of target analytes used as internal standards and surrogates are added to the sample container. The entire contents are transferred to a solid phase extraction (SPE) cartridge. The sample container is successively rinsed with aliquots of the elution solvent. The eluted extract is combined with an equal volume of reagent water and a portion is filtered for analysis. Method procedures conform to US DoD QSM 5.3, table B-15 requirements.

SAMPLE RECEIPT NOTIFICATION (SRN)

Work Order : **ES2419506**
Amendment : **1**

Client	: **AECOM AUSTRALIA PTY LTD**	Laboratory	: Environmental Division Sydney
Contact	: [redacted]	Contact	: [redacted]
Address	: LEVEL 21 420 GEORGE STREET SYDNEY NSW, AUSTRALIA 2000	Address	: 277-289 Woodpark Road Smithfield NSW Australia 2164
E-mail	: [redacted]	E-mail	: [redacted]
Telephone	: ----	Telephone	: [redacted]
Facsimile	: ----	Facsimile	: [redacted]
Project	: NSW_0902_PFASOMP_24	Page	: 1 of 3
Order number	: 60612562_5.1	Quote number	: ES2021AECOMAU0027 (SY/139/19 v4 60612562_5.1)
C-O-C number	: 67885	QC Level	: NEPM 2013 B3 & ALS QC Standard
Site	: 0902 - [redacted]		
Sampler	: [redacted]		

Dates

Date Samples Received	: 14-Jun-2024 12:10	Issue Date	: 18-Jul-2024
Client Requested Due Date	: 21-Jun-2024	Scheduled Reporting Date	: **21-Jun-2024**

Delivery Details

Mode of Delivery	: Client Drop Off	Security Seal	: Intact.
No. of coolers/boxes	: 1	Temperature	: 3.8'C, 2.7'C - Ice present
Receipt Detail	:	No. of samples received / analysed	: 30 / 30

General Comments

- This report contains the following information:
  - Sample Container(s)/Preservation Non-Compliances
  - Summary of Sample(s) and Requested Analysis
  - Proactive Holding Time Report
  - Requested Deliverables
- **Please refer to the Proactive Holding Time Report table below which summarises breaches of recommended holding times that have occurred prior to samples/instructions being received at the laboratory. The laboratory will process these samples unless instructions are received from you indicating you do not wish to proceed. The absence of this summary table indicates that all samples have been received within the recommended holding times for the analysis requested.**
- **18/07/2024: This is an updated SRN reflecting a change in the sampling date and time for samples ES2419506-001-028 and 030.**
- Please direct any queries you have regarding this work order to the above ALS laboratory contact.
- Analytical work for this work order will be conducted at ALS Sydney.
- Sample Disposal - Aqueous (3 weeks), Solid (2 months ± 1 week) from receipt of samples.
- Please be aware that APHA/NEPM recommends water and soil samples be chilled to less than or equal to 6°C for chemical analysis, and less than or equal to 10°C but unfrozen for Microbiological analysis. Where samples are received above this temperature, it should be taken into consideration when interpreting results. Refer to ALS EnviroMail 85 for ALS recommendations of the best practice for chilling samples after sampling and for maintaining a cool temperature during transit.

Sample Container(s)/Preservation Non-Compliances

All comparisons are made against pretreatment/preservation AS, APHA, USEPA standards.

- **No sample container / preservation non-compliance exists.**

Summary of Sample(s) and Requested Analysis

Some items described below may be part of a laboratory process necessary for the execution of client requested tasks. Packages may contain additional analyses, such as the determination of moisture content and preparation tasks, that are included in the package.
If no sampling time is provided, the sampling time will default 00:00 on the date of sampling. If no sampling date is provided, the sampling date will be assumed by the laboratory and displayed in brackets without a time component

Matrix: **SOIL**

Laboratory sample ID	Sampling date / time	Sample ID	SOIL - EA055-103 Moisture Content	SOIL - EP231X (solids) PFAS - Full Suite (30 analytes)
ES2419506-012	13-Jun-2024 11:22	0902_SD005_240613	✓	✓
ES2419506-013	13-Jun-2024 12:26	0902_SD007_240613	✓	✓
ES2419506-014	13-Jun-2024 13:01	0902_SD008_240613	✓	✓
ES2419506-015	13-Jun-2024 13:32	0902_SD009_240613	✓	✓
ES2419506-016	13-Jun-2024 14:02	0902_SD011_240613	✓	✓
ES2419506-017	13-Jun-2024 14:32	0902_SD013_240613	✓	✓
ES2419506-018	13-Jun-2024 09:54	0902_SD014_240613	✓	✓

Matrix: **WATER**

Laboratory sample ID	Sampling date / time	Sample ID	WATER - EP231X PFAS - Full Suite (31 analytes)
ES2419506-001	13-Jun-2024 12:47	0902_MW001_240613	✓
ES2419506-002	13-Jun-2024 11:57	0902_MW002_240613	✓
ES2419506-003	13-Jun-2024 10:46	0902_MW004_240613	✓
ES2419506-004	13-Jun-2024 10:07	0902_MW005_240613	✓
ES2419506-005	13-Jun-2024 14:45	0902_MW015_240613	✓
ES2419506-006	13-Jun-2024 09:34	0902_MW016_240613	✓
ES2419506-007	13-Jun-2024 14:27	0902_MW017_240613	✓
ES2419506-008	13-Jun-2024 10:08	0902_MW111_240613	✓
ES2419506-009	13-Jun-2024 10:38	0902_MW112_240613	✓
ES2419506-010	13-Jun-2024 12:04	0902_MW113_240613	✓
ES2419506-011	13-Jun-2024 12:42	0902_MW114_240613	✓
ES2419506-019	13-Jun-2024 11:21	0902_SW005_240613	✓
ES2419506-020	13-Jun-2024 12:26	0902_SW007_240613	✓
ES2419506-021	13-Jun-2024 13:01	0902_SW008_240613	✓
ES2419506-022	13-Jun-2024 13:32	0902_SW009_240613	✓
ES2419506-023	13-Jun-2024 14:04	0902_SW011_240613	✓

			WATER - EP231X PFAS - Full Suite (31 analytes)
ES2419506-024	13-Jun-2024 10:47	0902_SW013_240613	✓
ES2419506-025	13-Jun-2024 16:39	0902_SW014_240613	✓
ES2419506-026	13-Jun-2024 16:56	0902_QC114_240613	✓
ES2419506-027	13-Jun-2024 16:57	0902_QC113_240613	✓
ES2419506-028	13-Jun-2024 16:58	0902_QC112_240613	✓
ES2419506-029	13-Jun-2024 18:08	0902_QC307_240613	✓
ES2419506-030	14-Jun-2024 10:00	0902_QC308_240614	✓

Proactive Holding Time Report

Sample(s) have been received within the recommended holding times for the requested analysis.

Requested Deliverables

ACCOUNTS PAYABLE

- A4 - AU Tax Invoice (INV) — Email [redacted]

DERP ESDAT REPORTS

- EDI Format - ESDAT (ESDAT) — Email [redacted]

[redacted]

- *AU Certificate of Analysis - NATA (COA) — Email [redacted]
- *AU Interpretive QC Report - DEFAULT (Anon QCI Rep) (QCI) — Email [redacted]
- *AU QC Report - DEFAULT (Anon QC Rep) - NATA (QC) — Email [redacted]
- A4 - AU Sample Receipt Notification - Environmental HT (SRN) — Email [redacted]
- A4 - AU Tax Invoice (INV) — Email [redacted]
- Chain of Custody (CoC) (COC) — Email [redacted]
- EDI Format - ESDAT (ESDAT) — Email [redacted]

[redacted]

- *AU Certificate of Analysis - NATA (COA) — Email [redacted]
- *AU Interpretive QC Report - DEFAULT (Anon QCI Rep) (QCI) — Email [redacted]
- *AU QC Report - DEFAULT (Anon QC Rep) - NATA (QC) — Email [redacted]
- A4 - AU Sample Receipt Notification - Environmental HT (SRN) — Email [redacted]
- Chain of Custody (CoC) (COC) — Email [redacted]
- EDI Format - ESDAT (ESDAT) — Email [redacted]

[redacted]

- *AU Certificate of Analysis - NATA (COA) — Email [redacted]
- *AU Interpretive QC Report - DEFAULT (Anon QCI Rep) (QCI) — Email [redacted]
- *AU QC Report - DEFAULT (Anon QC Rep) - NATA (QC) — Email [redacted]
- A4 - AU Sample Receipt Notification - Environmental HT (SRN) — Email [redacted]
- Chain of Custody (CoC) (COC) — Email [redacted]
- EDI Format - EQUIS V5 AECOM (EQUIS_V5_AECOM) — Email [redacted]
- EDI Format - ESDAT (ESDAT) — Email [redacted]

ES2419506

CHAIN OF CUSTODY

(ALS) COC#: 67885 *ALS Laboratory:* ES Sydney Environmental

RELINQUISHED BY:	RECEIVED BY:	RELINQUISHED BY:	RECEIVED BY:
DATE TIME:	[redacted] DATE TIME: 14/6/24 12:44	DATE TIME:	DATE TIME:

CLIENT: AECOMAU - AECOM Australia Pty Ltd

PROJECT: NSW_0902_PFASOMP_24

SITE: 0902 [redacted]

ORDER NO:

PROJECT MANAGER: [redacted]

PRIMARY SAMPLER: [redacted]

CONTACT PH: SAMPLER MOBILE:

QUOTE NO: SY/139/19 v4 60612562_5.1 / ES2021AECOMAU0027

EMAIL REPORTS TO:

EMAIL INVOICES TO:

TURNAROUND REQUIREMENTS : 5 Days

Biohazard info:

LABORATORY USE ONLY (Circle)

Custody Seal intact?	Yes	No	N/A
Free ice / frozen ice bricks present upon receipt?	Yes	No	N/A
Random Sample Temperature on Receipt:		°C	

Other comments:

SAMPLE DETAILS							ANALYSIS REQUIRED			
SAMPLE	NAME	DESCRIPTION	DATE / TIME	MATRIX	TOTAL BOTTLES	ON HOLD	PFAS Soil - New Analysis SOIL	PFAS Waters - New Analysis WATER	ALTERNATIVE ANALYSIS	ADDITIONAL INFORMATION
001	0902_MW001_240613		13/06/2024 04:28 PM	WATER	ALS: 4 Non ALS: 0	No		X		
002	0902_MW002_240613		13/06/2024 04:38 PM	WATER	ALS: 4 Non ALS: 0	No		X		
003	0902_MW004_240613		13/06/2024 04:43 PM	WATER	ALS: 4 Non ALS: 0	No		X		
004	0902_MW005_240613		13/06/2024 04:46 PM	WATER	ALS: 4 Non ALS: 0	No		X		
005	0902_MW015_240613		13/06/2024 04:51 PM	WATER	ALS: 4 Non ALS: 0	No		X		
006	0902_MW016_240613		13/06/2024 04:44 PM	WATER	ALS: 4 Non ALS: 0	No		X		
007	0902_MW017_240613		13/06/2024 04:54 PM	WATER	ALS: 4 Non ALS: 0	No		X		

Environmental Division Sydney
Work Order Reference
ES2419506

Telephone : [redacted]

CHAIN OF CUSTODY

(ALS) COC#: 67885 ALS Laboratory: ES Sydney Environmental

RELINQUISHED BY:	RECEIVED BY:	RELINQUISHED BY:	RECEIVED BY:
DATE TIME:	[redacted] DATE TIME: 14/6/24 12:16	DATE TIME:	DATE TIME:

CLIENT: AECOMAU - AECOM Australia Pty Ltd

PROJECT: NSW_0902_PFASOMP_24

SITE: 0902 - [redacted]

ORDER NO:

PROJECT MANAGER: [redacted]

PRIMARY SAMPLER: [redacted]

CONTACT PH: SAMPLER MOBILE:

QUOTE NO: SY/139/19 v4 60612562_5.1 / ES2021AECOMAU0027

EMAIL REPORTS TO:

EMAIL INVOICES TO:

TURNAROUND REQUIREMENTS : 5 Days

Biohazard info:

LABORATORY USE ONLY (Circle)

Custody Seal intact?	Yes	No	N/A
Free ice / frozen ice bricks present upon receipt?	Yes	No	N/A
Random Sample Temperature on Receipt:		°C	
Other comments:			

SAMPLE DETAILS							ANALYSIS REQUIRED			
SAMPLE	NAME	DESCRIPTION	DATE / TIME	MATRIX	TOTAL BOTTLES	ON HOLD	PFAS Soil - New Analysis SOIL	PFAS Waters - New Analysis WATER	ALTERNATIVE ANALYSIS	ADDITIONAL INFORMATION
008	0902_MW111_240613		13/06/2024 04:47 PM	WATER	ALS: 4 Non ALS: 0	No		X		
009	0902_MW112_240613		13/06/2024 04:41 PM	WATER	ALS: 4 Non ALS: 0	No		X		
010	0902_MW113_240613		13/06/2024 04:31 PM	WATER	ALS: 4 Non ALS: 0	No		X		
011	0902_MW114_240613		13/06/2024 04:30 PM	WATER	ALS: 4 Non ALS: 0	No		X		
012	0902_SD005_240613		13/06/2024 04:49 PM	SOIL	ALS: 1 Non ALS: 0	No	X			
013	0902_SD007_240613		13/06/2024 04:35 PM	SOIL	ALS: 1 Non ALS: 0	No	X			
014	0902_SD008_240613		13/06/2024 04:46 PM	SOIL	ALS: 1 Non ALS: 0	No	X			

CHAIN OF CUSTODY

(ALS) COC#: 67885 ALS Laboratory: ES Sydney Environmental

RELINQUISHED BY:	RECEIVED BY:	RELINQUISHED BY:	RECEIVED BY:
DATE TIME:	[redacted] DATE TIME: 14/6/24 12:40pm	DATE TIME:	DATE TIME:

CLIENT: AECOMAU - AECOM Australia Pty Ltd

PROJECT: NSW_0902_PFASOMP_24

SITE: 0902 - [redacted]

ORDER NO:

PROJECT MANAGER: [redacted]

PRIMARY SAMPLER: [redacted]

CONTACT PH: SAMPLER MOBILE:

QUOTE NO: SY/139/19 v4 60612562_5.1 / ES2021AECOMAU002 7

EMAIL REPORTS TO:

EMAIL INVOICES TO:

TURNAROUND REQUIREMENTS : 5 Days

Biohazard info:

LABORATORY USE ONLY (Circle)

Custody Seal intact?	Yes	No	N/A
Free ice / frozen ice bricks present upon receipt?	Yes	No	N/A
Random Sample Temperature on Receipt:		°C	
Other comments:			

SAMPLE DETAILS							ANALYSIS REQUIRED			
SAMPLE	NAME	DESCRIPTION	DATE / TIME	MATRIX	TOTAL BOTTLES	ON HOLD	PFAS Soil - New Analysis SOIL	PFAS Waters - New Analysis WATER	ALTERNATIVE ANALYSIS	ADDITIONAL INFORMATION
015	0902_SD009_240613		13/06/2024 04:39 PM	SOIL	ALS: 1 Non ALS: 0	No	X			
016	0902_SD011_240613		13/06/2024 04:34 PM	SOIL	ALS: 1 Non ALS: 0	No	X			
017	0902_SD013_240613		13/06/2024 04:52 PM	SOIL	ALS: 1 Non ALS: 0	No	X			
018	0902_SD014_240613		13/06/2024 04:45 PM	SOIL	ALS: 1 Non ALS: 0	No	X			
019	0902_SW005_240613		13/06/2024 04:42 PM	WATER	ALS: 4 Non ALS: 0	No		X		
020	0902_SW007_240613		13/06/2024 04:37 PM	WATER	ALS: 4 Non ALS: 0	No		X		
021	0902_SW008_240613		13/06/2024 04:33 PM	WATER	ALS: 4 Non ALS: 0	No		X		

CHAIN OF CUSTODY

(ALS) COC#: 67885 *ALS Laboratory:* ES Sydney Environmental

RELINQUISHED BY:	RECEIVED BY:	RELINQUISHED BY:	RECEIVED BY:
DATE TIME:	[redacted] DATE TIME: 14/6/24	DATE TIME:	DATE TIME:

CLIENT: AECOMAU - AECOM Australia Pty Ltd

PROJECT: NSW_0902_PFASOMP_24

SITE: 0902 - [redacted]

ORDER NO:

PROJECT MANAGER: [redacted]

PRIMARY SAMPLER: [redacted]

CONTACT PH: SAMPLER MOBILE:

QUOTE NO: SY/139/19 v4 60612562_5.1 / ES2021AECOMAU002 7

EMAIL REPORTS TO:

EMAIL INVOICES TO:

TURNAROUND REQUIREMENTS : 5 Days

Biohazard info:

LABORATORY USE ONLY (Circle)

Custody Seal intact?	Yes	No	N/A
Free ice / frozen ice bricks present upon receipt?	Yes	No	N/A
Random Sample Temperature on Receipt:		°C	
Other comments:			

SAMPLE DETAILS							ANALYSIS REQUIRED			
SAMPLE	NAME	DESCRIPTION	DATE / TIME	MATRIX	TOTAL BOTTLES	ON HOLD	PFAS Soil - New Analysis SOIL	PFAS Waters - New Analysis WATER	ALTERNATIVE ANALYSIS	ADDITIONAL INFORMATION
022	0902_SW009_240613		13/06/2024 04:35 PM	WATER	ALS: 4 Non ALS: 0	No		X		
023	0902_SW011_240613		13/06/2024 04:32 PM	WATER	ALS: 4 Non ALS: 0	No		X		
024	0902_SW013_240613		13/06/2024 04:52 PM	WATER	ALS: 4 Non ALS: 0	No		X		
025	0902_SW014_240613		13/06/2024 04:39 PM	WATER	ALS: 4 Non ALS: 0	No		X		
026	0902_QC114_240613		13/06/2024 04:56 PM	WATER	ALS: 4 Non ALS: 0	No		X		
027	0902_QC113_240613		13/06/2024 04:57 PM	WATER	ALS: 4 Non ALS: 0	No		X		
028	0902_QC112_240613		13/06/2024 04:58 PM	WATER	ALS: 4 Non ALS: 0	No		X		

CHAIN OF CUSTODY

(ALS) COC#: 67885 *ALS Laboratory:* ES Sydney Environmental

RELINQUISHED BY:	RECEIVED BY:	RELINQUISHED BY:	RECEIVED BY:
DATE TIME:	[redacted] DATE TIME: 14/6/24 12:19	DATE TIME:	DATE TIME:

CLIENT: AECOMAU - AECOM Australia Pty Ltd

PROJECT: NSW_0902_PFASOMP_24

SITE: 0902 - [redacted]

ORDER NO:

PROJECT MANAGER: [redacted]

PRIMARY SAMPLER: [redacted]

EMAIL REPORTS TO:

EMAIL INVOICES TO:

TURNAROUND REQUIREMENTS : 5 Days

Biohazard info:

CONTACT PH: SAMPLER MOBILE:

QUOTE NO: SY/139/19 v4 60612562_5.1 / ES2021AECOMAU0027

LABORATORY USE ONLY (Circle)

Custody Seal intact?	Yes	No	N/A
Free ice / frozen ice bricks present upon receipt?	Yes	No	N/A
Random Sample Temperature on Receipt:		°C	
Other comments:			

SAMPLE DETAILS							ANALYSIS REQUIRED			
SAMPLE	NAME	DESCRIPTION	DATE / TIME	MATRIX	TOTAL BOTTLES	ON HOLD	PFAS Soil - New Analysis SOIL	PFAS Waters - New Analysis WATER	ALTERNATIVE ANALYSIS	ADDITIONAL INFORMATION
029	0902_QC307_240613		13/06/2024 06:08 PM	WATER	ALS: 4 Non ALS: 0	No		X		
030	0902_QC308_240614		13/06/2024 06:09 PM	WATER	ALS: 4 Non ALS: 0	No		X		

CHAIN OF CUSTODY

(ALS) COC#: 67885 *ALS Laboratory:* ES Sydney Environmental

RELINQUISHED BY:	RECEIVED BY:	RELINQUISHED BY:	RECEIVED BY:
DATE TIME:	[redacted] DATE TIME: 14/6/24 12:40	DATE TIME:	DATE TIME:

CLIENT: AECOMAU - AECOM Australia Pty Ltd

PROJECT: NSW_0902_PFASOMP_24

SITE: 0902 - [redacted]

ORDER NO:

PROJECT MANAGER: [redacted]

PRIMARY SAMPLER: [redacted]

CONTACT PH: SAMPLER MOBILE:

QUOTE NO: SY/139/19 v4 60612562_5.1 / ES2021AECOMAU0027

EMAIL REPORTS TO:

EMAIL INVOICES TO:

TURNAROUND REQUIREMENTS : 5 Days

Biohazard info:

LABORATORY USE ONLY (Circle)

Custody Seal intact? Yes No N/A

Free ice / frozen ice bricks present upon receipt? Yes No N/A

Random Sample Temperature on Receipt: °C

Other comments:

SAMPLE	SAMPLE NAME	BOTTLE NAME	VOLUME	BARCODE	TYPE	FILTERED	REASON
001	0902_MW001_240613	HDPE (no PTFE)	20 mL	00351221028228	Grey	No	
001	0902_MW001_240613	HDPE (no PTFE)	20 mL	00351221028913	Grey	No	
001	0902_MW001_240613	HDPE (no PTFE)	20 mL	00351221029572	Grey	No	
001	0902_MW001_240613	HDPE (no PTFE)	20 mL	00351221028118	Grey	No	
002	0902_MW002_240613	HDPE (no PTFE)	20 mL	00351221028257	Grey	No	
002	0902_MW002_240613	HDPE (no PTFE)	20 mL	00352312045367	Grey	No	
002	0902_MW002_240613	HDPE (no PTFE)	20 mL	00351221028048	Grey	No	
002	0902_MW002_240613	HDPE (no PTFE)	20 mL	00352312045397	Grey	No	
003	0902_MW004_240613	HDPE (no PTFE)	20 mL	00352312045179	Grey	No	
003	0902_MW004_240613	HDPE (no PTFE)	20 mL	00352312045357	Grey	No	
003	0902_MW004_240613	HDPE (no PTFE)	20 mL	00352312045251	Grey	No	
003	0902_MW004_240613	HDPE (no PTFE)	20 mL	00352312045301	Grey	No	
004	0902_MW005_240613	HDPE (no PTFE)	20 mL	00352312045215	Grey	No	
004	0902_MW005_240613	HDPE (no PTFE)	20 mL	00352312045230	Grey	No	
004	0902_MW005_240613	HDPE (no PTFE)	20 mL	00352312045164	Grey	No	
004	0902_MW005_240613	HDPE (no PTFE)	20 mL	00352312045415	Grey	No	
005	0902_MW015_240613	HDPE (no PTFE)	20 mL	00351221028190	Grey	No	
005	0902_MW015_240613	HDPE (no PTFE)	20 mL	00352312045194	Grey	No	
005	0902_MW015_240613	HDPE (no PTFE)	20 mL	00351221028088	Grey	No	
005	0902_MW015_240613	HDPE (no PTFE)	20 mL	00352312045424	Grey	No	
006	0902_MW016_240613	HDPE (no PTFE)	20 mL	00352312045320	Grey	No	
006	0902_MW016_240613	HDPE (no PTFE)	20 mL	00352312045356	Grey	No	
006	0902_MW016_240613	HDPE (no PTFE)	20 mL	00352312045423	Grey	No	
006	0902_MW016_240613	HDPE (no PTFE)	20 mL	00352312045192	Grey	No	
007	0902_MW017_240613	HDPE (no PTFE)	20 mL	00351221023019	Grey	No	
007	0902_MW017_240613	HDPE (no PTFE)	20 mL	00352312045405	Grey	No	

CHAIN OF CUSTODY

(ALS) COC#: 67885 ALS Laboratory: ES Sydney Environmental

RELINQUISHED BY:	RECEIVED BY:	RELINQUISHED BY:	RECEIVED BY:
DATE TIME:	[redacted] DATE TIME: 14/6/24 12:44	DATE TIME:	DATE TIME:

CLIENT: AECOMAU - AECOM Australia Pty Ltd

PROJECT: NSW_0902_PFASOMP_24

SITE: 0902 - [redacted]

ORDER NO:

PROJECT MANAGER: [redacted]

PRIMARY SAMPLER: [redacted]

CONTACT PH: SAMPLER MOBILE:

QUOTE NO: SY/139/19 v4 60612562_5.1 / ES2021AECOMAU002 7

EMAIL REPORTS TO:

EMAIL INVOICES TO:

TURNAROUND REQUIREMENTS : 5 Days

Biohazard info:

LABORATORY USE ONLY (Circle)

Custody Seal intact?	Yes	No	N/A
Free ice / frozen ice bricks present upon receipt?	Yes	No	N/A
Random Sample Temperature on Receipt:		°C	
Other comments:			

007	0902_MW017_240613	HDPE (no PTFE)	20 mL	00351221022886	Grey	No	
007	0902_MW017_240613	HDPE (no PTFE)	20 mL	00352312045444	Grey	No	
008	0902_MW111_240613	HDPE (no PTFE)	20 mL	00352312045347	Grey	No	
008	0902_MW111_240613	HDPE (no PTFE)	20 mL	00352312045434	Grey	No	
008	0902_MW111_240613	HDPE (no PTFE)	20 mL	00352312045286	Grey	No	
008	0902_MW111_240613	HDPE (no PTFE)	20 mL	00352312045256	Grey	No	
009	0902_MW112_240613	HDPE (no PTFE)	20 mL	00352312045181	Grey	No	
009	0902_MW112_240613	HDPE (no PTFE)	20 mL	00352312045214	Grey	No	
009	0902_MW112_240613	HDPE (no PTFE)	20 mL	00352312045257	Grey	No	
009	0902_MW112_240613	HDPE (no PTFE)	20 mL	00352312045260	Grey	No	
010	0902_MW113_240613	HDPE (no PTFE)	20 mL	00352312045348	Grey	No	
010	0902_MW113_240613	HDPE (no PTFE)	20 mL	00351221028258	Grey	No	
010	0902_MW113_240613	HDPE (no PTFE)	20 mL	00352312045400	Grey	No	
010	0902_MW113_240613	HDPE (no PTFE)	20 mL	00352312045420	Grey	No	
011	0902_MW114_240613	HDPE (no PTFE)	20 mL	00352312045344	Grey	No	
011	0902_MW114_240613	HDPE (no PTFE)	20 mL	00352312045240	Grey	No	
011	0902_MW114_240613	HDPE (no PTFE)	20 mL	00352312045191	Grey	No	
011	0902_MW114_240613	HDPE (no PTFE)	20 mL	00352312045228	Grey	No	
012	0902_SD005_240613	HDPE Soil Jar	200 mL	00621122043075	Grey	No	
013	0902_SD007_240613	HDPE Soil Jar	200 mL	00621122042933	Grey	No	
014	0902_SD008_240613	HDPE Soil Jar	200 mL	00621122043149	Grey	No	
015	0902_SD009_240613	HDPE Soil Jar	200 mL	00621122043042	Grey	No	
016	0902_SD011_240613	HDPE Soil Jar	200 mL	00621122043116	Grey	No	
017	0902_SD013_240613	HDPE Soil Jar	200 mL	00621122043052	Grey	No	
018	0902_SD014_240613	HDPE Soil Jar	200 mL	00621122043032	Grey	No	
019	0902_SW005_240613	HDPE (no PTFE)	20 mL	00352312045210	Grey	No	
019	0902_SW005_240613	HDPE (no PTFE)	20 mL	00352312045338	Grey	No	

CHAIN OF CUSTODY

(ALS) COC#: 67885 *ALS Laboratory:* ES Sydney Environmental

RELINQUISHED BY:	RECEIVED BY:	RELINQUISHED BY:	RECEIVED BY:
DATE TIME:	[redacted] DATE TIME: 14/6/24 12:16p	DATE TIME:	DATE TIME:

CLIENT: AECOMAU - AECOM Australia Pty Ltd

PROJECT: NSW_0902_PFASOMP_24

SITE: 0902 - [redacted]

ORDER NO:

PROJECT MANAGER: [redacted]

PRIMARY SAMPLER: [redacted]

CONTACT PH: SAMPLER MOBILE:

QUOTE NO: SY/139/19 v4 60612562_5.1 / ES2021AECOMAU0027

EMAIL REPORTS TO:

EMAIL INVOICES TO:

TURNAROUND REQUIREMENTS : 5 Days

Biohazard info:

LABORATORY USE ONLY (Circle)

Custody Seal intact?	Yes	No	N/A
Free ice / frozen ice bricks present upon receipt?	Yes	No	N/A
Random Sample Temperature on Receipt:	°C		
Other comments:			

019	0902_SW005_240613	HDPE (no PTFE)	20 mL	00352312045395	Grey	No	
019	0902_SW005_240613	HDPE (no PTFE)	20 mL	00352312045353	Grey	No	
020	0902_SW007_240613	HDPE (no PTFE)	20 mL	00352312045264	Grey	No	
020	0902_SW007_240613	HDPE (no PTFE)	20 mL	00352312045387	Grey	No	
020	0902_SW007_240613	HDPE (no PTFE)	20 mL	00351221028136	Grey	No	
020	0902_SW007_240613	HDPE (no PTFE)	20 mL	00351221028066	Grey	No	
021	0902_SW008_240613	HDPE (no PTFE)	20 mL	00351221028056	Grey	No	
021	0902_SW008_240613	HDPE (no PTFE)	20 mL	00352312045438	Grey	No	
021	0902_SW008_240613	HDPE (no PTFE)	20 mL	00352312045245	Grey	No	
021	0902_SW008_240613	HDPE (no PTFE)	20 mL	00351221028165	Grey	No	
022	0902_SW009_240613	HDPE (no PTFE)	20 mL	00351221028235	Grey	No	
022	0902_SW009_240613	HDPE (no PTFE)	20 mL	00351221028077	Grey	No	
022	0902_SW009_240613	HDPE (no PTFE)	20 mL	00351221028242	Grey	No	
022	0902_SW009_240613	HDPE (no PTFE)	20 mL	00351221028281	Grey	No	
023	0902_SW011_240613	HDPE (no PTFE)	20 mL	00351221028949	Grey	No	
023	0902_SW011_240613	HDPE (no PTFE)	20 mL	00351221028164	Grey	No	
023	0902_SW011_240613	HDPE (no PTFE)	20 mL	00351221029758	Grey	No	
023	0902_SW011_240613	HDPE (no PTFE)	20 mL	00351221028209	Grey	No	
024	0902_SW013_240613	HDPE (no PTFE)	20 mL	00352312045176	Grey	No	
024	0902_SW013_240613	HDPE (no PTFE)	20 mL	00352312045200	Grey	No	
024	0902_SW013_240613	HDPE (no PTFE)	20 mL	00352101040703	Grey	No	
024	0902_SW013_240613	HDPE (no PTFE)	20 mL	00352101040581	Grey	No	
025	0902_SW014_240613	HDPE (no PTFE)	20 mL	00352312045220	Grey	No	
025	0902_SW014_240613	HDPE (no PTFE)	20 mL	00352312045280	Grey	No	
025	0902_SW014_240613	HDPE (no PTFE)	20 mL	00352312045325	Grey	No	
025	0902_SW014_240613	HDPE (no PTFE)	20 mL	00352312045432	Grey	No	
026	0902_QC114_240613	HDPE (no PTFE)	20 mL	00352312045155	Grey	No	

CHAIN OF CUSTODY

(ALS) COC#: 67885 ALS Laboratory: ES Sydney Environmental

RELINQUISHED BY:	RECEIVED BY:	RELINQUISHED BY:	RECEIVED BY:
DATE TIME:	[redacted] DATE TIME: 14/6/24 12:40p	DATE TIME:	DATE TIME:

CLIENT: AECOMAU - AECOM Australia Pty Ltd

PROJECT: NSW_0902_PFASOMP_24

SITE: 0902 - [redacted]

ORDER NO:

PROJECT MANAGER: [redacted]

PRIMARY SAMPLER: [redacted]

EMAIL REPORTS TO:

EMAIL INVOICES TO:

TURNAROUND REQUIREMENTS : 5 Days

Biohazard info:

CONTACT PH: SAMPLER MOBILE:

QUOTE NO: SY/139/19 v4 60612562_5.1 / ES2021AECOMAU0027

LABORATORY USE ONLY (Circle)

Custody Seal intact?	Yes	No	N/A
Free ice / frozen ice bricks present upon receipt?	Yes	No	N/A
Random Sample Temperature on Receipt:		°C	
Other comments:			

026	0902_QC114_240613	HDPE (no PTFE)	20 mL	00351221028291	Grey	No	
026	0902_QC114_240613	HDPE (no PTFE)	20 mL	00352312045212	Grey	No	
026	0902_QC114_240613	HDPE (no PTFE)	20 mL	00352312045315	Grey	No	
027	0902_QC113_240613	HDPE (no PTFE)	20 mL	00351221028286	Grey	No	
027	0902_QC113_240613	HDPE (no PTFE)	20 mL	00352312045318	Grey	No	
027	0902_QC113_240613	HDPE (no PTFE)	20 mL	00351221028004	Grey	No	
027	0902_QC113_240613	HDPE (no PTFE)	20 mL	00351221028079	Grey	No	
028	0902_QC112_240613	HDPE (no PTFE)	20 mL	00352312045445	Grey	No	
028	0902_QC112_240613	HDPE (no PTFE)	20 mL	00352312045225	Grey	No	
028	0902_QC112_240613	HDPE (no PTFE)	20 mL	00352312045429	Grey	No	
028	0902_QC112_240613	HDPE (no PTFE)	20 mL	00352312045392	Grey	No	
029	0902_QC307_240613	HDPE (no PTFE)	20 mL	00352312045278	Grey	No	
029	0902_QC307_240613	HDPE (no PTFE)	20 mL	00352312066062	Grey	No	
029	0902_QC307_240613	HDPE (no PTFE)	20 mL	00351221028078	Grey	No	
029	0902_QC307_240613	HDPE (no PTFE)	20 mL	00351221028112	Grey	No	
030	0902_QC308_240614	HDPE (no PTFE)	20 mL	00351221028145	Grey	No	
030	0902_QC308_240614	HDPE (no PTFE)	20 mL	00351221028274	Grey	No	
030	0902_QC308_240614	HDPE (no PTFE)	20 mL	00352312065988	Grey	No	
030	0902_QC308_240614	HDPE (no PTFE)	20 mL	00352312045193	Grey	No	

Total Bottle Count: ALS: 99, Non ALS: 0

ALSCompass
SAMPLING Intelligence

ALS

ALS Use Only

Custody Document for Submissions via ALS Compass App

Project: NSW_0902_PFASOMP_24 **Client:** AECOM

Project Manager: [redacted]
Phone: ([redacted])

ALS Compass COC Reference: See below **# Samples:** 34

Sampler: [redacted]
Phone: ([redacted])

Turnaround Requirements: Standard ALL Urgent -

Special Instructions:
68424 – 2
67885 – 30
68422 – 2

ALS Use Only			
Custody seal intact?	YES	NO	N/A
Free ice / frozen ice bricks upon receipt?	YES	NO	N/A
Random sample temperature on receipt?		°C	

Custody:

Relinquished by:	Received by:	Relinquished by:	Received by:
[redacted]			
Date / Time: 14/6/24 12:30pm	Date / Time:	Date / Time:	Date / Time:

CERTIFICATE OF ANALYSIS

Work Order	: **ES2419507**	Page	: 1 of 7
Client	: **AECOM AUSTRALIA PTY LTD**	Laboratory	: Environmental Division Sydney
Contact	: [redacted]	Contact	: [redacted]
Address	: St Patricks Commercial Centre Queen Street SINGLETON NSW, AUSTRALIA 2330	Address	: 277-289 Woodpark Road Smithfield NSW Australia 2164
Telephone	: ----	Telephone	: [redacted]
Project	: NSW_0902_PFASOMP_24	Date Samples Received	: 14-Jun-2024 12:10
Order number	: 60612562_5.1	Date Analysis Commenced	: 18-Jun-2024
C-O-C number	: 68422	Issue Date	: 21-Jun-2024 11:40
Sampler	: [redacted]		
Site	: June SW/SD		
Quote number	: SY/139/19 v4 60612562_5.1		
No. of samples received	: 2		
No. of samples analysed	: 2		

Accreditation No. 825
Accredited for compliance with
ISO/IEC 17025 - Testing

This report supersedes any previous report(s) with this reference. Results apply to the sample(s) as submitted, unless the sampling was conducted by ALS. This document shall not be reproduced, except in full.

This Certificate of Analysis contains the following information:

- General Comments
- Analytical Results
- Surrogate Control Limits

Additional information pertinent to this report will be found in the following separate attachments: Quality Control Report, QA/QC Compliance Assessment to assist with Quality Review and Sample Receipt Notification.

Signatories

This document has been electronically signed by the authorized signatories below. Electronic signing is carried out in compliance with procedures specified in 21 CFR Part 11.

Signatories	*Position*	*Accreditation Category*
[redacted]	Organic Chemist	Sydney Organics, Smithfield, NSW
[redacted]	Inorganic Chemist	Sydney Inorganics, Smithfield, NSW

General Comments

The analytical procedures used by ALS have been developed from established internationally recognised procedures such as those published by the USEPA, APHA, AS and NEPM. In house developed procedures are fully validated and are often at the client request.

Where moisture determination has been performed, results are reported on a dry weight basis.

Where a reported less than (<) result is higher than the LOR, this may be due to primary sample extract/digestate dilution and/or insufficient sample for analysis.

Where the LOR of a reported result differs from standard LOR, this may be due to high moisture content, insufficient sample (reduced weight employed) or matrix interference.

When sampling time information is not provided by the client, sampling dates are shown without a time component. In these instances, the time component has been assumed by the laboratory for processing purposes.

Where a result is required to meet compliance limits the associated uncertainty must be considered. Refer to the ALS Contract for details.

Key : CAS Number = CAS registry number from database maintained by Chemical Abstracts Services. The Chemical Abstracts Service is a division of the American Chemical Society.
LOR = Limit of reporting
^ = This result is computed from individual analyte detections at or above the level of reporting
ø = ALS is not NATA accredited for these tests.
~ = Indicates an estimated value.

- EP231X - Per- and Polyfluoroalkyl Substances (PFAS): Samples received in 20mL or 125mL bottles have been tested in accordance with the QSM5.4 compliant, NATA accredited method. 60mL or 250mL bottles have been tested to the legacy QSM 5.1 aligned, NATA accredited method.
- EP231: Stable isotope enriched internal standards are added to samples prior to extraction. Target compounds have a direct analogous internal standard with the exception of PFPeS, PFHpA, PFDS, PFTrDA and 10:2 FTS. These compounds use an internal standard that is chemically related and has a retention time close to that of the target compound. The DQO for internal standard response is 50-150% of that established at initial calibration or as per tables in USEPA 1633 where listed. PFOS is quantified using a certified, traceable standard consisting of linear and branched PFOS isomers. These practices are in line with recommendations in the National Environmental Management Plan for PFAS and also conform to QSM 5.4 (US DoD) requirements.
- EP231: Stable isotope enriched internal standards are added to samples prior to extraction. Target compounds have a direct analogous internal standard with the exception of PFPeS, PFHpA, PFDS, PFTrDA and 10:2 FTS. These compounds use an internal standard that is chemically related and has a retention time close to that of the target compound. The DQO for internal standard response is 50-150% of that established at initial calibration or as per USEPA 1633 limits where LISTED. PFOS is quantified using a certified, traceable standard consisting of linear and branched PFOS isomers. These practices are in line with recommendations in the National Environmental Management Plan for PFAS and also conform to QSM 5.4 (US DoD) requirements.

Analytical Results

Sub-Matrix: SEDIMENT (Matrix: SOIL)			Sample ID	0902_SD035_240614	----	----	----	----
			Sampling date / time	14-Jun-2024 09:56	----	----	----	----
Compound	CAS Number	LOR	Unit	ES2419507-001	--------	--------	--------	--------
				Result	----	----	----	----
EA055: Moisture Content (Dried @ 105-110°C)								
Moisture Content	----	0.1	%	**46.6**	----	----	----	----
EP231A: Perfluoroalkyl Sulfonic Acids								
Perfluorobutane sulfonic acid (PFBS)	375-73-5	0.0002	mg/kg	<0.0002	----	----	----	----
Perfluoropentane sulfonic acid (PFPeS)	2706-91-4	0.0002	mg/kg	**0.0002**	----	----	----	----
Perfluorohexane sulfonic acid (PFHxS)	355-46-4	0.0002	mg/kg	**0.0018**	----	----	----	----
Perfluoroheptane sulfonic acid (PFHpS)	375-92-8	0.0002	mg/kg	<0.0002	----	----	----	----
Perfluorooctane sulfonic acid (PFOS)	1763-23-1	0.0002	mg/kg	**0.0060**	----	----	----	----
Perfluorodecane sulfonic acid (PFDS)	335-77-3	0.0002	mg/kg	<0.0002	----	----	----	----
EP231B: Perfluoroalkyl Carboxylic Acids								
Perfluorobutanoic acid (PFBA)	375-22-4	0.001	mg/kg	<0.001	----	----	----	----
Perfluoropentanoic acid (PFPeA)	2706-90-3	0.0002	mg/kg	<0.0002	----	----	----	----
Perfluorohexanoic acid (PFHxA)	307-24-4	0.0002	mg/kg	<0.0002	----	----	----	----
Perfluoroheptanoic acid (PFHpA)	375-85-9	0.0002	mg/kg	<0.0002	----	----	----	----
Perfluorooctanoic acid (PFOA)	335-67-1	0.0002	mg/kg	<0.0002	----	----	----	----
Perfluorononanoic acid (PFNA)	375-95-1	0.0002	mg/kg	<0.0002	----	----	----	----
Perfluorodecanoic acid (PFDA)	335-76-2	0.0002	mg/kg	**0.0003**	----	----	----	----
Perfluoroundecanoic acid (PFUnDA)	2058-94-8	0.0002	mg/kg	<0.0002	----	----	----	----
Perfluorododecanoic acid (PFDoDA)	307-55-1	0.0002	mg/kg	<0.0002	----	----	----	----
Perfluorotridecanoic acid (PFTrDA)	72629-94-8	0.0002	mg/kg	<0.0002	----	----	----	----
Perfluorotetradecanoic acid (PFTeDA)	376-06-7	0.0005	mg/kg	<0.0005	----	----	----	----
EP231C: Perfluoroalkyl Sulfonamides								
Perfluorooctane sulfonamide (FOSA)	754-91-6	0.0002	mg/kg	<0.0002	----	----	----	----

Analytical Results

Sub-Matrix: SEDIMENT (Matrix: SOIL)			Sample ID	0902_SD035_240614	----	----	----	----
			Sampling date / time	14-Jun-2024 09:56	----	----	----	----
Compound	CAS Number	LOR	Unit	ES2419507-001	--------	--------	--------	--------
				Result	----	----	----	----
EP231C: Perfluoroalkyl Sulfonamides - Continued								
N-Methyl perfluorooctane sulfonamide (MeFOSA)	31506-32-8	0.0005	mg/kg	<0.0005	----	----	----	----
N-Ethyl perfluorooctane sulfonamide (EtFOSA)	4151-50-2	0.0005	mg/kg	<0.0005	----	----	----	----
N-Methyl perfluorooctane sulfonamidoethanol (MeFOSE)	24448-09-7	0.0005	mg/kg	<0.0005	----	----	----	----
N-Ethyl perfluorooctane sulfonamidoethanol (EtFOSE)	1691-99-2	0.0005	mg/kg	<0.0005	----	----	----	----
N-Methyl perfluorooctane sulfonamidoacetic acid (MeFOSAA)	2355-31-9	0.0002	mg/kg	<0.0002	----	----	----	----
N-Ethyl perfluorooctane sulfonamidoacetic acid (EtFOSAA)	2991-50-6	0.0002	mg/kg	<0.0002	----	----	----	----
EP231D: (n:2) Fluorotelomer Sulfonic Acids								
4:2 Fluorotelomer sulfonic acid (4:2 FTS)	757124-72-4	0.0005	mg/kg	<0.0005	----	----	----	----
6:2 Fluorotelomer sulfonic acid (6:2 FTS)	27619-97-2	0.0005	mg/kg	<0.0005	----	----	----	----
8:2 Fluorotelomer sulfonic acid (8:2 FTS)	39108-34-4	0.0005	mg/kg	<0.0005	----	----	----	----
10:2 Fluorotelomer sulfonic acid (10:2 FTS)	120226-60-0	0.0005	mg/kg	<0.0005	----	----	----	----
EP231P: PFAS Sums								
Sum of PFAS	----	0.0002	mg/kg	**0.0083**	----	----	----	----
Sum of PFHxS and PFOS	355-46-4/1763-23-1	0.0002	mg/kg	**0.0078**	----	----	----	----
Sum of PFAS (WA DER List)	----	0.0002	mg/kg	**0.0078**	----	----	----	----
EP231S: PFAS Surrogate								
13C4-PFOS	----	0.0002	%	**106**	----	----	----	----
13C8-PFOA	----	0.0002	%	**99.5**	----	----	----	----

Analytical Results

Sub-Matrix: SURFACE WATER (Matrix: WATER)			Sample ID	0902_SW035_240614	----	----	----	----
			Sampling date / time	14-Jun-2024 09:56	----	----	----	----
Compound	CAS Number	LOR	Unit	ES2419507-002	--------	--------	--------	--------
				Result	----	----	----	----
EP231A: Perfluoroalkyl Sulfonic Acids								
Perfluorobutane sulfonic acid (PFBS)	375-73-5	0.02	µg/L	<0.02	----	----	----	----
Perfluoropentane sulfonic acid (PFPeS)	2706-91-4	0.02	µg/L	<0.02	----	----	----	----
Perfluorohexane sulfonic acid (PFHxS)	355-46-4	0.01	µg/L	**0.02**	----	----	----	----
Perfluoroheptane sulfonic acid (PFHpS)	375-92-8	0.02	µg/L	<0.02	----	----	----	----
Perfluorooctane sulfonic acid (PFOS)	1763-23-1	0.01	µg/L	**0.02**	----	----	----	----
Perfluorodecane sulfonic acid (PFDS)	335-77-3	0.02	µg/L	<0.02	----	----	----	----
EP231B: Perfluoroalkyl Carboxylic Acids								
Perfluorobutanoic acid (PFBA)	375-22-4	0.1	µg/L	<0.1	----	----	----	----
Perfluoropentanoic acid (PFPeA)	2706-90-3	0.02	µg/L	<0.02	----	----	----	----
Perfluorohexanoic acid (PFHxA)	307-24-4	0.02	µg/L	<0.02	----	----	----	----
Perfluoroheptanoic acid (PFHpA)	375-85-9	0.02	µg/L	<0.02	----	----	----	----
Perfluorooctanoic acid (PFOA)	335-67-1	0.01	µg/L	<0.01	----	----	----	----
Perfluorononanoic acid (PFNA)	375-95-1	0.02	µg/L	<0.02	----	----	----	----
Perfluorodecanoic acid (PFDA)	335-76-2	0.02	µg/L	<0.02	----	----	----	----
Perfluoroundecanoic acid (PFUnDA)	2058-94-8	0.02	µg/L	<0.02	----	----	----	----
Perfluorododecanoic acid (PFDoDA)	307-55-1	0.02	µg/L	<0.02	----	----	----	----
Perfluorotridecanoic acid (PFTrDA)	72629-94-8	0.02	µg/L	<0.02	----	----	----	----
Perfluorotetradecanoic acid (PFTeDA)	376-06-7	0.05	µg/L	<0.05	----	----	----	----
EP231C: Perfluoroalkyl Sulfonamides								
Perfluorooctane sulfonamide (FOSA)	754-91-6	0.02	µg/L	<0.02	----	----	----	----
N-Methyl perfluorooctane sulfonamide (MeFOSA)	31506-32-8	0.05	µg/L	<0.05	----	----	----	----

Analytical Results

Sub-Matrix: SURFACE WATER (Matrix: WATER)			Sample ID	0902_SW035_240614	----	----	----	----
			Sampling date / time	14-Jun-2024 09:56	----	----	----	----
Compound	CAS Number	LOR	Unit	ES2419507-002	--------	--------	--------	--------
				Result	----	----	----	----
EP231C: Perfluoroalkyl Sulfonamides - Continued								
N-Ethyl perfluorooctane sulfonamide (EtFOSA)	4151-50-2	0.05	µg/L	<0.05	----	----	----	----
N-Methyl perfluorooctane sulfonamidoethanol (MeFOSE)	24448-09-7	0.05	µg/L	<0.05	----	----	----	----
N-Ethyl perfluorooctane sulfonamidoethanol (EtFOSE)	1691-99-2	0.05	µg/L	<0.05	----	----	----	----
N-Methyl perfluorooctane sulfonamidoacetic acid (MeFOSAA)	2355-31-9	0.02	µg/L	<0.02	----	----	----	----
N-Ethyl perfluorooctane sulfonamidoacetic acid (EtFOSAA)	2991-50-6	0.02	µg/L	<0.02	----	----	----	----
EP231D: (n:2) Fluorotelomer Sulfonic Acids								
4:2 Fluorotelomer sulfonic acid (4:2 FTS)	757124-72-4	0.05	µg/L	<0.05	----	----	----	----
6:2 Fluorotelomer sulfonic acid (6:2 FTS)	27619-97-2	0.05	µg/L	<0.05	----	----	----	----
8:2 Fluorotelomer sulfonic acid (8:2 FTS)	39108-34-4	0.05	µg/L	<0.05	----	----	----	----
10:2 Fluorotelomer sulfonic acid (10:2 FTS)	120226-60-0	0.05	µg/L	<0.05	----	----	----	----
EP231P: PFAS Sums								
Sum of PFAS	----	0.01	µg/L	**0.04**	----	----	----	----
Sum of PFHxS and PFOS	355-46-4/1763-23-1	0.01	µg/L	**0.04**	----	----	----	----
Sum of PFAS (WA DER List)	----	0.01	µg/L	**0.04**	----	----	----	----
EP231S: PFAS Surrogate								
13C4-PFOS	----	0.02	%	**98.0**	----	----	----	----
13C8-PFOA	----	0.02	%	**100**	----	----	----	----

Surrogate Control Limits

Sub-Matrix: SEDIMENT		Recovery Limits (%)	
Compound	CAS Number	Low	High
EP231S: PFAS Surrogate			
13C4-PFOS	----	60	120
13C8-PFOA	----	60	120

Sub-Matrix: SURFACE WATER		Recovery Limits (%)	
Compound	CAS Number	Low	High
EP231S: PFAS Surrogate			
13C4-PFOS	----	60	120
13C8-PFOA	----	60	120

QUALITY CONTROL REPORT

Work Order	: **ES2419507**	Page	: 1 of 11
Client	: **AECOM AUSTRALIA PTY LTD**	Laboratory	: Environmental Division Sydney
Contact	: [redacted]	Contact	: [redacted]
Address	: St Patricks Commercial Centre Queen Street SINGLETON NSW, AUSTRALIA 2330	Address	: 277-289 Woodpark Road Smithfield NSW Australia 2164
Telephone	: ----	Telephone	: [redacted]
Project	: NSW_0902_PFASOMP_24	Date Samples Received	: 14-Jun-2024
Order number	: 60612562_5.1	Date Analysis Commenced	: 18-Jun-2024
C-O-C number	: 68422	Issue Date	: 21-Jun-2024
Sampler	: [redacted]		
Site	: June SW/SD		
Quote number	: SY/139/19 v4 60612562_5.1		
No. of samples received	: 2		
No. of samples analysed	: 2		

Accreditation No. 825
Accredited for compliance with
ISO/IEC 17025 - Testing

This report supersedes any previous report(s) with this reference. Results apply to the sample(s) as submitted, unless the sampling was conducted by ALS. This document shall not be reproduced, except in full.

This Quality Control Report contains the following information:

- Laboratory Duplicate (DUP) Report; Relative Percentage Difference (RPD) and Acceptance Limits
- Method Blank (MB) and Laboratory Control Spike (LCS) Report; Recovery and Acceptance Limits
- Matrix Spike (MS) Report; Recovery and Acceptance Limits

Signatories

This document has been electronically signed by the authorized signatories below. Electronic signing is carried out in compliance with procedures specified in 21 CFR Part 11.

Signatories	*Position*	*Accreditation Category*
[redacted]	Organic Chemist	Sydney Organics, Smithfield, NSW
[redacted]	Inorganic Chemist	Sydney Inorganics, Smithfield, NSW

General Comments

The analytical procedures used by ALS have been developed from established internationally recognised procedures such as those published by the USEPA, APHA, AS and NEPM. In house developed procedures are fully validated and are often at the client request.

Where moisture determination has been performed, results are reported on a dry weight basis.

Where a reported less than (<) result is higher than the LOR, this may be due to primary sample extract/digestate dilution and/or insufficient sample for analysis. Where the LOR of a reported result differs from standard LOR, this may be due to high moisture content, insufficient sample (reduced weight employed) or matrix interference.

Key : Anonymous = Refers to samples which are not specifically part of this work order but formed part of the QC process lot
CAS Number = CAS registry number from database maintained by Chemical Abstracts Services. The Chemical Abstracts Service is a division of the American Chemical Society.
LOR = Limit of reporting
RPD = Relative Percentage Difference
# = Indicates failed QC

Laboratory Duplicate (DUP) Report

The quality control term Laboratory Duplicate refers to a randomly selected intralaboratory split. Laboratory duplicates provide information regarding method precision and sample heterogeneity. The permitted ranges for the Relative Percent Deviation (RPD) of Laboratory Duplicates are specified in ALS Method QWI-EN/38 and are dependent on the magnitude of results in comparison to the level of reporting: Result < 10 times LOR: No Limit; Result between 10 and 20 times LOR: 0% - 50%; Result > 20 times LOR: 0% - 20%.

Sub-Matrix: **SOIL**

				Laboratory Duplicate (DUP) Report					
Laboratory sample ID	Sample ID	Method: Compound	CAS Number	LOR	Unit	Original Result	Duplicate Result	RPD (%)	Acceptable RPD (%)
EA055: Moisture Content (Dried @ 105-110°C) (QC Lot: 5864422)									
ES2419493-023	Anonymous	EA055: Moisture Content	----	0.1	%	19.5	18.8	3.4	0% - 20%
ES2419506-016	Anonymous	EA055: Moisture Content	----	0.1	%	49.2	51.2	3.9	0% - 20%
EP231A: Perfluoroalkyl Sulfonic Acids (QC Lot: 5862734)									
ES2419493-021	Anonymous	EP231X: Perfluorobutane sulfonic acid (PFBS)	375-73-5	0.0002	mg/kg	<0.0002	<0.0002	0.0	No Limit
		EP231X: Perfluoropentane sulfonic acid (PFPeS)	2706-91-4	0.0002	mg/kg	<0.0002	<0.0002	0.0	No Limit
		EP231X: Perfluorohexane sulfonic acid (PFHxS)	355-46-4	0.0002	mg/kg	<0.0002	<0.0002	0.0	No Limit
		EP231X: Perfluoroheptane sulfonic acid (PFHpS)	375-92-8	0.0002	mg/kg	<0.0002	<0.0002	0.0	No Limit
		EP231X: Perfluorooctane sulfonic acid (PFOS)	1763-23-1	0.0002	mg/kg	0.0002	0.0002	0.0	No Limit
		EP231X: Perfluorodecane sulfonic acid (PFDS)	335-77-3	0.0002	mg/kg	<0.0002	<0.0002	0.0	No Limit
ES2419506-013	Anonymous	EP231X: Perfluorobutane sulfonic acid (PFBS)	375-73-5	0.0002	mg/kg	<0.0002	<0.0002	0.0	No Limit
		EP231X: Perfluoropentane sulfonic acid (PFPeS)	2706-91-4	0.0002	mg/kg	<0.0002	<0.0002	0.0	No Limit
		EP231X: Perfluorohexane sulfonic acid (PFHxS)	355-46-4	0.0002	mg/kg	0.0004	0.0004	0.0	No Limit
		EP231X: Perfluoroheptane sulfonic acid (PFHpS)	375-92-8	0.0002	mg/kg	<0.0002	<0.0002	0.0	No Limit
		EP231X: Perfluorooctane sulfonic acid (PFOS)	1763-23-1	0.0002	mg/kg	0.0050	0.0052	2.4	0% - 20%
		EP231X: Perfluorodecane sulfonic acid (PFDS)	335-77-3	0.0002	mg/kg	<0.0002	<0.0002	0.0	No Limit
EP231B: Perfluoroalkyl Carboxylic Acids (QC Lot: 5862734)									
ES2419493-021	Anonymous	EP231X: Perfluoropentanoic acid (PFPeA)	2706-90-3	0.0002	mg/kg	<0.0002	<0.0002	0.0	No Limit
		EP231X: Perfluorohexanoic acid (PFHxA)	307-24-4	0.0002	mg/kg	<0.0002	<0.0002	0.0	No Limit
		EP231X: Perfluoroheptanoic acid (PFHpA)	375-85-9	0.0002	mg/kg	<0.0002	<0.0002	0.0	No Limit
		EP231X: Perfluorooctanoic acid (PFOA)	335-67-1	0.0002	mg/kg	<0.0002	<0.0002	0.0	No Limit
		EP231X: Perfluorononanoic acid (PFNA)	375-95-1	0.0002	mg/kg	<0.0002	<0.0002	0.0	No Limit
		EP231X: Perfluorodecanoic acid (PFDA)	335-76-2	0.0002	mg/kg	<0.0002	<0.0002	0.0	No Limit

Sub-Matrix: **SOIL**

Laboratory sample ID	Sample ID	Method: Compound	CAS Number	Laboratory Duplicate (DUP) Report LOR	Unit	Original Result	Duplicate Result	RPD (%)	Acceptable RPD (%)
EP231B: Perfluoroalkyl Carboxylic Acids (QC Lot: 5862734) - continued									
ES2419493-021	Anonymous	EP231X: Perfluoroundecanoic acid (PFUnDA)	2058-94-8	0.0002	mg/kg	<0.0002	<0.0002	0.0	No Limit
		EP231X: Perfluorododecanoic acid (PFDoDA)	307-55-1	0.0002	mg/kg	<0.0002	<0.0002	0.0	No Limit
		EP231X: Perfluorotridecanoic acid (PFTrDA)	72629-94-8	0.0002	mg/kg	<0.0002	<0.0002	0.0	No Limit
		EP231X: Perfluorotetradecanoic acid (PFTeDA)	376-06-7	0.0005	mg/kg	<0.0005	<0.0005	0.0	No Limit
		EP231X: Perfluorobutanoic acid (PFBA)	375-22-4	0.001	mg/kg	<0.001	<0.001	0.0	No Limit
ES2419506-013	Anonymous	EP231X: Perfluoropentanoic acid (PFPeA)	2706-90-3	0.0002	mg/kg	<0.0002	<0.0002	0.0	No Limit
		EP231X: Perfluorohexanoic acid (PFHxA)	307-24-4	0.0002	mg/kg	<0.0002	<0.0002	0.0	No Limit
		EP231X: Perfluoroheptanoic acid (PFHpA)	375-85-9	0.0002	mg/kg	<0.0002	<0.0002	0.0	No Limit
		EP231X: Perfluorooctanoic acid (PFOA)	335-67-1	0.0002	mg/kg	<0.0002	<0.0002	0.0	No Limit
		EP231X: Perfluorononanoic acid (PFNA)	375-95-1	0.0002	mg/kg	<0.0002	<0.0002	0.0	No Limit
		EP231X: Perfluorodecanoic acid (PFDA)	335-76-2	0.0002	mg/kg	<0.0002	<0.0002	0.0	No Limit
		EP231X: Perfluoroundecanoic acid (PFUnDA)	2058-94-8	0.0002	mg/kg	<0.0002	<0.0002	0.0	No Limit
		EP231X: Perfluorododecanoic acid (PFDoDA)	307-55-1	0.0002	mg/kg	<0.0002	<0.0002	0.0	No Limit
		EP231X: Perfluorotridecanoic acid (PFTrDA)	72629-94-8	0.0002	mg/kg	<0.0002	<0.0002	0.0	No Limit
		EP231X: Perfluorotetradecanoic acid (PFTeDA)	376-06-7	0.0005	mg/kg	<0.0005	<0.0005	0.0	No Limit
		EP231X: Perfluorobutanoic acid (PFBA)	375-22-4	0.001	mg/kg	<0.001	<0.001	0.0	No Limit
EP231C: Perfluoroalkyl Sulfonamides (QC Lot: 5862734)									
ES2419493-021	Anonymous	EP231X: Perfluorooctane sulfonamide (FOSA)	754-91-6	0.0002	mg/kg	<0.0002	<0.0002	0.0	No Limit
		EP231X: N-Methyl perfluorooctane sulfonamidoacetic acid (MeFOSAA)	2355-31-9	0.0002	mg/kg	<0.0002	<0.0002	0.0	No Limit
		EP231X: N-Ethyl perfluorooctane sulfonamidoacetic acid (EtFOSAA)	2991-50-6	0.0002	mg/kg	<0.0002	<0.0002	0.0	No Limit
		EP231X: N-Methyl perfluorooctane sulfonamide (MeFOSA)	31506-32-8	0.0005	mg/kg	<0.0005	<0.0005	0.0	No Limit
		EP231X: N-Ethyl perfluorooctane sulfonamide (EtFOSA)	4151-50-2	0.0005	mg/kg	<0.0005	<0.0005	0.0	No Limit
		EP231X: N-Methyl perfluorooctane sulfonamidoethanol (MeFOSE)	24448-09-7	0.0005	mg/kg	<0.0005	<0.0005	0.0	No Limit
		EP231X: N-Ethyl perfluorooctane sulfonamidoethanol (EtFOSE)	1691-99-2	0.0005	mg/kg	<0.0005	<0.0005	0.0	No Limit
ES2419506-013	Anonymous	EP231X: Perfluorooctane sulfonamide (FOSA)	754-91-6	0.0002	mg/kg	<0.0002	<0.0002	0.0	No Limit
		EP231X: N-Methyl perfluorooctane sulfonamidoacetic acid (MeFOSAA)	2355-31-9	0.0002	mg/kg	<0.0002	<0.0002	0.0	No Limit
		EP231X: N-Ethyl perfluorooctane sulfonamidoacetic acid (EtFOSAA)	2991-50-6	0.0002	mg/kg	<0.0002	<0.0002	0.0	No Limit
		EP231X: N-Methyl perfluorooctane sulfonamide (MeFOSA)	31506-32-8	0.0005	mg/kg	<0.0005	<0.0005	0.0	No Limit
		EP231X: N-Ethyl perfluorooctane sulfonamide (EtFOSA)	4151-50-2	0.0005	mg/kg	<0.0005	<0.0005	0.0	No Limit

Sub-Matrix: **SOIL**

Laboratory sample ID	Sample ID	Method: Compound	CAS Number	Laboratory Duplicate (DUP) Report LOR	Unit	Original Result	Duplicate Result	RPD (%)	Acceptable RPD (%)
EP231C: Perfluoroalkyl Sulfonamides (QC Lot: 5862734) - continued									
ES2419506-013	Anonymous	EP231X: N-Methyl perfluorooctane sulfonamidoethanol (MeFOSE)	24448-09-7	0.0005	mg/kg	<0.0005	<0.0005	0.0	No Limit
		EP231X: N-Ethyl perfluorooctane sulfonamidoethanol (EtFOSE)	1691-99-2	0.0005	mg/kg	<0.0005	<0.0005	0.0	No Limit
EP231D: (n:2) Fluorotelomer Sulfonic Acids (QC Lot: 5862734)									
ES2419493-021	Anonymous	EP231X: 4:2 Fluorotelomer sulfonic acid (4:2 FTS)	757124-72-4	0.0005	mg/kg	<0.0005	<0.0005	0.0	No Limit
		EP231X: 6:2 Fluorotelomer sulfonic acid (6:2 FTS)	27619-97-2	0.0005	mg/kg	<0.0005	<0.0005	0.0	No Limit
		EP231X: 8:2 Fluorotelomer sulfonic acid (8:2 FTS)	39108-34-4	0.0005	mg/kg	<0.0005	<0.0005	0.0	No Limit
		EP231X: 10:2 Fluorotelomer sulfonic acid (10:2 FTS)	120226-60-0	0.0005	mg/kg	<0.0005	<0.0005	0.0	No Limit
ES2419506-013	Anonymous	EP231X: 4:2 Fluorotelomer sulfonic acid (4:2 FTS)	757124-72-4	0.0005	mg/kg	<0.0005	<0.0005	0.0	No Limit
		EP231X: 6:2 Fluorotelomer sulfonic acid (6:2 FTS)	27619-97-2	0.0005	mg/kg	<0.0005	<0.0005	0.0	No Limit
		EP231X: 8:2 Fluorotelomer sulfonic acid (8:2 FTS)	39108-34-4	0.0005	mg/kg	<0.0005	<0.0005	0.0	No Limit
		EP231X: 10:2 Fluorotelomer sulfonic acid (10:2 FTS)	120226-60-0	0.0005	mg/kg	<0.0005	<0.0005	0.0	No Limit

Sub-Matrix: **WATER**

Laboratory sample ID	Sample ID	Method: Compound	CAS Number	Laboratory Duplicate (DUP) Report LOR	Unit	Original Result	Duplicate Result	RPD (%)	Acceptable RPD (%)
EP231A: Perfluoroalkyl Sulfonic Acids (QC Lot: 5862839)									
ES2419493-064	Anonymous	EP231X: Perfluorohexane sulfonic acid (PFHxS)	355-46-4	0.01	µg/L	<0.01	<0.01	0.0	No Limit
		EP231X: Perfluorooctane sulfonic acid (PFOS)	1763-23-1	0.01	µg/L	<0.01	<0.01	0.0	No Limit
		EP231X: Perfluorobutane sulfonic acid (PFBS)	375-73-5	0.02	µg/L	<0.02	<0.02	0.0	No Limit
		EP231X: Perfluoropentane sulfonic acid (PFPeS)	2706-91-4	0.02	µg/L	<0.02	<0.02	0.0	No Limit
		EP231X: Perfluoroheptane sulfonic acid (PFHpS)	375-92-8	0.02	µg/L	<0.02	<0.02	0.0	No Limit
		EP231X: Perfluorodecane sulfonic acid (PFDS)	335-77-3	0.02	µg/L	<0.02	<0.02	0.0	No Limit
ES2419493-066	Anonymous	EP231X: Perfluorohexane sulfonic acid (PFHxS)	355-46-4	0.01	µg/L	<0.01	<0.01	0.0	No Limit
		EP231X: Perfluorooctane sulfonic acid (PFOS)	1763-23-1	0.01	µg/L	<0.01	<0.01	0.0	No Limit
		EP231X: Perfluorobutane sulfonic acid (PFBS)	375-73-5	0.02	µg/L	<0.02	<0.02	0.0	No Limit
		EP231X: Perfluoropentane sulfonic acid (PFPeS)	2706-91-4	0.02	µg/L	<0.02	<0.02	0.0	No Limit
		EP231X: Perfluoroheptane sulfonic acid (PFHpS)	375-92-8	0.02	µg/L	<0.02	<0.02	0.0	No Limit
		EP231X: Perfluorodecane sulfonic acid (PFDS)	335-77-3	0.02	µg/L	<0.02	<0.02	0.0	No Limit
EP231B: Perfluoroalkyl Carboxylic Acids (QC Lot: 5862839)									
ES2419493-064	Anonymous	EP231X: Perfluorooctanoic acid (PFOA)	335-67-1	0.01	µg/L	<0.01	<0.01	0.0	No Limit
		EP231X: Perfluoropentanoic acid (PFPeA)	2706-90-3	0.02	µg/L	<0.02	<0.02	0.0	No Limit

Sub-Matrix: **WATER**

Laboratory sample ID	Sample ID	Method: Compound	CAS Number	LOR	Unit	Original Result	Duplicate Result	RPD (%)	Acceptable RPD (%)
				Laboratory Duplicate (DUP) Report					
EP231B: Perfluoroalkyl Carboxylic Acids (QC Lot: 5862839) - continued									
ES2419493-064	Anonymous	EP231X: Perfluorohexanoic acid (PFHxA)	307-24-4	0.02	µg/L	<0.02	<0.02	0.0	No Limit
		EP231X: Perfluoroheptanoic acid (PFHpA)	375-85-9	0.02	µg/L	<0.02	<0.02	0.0	No Limit
		EP231X: Perfluorononanoic acid (PFNA)	375-95-1	0.02	µg/L	<0.02	<0.02	0.0	No Limit
		EP231X: Perfluorodecanoic acid (PFDA)	335-76-2	0.02	µg/L	<0.02	<0.02	0.0	No Limit
		EP231X: Perfluoroundecanoic acid (PFUnDA)	2058-94-8	0.02	µg/L	<0.02	<0.02	0.0	No Limit
		EP231X: Perfluorododecanoic acid (PFDoDA)	307-55-1	0.02	µg/L	<0.02	<0.02	0.0	No Limit
		EP231X: Perfluorotridecanoic acid (PFTrDA)	72629-94-8	0.02	µg/L	<0.02	<0.02	0.0	No Limit
		EP231X: Perfluorotetradecanoic acid (PFTeDA)	376-06-7	0.05	µg/L	<0.05	<0.05	0.0	No Limit
		EP231X: Perfluorobutanoic acid (PFBA)	375-22-4	0.1	µg/L	<0.1	<0.1	0.0	No Limit
ES2419493-066	Anonymous	EP231X: Perfluorooctanoic acid (PFOA)	335-67-1	0.01	µg/L	<0.01	<0.01	0.0	No Limit
		EP231X: Perfluoropentanoic acid (PFPeA)	2706-90-3	0.02	µg/L	<0.02	<0.02	0.0	No Limit
		EP231X: Perfluorohexanoic acid (PFHxA)	307-24-4	0.02	µg/L	<0.02	<0.02	0.0	No Limit
		EP231X: Perfluoroheptanoic acid (PFHpA)	375-85-9	0.02	µg/L	<0.02	<0.02	0.0	No Limit
		EP231X: Perfluorononanoic acid (PFNA)	375-95-1	0.02	µg/L	<0.02	<0.02	0.0	No Limit
		EP231X: Perfluorodecanoic acid (PFDA)	335-76-2	0.02	µg/L	<0.02	<0.02	0.0	No Limit
		EP231X: Perfluoroundecanoic acid (PFUnDA)	2058-94-8	0.02	µg/L	<0.02	<0.02	0.0	No Limit
		EP231X: Perfluorododecanoic acid (PFDoDA)	307-55-1	0.02	µg/L	<0.02	<0.02	0.0	No Limit
		EP231X: Perfluorotridecanoic acid (PFTrDA)	72629-94-8	0.02	µg/L	<0.02	<0.02	0.0	No Limit
		EP231X: Perfluorotetradecanoic acid (PFTeDA)	376-06-7	0.05	µg/L	<0.05	<0.05	0.0	No Limit
		EP231X: Perfluorobutanoic acid (PFBA)	375-22-4	0.1	µg/L	<0.1	<0.1	0.0	No Limit
EP231C: Perfluoroalkyl Sulfonamides (QC Lot: 5862839)									
ES2419493-064	Anonymous	EP231X: Perfluorooctane sulfonamide (FOSA)	754-91-6	0.02	µg/L	<0.02	<0.02	0.0	No Limit
		EP231X: N-Methyl perfluorooctane sulfonamidoacetic acid (MeFOSAA)	2355-31-9	0.02	µg/L	<0.02	<0.02	0.0	No Limit
		EP231X: N-Ethyl perfluorooctane sulfonamidoacetic acid (EtFOSAA)	2991-50-6	0.02	µg/L	<0.02	<0.02	0.0	No Limit
		EP231X: N-Methyl perfluorooctane sulfonamide (MeFOSA)	31506-32-8	0.05	µg/L	<0.05	<0.05	0.0	No Limit
		EP231X: N-Ethyl perfluorooctane sulfonamide (EtFOSA)	4151-50-2	0.05	µg/L	<0.05	<0.05	0.0	No Limit
		EP231X: N-Methyl perfluorooctane sulfonamidoethanol (MeFOSE)	24448-09-7	0.05	µg/L	<0.05	<0.05	0.0	No Limit
		EP231X: N-Ethyl perfluorooctane sulfonamidoethanol (EtFOSE)	1691-99-2	0.05	µg/L	<0.05	<0.05	0.0	No Limit
ES2419493-066	Anonymous	EP231X: Perfluorooctane sulfonamide (FOSA)	754-91-6	0.02	µg/L	<0.02	<0.02	0.0	No Limit
		EP231X: N-Methyl perfluorooctane sulfonamidoacetic acid (MeFOSAA)	2355-31-9	0.02	µg/L	<0.02	<0.02	0.0	No Limit
		EP231X: N-Ethyl perfluorooctane sulfonamidoacetic acid (EtFOSAA)	2991-50-6	0.02	µg/L	<0.02	<0.02	0.0	No Limit

Sub-Matrix: **WATER**

				Laboratory Duplicate (DUP) Report					
Laboratory sample ID	*Sample ID*	*Method: Compound*	*CAS Number*	*LOR*	*Unit*	*Original Result*	*Duplicate Result*	*RPD (%)*	*Acceptable RPD (%)*
EP231C: Perfluoroalkyl Sulfonamides (QC Lot: 5862839) - continued									
ES2419493-066	Anonymous	EP231X: N-Methyl perfluorooctane sulfonamide (MeFOSA)	31506-32-8	0.05	µg/L	<0.05	<0.05	0.0	No Limit
		EP231X: N-Ethyl perfluorooctane sulfonamide (EtFOSA)	4151-50-2	0.05	µg/L	<0.05	<0.05	0.0	No Limit
		EP231X: N-Methyl perfluorooctane sulfonamidoethanol (MeFOSE)	24448-09-7	0.05	µg/L	<0.05	<0.05	0.0	No Limit
		EP231X: N-Ethyl perfluorooctane sulfonamidoethanol (EtFOSE)	1691-99-2	0.05	µg/L	<0.05	<0.05	0.0	No Limit
EP231D: (n:2) Fluorotelomer Sulfonic Acids (QC Lot: 5862839)									
ES2419493-064	Anonymous	EP231X: 4:2 Fluorotelomer sulfonic acid (4:2 FTS)	757124-72-4	0.05	µg/L	<0.05	<0.05	0.0	No Limit
		EP231X: 6:2 Fluorotelomer sulfonic acid (6:2 FTS)	27619-97-2	0.05	µg/L	<0.05	<0.05	0.0	No Limit
		EP231X: 8:2 Fluorotelomer sulfonic acid (8:2 FTS)	39108-34-4	0.05	µg/L	<0.05	<0.05	0.0	No Limit
		EP231X: 10:2 Fluorotelomer sulfonic acid (10:2 FTS)	120226-60-0	0.05	µg/L	<0.05	<0.05	0.0	No Limit
ES2419493-066	Anonymous	EP231X: 4:2 Fluorotelomer sulfonic acid (4:2 FTS)	757124-72-4	0.05	µg/L	<0.05	<0.05	0.0	No Limit
		EP231X: 6:2 Fluorotelomer sulfonic acid (6:2 FTS)	27619-97-2	0.05	µg/L	<0.05	<0.05	0.0	No Limit
		EP231X: 8:2 Fluorotelomer sulfonic acid (8:2 FTS)	39108-34-4	0.05	µg/L	<0.05	<0.05	0.0	No Limit
		EP231X: 10:2 Fluorotelomer sulfonic acid (10:2 FTS)	120226-60-0	0.05	µg/L	<0.05	<0.05	0.0	No Limit
EP231P: PFAS Sums (QC Lot: 5862839)									
ES2419493-064	Anonymous	EP231X: Sum of PFAS	----	0.01	µg/L	<0.01	<0.01	0.0	No Limit
ES2419493-066	Anonymous	EP231X: Sum of PFAS	----	0.01	µg/L	<0.01	<0.01	0.0	No Limit

Method Blank (MB) and Laboratory Control Sample (LCS) Report

The quality control term Method / Laboratory Blank refers to an analyte free matrix to which all reagents are added in the same volumes or proportions as used in standard sample preparation. The purpose of this QC parameter is to monitor potential laboratory contamination. The quality control term Laboratory Control Sample (LCS) refers to a certified reference material, or a known interference free matrix spiked with target analytes. The purpose of this QC parameter is to monitor method precision and accuracy independent of sample matrix. Dynamic Recovery Limits are based on statistical evaluation of processed LCS.

Sub-Matrix: **SOIL**

				Method Blank (MB) Report	Laboratory Control Spike (LCS) Report			
					Spike	Spike Recovery (%)	Acceptable Limits (%)	
Method: Compound	CAS Number	LOR	Unit	Result	Concentration	LCS	Low	High
EP231A: Perfluoroalkyl Sulfonic Acids (QCLot: 5862734)								
EP231X: Perfluorobutane sulfonic acid (PFBS)	375-73-5	0.0002	mg/kg	<0.0002	0.00125 mg/kg	83.9	72.0	128
EP231X: Perfluoropentane sulfonic acid (PFPeS)	2706-91-4	0.0002	mg/kg	<0.0002	0.00125 mg/kg	94.0	73.0	123
EP231X: Perfluorohexane sulfonic acid (PFHxS)	355-46-4	0.0002	mg/kg	<0.0002	0.00125 mg/kg	86.6	67.0	130
EP231X: Perfluoroheptane sulfonic acid (PFHpS)	375-92-8	0.0002	mg/kg	<0.0002	0.00125 mg/kg	91.6	70.0	132
EP231X: Perfluorooctane sulfonic acid (PFOS)	1763-23-1	0.0002	mg/kg	<0.0002	0.00125 mg/kg	87.4	68.0	136
EP231X: Perfluorodecane sulfonic acid (PFDS)	335-77-3	0.0002	mg/kg	<0.0002	0.00125 mg/kg	88.5	59.0	134
EP231B: Perfluoroalkyl Carboxylic Acids (QCLot: 5862734)								
EP231X: Perfluorobutanoic acid (PFBA)	375-22-4	0.001	mg/kg	<0.001	0.00625 mg/kg	81.7	71.0	135
EP231X: Perfluoropentanoic acid (PFPeA)	2706-90-3	0.0002	mg/kg	<0.0002	0.00125 mg/kg	98.9	69.0	132
EP231X: Perfluorohexanoic acid (PFHxA)	307-24-4	0.0002	mg/kg	<0.0002	0.00125 mg/kg	87.3	70.0	132
EP231X: Perfluoroheptanoic acid (PFHpA)	375-85-9	0.0002	mg/kg	<0.0002	0.00125 mg/kg	110	71.0	131
EP231X: Perfluorooctanoic acid (PFOA)	335-67-1	0.0002	mg/kg	<0.0002	0.00125 mg/kg	97.0	69.0	133
EP231X: Perfluorononanoic acid (PFNA)	375-95-1	0.0002	mg/kg	<0.0002	0.00125 mg/kg	97.4	72.0	129
EP231X: Perfluorodecanoic acid (PFDA)	335-76-2	0.0002	mg/kg	<0.0002	0.00125 mg/kg	94.3	69.0	133
EP231X: Perfluoroundecanoic acid (PFUnDA)	2058-94-8	0.0002	mg/kg	<0.0002	0.00125 mg/kg	92.8	64.0	136
EP231X: Perfluorododecanoic acid (PFDoDA)	307-55-1	0.0002	mg/kg	<0.0002	0.00125 mg/kg	82.1	69.0	135
EP231X: Perfluorotridecanoic acid (PFTrDA)	72629-94-8	0.0002	mg/kg	<0.0002	0.00125 mg/kg	77.5	66.0	139
EP231X: Perfluorotetradecanoic acid (PFTeDA)	376-06-7	0.0005	mg/kg	<0.0005	0.00312 mg/kg	96.4	69.0	133
EP231C: Perfluoroalkyl Sulfonamides (QCLot: 5862734)								
EP231X: Perfluorooctane sulfonamide (FOSA)	754-91-6	0.0002	mg/kg	<0.0002	0.00125 mg/kg	109	67.0	137
EP231X: N-Methyl perfluorooctane sulfonamide (MeFOSA)	31506-32-8	0.0005	mg/kg	<0.0005	0.00312 mg/kg	103	71.6	129
EP231X: N-Ethyl perfluorooctane sulfonamide (EtFOSA)	4151-50-2	0.0005	mg/kg	<0.0005	0.00312 mg/kg	94.6	69.8	131
EP231X: N-Methyl perfluorooctane sulfonamidoethanol (MeFOSE)	24448-09-7	0.0005	mg/kg	<0.0005	0.00312 mg/kg	90.3	68.7	130
EP231X: N-Ethyl perfluorooctane sulfonamidoethanol (EtFOSE)	1691-99-2	0.0005	mg/kg	<0.0005	0.00312 mg/kg	105	65.1	134
EP231X: N-Methyl perfluorooctane sulfonamidoacetic acid (MeFOSAA)	2355-31-9	0.0002	mg/kg	<0.0002	0.00125 mg/kg	92.4	63.0	144
EP231X: N-Ethyl perfluorooctane sulfonamidoacetic acid (EtFOSAA)	2991-50-6	0.0002	mg/kg	<0.0002	0.00125 mg/kg	83.8	61.0	139
EP231D: (n:2) Fluorotelomer Sulfonic Acids (QCLot: 5862734)								

Sub-Matrix: **SOIL**

Method: Compound	CAS Number	LOR	Unit	Method Blank (MB) Report: Result	Laboratory Control Spike (LCS) Report: Spike Concentration	Spike Recovery (%): LCS	Acceptable Limits (%): Low	Acceptable Limits (%): High
EP231D: (n:2) Fluorotelomer Sulfonic Acids (QCLot: 5862734) - continued								
EP231X: 4:2 Fluorotelomer sulfonic acid (4:2 FTS)	757124-72-4	0.0005	mg/kg	<0.0005	0.00125 mg/kg	73.6	62.0	145
EP231X: 6:2 Fluorotelomer sulfonic acid (6:2 FTS)	27619-97-2	0.0005	mg/kg	<0.0005	0.00125 mg/kg	98.1	64.0	140
EP231X: 8:2 Fluorotelomer sulfonic acid (8:2 FTS)	39108-34-4	0.0005	mg/kg	<0.0005	0.00125 mg/kg	119	65.0	137
EP231X: 10:2 Fluorotelomer sulfonic acid (10:2 FTS)	120226-60-0	0.0005	mg/kg	<0.0005	0.00125 mg/kg	109	69.2	143

Sub-Matrix: **WATER**

Method: Compound	CAS Number	LOR	Unit	Method Blank (MB) Report: Result	Laboratory Control Spike (LCS) Report: Spike Concentration	Spike Recovery (%): LCS	Acceptable Limits (%): Low	Acceptable Limits (%): High
EP231A: Perfluoroalkyl Sulfonic Acids (QCLot: 5862839)								
EP231X: Perfluorobutane sulfonic acid (PFBS)	375-73-5	0.02	µg/L	<0.02	0.25 µg/L	75.5	72.0	130
EP231X: Perfluoropentane sulfonic acid (PFPeS)	2706-91-4	0.02	µg/L	<0.02	0.25 µg/L	113	71.0	127
EP231X: Perfluorohexane sulfonic acid (PFHxS)	355-46-4	0.01	µg/L	<0.01	0.25 µg/L	79.4	68.0	131
EP231X: Perfluoroheptane sulfonic acid (PFHpS)	375-92-8	0.02	µg/L	<0.02	0.25 µg/L	105	69.0	134
EP231X: Perfluorooctane sulfonic acid (PFOS)	1763-23-1	0.01	µg/L	<0.01	0.25 µg/L	89.9	65.0	140
EP231X: Perfluorodecane sulfonic acid (PFDS)	335-77-3	0.02	µg/L	<0.02	0.25 µg/L	83.5	53.0	142
EP231B: Perfluoroalkyl Carboxylic Acids (QCLot: 5862839)								
EP231X: Perfluorobutanoic acid (PFBA)	375-22-4	0.1	µg/L	<0.1	1.25 µg/L	87.5	73.0	129
EP231X: Perfluoropentanoic acid (PFPeA)	2706-90-3	0.02	µg/L	<0.02	0.25 µg/L	91.2	72.0	129
EP231X: Perfluorohexanoic acid (PFHxA)	307-24-4	0.02	µg/L	<0.02	0.25 µg/L	82.3	72.0	129
EP231X: Perfluoroheptanoic acid (PFHpA)	375-85-9	0.02	µg/L	<0.02	0.25 µg/L	89.2	72.0	130
EP231X: Perfluorooctanoic acid (PFOA)	335-67-1	0.01	µg/L	<0.01	0.25 µg/L	93.0	71.0	133
EP231X: Perfluorononanoic acid (PFNA)	375-95-1	0.02	µg/L	<0.02	0.25 µg/L	90.3	69.0	130
EP231X: Perfluorodecanoic acid (PFDA)	335-76-2	0.02	µg/L	<0.02	0.25 µg/L	99.6	71.0	129
EP231X: Perfluoroundecanoic acid (PFUnDA)	2058-94-8	0.02	µg/L	<0.02	0.25 µg/L	101	69.0	133
EP231X: Perfluorododecanoic acid (PFDoDA)	307-55-1	0.02	µg/L	<0.02	0.25 µg/L	88.4	72.0	134
EP231X: Perfluorotridecanoic acid (PFTrDA)	72629-94-8	0.02	µg/L	<0.02	0.25 µg/L	81.2	65.0	144
EP231X: Perfluorotetradecanoic acid (PFTeDA)	376-06-7	0.05	µg/L	<0.05	0.625 µg/L	110	71.0	132
EP231C: Perfluoroalkyl Sulfonamides (QCLot: 5862839)								
EP231X: Perfluorooctane sulfonamide (FOSA)	754-91-6	0.02	µg/L	<0.02	0.25 µg/L	106	67.0	137
EP231X: N-Methyl perfluorooctane sulfonamide (MeFOSA)	31506-32-8	0.05	µg/L	<0.05	0.625 µg/L	99.6	68.0	141
EP231X: N-Ethyl perfluorooctane sulfonamide (EtFOSA)	4151-50-2	0.05	µg/L	<0.05	0.625 µg/L	94.9	62.6	147
EP231X: N-Methyl perfluorooctane sulfonamidoethanol (MeFOSE)	24448-09-7	0.05	µg/L	<0.05	0.625 µg/L	94.7	66.0	145
EP231X: N-Ethyl perfluorooctane sulfonamidoethanol (EtFOSE)	1691-99-2	0.05	µg/L	<0.05	0.625 µg/L	94.8	57.6	145

Sub-Matrix: **WATER**

Method: Compound	CAS Number	LOR	Unit	Method Blank (MB) Report: Result	Laboratory Control Spike (LCS) Report: Spike Concentration	Spike Recovery (%): LCS	Acceptable Limits (%): Low	Acceptable Limits (%): High
EP231C: Perfluoroalkyl Sulfonamides (QCLot: 5862839) - continued								
EP231X: N-Methyl perfluorooctane sulfonamidoacetic acid (MeFOSAA)	2355-31-9	0.02	µg/L	<0.02	0.25 µg/L	112	65.0	136
EP231X: N-Ethyl perfluorooctane sulfonamidoacetic acid (EtFOSAA)	2991-50-6	0.02	µg/L	<0.02	0.25 µg/L	98.7	61.0	135
EP231D: (n:2) Fluorotelomer Sulfonic Acids (QCLot: 5862839)								
EP231X: 4:2 Fluorotelomer sulfonic acid (4:2 FTS)	757124-72-4	0.05	µg/L	<0.05	0.25 µg/L	88.0	63.0	143
EP231X: 6:2 Fluorotelomer sulfonic acid (6:2 FTS)	27619-97-2	0.05	µg/L	<0.05	0.25 µg/L	86.1	64.0	140
EP231X: 8:2 Fluorotelomer sulfonic acid (8:2 FTS)	39108-34-4	0.05	µg/L	<0.05	0.25 µg/L	107	67.0	138
EP231X: 10:2 Fluorotelomer sulfonic acid (10:2 FTS)	120226-60-0	0.05	µg/L	<0.05	0.25 µg/L	127	71.4	144

Matrix Spike (MS) Report

The quality control term Matrix Spike (MS) refers to an intralaboratory split sample spiked with a representative set of target analytes. The purpose of this QC parameter is to monitor potential matrix effects on analyte recoveries. Static Recovery Limits as per laboratory Data Quality Objectives (DQOs). Ideal recovery ranges stated may be waived in the event of sample matrix interference.

Sub-Matrix: **SOIL**

Laboratory sample ID	Sample ID	Method: Compound	CAS Number	Matrix Spike (MS) Report: Spike Concentration	SpikeRecovery(%): MS	Acceptable Limits (%): Low	Acceptable Limits (%): High
EP231A: Perfluoroalkyl Sulfonic Acids (QCLot: 5862734)							
ES2419493-021	Anonymous	EP231X: Perfluorobutane sulfonic acid (PFBS)	375-73-5	0.00125 mg/kg	82.1	72.0	128
		EP231X: Perfluoropentane sulfonic acid (PFPeS)	2706-91-4	0.00125 mg/kg	91.0	73.0	123
		EP231X: Perfluorohexane sulfonic acid (PFHxS)	355-46-4	0.00125 mg/kg	85.7	67.0	130
		EP231X: Perfluoroheptane sulfonic acid (PFHpS)	375-92-8	0.00125 mg/kg	97.4	70.0	132
		EP231X: Perfluorooctane sulfonic acid (PFOS)	1763-23-1	0.00125 mg/kg	90.5	68.0	136
		EP231X: Perfluorodecane sulfonic acid (PFDS)	335-77-3	0.00125 mg/kg	104	59.0	134
EP231B: Perfluoroalkyl Carboxylic Acids (QCLot: 5862734)							
ES2419493-021	Anonymous	EP231X: Perfluorobutanoic acid (PFBA)	375-22-4	0.00625 mg/kg	86.1	71.0	135
		EP231X: Perfluoropentanoic acid (PFPeA)	2706-90-3	0.00125 mg/kg	105	69.0	132
		EP231X: Perfluorohexanoic acid (PFHxA)	307-24-4	0.00125 mg/kg	90.7	70.0	132
		EP231X: Perfluoroheptanoic acid (PFHpA)	375-85-9	0.00125 mg/kg	111	71.0	131
		EP231X: Perfluorooctanoic acid (PFOA)	335-67-1	0.00125 mg/kg	102	69.0	133
		EP231X: Perfluorononanoic acid (PFNA)	375-95-1	0.00125 mg/kg	96.9	72.0	129
		EP231X: Perfluorodecanoic acid (PFDA)	335-76-2	0.00125 mg/kg	92.7	69.0	133
		EP231X: Perfluoroundecanoic acid (PFUnDA)	2058-94-8	0.00125 mg/kg	104	64.0	136
		EP231X: Perfluorododecanoic acid (PFDoDA)	307-55-1	0.00125 mg/kg	85.6	69.0	135
		EP231X: Perfluorotridecanoic acid (PFTrDA)	72629-94-8	0.00125 mg/kg	76.1	66.0	139
		EP231X: Perfluorotetradecanoic acid (PFTeDA)	376-06-7	0.00312 mg/kg	101	69.0	133
EP231C: Perfluoroalkyl Sulfonamides (QCLot: 5862734)							
ES2419493-021	Anonymous	EP231X: Perfluorooctane sulfonamide (FOSA)	754-91-6	0.00125 mg/kg	114	67.0	137

Sub-Matrix: **SOIL**

Laboratory sample ID	Sample ID	Method: Compound	CAS Number	Matrix Spike (MS) Report: Spike Concentration	SpikeRecovery(%) MS	Acceptable Limits (%) Low	High
EP231C: Perfluoroalkyl Sulfonamides (QCLot: 5862734) - continued							
ES2419493-021	Anonymous	EP231X: N-Methyl perfluorooctane sulfonamide (MeFOSA)	31506-32-8	0.00312 mg/kg	100	71.6	129
		EP231X: N-Ethyl perfluorooctane sulfonamide (EtFOSA)	4151-50-2	0.00312 mg/kg	96.2	69.8	131
		EP231X: N-Methyl perfluorooctane sulfonamidoethanol (MeFOSE)	24448-09-7	0.00312 mg/kg	101	68.7	130
		EP231X: N-Ethyl perfluorooctane sulfonamidoethanol (EtFOSE)	1691-99-2	0.00312 mg/kg	99.7	65.1	134
		EP231X: N-Methyl perfluorooctane sulfonamidoacetic acid (MeFOSAA)	2355-31-9	0.00125 mg/kg	99.6	63.0	144
		EP231X: N-Ethyl perfluorooctane sulfonamidoacetic acid (EtFOSAA)	2991-50-6	0.00125 mg/kg	84.6	61.0	139
EP231D: (n:2) Fluorotelomer Sulfonic Acids (QCLot: 5862734)							
ES2419493-021	Anonymous	EP231X: 4:2 Fluorotelomer sulfonic acid (4:2 FTS)	757124-72-4	0.00125 mg/kg	80.6	62.0	145
		EP231X: 6:2 Fluorotelomer sulfonic acid (6:2 FTS)	27619-97-2	0.00125 mg/kg	112	64.0	140
		EP231X: 8:2 Fluorotelomer sulfonic acid (8:2 FTS)	39108-34-4	0.00125 mg/kg	124	65.0	137
		EP231X: 10:2 Fluorotelomer sulfonic acid (10:2 FTS)	120226-60-0	0.00125 mg/kg	101	69.2	143

Sub-Matrix: **WATER**

Laboratory sample ID	Sample ID	Method: Compound	CAS Number	Matrix Spike (MS) Report: Spike Concentration	SpikeRecovery(%) MS	Acceptable Limits (%) Low	High
EP231A: Perfluoroalkyl Sulfonic Acids (QCLot: 5862839)							
ES2419493-065	Anonymous	EP231X: Perfluorobutane sulfonic acid (PFBS)	375-73-5	0.25 µg/L	86.4	72.0	130
		EP231X: Perfluoropentane sulfonic acid (PFPeS)	2706-91-4	0.25 µg/L	115	71.0	127
		EP231X: Perfluorohexane sulfonic acid (PFHxS)	355-46-4	0.25 µg/L	84.4	68.0	131
		EP231X: Perfluoroheptane sulfonic acid (PFHpS)	375-92-8	0.25 µg/L	105	69.0	134
		EP231X: Perfluorooctane sulfonic acid (PFOS)	1763-23-1	0.25 µg/L	89.9	65.0	140
		EP231X: Perfluorodecane sulfonic acid (PFDS)	335-77-3	0.25 µg/L	86.8	53.0	142
EP231B: Perfluoroalkyl Carboxylic Acids (QCLot: 5862839)							
ES2419493-065	Anonymous	EP231X: Perfluorobutanoic acid (PFBA)	375-22-4	1.25 µg/L	91.7	73.0	129
		EP231X: Perfluoropentanoic acid (PFPeA)	2706-90-3	0.25 µg/L	97.7	72.0	129
		EP231X: Perfluorohexanoic acid (PFHxA)	307-24-4	0.25 µg/L	86.2	72.0	129
		EP231X: Perfluoroheptanoic acid (PFHpA)	375-85-9	0.25 µg/L	92.0	72.0	130
		EP231X: Perfluorooctanoic acid (PFOA)	335-67-1	0.25 µg/L	98.4	71.0	133
		EP231X: Perfluorononanoic acid (PFNA)	375-95-1	0.25 µg/L	100	69.0	130
		EP231X: Perfluorodecanoic acid (PFDA)	335-76-2	0.25 µg/L	99.9	71.0	129
		EP231X: Perfluoroundecanoic acid (PFUnDA)	2058-94-8	0.25 µg/L	102	69.0	133
		EP231X: Perfluorododecanoic acid (PFDoDA)	307-55-1	0.25 µg/L	92.2	72.0	134
		EP231X: Perfluorotridecanoic acid (PFTrDA)	72629-94-8	0.25 µg/L	81.5	65.0	144
		EP231X: Perfluorotetradecanoic acid (PFTeDA)	376-06-7	0.625 µg/L	104	71.0	132

Sub-Matrix: **WATER**

Laboratory sample ID	Sample ID	Method: Compound	CAS Number	Matrix Spike (MS) Report: Spike Concentration	SpikeRecovery(%) MS	Acceptable Limits (%) Low	High
EP231C: Perfluoroalkyl Sulfonamides (QCLot: 5862839)							
ES2419493-065	Anonymous	EP231X: Perfluorooctane sulfonamide (FOSA)	754-91-6	0.25 µg/L	103	67.0	137
		EP231X: N-Methyl perfluorooctane sulfonamide (MeFOSA)	31506-32-8	0.625 µg/L	103	68.0	141
		EP231X: N-Ethyl perfluorooctane sulfonamide (EtFOSA)	4151-50-2	0.625 µg/L	99.1	62.6	147
		EP231X: N-Methyl perfluorooctane sulfonamidoethanol (MeFOSE)	24448-09-7	0.625 µg/L	101	66.0	145
		EP231X: N-Ethyl perfluorooctane sulfonamidoethanol (EtFOSE)	1691-99-2	0.625 µg/L	101	57.6	145
		EP231X: N-Methyl perfluorooctane sulfonamidoacetic acid (MeFOSAA)	2355-31-9	0.25 µg/L	116	65.0	136
		EP231X: N-Ethyl perfluorooctane sulfonamidoacetic acid (EtFOSAA)	2991-50-6	0.25 µg/L	88.2	61.0	135
EP231D: (n:2) Fluorotelomer Sulfonic Acids (QCLot: 5862839)							
ES2419493-065	Anonymous	EP231X: 4:2 Fluorotelomer sulfonic acid (4:2 FTS)	757124-72-4	0.25 µg/L	80.9	63.0	143
		EP231X: 6:2 Fluorotelomer sulfonic acid (6:2 FTS)	27619-97-2	0.25 µg/L	90.1	64.0	140
		EP231X: 8:2 Fluorotelomer sulfonic acid (8:2 FTS)	39108-34-4	0.25 µg/L	101	67.0	138
		EP231X: 10:2 Fluorotelomer sulfonic acid (10:2 FTS)	120226-60-0	0.25 µg/L	111	71.4	144

QA/QC Compliance Assessment to assist with Quality Review

Work Order	: **ES2419507**	Page	: 1 of 5
Client	: **AECOM AUSTRALIA PTY LTD**	Laboratory	: Environmental Division Sydney
Contact	: [redacted]	Telephone	: [redacted]
Project	: NSW_0902_PFASOMP_24	Date Samples Received	: 14-Jun-2024
Site	: June SW/SD	Issue Date	: 21-Jun-2024
Sampler	: [redacted]	No. of samples received	: 2
Order number	: 60612562_5.1	No. of samples analysed	: 2

This report is automatically generated by the ALS LIMS through interpretation of the ALS Quality Control Report and several Quality Assurance parameters measured by ALS. This automated reporting highlights any non-conformances, facilitates faster and more accurate data validation and is designed to assist internal expert and external Auditor review. Many components of this report contribute to the overall DQO assessment and reporting for guideline compliance.

Brief method summaries and references are also provided to assist in traceability.

Summary of Outliers

Outliers : Quality Control Samples

This report highlights outliers flagged in the Quality Control (QC) Report.

- **NO Method Blank value outliers occur.**
- **NO Duplicate outliers occur.**
- **NO Laboratory Control outliers occur.**
- **NO Matrix Spike outliers occur.**
- **For all regular sample matrices, where applicable to the methodology, NO surrogate recovery outliers occur.**

Outliers : Analysis Holding Time Compliance

- **NO Analysis Holding Time Outliers exist.**

Outliers : Frequency of Quality Control Samples

- **NO Quality Control Sample Frequency Outliers exist.**

Analysis Holding Time Compliance

If samples are identified below as having been analysed or extracted outside of recommended holding times, this should be taken into consideration when interpreting results.

This report summarizes extraction / preparation and analysis times and compares each with ALS recommended holding times (referencing USEPA SW 846, APHA, AS and NEPM) based on the sample container provided. Dates reported represent first date of extraction or analysis and preclude subsequent dilutions and reruns. A listing of breaches (if any) is provided herein.

Holding time for leachate methods (e.g. TCLP) vary according to the analytes reported. Assessment compares the leach date with the shortest analyte holding time for the equivalent soil method. These are: organics 14 days, mercury 28 days & other metals 180 days. A recorded breach does not guarantee a breach for all non-volatile parameters.

Holding times for ***VOC in soils*** vary according to analytes of interest. Vinyl Chloride and Styrene holding time is 7 days; others 14 days. A recorded breach does not guarantee a breach for all VOC analytes and should be verified in case the reported breach is a false positive or Vinyl Chloride and Styrene are not key analytes of interest/concern.

Matrix: **SOIL**

Evaluation: × = Holding time breach ; ✓ = Within holding time.

Method / Container / Client Sample ID(s)	Sample Date	Extraction / Preparation			Analysis		
		Date extracted	Due for extraction	Evaluation	Date analysed	Due for analysis	Evaluation
EA055: Moisture Content (Dried @ 105-110°C)							
HDPE Soil Jar (EA055) 0902_SD035_240614	**14-Jun-2024**	**----**	----	**----**	**18-Jun-2024**	28-Jun-2024	✓
EP231A: Perfluoroalkyl Sulfonic Acids							
HDPE Soil Jar (EP231X) 0902_SD035_240614	**14-Jun-2024**	**19-Jun-2024**	11-Dec-2024	✓	**21-Jun-2024**	29-Jul-2024	✓
EP231B: Perfluoroalkyl Carboxylic Acids							
HDPE Soil Jar (EP231X) 0902_SD035_240614	**14-Jun-2024**	**19-Jun-2024**	11-Dec-2024	✓	**21-Jun-2024**	29-Jul-2024	✓
EP231C: Perfluoroalkyl Sulfonamides							
HDPE Soil Jar (EP231X) 0902_SD035_240614	**14-Jun-2024**	**19-Jun-2024**	11-Dec-2024	✓	**21-Jun-2024**	29-Jul-2024	✓
EP231D: (n:2) Fluorotelomer Sulfonic Acids							
HDPE Soil Jar (EP231X) 0902_SD035_240614	**14-Jun-2024**	**19-Jun-2024**	11-Dec-2024	✓	**21-Jun-2024**	29-Jul-2024	✓
EP231P: PFAS Sums							
HDPE Soil Jar (EP231X) 0902_SD035_240614	**14-Jun-2024**	**19-Jun-2024**	11-Dec-2024	✓	**21-Jun-2024**	29-Jul-2024	✓

Matrix: **WATER**

Evaluation: × = Holding time breach ; ✓ = Within holding time.

Method / Container / Client Sample ID(s)	Sample Date	Extraction / Preparation			Analysis		
		Date extracted	Due for extraction	Evaluation	Date analysed	Due for analysis	Evaluation
EP231A: Perfluoroalkyl Sulfonic Acids							
HDPE (no PTFE) (EP231X) 0902_SW035_240614	**14-Jun-2024**	**19-Jun-2024**	11-Dec-2024	✓	**20-Jun-2024**	11-Dec-2024	✓
EP231B: Perfluoroalkyl Carboxylic Acids							
HDPE (no PTFE) (EP231X) 0902_SW035_240614	**14-Jun-2024**	**19-Jun-2024**	11-Dec-2024	✓	**20-Jun-2024**	11-Dec-2024	✓
EP231C: Perfluoroalkyl Sulfonamides							
HDPE (no PTFE) (EP231X) 0902_SW035_240614	**14-Jun-2024**	**19-Jun-2024**	11-Dec-2024	✓	**20-Jun-2024**	11-Dec-2024	✓

Matrix: **WATER**

Evaluation: × = Holding time breach ; ✓ = Within holding time.

Method / Container / Client Sample ID(s)	Sample Date	Extraction / Preparation			Analysis		
		Date extracted	Due for extraction	Evaluation	Date analysed	Due for analysis	Evaluation
EP231D: (n:2) Fluorotelomer Sulfonic Acids							
HDPE (no PTFE) (EP231X)							
0902_SW035_240614	**14-Jun-2024**	**19-Jun-2024**	11-Dec-2024	✓	**20-Jun-2024**	11-Dec-2024	✓
EP231P: PFAS Sums							
HDPE (no PTFE) (EP231X)							
0902_SW035_240614	**14-Jun-2024**	**19-Jun-2024**	11-Dec-2024	✓	**20-Jun-2024**	11-Dec-2024	✓

Quality Control Parameter Frequency Compliance

The following report summarises the frequency of laboratory QC samples analysed within the analytical lot(s) in which the submitted sample(s) was(were) processed. Actual rate should be greater than or equal to the expected rate. A listing of breaches is provided in the Summary of Outliers.

Matrix: **SOIL**

Evaluation: × = Quality Control frequency not within specification ; ✓ = Quality Control frequency within specification.

Quality Control Sample Type		Count		Rate (%)			Quality Control Specification
Analytical Methods	*Method*	*QC*	*Regular*	***Actual***	***Expected***	*Evaluation*	
Laboratory Duplicates (DUP)							
Moisture Content	EA055	2	20	**10.00**	**10.00**	✓	NEPM 2013 B3 & ALS QC Standard
Per- and Polyfluoroalkyl Substances (PFAS) by LCMSMS	EP231X	2	17	**11.76**	**10.00**	✓	NEPM 2013 B3 & ALS QC Standard
Laboratory Control Samples (LCS)							
Per- and Polyfluoroalkyl Substances (PFAS) by LCMSMS	EP231X	1	17	**5.88**	**5.00**	✓	NEPM 2013 B3 & ALS QC Standard
Method Blanks (MB)							
Per- and Polyfluoroalkyl Substances (PFAS) by LCMSMS	EP231X	1	17	**5.88**	**5.00**	✓	NEPM 2013 B3 & ALS QC Standard
Matrix Spikes (MS)							
Per- and Polyfluoroalkyl Substances (PFAS) by LCMSMS	EP231X	1	17	**5.88**	**5.00**	✓	NEPM 2013 B3 & ALS QC Standard

Matrix: **WATER**

Evaluation: × = Quality Control frequency not within specification ; ✓ = Quality Control frequency within specification.

Quality Control Sample Type		Count		Rate (%)			Quality Control Specification
Analytical Methods	*Method*	*QC*	*Regular*	***Actual***	***Expected***	*Evaluation*	
Laboratory Duplicates (DUP)							
Per- and Polyfluoroalkyl Substances (PFAS) by LCMSMS	EP231X	2	15	**13.33**	**10.00**	✓	NEPM 2013 B3 & ALS QC Standard
Laboratory Control Samples (LCS)							
Per- and Polyfluoroalkyl Substances (PFAS) by LCMSMS	EP231X	1	15	**6.67**	**5.00**	✓	NEPM 2013 B3 & ALS QC Standard
Method Blanks (MB)							
Per- and Polyfluoroalkyl Substances (PFAS) by LCMSMS	EP231X	1	15	**6.67**	**5.00**	✓	NEPM 2013 B3 & ALS QC Standard
Matrix Spikes (MS)							
Per- and Polyfluoroalkyl Substances (PFAS) by LCMSMS	EP231X	1	15	**6.67**	**5.00**	✓	NEPM 2013 B3 & ALS QC Standard

Brief Method Summaries

The analytical procedures used by the Environmental Division have been developed from established internationally recognized procedures such as those published by the US EPA, APHA, AS and NEPM. In house developed procedures are employed in the absence of documented standards or by client request. The following report provides brief descriptions of the analytical procedures employed for results reported in the Certificate of Analysis. Sources from which ALS methods have been developed are provided within the Method Descriptions.

Analytical Methods	*Method*	*Matrix*	*Method Descriptions*
Moisture Content	EA055	SOIL	In house: A gravimetric procedure based on weight loss over a 12 hour drying period at 105-110 degrees C. This method is compliant with NEPM Schedule B(3).
Per- and Polyfluoroalkyl Substances (PFAS) by LCMSMS	EP231X	SOIL	In-house: Analysis of soils by solvent extraction followed by LC-Electrospray-MS-MS, Negative Mode using MRM using internal standard quantitation. Isotopically labelled analogues of target analytes used as internal standards and surrogates are added to a portion of soil which is then extracted with MTBE and an ion pairing reagent. A portion of extract is exchanged into the analytical solvent mixture, combined with an equal volume reagent water and filtered for analysis. Method procedures and data quality objectives conform to US DoD QSM 5.4, table B-15 requirements.
Per- and Polyfluoroalkyl Substances (PFAS) by LCMSMS	EP231X	WATER	In-house: Analysis of fresh and saline waters by Solid Phase Extraction (SPE) followed by LC-Electrospray-MS-MS, Negative Mode using MRM and internal standard quantitation. Isotopically labelled analogues of target analytes used as internal standards and surrogates are added to the sample container. The entire contents are transferred to a solid phase extraction (SPE) cartridge. The sample container is successively rinsed with aliquots of the elution solvent. The eluted extract is combined with an equal volume of reagent water and a portion is filtered for analysis. Method procedures and data quality objectives conform to US DoD QSM 5.4, table B-15 requirements.

Preparation Methods	*Method*	*Matrix*	*Method Descriptions*
QuECheRS Extraction of Solids	ORG71	SOIL	In house: Sequential extractions with Acetonitrile/Methanol by shaking. Extraction efficiency aided by the addition of salts under acidic conditions. Where relevant, interferences from co-extracted organics are removed with dispersive clean-up media (dSPE). The extract is either diluted or concentrated and exchanged into the analytical solvent.
Solid Phase Extraction (SPE) for PFAS in water	ORG72	WATER	In-house: Isotopically labelled analogues of target analytes used as internal standards and surrogates are added to the sample container. The entire contents are transferred to a solid phase extraction (SPE) cartridge. The sample container is successively rinsed with aliquots of the elution solvent. The eluted extract is combined with an equal volume of reagent water and a portion is filtered for analysis. Method procedures conform to US DoD QSM 5.3, table B-15 requirements.

SAMPLE RECEIPT NOTIFICATION (SRN)

Work Order : **ES2419507**

Client	: **AECOM AUSTRALIA PTY LTD**	Laboratory	: Environmental Division Sydney
Contact	: [redacted]	Contact	: [redacted]
Address	: St Patricks Commercial Centre Queen Street SINGLETON NSW, AUSTRALIA 2330	Address	: 277-289 Woodpark Road Smithfield NSW Australia 2164
E-mail	: [redacted]	E-mail	: [redacted]
Telephone	: ----	Telephone	: [redacted]
Facsimile	: ----	Facsimile	: [redacted]
Project	: NSW_0902_PFASOMP_24	Page	: 1 of 3
Order number	: 60612562_5.1	Quote number	: ES2021AECOMAU0027 (SY/139/19 v4 60612562_5.1)
C-O-C number	: 68422	QC Level	: NEPM 2013 B3 & ALS QC Standard
Site	: June SW/SD		
Sampler	: [redacted]		

Dates

Date Samples Received	: 14-Jun-2024 12:10	Issue Date	: 17-Jun-2024
Client Requested Due Date	: 21-Jun-2024	Scheduled Reporting Date	: **21-Jun-2024**

Delivery Details

Mode of Delivery	: Client Drop Off	Security Seal	: Intact.
No. of coolers/boxes	: 1	Temperature	: 3.8'C, 2.7'C - Ice present
Receipt Detail	:	No. of samples received / analysed	: 2 / 2

General Comments

- This report contains the following information:
  - Sample Container(s)/Preservation Non-Compliances
  - Summary of Sample(s) and Requested Analysis
  - Proactive Holding Time Report
  - Requested Deliverables
- **Please refer to the Proactive Holding Time Report table below which summarises breaches of recommended holding times that have occurred prior to samples/instructions being received at the laboratory. The laboratory will process these samples unless instructions are received from you indicating you do not wish to proceed. The absence of this summary table indicates that all samples have been received within the recommended holding times for the analysis requested.**
- Please direct any queries you have regarding this work order to the above ALS laboratory contact.
- Analytical work for this work order will be conducted at ALS Sydney.
- Sample Disposal - Aqueous (3 weeks), Solid (2 months ± 1 week) from receipt of samples.
- Please be aware that APHA/NEPM recommends water and soil samples be chilled to less than or equal to 6°C for chemical analysis, and less than or equal to 10°C but unfrozen for Microbiological analysis. Where samples are received above this temperature, it should be taken into consideration when interpreting results. Refer to ALS EnviroMail 85 for ALS recommendations of the best practice for chilling samples after sampling and for maintaining a cool temperature during transit.

Sample Container(s)/Preservation Non-Compliances

All comparisons are made against pretreatment/preservation AS, APHA, USEPA standards.

- **No sample container / preservation non-compliance exists.**

Summary of Sample(s) and Requested Analysis

Some items described below may be part of a laboratory process necessary for the execution of client requested tasks. Packages may contain additional analyses, such as the determination of moisture content and preparation tasks, that are included in the package.
If no sampling time is provided, the sampling time will default 00:00 on the date of sampling. If no sampling date is provided, the sampling date will be assumed by the laboratory and displayed in brackets without a time component

Matrix: **SOIL**

Laboratory sample ID	Sampling date / time	Sample ID	SOIL - EA055-103 Moisture Content	SOIL - EP231X (solids) PFAS - Full Suite (30 analytes)
ES2419507-001	14-Jun-2024 09:56	0902_SD035_240614	✓	✓

Matrix: **WATER**

Laboratory sample ID	Sampling date / time	Sample ID	WATER - EP231X PFAS - Full Suite (30 analytes)
ES2419507-002	14-Jun-2024 09:56	0902_SW035_240614	✓

Proactive Holding Time Report

Sample(s) have been received within the recommended holding times for the requested analysis.

Requested Deliverables

ACCOUNTS PAYABLE

- A4 - AU Tax Invoice (INV)	Email	[redacted]

DERP ESDAT REPORTS

- EDI Format - ESDAT (ESDAT)	Email	[redacted]
[redacted]		
- *AU Certificate of Analysis - NATA (COA)	Email	[redacted]
- *AU Interpretive QC Report - DEFAULT (Anon QCI Rep) (QCI)	Email	[redacted]
- *AU QC Report - DEFAULT (Anon QC Rep) - NATA (QC)	Email	[redacted]
- A4 - AU Sample Receipt Notification - Environmental HT (SRN)	Email	[redacted]
- A4 - AU Tax Invoice (INV)	Email	[redacted]
- Chain of Custody (CoC) (COC)	Email	[redacted]
- EDI Format - ESDAT (ESDAT)	Email	[redacted]
[redacted]		
- *AU Certificate of Analysis - NATA (COA)	Email	[redacted]
- *AU Interpretive QC Report - DEFAULT (Anon QCI Rep) (QCI)	Email	[redacted]
- *AU QC Report - DEFAULT (Anon QC Rep) - NATA (QC)	Email	[redacted]
- A4 - AU Sample Receipt Notification - Environmental HT (SRN)	Email	[redacted]
- Chain of Custody (CoC) (COC)	Email	[redacted]
- EDI Format - ESDAT (ESDAT)	Email	[redacted]
[redacted]		
- *AU Certificate of Analysis - NATA (COA)	Email	[redacted]
- *AU Interpretive QC Report - DEFAULT (Anon QCI Rep) (QCI)	Email	[redacted]
- *AU QC Report - DEFAULT (Anon QC Rep) - NATA (QC)	Email	[redacted]
- A4 - AU Sample Receipt Notification - Environmental HT (SRN)	Email	[redacted]
- Chain of Custody (CoC) (COC)	Email	[redacted]
- EDI Format - EQUIS V5 AECOM (EQUIS_V5_AECOM)	Email	[redacted]
- EDI Format - ESDAT (ESDAT)	Email	[redacted]

ES2419507

CHAIN OF CUSTODY

(ALS) COC#: 68422 ALS Laboratory: ES Sydney Environmental

RELINQUISHED BY:	RECEIVED BY:	RELINQUISHED BY:	RECEIVED BY:
DATE TIME:	[redacted] DATE TIME: 14/6/24 12:40	DATE TIME:	DATE TIME:

CLIENT: AECOMAU - AECOM Australia Pty Ltd

PROJECT: NSW_0902_PFASOMP_24

SITE: June SW/SD

ORDER NO:

TURNAROUND REQUIREMENTS : 5 Days

Biohazard info:

PROJECT MANAGER: [redacted]

PRIMARY SAMPLER: [redacted]

CONTACT PH: SAMPLER MOBILE:

QUOTE NO: SY/139/19 v4 60612562_5.1 / ES2021AECOMAU0027

EMAIL REPORTS TO:

EMAIL INVOICES TO:

LABORATORY USE ONLY (Circle)

Custody Seal intact?	Yes	No	N/A
Free ice / frozen ice bricks present upon receipt?	Yes	No	N/A
Random Sample Temperature on Receipt:		°C	
Other comments:			

SAMPLE DETAILS							ANALYSIS REQUIRED			
SAMPLE	NAME	DESCRIPTION	DATE / TIME	MATRIX	TOTAL BOTTLES	ON HOLD	PFAS Soil - New Analysis SOIL	PFAS Waters - New Analysis WATER	ALTERNATIVE ANALYSIS	ADDITIONAL INFORMATION
001	0902_SD035_240614		14/06/2024 09:56 AM	SOIL	ALS: 1 Non ALS: 0	No	X			
002	0902_SW035_240614		14/06/2024 09:56 AM	WATER	ALS: 4 Non ALS: 0	No		X		

Environmental Division Sydney

Work Order Reference

ES2419507

[redacted]

CHAIN OF CUSTODY

(ALS) COC#: 68422 *ALS Laboratory:* ES Sydney Environmental

RELINQUISHED BY:	RECEIVED BY:	RELINQUISHED BY:	RECEIVED BY:
DATE TIME:	[redacted] DATE TIME: 14/6/24 12:[illegible]	DATE TIME:	DATE TIME:

CLIENT: AECOMAU - AECOM Australia Pty Ltd

PROJECT: NSW_0902_PFASOMP_24

SITE: June SW/SD

ORDER NO:

PROJECT MANAGER: [redacted]

PRIMARY SAMPLER: [redacted]

EMAIL REPORTS TO:

EMAIL INVOICES TO:

TURNAROUND REQUIREMENTS : 5 Days

Biohazard info:

CONTACT PH: SAMPLER MOBILE:

QUOTE NO: SY/139/19 v4 60612562_5.1 / ES2021AECOMAU0027

LABORATORY USE ONLY (Circle)

Custody Seal intact? Yes No N/A

Free ice / frozen ice bricks present upon receipt? Yes No N/A

Random Sample Temperature on Receipt: °C

Other comments:

SAMPLE	SAMPLE NAME	BOTTLE NAME	VOLUME	BARCODE	TYPE	FILTERED	REASON
001	0902_SD035_240614	HDPE Soil Jar	200 mL	00621222064421	Grey	No	
002	0902_SW035_240614	HDPE (no PTFE)	20 mL	00352312066111	Grey	No	
002	0902_SW035_240614	HDPE (no PTFE)	20 mL	00352312066023	Grey	No	
002	0902_SW035_240614	HDPE (no PTFE)	20 mL	00351221028244	Grey	No	
002	0902_SW035_240614	HDPE (no PTFE)	20 mL	00351221028157	Grey	No	

Total Bottle Count: ALS: 5, Non ALS: 0

CERTIFICATE OF ANALYSIS

Work Order	: **ES2419508**	Page	: 1 of 5
Client	: **AECOM AUSTRALIA PTY LTD**	Laboratory	: Environmental Division Sydney
Contact	: [redacted]	Contact	: [redacted]
Address	: St Patricks Commercial Centre Queen Street SINGLETON NSW, AUSTRALIA 2330	Address	: 277-289 Woodpark Road Smithfield NSW Australia 2164
Telephone	: ----	Telephone	: [redacted]
Project	: NSW_0902_PFASOMP_24	Date Samples Received	: 14-Jun-2024 12:10
Order number	: 60612562_5.1	Date Analysis Commenced	: 19-Jun-2024
C-O-C number	: 68424	Issue Date	: 21-Jun-2024 11:41
Sampler	: [redacted]		
Site	: June MW		
Quote number	: SY/139/19 v4 60612562_5.1		
No. of samples received	: 2		
No. of samples analysed	: 2		

Accreditation No. 825
Accredited for compliance with
ISO/IEC 17025 - Testing

This report supersedes any previous report(s) with this reference. Results apply to the sample(s) as submitted, unless the sampling was conducted by ALS. This document shall not be reproduced, except in full.

This Certificate of Analysis contains the following information:

- General Comments
- Analytical Results
- Surrogate Control Limits

Additional information pertinent to this report will be found in the following separate attachments: Quality Control Report, QA/QC Compliance Assessment to assist with Quality Review and Sample Receipt Notification.

Signatories

This document has been electronically signed by the authorized signatories below. Electronic signing is carried out in compliance with procedures specified in 21 CFR Part 11.

Signatories	*Position*	*Accreditation Category*
[redacted]	Organic Chemist	Sydney Organics, Smithfield, NSW

General Comments

The analytical procedures used by ALS have been developed from established internationally recognised procedures such as those published by the USEPA, APHA, AS and NEPM. In house developed procedures are fully validated and are often at the client request.

Where moisture determination has been performed, results are reported on a dry weight basis.

Where a reported less than (<) result is higher than the LOR, this may be due to primary sample extract/digestate dilution and/or insufficient sample for analysis.

Where the LOR of a reported result differs from standard LOR, this may be due to high moisture content, insufficient sample (reduced weight employed) or matrix interference.

When sampling time information is not provided by the client, sampling dates are shown without a time component. In these instances, the time component has been assumed by the laboratory for processing purposes.

Where a result is required to meet compliance limits the associated uncertainty must be considered. Refer to the ALS Contract for details.

Key : CAS Number = CAS registry number from database maintained by Chemical Abstracts Services. The Chemical Abstracts Service is a division of the American Chemical Society.
LOR = Limit of reporting
^ = This result is computed from individual analyte detections at or above the level of reporting
ø = ALS is not NATA accredited for these tests.
~ = Indicates an estimated value.

- EP231X - Per- and Polyfluoroalkyl Substances (PFAS): Samples received in 20mL or 125mL bottles have been tested in accordance with the QSM5.4 compliant, NATA accredited method. 60mL or 250mL bottles have been tested to the legacy QSM 5.1 aligned, NATA accredited method.
- EP231: Stable isotope enriched internal standards are added to samples prior to extraction. Target compounds have a direct analogous internal standard with the exception of PFPeS, PFHpA, PFDS, PFTrDA and 10:2 FTS. These compounds use an internal standard that is chemically related and has a retention time close to that of the target compound. The DQO for internal standard response is 50-150% of that established at initial calibration or as per tables in USEPA 1633 where listed. PFOS is quantified using a certified, traceable standard consisting of linear and branched PFOS isomers. These practices are in line with recommendations in the National Environmental Management Plan for PFAS and also conform to QSM 5.4 (US DoD) requirements.

Analytical Results

Sub-Matrix: GROUNDWATER (Matrix: WATER)			Sample ID	0902_MW058_240614	0902_QC115_240614	----	----	----
			Sampling date / time	14-Jun-2024 10:40	14-Jun-2024 10:40	----	----	----
Compound	CAS Number	LOR	Unit	ES2419508-001	ES2419508-002	--------	--------	--------
				Result	Result	----	----	----
EP231A: Perfluoroalkyl Sulfonic Acids								
Perfluorobutane sulfonic acid (PFBS)	375-73-5	0.02	µg/L	**1.99**	**2.02**	----	----	----
Perfluoropentane sulfonic acid (PFPeS)	2706-91-4	0.02	µg/L	**2.40**	**2.50**	----	----	----
Perfluorohexane sulfonic acid (PFHxS)	355-46-4	0.01	µg/L	**5.50**	**5.41**	----	----	----
Perfluoroheptane sulfonic acid (PFHpS)	375-92-8	0.02	µg/L	**0.08**	**0.08**	----	----	----
Perfluorooctane sulfonic acid (PFOS)	1763-23-1	0.01	µg/L	**0.35**	**0.35**	----	----	----
Perfluorodecane sulfonic acid (PFDS)	335-77-3	0.02	µg/L	<0.02	<0.02	----	----	----
EP231B: Perfluoroalkyl Carboxylic Acids								
Perfluorobutanoic acid (PFBA)	375-22-4	0.1	µg/L	**0.4**	**0.5**	----	----	----
Perfluoropentanoic acid (PFPeA)	2706-90-3	0.02	µg/L	**0.66**	**0.65**	----	----	----
Perfluorohexanoic acid (PFHxA)	307-24-4	0.02	µg/L	**2.95**	**3.09**	----	----	----
Perfluoroheptanoic acid (PFHpA)	375-85-9	0.02	µg/L	**0.59**	**0.60**	----	----	----
Perfluorooctanoic acid (PFOA)	335-67-1	0.01	µg/L	**0.46**	**0.50**	----	----	----
Perfluorononanoic acid (PFNA)	375-95-1	0.02	µg/L	<0.02	<0.02	----	----	----
Perfluorodecanoic acid (PFDA)	335-76-2	0.02	µg/L	<0.02	<0.02	----	----	----
Perfluoroundecanoic acid (PFUnDA)	2058-94-8	0.02	µg/L	<0.02	<0.02	----	----	----
Perfluorododecanoic acid (PFDoDA)	307-55-1	0.02	µg/L	<0.02	<0.02	----	----	----
Perfluorotridecanoic acid (PFTrDA)	72629-94-8	0.02	µg/L	<0.02	<0.02	----	----	----
Perfluorotetradecanoic acid (PFTeDA)	376-06-7	0.05	µg/L	<0.05	<0.05	----	----	----
EP231C: Perfluoroalkyl Sulfonamides								
Perfluorooctane sulfonamide (FOSA)	754-91-6	0.02	µg/L	<0.02	<0.02	----	----	----
N-Methyl perfluorooctane sulfonamide (MeFOSA)	31506-32-8	0.05	µg/L	<0.05	<0.05	----	----	----

Analytical Results

Sub-Matrix: GROUNDWATER (Matrix: WATER)			Sample ID	0902_MW058_240614	0902_QC115_240614	----	----	----
			Sampling date / time	14-Jun-2024 10:40	14-Jun-2024 10:40	----	----	----
Compound	CAS Number	LOR	Unit	ES2419508-001	ES2419508-002	--------	--------	--------
				Result	Result	----	----	----
EP231C: Perfluoroalkyl Sulfonamides - Continued								
N-Ethyl perfluorooctane sulfonamide (EtFOSA)	4151-50-2	0.05	µg/L	<0.05	<0.05	----	----	----
N-Methyl perfluorooctane sulfonamidoethanol (MeFOSE)	24448-09-7	0.05	µg/L	<0.05	<0.05	----	----	----
N-Ethyl perfluorooctane sulfonamidoethanol (EtFOSE)	1691-99-2	0.05	µg/L	<0.05	<0.05	----	----	----
N-Methyl perfluorooctane sulfonamidoacetic acid (MeFOSAA)	2355-31-9	0.02	µg/L	<0.02	<0.02	----	----	----
N-Ethyl perfluorooctane sulfonamidoacetic acid (EtFOSAA)	2991-50-6	0.02	µg/L	<0.02	<0.02	----	----	----
EP231D: (n:2) Fluorotelomer Sulfonic Acids								
4:2 Fluorotelomer sulfonic acid (4:2 FTS)	757124-72-4	0.05	µg/L	<0.05	<0.05	----	----	----
6:2 Fluorotelomer sulfonic acid (6:2 FTS)	27619-97-2	0.05	µg/L	<0.05	<0.05	----	----	----
8:2 Fluorotelomer sulfonic acid (8:2 FTS)	39108-34-4	0.05	µg/L	<0.05	<0.05	----	----	----
10:2 Fluorotelomer sulfonic acid (10:2 FTS)	120226-60-0	0.05	µg/L	<0.05	<0.05	----	----	----
EP231P: PFAS Sums								
Sum of PFAS	----	0.01	µg/L	**15.8**	**16.2**	----	----	----
Sum of PFHxS and PFOS	355-46-4/1763-23-1	0.01	µg/L	**5.85**	**5.76**	----	----	----
Sum of PFAS (WA DER List)	----	0.01	µg/L	**12.9**	**13.1**	----	----	----
EP231S: PFAS Surrogate								
13C4-PFOS	----	0.02	%	**106**	**99.7**	----	----	----
13C8-PFOA	----	0.02	%	**105**	**107**	----	----	----

Surrogate Control Limits

Sub-Matrix: GROUNDWATER		Recovery Limits (%)	
Compound	CAS Number	Low	High
EP231S: PFAS Surrogate			
13C4-PFOS	----	60	120
13C8-PFOA	----	60	120

QUALITY CONTROL REPORT

Work Order	: **ES2419508**	Page	: 1 of 7
Client	: **AECOM AUSTRALIA PTY LTD**	Laboratory	: Environmental Division Sydney
Contact	: [redacted]	Contact	: [redacted]
Address	: St Patricks Commercial Centre Queen Street SINGLETON NSW, AUSTRALIA 2330	Address	: 277-289 Woodpark Road Smithfield NSW Australia 2164
Telephone	: ----	Telephone	: [redacted]
Project	: NSW_0902_PFASOMP_24	Date Samples Received	: 14-Jun-2024
Order number	: [redacted]	Date Analysis Commenced	: 19-Jun-2024
C-O-C number	: 68424	Issue Date	: 21-Jun-2024
Sampler	: [redacted]		
Site	: June MW		
Quote number	: SY/139/19 v4 60612562_5.1		
No. of samples received	: 2		
No. of samples analysed	: 2		

Accreditation No. 825
Accredited for compliance with
ISO/IEC 17025 - Testing

This report supersedes any previous report(s) with this reference. Results apply to the sample(s) as submitted, unless the sampling was conducted by ALS. This document shall not be reproduced, except in full.

This Quality Control Report contains the following information:

- Laboratory Duplicate (DUP) Report; Relative Percentage Difference (RPD) and Acceptance Limits
- Method Blank (MB) and Laboratory Control Spike (LCS) Report; Recovery and Acceptance Limits
- Matrix Spike (MS) Report; Recovery and Acceptance Limits

Signatories

This document has been electronically signed by the authorized signatories below. Electronic signing is carried out in compliance with procedures specified in 21 CFR Part 11.

Signatories	*Position*	*Accreditation Category*
[redacted]	Organic Chemist	Sydney Organics, Smithfield, NSW

General Comments

The analytical procedures used by ALS have been developed from established internationally recognised procedures such as those published by the USEPA, APHA, AS and NEPM. In house developed procedures are fully validated and are often at the client request.

Where moisture determination has been performed, results are reported on a dry weight basis.

Where a reported less than (<) result is higher than the LOR, this may be due to primary sample extract/digestate dilution and/or insufficient sample for analysis. Where the LOR of a reported result differs from standard LOR, this may be due to high moisture content, insufficient sample (reduced weight employed) or matrix interference.

Key : Anonymous = Refers to samples which are not specifically part of this work order but formed part of the QC process lot
CAS Number = CAS registry number from database maintained by Chemical Abstracts Services. The Chemical Abstracts Service is a division of the American Chemical Society.
LOR = Limit of reporting
RPD = Relative Percentage Difference
# = Indicates failed QC

Laboratory Duplicate (DUP) Report

The quality control term Laboratory Duplicate refers to a randomly selected intralaboratory split. Laboratory duplicates provide information regarding method precision and sample heterogeneity. The permitted ranges for the Relative Percent Deviation (RPD) of Laboratory Duplicates are specified in ALS Method QWI-EN/38 and are dependent on the magnitude of results in comparison to the level of reporting: Result < 10 times LOR: No Limit; Result between 10 and 20 times LOR: 0% - 50%; Result > 20 times LOR: 0% - 20%.

Sub-Matrix: **WATER**

				Laboratory Duplicate (DUP) Report					
Laboratory sample ID	Sample ID	Method: Compound	CAS Number	LOR	Unit	Original Result	Duplicate Result	RPD (%)	Acceptable RPD (%)
EP231A: Perfluoroalkyl Sulfonic Acids (QC Lot: 5862839)									
ES2419493-064	Anonymous	EP231X: Perfluorohexane sulfonic acid (PFHxS)	355-46-4	0.01	µg/L	<0.01	<0.01	0.0	No Limit
		EP231X: Perfluorooctane sulfonic acid (PFOS)	1763-23-1	0.01	µg/L	<0.01	<0.01	0.0	No Limit
		EP231X: Perfluorobutane sulfonic acid (PFBS)	375-73-5	0.02	µg/L	<0.02	<0.02	0.0	No Limit
		EP231X: Perfluoropentane sulfonic acid (PFPeS)	2706-91-4	0.02	µg/L	<0.02	<0.02	0.0	No Limit
		EP231X: Perfluoroheptane sulfonic acid (PFHpS)	375-92-8	0.02	µg/L	<0.02	<0.02	0.0	No Limit
		EP231X: Perfluorodecane sulfonic acid (PFDS)	335-77-3	0.02	µg/L	<0.02	<0.02	0.0	No Limit
ES2419493-066	Anonymous	EP231X: Perfluorohexane sulfonic acid (PFHxS)	355-46-4	0.01	µg/L	<0.01	<0.01	0.0	No Limit
		EP231X: Perfluorooctane sulfonic acid (PFOS)	1763-23-1	0.01	µg/L	<0.01	<0.01	0.0	No Limit
		EP231X: Perfluorobutane sulfonic acid (PFBS)	375-73-5	0.02	µg/L	<0.02	<0.02	0.0	No Limit
		EP231X: Perfluoropentane sulfonic acid (PFPeS)	2706-91-4	0.02	µg/L	<0.02	<0.02	0.0	No Limit
		EP231X: Perfluoroheptane sulfonic acid (PFHpS)	375-92-8	0.02	µg/L	<0.02	<0.02	0.0	No Limit
		EP231X: Perfluorodecane sulfonic acid (PFDS)	335-77-3	0.02	µg/L	<0.02	<0.02	0.0	No Limit
EP231B: Perfluoroalkyl Carboxylic Acids (QC Lot: 5862839)									
ES2419493-064	Anonymous	EP231X: Perfluorooctanoic acid (PFOA)	335-67-1	0.01	µg/L	<0.01	<0.01	0.0	No Limit
		EP231X: Perfluoropentanoic acid (PFPeA)	2706-90-3	0.02	µg/L	<0.02	<0.02	0.0	No Limit
		EP231X: Perfluorohexanoic acid (PFHxA)	307-24-4	0.02	µg/L	<0.02	<0.02	0.0	No Limit
		EP231X: Perfluoroheptanoic acid (PFHpA)	375-85-9	0.02	µg/L	<0.02	<0.02	0.0	No Limit
		EP231X: Perfluorononanoic acid (PFNA)	375-95-1	0.02	µg/L	<0.02	<0.02	0.0	No Limit
		EP231X: Perfluorodecanoic acid (PFDA)	335-76-2	0.02	µg/L	<0.02	<0.02	0.0	No Limit
		EP231X: Perfluoroundecanoic acid (PFUnDA)	2058-94-8	0.02	µg/L	<0.02	<0.02	0.0	No Limit
		EP231X: Perfluorododecanoic acid (PFDoDA)	307-55-1	0.02	µg/L	<0.02	<0.02	0.0	No Limit
		EP231X: Perfluorotridecanoic acid (PFTrDA)	72629-94-8	0.02	µg/L	<0.02	<0.02	0.0	No Limit

Sub-Matrix: **WATER**

Laboratory sample ID	Sample ID	Method: Compound	CAS Number	Laboratory Duplicate (DUP) Report LOR	Unit	Original Result	Duplicate Result	RPD (%)	Acceptable RPD (%)
EP231B: Perfluoroalkyl Carboxylic Acids (QC Lot: 5862839) - continued									
ES2419493-064	Anonymous	EP231X: Perfluorotetradecanoic acid (PFTeDA)	376-06-7	0.05	µg/L	<0.05	<0.05	0.0	No Limit
		EP231X: Perfluorobutanoic acid (PFBA)	375-22-4	0.1	µg/L	<0.1	<0.1	0.0	No Limit
ES2419493-066	Anonymous	EP231X: Perfluorooctanoic acid (PFOA)	335-67-1	0.01	µg/L	<0.01	<0.01	0.0	No Limit
		EP231X: Perfluoropentanoic acid (PFPeA)	2706-90-3	0.02	µg/L	<0.02	<0.02	0.0	No Limit
		EP231X: Perfluorohexanoic acid (PFHxA)	307-24-4	0.02	µg/L	<0.02	<0.02	0.0	No Limit
		EP231X: Perfluoroheptanoic acid (PFHpA)	375-85-9	0.02	µg/L	<0.02	<0.02	0.0	No Limit
		EP231X: Perfluorononanoic acid (PFNA)	375-95-1	0.02	µg/L	<0.02	<0.02	0.0	No Limit
		EP231X: Perfluorodecanoic acid (PFDA)	335-76-2	0.02	µg/L	<0.02	<0.02	0.0	No Limit
		EP231X: Perfluoroundecanoic acid (PFUnDA)	2058-94-8	0.02	µg/L	<0.02	<0.02	0.0	No Limit
		EP231X: Perfluorododecanoic acid (PFDoDA)	307-55-1	0.02	µg/L	<0.02	<0.02	0.0	No Limit
		EP231X: Perfluorotridecanoic acid (PFTrDA)	72629-94-8	0.02	µg/L	<0.02	<0.02	0.0	No Limit
		EP231X: Perfluorotetradecanoic acid (PFTeDA)	376-06-7	0.05	µg/L	<0.05	<0.05	0.0	No Limit
		EP231X: Perfluorobutanoic acid (PFBA)	375-22-4	0.1	µg/L	<0.1	<0.1	0.0	No Limit
EP231C: Perfluoroalkyl Sulfonamides (QC Lot: 5862839)									
ES2419493-064	Anonymous	EP231X: Perfluorooctane sulfonamide (FOSA)	754-91-6	0.02	µg/L	<0.02	<0.02	0.0	No Limit
		EP231X: N-Methyl perfluorooctane sulfonamidoacetic acid (MeFOSAA)	2355-31-9	0.02	µg/L	<0.02	<0.02	0.0	No Limit
		EP231X: N-Ethyl perfluorooctane sulfonamidoacetic acid (EtFOSAA)	2991-50-6	0.02	µg/L	<0.02	<0.02	0.0	No Limit
		EP231X: N-Methyl perfluorooctane sulfonamide (MeFOSA)	31506-32-8	0.05	µg/L	<0.05	<0.05	0.0	No Limit
		EP231X: N-Ethyl perfluorooctane sulfonamide (EtFOSA)	4151-50-2	0.05	µg/L	<0.05	<0.05	0.0	No Limit
		EP231X: N-Methyl perfluorooctane sulfonamidoethanol (MeFOSE)	24448-09-7	0.05	µg/L	<0.05	<0.05	0.0	No Limit
		EP231X: N-Ethyl perfluorooctane sulfonamidoethanol (EtFOSE)	1691-99-2	0.05	µg/L	<0.05	<0.05	0.0	No Limit
ES2419493-066	Anonymous	EP231X: Perfluorooctane sulfonamide (FOSA)	754-91-6	0.02	µg/L	<0.02	<0.02	0.0	No Limit
		EP231X: N-Methyl perfluorooctane sulfonamidoacetic acid (MeFOSAA)	2355-31-9	0.02	µg/L	<0.02	<0.02	0.0	No Limit
		EP231X: N-Ethyl perfluorooctane sulfonamidoacetic acid (EtFOSAA)	2991-50-6	0.02	µg/L	<0.02	<0.02	0.0	No Limit
		EP231X: N-Methyl perfluorooctane sulfonamide (MeFOSA)	31506-32-8	0.05	µg/L	<0.05	<0.05	0.0	No Limit
		EP231X: N-Ethyl perfluorooctane sulfonamide (EtFOSA)	4151-50-2	0.05	µg/L	<0.05	<0.05	0.0	No Limit
		EP231X: N-Methyl perfluorooctane sulfonamidoethanol (MeFOSE)	24448-09-7	0.05	µg/L	<0.05	<0.05	0.0	No Limit
		EP231X: N-Ethyl perfluorooctane sulfonamidoethanol (EtFOSE)	1691-99-2	0.05	µg/L	<0.05	<0.05	0.0	No Limit

Sub-Matrix: **WATER**

				Laboratory Duplicate (DUP) Report					
Laboratory sample ID	*Sample ID*	*Method: Compound*	*CAS Number*	*LOR*	*Unit*	*Original Result*	*Duplicate Result*	*RPD (%)*	*Acceptable RPD (%)*
EP231D: (n:2) Fluorotelomer Sulfonic Acids (QC Lot: 5862839)									
ES2419493-064	Anonymous	EP231X: 4:2 Fluorotelomer sulfonic acid (4:2 FTS)	757124-72-4	0.05	µg/L	<0.05	<0.05	0.0	No Limit
		EP231X: 6:2 Fluorotelomer sulfonic acid (6:2 FTS)	27619-97-2	0.05	µg/L	<0.05	<0.05	0.0	No Limit
		EP231X: 8:2 Fluorotelomer sulfonic acid (8:2 FTS)	39108-34-4	0.05	µg/L	<0.05	<0.05	0.0	No Limit
		EP231X: 10:2 Fluorotelomer sulfonic acid (10:2 FTS)	120226-60-0	0.05	µg/L	<0.05	<0.05	0.0	No Limit
ES2419493-066	Anonymous	EP231X: 4:2 Fluorotelomer sulfonic acid (4:2 FTS)	757124-72-4	0.05	µg/L	<0.05	<0.05	0.0	No Limit
		EP231X: 6:2 Fluorotelomer sulfonic acid (6:2 FTS)	27619-97-2	0.05	µg/L	<0.05	<0.05	0.0	No Limit
		EP231X: 8:2 Fluorotelomer sulfonic acid (8:2 FTS)	39108-34-4	0.05	µg/L	<0.05	<0.05	0.0	No Limit
		EP231X: 10:2 Fluorotelomer sulfonic acid (10:2 FTS)	120226-60-0	0.05	µg/L	<0.05	<0.05	0.0	No Limit
EP231P: PFAS Sums (QC Lot: 5862839)									
ES2419493-064	Anonymous	EP231X: Sum of PFAS	----	0.01	µg/L	<0.01	<0.01	0.0	No Limit
ES2419493-066	Anonymous	EP231X: Sum of PFAS	----	0.01	µg/L	<0.01	<0.01	0.0	No Limit

Method Blank (MB) and Laboratory Control Sample (LCS) Report

The quality control term Method / Laboratory Blank refers to an analyte free matrix to which all reagents are added in the same volumes or proportions as used in standard sample preparation. The purpose of this QC parameter is to monitor potential laboratory contamination. The quality control term Laboratory Control Sample (LCS) refers to a certified reference material, or a known interference free matrix spiked with target analytes. The purpose of this QC parameter is to monitor method precision and accuracy independent of sample matrix. Dynamic Recovery Limits are based on statistical evaluation of processed LCS.

Sub-Matrix: **WATER**

				Method Blank (MB) Report	Laboratory Control Spike (LCS) Report			
					Spike	Spike Recovery (%)	Acceptable Limits (%)	
Method: Compound	CAS Number	LOR	Unit	Result	Concentration	LCS	Low	High
EP231A: Perfluoroalkyl Sulfonic Acids (QCLot: 5862839)								
EP231X: Perfluorobutane sulfonic acid (PFBS)	375-73-5	0.02	µg/L	<0.02	0.25 µg/L	75.5	72.0	130
EP231X: Perfluoropentane sulfonic acid (PFPeS)	2706-91-4	0.02	µg/L	<0.02	0.25 µg/L	113	71.0	127
EP231X: Perfluorohexane sulfonic acid (PFHxS)	355-46-4	0.01	µg/L	<0.01	0.25 µg/L	79.4	68.0	131
EP231X: Perfluoroheptane sulfonic acid (PFHpS)	375-92-8	0.02	µg/L	<0.02	0.25 µg/L	105	69.0	134
EP231X: Perfluorooctane sulfonic acid (PFOS)	1763-23-1	0.01	µg/L	<0.01	0.25 µg/L	89.9	65.0	140
EP231X: Perfluorodecane sulfonic acid (PFDS)	335-77-3	0.02	µg/L	<0.02	0.25 µg/L	83.5	53.0	142
EP231B: Perfluoroalkyl Carboxylic Acids (QCLot: 5862839)								
EP231X: Perfluorobutanoic acid (PFBA)	375-22-4	0.1	µg/L	<0.1	1.25 µg/L	87.5	73.0	129
EP231X: Perfluoropentanoic acid (PFPeA)	2706-90-3	0.02	µg/L	<0.02	0.25 µg/L	91.2	72.0	129
EP231X: Perfluorohexanoic acid (PFHxA)	307-24-4	0.02	µg/L	<0.02	0.25 µg/L	82.3	72.0	129
EP231X: Perfluoroheptanoic acid (PFHpA)	375-85-9	0.02	µg/L	<0.02	0.25 µg/L	89.2	72.0	130
EP231X: Perfluorooctanoic acid (PFOA)	335-67-1	0.01	µg/L	<0.01	0.25 µg/L	93.0	71.0	133
EP231X: Perfluorononanoic acid (PFNA)	375-95-1	0.02	µg/L	<0.02	0.25 µg/L	90.3	69.0	130
EP231X: Perfluorodecanoic acid (PFDA)	335-76-2	0.02	µg/L	<0.02	0.25 µg/L	99.6	71.0	129
EP231X: Perfluoroundecanoic acid (PFUnDA)	2058-94-8	0.02	µg/L	<0.02	0.25 µg/L	101	69.0	133
EP231X: Perfluorododecanoic acid (PFDoDA)	307-55-1	0.02	µg/L	<0.02	0.25 µg/L	88.4	72.0	134
EP231X: Perfluorotridecanoic acid (PFTrDA)	72629-94-8	0.02	µg/L	<0.02	0.25 µg/L	81.2	65.0	144
EP231X: Perfluorotetradecanoic acid (PFTeDA)	376-06-7	0.05	µg/L	<0.05	0.625 µg/L	110	71.0	132
EP231C: Perfluoroalkyl Sulfonamides (QCLot: 5862839)								
EP231X: Perfluorooctane sulfonamide (FOSA)	754-91-6	0.02	µg/L	<0.02	0.25 µg/L	106	67.0	137
EP231X: N-Methyl perfluorooctane sulfonamide (MeFOSA)	31506-32-8	0.05	µg/L	<0.05	0.625 µg/L	99.6	68.0	141
EP231X: N-Ethyl perfluorooctane sulfonamide (EtFOSA)	4151-50-2	0.05	µg/L	<0.05	0.625 µg/L	94.9	62.6	147
EP231X: N-Methyl perfluorooctane sulfonamidoethanol (MeFOSE)	24448-09-7	0.05	µg/L	<0.05	0.625 µg/L	94.7	66.0	145
EP231X: N-Ethyl perfluorooctane sulfonamidoethanol (EtFOSE)	1691-99-2	0.05	µg/L	<0.05	0.625 µg/L	94.8	57.6	145
EP231X: N-Methyl perfluorooctane sulfonamidoacetic acid (MeFOSAA)	2355-31-9	0.02	µg/L	<0.02	0.25 µg/L	112	65.0	136
EP231X: N-Ethyl perfluorooctane sulfonamidoacetic acid (EtFOSAA)	2991-50-6	0.02	µg/L	<0.02	0.25 µg/L	98.7	61.0	135
EP231D: (n:2) Fluorotelomer Sulfonic Acids (QCLot: 5862839)								

Sub-Matrix: **WATER**

Method: Compound	CAS Number	LOR	Unit	Method Blank (MB) Report: Result	Laboratory Control Spike (LCS) Report: Spike Concentration	Spike Recovery (%): LCS	Acceptable Limits (%): Low	Acceptable Limits (%): High
EP231D: (n:2) Fluorotelomer Sulfonic Acids (QCLot: 5862839) - continued								
EP231X: 4:2 Fluorotelomer sulfonic acid (4:2 FTS)	757124-72-4	0.05	µg/L	<0.05	0.25 µg/L	88.0	63.0	143
EP231X: 6:2 Fluorotelomer sulfonic acid (6:2 FTS)	27619-97-2	0.05	µg/L	<0.05	0.25 µg/L	86.1	64.0	140
EP231X: 8:2 Fluorotelomer sulfonic acid (8:2 FTS)	39108-34-4	0.05	µg/L	<0.05	0.25 µg/L	107	67.0	138
EP231X: 10:2 Fluorotelomer sulfonic acid (10:2 FTS)	120226-60-0	0.05	µg/L	<0.05	0.25 µg/L	127	71.4	144

Matrix Spike (MS) Report

The quality control term Matrix Spike (MS) refers to an intralaboratory split sample spiked with a representative set of target analytes. The purpose of this QC parameter is to monitor potential matrix effects on analyte recoveries. Static Recovery Limits as per laboratory Data Quality Objectives (DQOs). Ideal recovery ranges stated may be waived in the event of sample matrix interference.

Sub-Matrix: **WATER**

Laboratory sample ID	Sample ID	Method: Compound	CAS Number	Matrix Spike (MS) Report: Spike Concentration	SpikeRecovery(%): MS	Acceptable Limits (%): Low	Acceptable Limits (%): High
EP231A: Perfluoroalkyl Sulfonic Acids (QCLot: 5862839)							
ES2419493-065	Anonymous	EP231X: Perfluorobutane sulfonic acid (PFBS)	375-73-5	0.25 µg/L	86.4	72.0	130
		EP231X: Perfluoropentane sulfonic acid (PFPeS)	2706-91-4	0.25 µg/L	115	71.0	127
		EP231X: Perfluorohexane sulfonic acid (PFHxS)	355-46-4	0.25 µg/L	84.4	68.0	131
		EP231X: Perfluoroheptane sulfonic acid (PFHpS)	375-92-8	0.25 µg/L	105	69.0	134
		EP231X: Perfluorooctane sulfonic acid (PFOS)	1763-23-1	0.25 µg/L	89.9	65.0	140
		EP231X: Perfluorodecane sulfonic acid (PFDS)	335-77-3	0.25 µg/L	86.8	53.0	142
EP231B: Perfluoroalkyl Carboxylic Acids (QCLot: 5862839)							
ES2419493-065	Anonymous	EP231X: Perfluorobutanoic acid (PFBA)	375-22-4	1.25 µg/L	91.7	73.0	129
		EP231X: Perfluoropentanoic acid (PFPeA)	2706-90-3	0.25 µg/L	97.7	72.0	129
		EP231X: Perfluorohexanoic acid (PFHxA)	307-24-4	0.25 µg/L	86.2	72.0	129
		EP231X: Perfluoroheptanoic acid (PFHpA)	375-85-9	0.25 µg/L	92.0	72.0	130
		EP231X: Perfluorooctanoic acid (PFOA)	335-67-1	0.25 µg/L	98.4	71.0	133
		EP231X: Perfluorononanoic acid (PFNA)	375-95-1	0.25 µg/L	100	69.0	130
		EP231X: Perfluorodecanoic acid (PFDA)	335-76-2	0.25 µg/L	99.9	71.0	129
		EP231X: Perfluoroundecanoic acid (PFUnDA)	2058-94-8	0.25 µg/L	102	69.0	133
		EP231X: Perfluorododecanoic acid (PFDoDA)	307-55-1	0.25 µg/L	92.2	72.0	134
		EP231X: Perfluorotridecanoic acid (PFTrDA)	72629-94-8	0.25 µg/L	81.5	65.0	144
		EP231X: Perfluorotetradecanoic acid (PFTeDA)	376-06-7	0.625 µg/L	104	71.0	132
EP231C: Perfluoroalkyl Sulfonamides (QCLot: 5862839)							
ES2419493-065	Anonymous	EP231X: Perfluorooctane sulfonamide (FOSA)	754-91-6	0.25 µg/L	103	67.0	137
		EP231X: N-Methyl perfluorooctane sulfonamide (MeFOSA)	31506-32-8	0.625 µg/L	103	68.0	141
		EP231X: N-Ethyl perfluorooctane sulfonamide (EtFOSA)	4151-50-2	0.625 µg/L	99.1	62.6	147
		EP231X: N-Methyl perfluorooctane sulfonamidoethanol (MeFOSE)	24448-09-7	0.625 µg/L	101	66.0	145

Sub-Matrix: **WATER**

				Matrix Spike (MS) Report			
				Spike	SpikeRecovery(%)	Acceptable Limits (%)	
Laboratory sample ID	Sample ID	Method: Compound	CAS Number	Concentration	MS	Low	High
EP231C: Perfluoroalkyl Sulfonamides (QCLot: 5862839) - continued							
ES2419493-065	Anonymous	EP231X: N-Ethyl perfluorooctane sulfonamidoethanol (EtFOSE)	1691-99-2	0.625 µg/L	101	57.6	145
		EP231X: N-Methyl perfluorooctane sulfonamidoacetic acid (MeFOSAA)	2355-31-9	0.25 µg/L	116	65.0	136
		EP231X: N-Ethyl perfluorooctane sulfonamidoacetic acid (EtFOSAA)	2991-50-6	0.25 µg/L	88.2	61.0	135
EP231D: (n:2) Fluorotelomer Sulfonic Acids (QCLot: 5862839)							
ES2419493-065	Anonymous	EP231X: 4:2 Fluorotelomer sulfonic acid (4:2 FTS)	757124-72-4	0.25 µg/L	80.9	63.0	143
		EP231X: 6:2 Fluorotelomer sulfonic acid (6:2 FTS)	27619-97-2	0.25 µg/L	90.1	64.0	140
		EP231X: 8:2 Fluorotelomer sulfonic acid (8:2 FTS)	39108-34-4	0.25 µg/L	101	67.0	138
		EP231X: 10:2 Fluorotelomer sulfonic acid (10:2 FTS)	120226-60-0	0.25 µg/L	111	71.4	144

QA/QC Compliance Assessment to assist with Quality Review

Work Order	: **ES2419508**	Page	: 1 of 4
Client	: **AECOM AUSTRALIA PTY LTD**	Laboratory	: Environmental Division Sydney
Contact	: [redacted]	Telephone	: [redacted]
Project	: NSW_0902_PFASOMP_24	Date Samples Received	: 14-Jun-2024
Site	: June MW	Issue Date	: 21-Jun-2024
Sampler	: [redacted]	No. of samples received	: 2
Order number	: 60612562_5.1	No. of samples analysed	: 2

This report is automatically generated by the ALS LIMS through interpretation of the ALS Quality Control Report and several Quality Assurance parameters measured by ALS. This automated reporting highlights any non-conformances, facilitates faster and more accurate data validation and is designed to assist internal expert and external Auditor review. Many components of this report contribute to the overall DQO assessment and reporting for guideline compliance.

Brief method summaries and references are also provided to assist in traceability.

Summary of Outliers

Outliers : Quality Control Samples

This report highlights outliers flagged in the Quality Control (QC) Report.

- **NO Method Blank value outliers occur.**
- **NO Duplicate outliers occur.**
- **NO Laboratory Control outliers occur.**
- **NO Matrix Spike outliers occur.**
- **For all regular sample matrices, where applicable to the methodology, NO surrogate recovery outliers occur.**

Outliers : Analysis Holding Time Compliance

- **NO Analysis Holding Time Outliers exist.**

Outliers : Frequency of Quality Control Samples

- **NO Quality Control Sample Frequency Outliers exist.**

Analysis Holding Time Compliance

If samples are identified below as having been analysed or extracted outside of recommended holding times, this should be taken into consideration when interpreting results.

This report summarizes extraction / preparation and analysis times and compares each with ALS recommended holding times (referencing USEPA SW 846, APHA, AS and NEPM) based on the sample container provided. Dates reported represent first date of extraction or analysis and preclude subsequent dilutions and reruns. A listing of breaches (if any) is provided herein.

Holding time for leachate methods (e.g. TCLP) vary according to the analytes reported. Assessment compares the leach date with the shortest analyte holding time for the equivalent soil method. These are: organics 14 days, mercury 28 days & other metals 180 days. A recorded breach does not guarantee a breach for all non-volatile parameters.

Holding times for ***VOC in soils*** vary according to analytes of interest. Vinyl Chloride and Styrene holding time is 7 days; others 14 days. A recorded breach does not guarantee a breach for all VOC analytes and should be verified in case the reported breach is a false positive or Vinyl Chloride and Styrene are not key analytes of interest/concern.

Matrix: **WATER**

Evaluation: × = Holding time breach ; ✓ = Within holding time.

Method / *Container / Client Sample ID(s)*		*Sample Date*	*Extraction / Preparation*			*Analysis*		
			Date extracted	*Due for extraction*	*Evaluation*	*Date analysed*	*Due for analysis*	*Evaluation*
EP231A: Perfluoroalkyl Sulfonic Acids								
HDPE (no PTFE) (EP231X)								
0902_MW058_240614,	0902_QC115_240614	**14-Jun-2024**	**19-Jun-2024**	11-Dec-2024	✓	**20-Jun-2024**	11-Dec-2024	✓
EP231B: Perfluoroalkyl Carboxylic Acids								
HDPE (no PTFE) (EP231X)								
0902_MW058_240614,	0902_QC115_240614	**14-Jun-2024**	**19-Jun-2024**	11-Dec-2024	✓	**20-Jun-2024**	11-Dec-2024	✓
EP231C: Perfluoroalkyl Sulfonamides								
HDPE (no PTFE) (EP231X)								
0902_MW058_240614,	0902_QC115_240614	**14-Jun-2024**	**19-Jun-2024**	11-Dec-2024	✓	**20-Jun-2024**	11-Dec-2024	✓
EP231D: (n:2) Fluorotelomer Sulfonic Acids								
HDPE (no PTFE) (EP231X)								
0902_MW058_240614,	0902_QC115_240614	**14-Jun-2024**	**19-Jun-2024**	11-Dec-2024	✓	**20-Jun-2024**	11-Dec-2024	✓
EP231P: PFAS Sums								
HDPE (no PTFE) (EP231X)								
0902_MW058_240614,	0902_QC115_240614	**14-Jun-2024**	**19-Jun-2024**	11-Dec-2024	✓	**20-Jun-2024**	11-Dec-2024	✓

Quality Control Parameter Frequency Compliance

The following report summarises the frequency of laboratory QC samples analysed within the analytical lot(s) in which the submitted sample(s) was(were) processed. Actual rate should be greater than or equal to the expected rate. A listing of breaches is provided in the Summary of Outliers.

Matrix: **WATER**

Evaluation: × = Quality Control frequency not within specification ; ✓ = Quality Control frequency within specification.

Quality Control Sample Type		Count		Rate (%)			Quality Control Specification
Analytical Methods	*Method*	*QC*	*Regular*	***Actual***	***Expected***	*Evaluation*	
Laboratory Duplicates (DUP)							
Per- and Polyfluoroalkyl Substances (PFAS) by LCMSMS	EP231X	2	15	**13.33**	**10.00**	✓	NEPM 2013 B3 & ALS QC Standard
Laboratory Control Samples (LCS)							
Per- and Polyfluoroalkyl Substances (PFAS) by LCMSMS	EP231X	1	15	**6.67**	**5.00**	✓	NEPM 2013 B3 & ALS QC Standard
Method Blanks (MB)							
Per- and Polyfluoroalkyl Substances (PFAS) by LCMSMS	EP231X	1	15	**6.67**	**5.00**	✓	NEPM 2013 B3 & ALS QC Standard
Matrix Spikes (MS)							
Per- and Polyfluoroalkyl Substances (PFAS) by LCMSMS	EP231X	1	15	**6.67**	**5.00**	✓	NEPM 2013 B3 & ALS QC Standard

Brief Method Summaries

The analytical procedures used by the Environmental Division have been developed from established internationally recognized procedures such as those published by the US EPA, APHA, AS and NEPM. In house developed procedures are employed in the absence of documented standards or by client request. The following report provides brief descriptions of the analytical procedures employed for results reported in the Certificate of Analysis. Sources from which ALS methods have been developed are provided within the Method Descriptions.

Analytical Methods	*Method*	*Matrix*	*Method Descriptions*
Per- and Polyfluoroalkyl Substances (PFAS) by LCMSMS	EP231X	WATER	In-house: Analysis of fresh and saline waters by Solid Phase Extraction (SPE) followed by LC-Electrospray-MS-MS, Negative Mode using MRM and internal standard quantitation. Isotopically labelled analogues of target analytes used as internal standards and surrogates are added to the sample container. The entire contents are transferred to a solid phase extraction (SPE) cartridge. The sample container is successively rinsed with aliquots of the elution solvent. The eluted extract is combined with an equal volume of reagent water and a portion is filtered for analysis. Method procedures and data quality objectives conform to US DoD QSM 5.4, table B-15 requirements.

Preparation Methods	*Method*	*Matrix*	*Method Descriptions*
Solid Phase Extraction (SPE) for PFAS in water	ORG72	WATER	In-house: Isotopically labelled analogues of target analytes used as internal standards and surrogates are added to the sample container. The entire contents are transferred to a solid phase extraction (SPE) cartridge. The sample container is successively rinsed with aliquots of the elution solvent. The eluted extract is combined with an equal volume of reagent water and a portion is filtered for analysis. Method procedures conform to US DoD QSM 5.3, table B-15 requirements.

SAMPLE RECEIPT NOTIFICATION (SRN)

Work Order : **ES2419508**

Client	: **AECOM AUSTRALIA PTY LTD**	Laboratory	: Environmental Division Sydney
Contact	: [redacted]	Contact	: [redacted]
Address	: St Patricks Commercial Centre Queen Street SINGLETON NSW, AUSTRALIA 2330	Address	: 277-289 Woodpark Road Smithfield NSW Australia 2164
E-mail	: [redacted]	E-mail	: [redacted]
Telephone	: ----	Telephone	: [redacted]
Facsimile	: ----	Facsimile	: [redacted]
Project	: NSW_0902_PFASOMP_24	Page	: 1 of 2
Order number	: 60612562_5.1	Quote number	: ES2021AECOMAU0027 (SY/139/19 v4 60612562_5.1)
C-O-C number	: 68424	QC Level	: NEPM 2013 B3 & ALS QC Standard
Site	: June MW		
Sampler	: [redacted]		

Dates

Date Samples Received	: 14-Jun-2024 12:10	Issue Date	: 17-Jun-2024
Client Requested Due Date	: 21-Jun-2024	Scheduled Reporting Date	: **21-Jun-2024**

Delivery Details

Mode of Delivery	: Undefined	Security Seal	: Intact.
No. of coolers/boxes	: 1	Temperature	: 3.8'C, 2.7'C - Ice present
Receipt Detail	:	No. of samples received / analysed	: 2 / 2

General Comments

- This report contains the following information:
  - Sample Container(s)/Preservation Non-Compliances
  - Summary of Sample(s) and Requested Analysis
  - Proactive Holding Time Report
  - Requested Deliverables
- **Please refer to the Proactive Holding Time Report table below which summarises breaches of recommended holding times that have occurred prior to samples/instructions being received at the laboratory. The laboratory will process these samples unless instructions are received from you indicating you do not wish to proceed. The absence of this summary table indicates that all samples have been received within the recommended holding times for the analysis requested.**
- Please direct any queries you have regarding this work order to the above ALS laboratory contact.
- Analytical work for this work order will be conducted at ALS Sydney.
- Sample Disposal - Aqueous (3 weeks), Solid (2 months ± 1 week) from receipt of samples.
- Please be aware that APHA/NEPM recommends water and soil samples be chilled to less than or equal to 6°C for chemical analysis, and less than or equal to 10°C but unfrozen for Microbiological analysis. Where samples are received above this temperature, it should be taken into consideration when interpreting results. Refer to ALS EnviroMail 85 for ALS recommendations of the best practice for chilling samples after sampling and for maintaining a cool temperature during transit.

Sample Container(s)/Preservation Non-Compliances

All comparisons are made against pretreatment/preservation AS, APHA, USEPA standards.

- **No sample container / preservation non-compliance exists.**

Summary of Sample(s) and Requested Analysis

Some items described below may be part of a laboratory process necessary for the execution of client requested tasks. Packages may contain additional analyses, such as the determination of moisture content and preparation tasks, that are included in the package.
If no sampling time is provided, the sampling time will default 00:00 on the date of sampling. If no sampling date is provided, the sampling date will be assumed by the laboratory and displayed in brackets without a time component

Matrix: **WATER**

Laboratory sample ID	*Sampling date / time*	*Sample ID*	WATER - EP231X PFAS - Full Suite (30 analytes)
ES2419508-001	14-Jun-2024 10:40	0902_MW058_240614	✓
ES2419508-002	14-Jun-2024 10:40	0902_QC115_240614	✓

Proactive Holding Time Report

Sample(s) have been received within the recommended holding times for the requested analysis.

Requested Deliverables

ACCOUNTS PAYABLE

- A4 - AU Tax Invoice (INV) Email [redacted]

DERP ESDAT REPORTS

- EDI Format - ESDAT (ESDAT) Email [redacted]

[redacted]

- *AU Certificate of Analysis - NATA (COA) Email [redacted]
- *AU Interpretive QC Report - DEFAULT (Anon QCI Rep) (QCI) Email [redacted]
- *AU QC Report - DEFAULT (Anon QC Rep) - NATA (QC) Email [redacted]
- A4 - AU Sample Receipt Notification - Environmental HT (SRN) Email [redacted]
- A4 - AU Tax Invoice (INV) Email [redacted]
- Chain of Custody (CoC) (COC) Email [redacted]
- EDI Format - ESDAT (ESDAT) Email [redacted]

[redacted]

- *AU Certificate of Analysis - NATA (COA) Email [redacted]
- *AU Interpretive QC Report - DEFAULT (Anon QCI Rep) (QCI) Email [redacted]
- *AU QC Report - DEFAULT (Anon QC Rep) - NATA (QC) Email [redacted]
- A4 - AU Sample Receipt Notification - Environmental HT (SRN) Email [redacted]
- Chain of Custody (CoC) (COC) Email [redacted]
- EDI Format - EQUIS V5 AECOM (EQUIS_V5_AECOM) Email [redacted]
- EDI Format - ESDAT (ESDAT) Email [redacted]

ES2419508

CHAIN OF CUSTODY

ALS COC#: 68424 ALS Laboratory: ES Sydney Environmental

RELINQUISHED BY:	RECEIVED BY:	RELINQUISHED BY:	RECEIVED BY:
DATE TIME:	[redacted] DATE TIME: 14/6/24 12:49	DATE TIME:	DATE TIME:

CLIENT: AECOMAU - AECOM Australia Pty Ltd

PROJECT: NSW_0902_PFASOMP_24

SITE: June MW

ORDER NO:

PROJECT MANAGER: [redacted]

PRIMARY SAMPLER: [redacted]

CONTACT PH: SAMPLER MOBILE:

QUOTE NO: SY/139/19 v4 60612562_5.1 / ES2021AECOMAU0027

EMAIL REPORTS TO:

EMAIL INVOICES TO:

TURNAROUND REQUIREMENTS : 5 Days

Biohazard info:

LABORATORY USE ONLY (Circle)

Custody Seal intact?	Yes	No	N/A
Free ice / frozen ice bricks present upon receipt?	Yes	No	N/A
Random Sample Temperature on Receipt:		°C	

Other comments:

SAMPLE DETAILS							ANALYSIS REQUIRED		
SAMPLE	NAME	DESCRIPTION	DATE / TIME	MATRIX	TOTAL BOTTLES	ON HOLD	PFAS Waters - New Analysis WATER	ALTERNATIVE ANALYSIS	ADDITIONAL INFORMATION
001	0902_MW058_240614		14/06/2024 10:40 AM	WATER	ALS: 4 Non ALS: 0	No	X		
002	0902_QC115_240614		14/06/2024 10:40 AM	WATER	ALS: 4 Non ALS: 0	No	X		

Environmental Division Sydney
Work Order Reference
ES2419508

[redacted]

CHAIN OF CUSTODY

ALS COC#: 68424 ALS Laboratory: ES Sydney Environmental

RELINQUISHED BY:	RECEIVED BY:	RELINQUISHED BY:	RECEIVED BY:
DATE TIME:	[redacted] DATE TIME: 14/6/24 12:00pm	DATE TIME:	DATE TIME:

CLIENT: AECOMAU - AECOM Australia Pty Ltd

PROJECT: NSW_0902_PFASOMP_24

SITE: June MW

ORDER NO:

PROJECT MANAGER: [redacted]

PRIMARY SAMPLER: [redacted]

EMAIL REPORTS TO:

EMAIL INVOICES TO:

TURNAROUND REQUIREMENTS : 5 Days

Biohazard info:

CONTACT PH: SAMPLER MOBILE:

QUOTE NO: SY/139/19 v4 60612562_5.1 / ES2021AECOMAU0027

LABORATORY USE ONLY (Circle)

Custody Seal intact? Yes No N/A

Free ice / frozen ice bricks present upon receipt? Yes No N/A

Random Sample Temperature on Receipt: °C

Other comments:

SAMPLE	SAMPLE NAME	BOTTLE NAME	VOLUME	BARCODE	TYPE	FILTERED	REASON
001	0902_MW058_240614	HDPE (no PTFE)	20 mL	00352312028385	Grey	No	
001	0902_MW058_240614	HDPE (no PTFE)	20 mL	00351221029733	Grey	No	
001	0902_MW058_240614	HDPE (no PTFE)	20 mL	00351221029712	Grey	No	
001	0902_MW058_240614	HDPE (no PTFE)	20 mL	00352312028532	Grey	No	
002	0902_QC115_240614	HDPE (no PTFE)	20 mL	00352312066138	Grey	No	
002	0902_QC115_240614	HDPE (no PTFE)	20 mL	00351221029633	Grey	No	
002	0902_QC115_240614	HDPE (no PTFE)	20 mL	00352312066173	Grey	No	
002	0902_QC115_240614	HDPE (no PTFE)	20 mL	00352312045162	Grey	No	

Total Bottle Count: ALS: 8, Non ALS: 0

Envirolab Services Pty Ltd
ABN 37 112 535 645
12 Ashley St Chatswood NSW 2067
[redacted]

CERTIFICATE OF ANALYSIS 352592

Client Details

Client	AECOM Australia Pty Ltd (Sydney)
Attention	[redacted]
Address	PO Box Q410, QVB Post Office, Sydney, NSW, 1230

Sample Details

Your Reference	**NSW_0902_PFASOMP_24**
Number of Samples	9 Water, 3 Soil
Date samples received	29/05/2024
Date completed instructions received	29/05/2024

Analysis Details

Please refer to the following pages for results, methodology summary and quality control data.

Samples were analysed as received from the client. Results relate specifically to the samples as received.

Results are reported on a dry weight basis for solids and on an as received basis for other matrices.

Please refer to the last page of this report for any comments relating to the results.

Report Details

Date results requested by	05/06/2024
Date of Issue	20/06/2024
Reissue Details	This report replaces R00 due to an amendment to sample ID's.

NATA Accreditation Number 2901. This document shall not be reproduced except in full.

Accredited for compliance with ISO/IEC 17025 - Testing. **Tests not covered by NATA are denoted with ***

Results Approved By
[redacted] Customer Service Supervisor
[redacted], Operation Manager
[redacted] Chemist (FAS)
[redacted] Asbestos Approved Identifier/Report coordinator

Authorised By
[redacted] Laboratory Manager

PFAS in Waters Extended						
Our Reference		352592-1	352592-2	352592-3	352592-4	352592-6
Your Reference	UNITS	0902_QC200_24 0520	0902_QC201_24 0520	0902_QC202_24 0520	0902_QC203_24 0522	0902_QC205_24 0523
Date Sampled		20/05/2024	20/05/2024	20/05/2024	22/05/2024	23/05/2024
Type of sample		Water	Water	Water	Water	Water
Date prepared	-	30/05/2024	30/05/2024	30/05/2024	30/05/2024	30/05/2024
Date analysed	-	30/05/2024	30/05/2024	30/05/2024	30/05/2024	30/05/2024
Perfluorobutanesulfonic acid	µg/L	0.39	2.4	0.04	<0.01	0.1
Perfluoropentanesulfonic acid	µg/L	0.48	2.4	0.04	<0.01	0.11
Perfluorohexanesulfonic acid - PFHxS	µg/L	4.5	16	0.32	0.06	0.98
Perfluoroheptanesulfonic acid	µg/L	0.21	0.53	0.02	<0.01	0.02
Perfluorooctanesulfonic acid PFOS	µg/L	1.5	2.0	0.20	0.20	0.35
Perfluorodecanesulfonic acid	µg/L	<0.02	<0.02	<0.02	<0.02	<0.02
Perfluorobutanoic acid	µg/L	0.09	0.73	<0.02	<0.02	<0.02
Perfluoropentanoic acid	µg/L	0.1	1.2	<0.02	<0.02	<0.02
Perfluorohexanoic acid	µg/L	0.61	5.1	0.03	0.02	0.02
Perfluoroheptanoic acid	µg/L	0.09	0.86	<0.01	<0.01	<0.01
Perfluorooctanoic acid PFOA	µg/L	0.23	1.0	0.01	<0.01	<0.01
Perfluorononanoic acid	µg/L	<0.01	<0.01	<0.01	<0.01	<0.01
Perfluorodecanoic acid	µg/L	<0.02	<0.02	<0.02	<0.02	<0.02
Perfluoroundecanoic acid	µg/L	<0.02	<0.02	<0.02	<0.02	<0.02
Perfluorododecanoic acid	µg/L	<0.05	<0.05	<0.05	<0.05	<0.05
Perfluorotridecanoic acid	µg/L	<0.1	<0.1	<0.1	<0.1	<0.1
Perfluorotetradecanoic acid	µg/L	<0.5	<0.5	<0.5	<0.5	<0.5
4:2 FTS	µg/L	<0.01	<0.01	<0.01	<0.01	<0.01
6:2 FTS	µg/L	<0.01	0.17	<0.01	<0.01	0.02
8:2 FTS	µg/L	<0.02	<0.02	<0.02	<0.02	<0.02
10:2 FTS	µg/L	<0.02	<0.02	<0.02	<0.02	<0.02
Perfluorooctane sulfonamide	µg/L	<0.1	<0.1	<0.1	<0.1	<0.1
N-Methyl perfluorooctane sulfonamide	µg/L	<0.05	<0.05	<0.05	<0.05	<0.05
N-Ethyl perfluorooctanesulfon amide	µg/L	<0.1	<0.1	<0.1	<0.1	<0.1
N-Me perfluorooctanesulfonamid oethanol	µg/L	<0.05	<0.05	<0.05	<0.05	<0.05
N-Et perfluorooctanesulfonamid oethanol	µg/L	<0.5	<0.5	<0.5	<0.5	<0.5
MePerfluorooctanesulf- amid oacetic acid	µg/L	<0.02	<0.02	<0.02	<0.02	<0.02
EtPerfluorooctanesulf- amid oacetic acid	µg/L	<0.02	<0.02	<0.02	<0.02	<0.02
Surrogate $^{13}C_8$ *PFOS*	%	101	101	102	101	103
Surrogate $^{13}C_2$ *PFOA*	%	102	107	118	107	110
Extracted ISTD $^{13}C_3$ *PFBS*	%	104	99	102	101	99
Extracted ISTD $^{18}O_2$ *PFHxS*	%	99	93	100	99	100
Extracted ISTD $^{13}C_4$ *PFOS*	%	102	98	101	100	98

PFAS in Waters Extended						
Our Reference		352592-1	352592-2	352592-3	352592-4	352592-6
Your Reference	UNITS	0902_QC200_240520	0902_QC201_240520	0902_QC202_240520	0902_QC203_240522	0902_QC205_240523
Date Sampled		20/05/2024	20/05/2024	20/05/2024	22/05/2024	23/05/2024
Type of sample		Water	Water	Water	Water	Water
Extracted ISTD $^{13}C_4$ *PFBA*	%	122	115	122	107	118
Extracted ISTD $^{13}C_3$ *PFPeA*	%	120	113	116	111	115
Extracted ISTD $^{13}C_2$ *PFHxA*	%	114	105	120	110	114
Extracted ISTD $^{13}C_4$ *PFHpA*	%	109	96	114	109	108
Extracted ISTD $^{13}C_4$ *PFOA*	%	124	116	115	116	111
Extracted ISTD $^{13}C_5$ *PFNA*	%	124	130	134	126	127
Extracted ISTD $^{13}C_2$ *PFDA*	%	140	130	143	132	131
Extracted ISTD $^{13}C_2$ *PFUnDA*	%	129	141	140	128	133
Extracted ISTD $^{13}C_2$ *PFDoDA*	%	136	122	122	120	127
Extracted ISTD $^{13}C_2$ *PFTeDA*	%	105	99	109	91	101
Extracted ISTD $^{13}C_2$ *4:2FTS*	%	178	173	#	180	179
Extracted ISTD $^{13}C_2$ *6:2FTS*	%	167	178	193	164	159
Extracted ISTD $^{13}C_2$ *8:2FTS*	%	165	#	182	144	173
Extracted ISTD $^{13}C_8$ *FOSA*	%	111	109	109	107	108
Extracted ISTD d_3 *N MeFOSA*	%	104	104	106	101	107
Extracted ISTD d_5 *N EtFOSA*	%	101	98	100	103	105
Extracted ISTD d_7 *N MeFOSE*	%	124	131	129	126	128
Extracted ISTD d_9 *N EtFOSE*	%	111	106	109	106	108
Extracted ISTD d_3 *N MeFOSAA*	%	133	142	141	133	138
Extracted ISTD d_5 *N EtFOSAA*	%	135	134	154	131	135
Total Positive PFHxS & PFOS	µg/L	6.0	18	0.52	0.26	1.3
Total Positive PFOA & PFOS	µg/L	1.8	3.0	0.21	0.20	0.35
Total Positive PFAS	µg/L	8.3	32	0.66	0.27	1.6

PFAS in Waters Extended					
Our Reference		352592-8	352592-9	352592-10	352592-12
Your Reference	UNITS	0902_QC207_24 0524	0902_QC208_24 0524	0902_QC209_24 0528	0902_QC211_24 0528
Date Sampled		24/05/2024	24/05/2024	28/05/2024	28/05/2024
Type of sample		Water	Water	Water	Water
Date prepared	-	30/05/2024	30/05/2024	30/05/2024	30/05/2024
Date analysed	-	30/05/2024	30/05/2024	30/05/2024	30/05/2024
Perfluorobutanesulfonic acid	µg/L	3.5	0.12	0.01	0.02
Perfluoropentanesulfonic acid	µg/L	3.0	0.09	0.01	0.02
Perfluorohexanesulfonic acid - PFHxS	µg/L	18	0.79	0.03	0.19
Perfluoroheptanesulfonic acid	µg/L	1.0	0.02	<0.01	<0.01
Perfluorooctanesulfonic acid PFOS	µg/L	27	0.16	<0.01	0.099
Perfluorodecanesulfonic acid	µg/L	<0.02	<0.02	<0.02	<0.02
Perfluorobutanoic acid	µg/L	3.9	0.1	<0.02	<0.02
Perfluoropentanoic acid	µg/L	8.0	0.07	<0.02	<0.02
Perfluorohexanoic acid	µg/L	8.6	0.12	<0.01	0.02
Perfluoroheptanoic acid	µg/L	3.0	0.04	<0.01	<0.01
Perfluorooctanoic acid PFOA	µg/L	4.5	0.06	<0.01	<0.01
Perfluorononanoic acid	µg/L	2.6	<0.01	<0.01	<0.01
Perfluorodecanoic acid	µg/L	2.0	<0.02	<0.02	<0.02
Perfluoroundecanoic acid	µg/L	0.76	<0.02	<0.02	<0.02
Perfluorododecanoic acid	µg/L	0.2	<0.05	<0.05	<0.05
Perfluorotridecanoic acid	µg/L	<0.1	<0.1	<0.1	<0.1
Perfluorotetradecanoic acid	µg/L	<0.5	<0.5	<0.5	<0.5
4:2 FTS	µg/L	<0.01	<0.01	<0.01	<0.01
6:2 FTS	µg/L	0.87	<0.01	<0.01	<0.01
8:2 FTS	µg/L	2.9	<0.02	<0.02	<0.02
10:2 FTS	µg/L	0.02	<0.02	<0.02	<0.02
Perfluorooctane sulfonamide	µg/L	<0.1	<0.1	<0.1	<0.1
N-Methyl perfluorooctane sulfonamide	µg/L	<0.05	<0.05	<0.05	<0.05
N-Ethyl perfluorooctanesulfon amide	µg/L	<0.1	<0.1	<0.1	<0.1
N-Me perfluorooctanesulfonamid oethanol	µg/L	<0.05	<0.05	<0.05	<0.05
N-Et perfluorooctanesulfonamid oethanol	µg/L	<0.5	<0.5	<0.5	<0.5
MePerfluorooctanesulf- amid oacetic acid	µg/L	<0.02	<0.02	<0.02	<0.02
EtPerfluorooctanesulf- amid oacetic acid	µg/L	<0.02	<0.02	<0.02	<0.02
Surrogate $^{13}C_8$ *PFOS*	%	101	98	96	96
Surrogate $^{13}C_2$ *PFOA*	%	108	106	110	111
Extracted ISTD $^{13}C_3$ *PFBS*	%	98	98	101	100
Extracted ISTD $^{18}O_2$ *PFHxS*	%	91	99	102	98
Extracted ISTD $^{13}C_4$ *PFOS*	%	92	103	103	100
Extracted ISTD $^{13}C_4$ *PFBA*	%	95	115	116	103

PFAS in Waters Extended					
Our Reference		352592-8	352592-9	352592-10	352592-12
Your Reference	UNITS	0902_QC207_240524	0902_QC208_240524	0902_QC209_240528	0902_QC211_240528
Date Sampled		24/05/2024	24/05/2024	28/05/2024	28/05/2024
Type of sample		Water	Water	Water	Water
Extracted ISTD $^{13}C_3$ *PFPeA*	%	105	113	115	112
Extracted ISTD $^{13}C_2$ *PFHxA*	%	103	118	118	117
Extracted ISTD $^{13}C_4$ *PFHpA*	%	95	108	111	110
Extracted ISTD $^{13}C_4$ *PFOA*	%	107	121	123	114
Extracted ISTD $^{13}C_5$ *PFNA*	%	84	134	137	129
Extracted ISTD $^{13}C_2$ *PFDA*	%	136	141	131	130
Extracted ISTD $^{13}C_2$ *PFUnDA*	%	143	133	143	131
Extracted ISTD $^{13}C_2$ *PFDoDA*	%	117	119	129	121
Extracted ISTD $^{13}C_2$ *PFTeDA*	%	104	102	106	106
Extracted ISTD $^{13}C_2$ *4:2FTS*	%	182	194	192	195
Extracted ISTD $^{13}C_2$ *6:2FTS*	%	166	191	190	173
Extracted ISTD $^{13}C_2$ *8:2FTS*	%	190	193	166	177
Extracted ISTD $^{13}C_8$ *FOSA*	%	111	107	110	109
Extracted ISTD d_3 *N MeFOSA*	%	106	104	104	105
Extracted ISTD d_5 *N EtFOSA*	%	106	102	104	98
Extracted ISTD d_7 *N MeFOSE*	%	137	134	131	134
Extracted ISTD d_9 *N EtFOSE*	%	112	109	115	108
Extracted ISTD d_3 *N MeFOSAA*	%	137	141	147	136
Extracted ISTD d_5 *N EtFOSAA*	%	128	132	145	133
Total Positive PFHxS & PFOS	µg/L	45	0.95	0.03	0.29
Total Positive PFOA & PFOS	µg/L	31	0.22	<0.01	0.1
Total Positive PFAS	µg/L	90	1.6	0.06	0.34

PFAS in Soils Extended				
Our Reference		352592-5	352592-7	352592-11
Your Reference	UNITS	0902_QC204_240522	0902_QC206_240523	0902_QC210_240528
Date Sampled		22/05/2024	23/05/2024	28/05/2024
Type of sample		Soil	Soil	Soil
Date prepared	-	31/05/2024	31/05/2024	31/05/2024
Date analysed	-	31/05/2024	31/05/2024	31/05/2024
Perfluorobutanesulfonic acid	µg/kg	2.5	<0.1	<0.1
Perfluoropentanesulfonic acid	µg/kg	3.2	<0.1	0.1
Perfluorohexanesulfonic acid - PFHxS	µg/kg	42	<0.1	1.7
Perfluoroheptanesulfonic acid	µg/kg	6.3	<0.1	0.2
Perfluorooctanesulfonic acid PFOS	µg/kg	650	0.1	13
Perfluorodecanesulfonic acid	µg/kg	15	<0.2	<0.2
Perfluorobutanoic acid	µg/kg	0.8	<0.2	<0.2
Perfluoropentanoic acid	µg/kg	2	<0.2	<0.2
Perfluorohexanoic acid	µg/kg	5.0	<0.1	0.2
Perfluoroheptanoic acid	µg/kg	1.1	<0.1	<0.1
Perfluorooctanoic acid PFOA	µg/kg	3.4	<0.1	0.1
Perfluorononanoic acid	µg/kg	2.0	<0.1	<0.1
Perfluorodecanoic acid	µg/kg	7.8	<0.5	<0.5
Perfluoroundecanoic acid	µg/kg	14	<0.5	<0.5
Perfluorododecanoic acid	µg/kg	20	<0.5	<0.5
Perfluorotridecanoic acid	µg/kg	6.6	<0.5	<0.5
Perfluorotetradecanoic acid	µg/kg	<10	<5	<5
4:2 FTS	µg/kg	<0.2	<0.1	<0.1
6:2 FTS	µg/kg	0.5	<0.1	<0.1
8:2 FTS	µg/kg	4.1	<0.2	<0.2
10:2 FTS	µg/kg	0.9	<0.2	<0.2
Perfluorooctane sulfonamide	µg/kg	13	<1	<1
N-Methyl perfluorooctane sulfonamide	µg/kg	<2	<1	<1
N-Ethyl perfluorooctanesulfon amide	µg/kg	<2	<1	<1
N-Me perfluorooctanesulfonamid oethanol	µg/kg	<2	<1	<1
N-Et perfluorooctanesulfonamid oethanol	µg/kg	<10	<5	<5
MePerfluorooctanesulf- amid oacetic acid	µg/kg	<0.4	<0.2	<0.2
EtPerfluorooctanesulf amid oacetic acid	µg/kg	<0.4	<0.2	<0.2
Surrogate $^{13}C_8$ *PFOS*	%	102	101	97
Surrogate $^{13}C_2$ *PFOA*	%	95	92	93
Extracted ISTD $^{13}C_3$ *PFBS*	%	81	89	85
Extracted ISTD $^{18}O_2$ *PFHxS*	%	80	88	80
Extracted ISTD $^{13}C_4$ *PFOS*	%	68	86	85

PFAS in Soils Extended				
Our Reference		352592-5	352592-7	352592-11
Your Reference	UNITS	0902_QC204_240522	0902_QC206_240523	0902_QC210_240528
Date Sampled		22/05/2024	23/05/2024	28/05/2024
Type of sample		Soil	Soil	Soil
Extracted ISTD $^{13}C_4$ *PFBA*	%	81	90	83
Extracted ISTD $^{13}C_3$ *PFPeA*	%	82	90	84
Extracted ISTD $^{13}C_2$ *PFHxA*	%	79	87	84
Extracted ISTD $^{13}C_4$ *PFHpA*	%	86	94	90
Extracted ISTD $^{13}C_4$ *PFOA*	%	90	96	89
Extracted ISTD $^{13}C_5$ *PFNA*	%	55	89	84
Extracted ISTD $^{13}C_2$ *PFDA*	%	74	83	72
Extracted ISTD $^{13}C_2$ *PFUnDA*	%	67	80	68
Extracted ISTD $^{13}C_2$ *PFDoDA*	%	68	79	68
Extracted ISTD $^{13}C_2$ *PFTeDA*	%	102	109	98
Extracted ISTD $^{13}C_2$ *4:2FTS*	%	94	96	95
Extracted ISTD $^{13}C_2$ *6:2FTS*	%	88	92	88
Extracted ISTD $^{13}C_2$ *8:2FTS*	%	111	111	88
Extracted ISTD $^{13}C_8$ *FOSA*	%	83	97	90
Extracted ISTD d_3 *N MeFOSA*	%	67	84	73
Extracted ISTD d_5 *N EtFOSA*	%	76	93	80
Extracted ISTD d_7 *N MeFOSE*	%	71	90	73
Extracted ISTD d_9 *N EtFOSE*	%	70	88	75
Extracted ISTD d_3 *N MeFOSAA*	%	81	99	83
Extracted ISTD d_5 *N EtFOSAA*	%	78	91	87
Total Positive PFHxS & PFOS	µg/kg	690	0.1	14
Total Positive PFOS & PFOA	µg/kg	650	0.1	13
Total Positive PFAS	µg/kg	800	0.1	15

Moisture				
Our Reference		352592-5	352592-7	352592-11
Your Reference	UNITS	0902_QC204_240522	0902_QC206_240523	0902_QC210_240528
Date Sampled		22/05/2024	23/05/2024	28/05/2024
Type of sample		Soil	Soil	Soil
Date prepared	-	30/05/2024	30/05/2024	30/05/2024
Date analysed	-	31/05/2024	31/05/2024	31/05/2024
Moisture	%	60	28	43

Method ID	Methodology Summary
Inorg-008	Moisture content determined by heating at 105+/-5 °C for a minimum of 12 hours.
Org-029	Soil samples are extracted with basified Methanol. Waters and soil extracts are directly injected and/or concentrated/extracted using SPE. TCLPs/ASLP leachates are centrifuged, the supernatant is then analysed (including amendment with solvent) - as per the option in AS4439.3. Analysis is undertaken with LC-MS/MS. PFAS results include the sum of branched and linear isomers where applicable. Please note that PFAS results are corrected for Extracted Internal Standards (QSM 5.4 Table B-15 terminology), which are mass labelled analytes added prior to sample preparation to assess matrix effects and verify processing of the sample. PFAS analytes without a commercially available mass labelled analogue are corrected vs a closely eluting mass labelled PFAS compound. Surrogates are also reported, in this context they are mass labelled PFAS compounds added prior to extraction but are used as monitoring compounds only (not used for result correction). Envicarb (or similar) is used discretionally to remove interfering matrix components. Please contact the laboratory if estimates of Measurement Uncertainty are required as per WA DER.

QUALITY CONTROL: PFAS in Waters Extended						Duplicate			Spike Recovery %	
Test Description	Units	PQL	Method	Blank	#	Base	Dup.	RPD	LCS-W1	352592-2
Date prepared	-			30/05/2024	1	30/05/2024	30/05/2024		30/05/2024	30/05/2024
Date analysed	-			30/05/2024	1	30/05/2024	30/05/2024		30/05/2024	30/05/2024
Perfluorobutanesulfonic acid	µg/L	0.01	Org-029	<0.01	1	0.39	0.41	5	106	99
Perfluoropentanesulfonic acid	µg/L	0.01	Org-029	<0.01	1	0.48	0.49	2	102	103
Perfluorohexanesulfonic acid - PFHxS	µg/L	0.01	Org-029	<0.01	1	4.5	4.5	0	102	103
Perfluoroheptanesulfonic acid	µg/L	0.01	Org-029	<0.01	1	0.21	0.20	5	108	110
Perfluorooctanesulfonic acid PFOS	µg/L	0.01	Org-029	<0.01	1	1.5	1.6	6	101	87
Perfluorodecanesulfonic acid	µg/L	0.02	Org-029	<0.02	1	<0.02	<0.02	0	104	98
Perfluorobutanoic acid	µg/L	0.02	Org-029	<0.02	1	0.09	0.09	0	104	100
Perfluoropentanoic acid	µg/L	0.02	Org-029	<0.02	1	0.1	0.1	0	105	103
Perfluorohexanoic acid	µg/L	0.01	Org-029	<0.01	1	0.61	0.64	5	108	74
Perfluoroheptanoic acid	µg/L	0.01	Org-029	<0.01	1	0.09	0.10	11	100	92
Perfluorooctanoic acid PFOA	µg/L	0.01	Org-029	<0.01	1	0.23	0.26	12	101	90
Perfluorononanoic acid	µg/L	0.01	Org-029	<0.01	1	<0.01	<0.01	0	112	109
Perfluorodecanoic acid	µg/L	0.02	Org-029	<0.02	1	<0.02	<0.02	0	111	98
Perfluoroundecanoic acid	µg/L	0.02	Org-029	<0.02	1	<0.02	<0.02	0	96	95
Perfluorododecanoic acid	µg/L	0.05	Org-029	<0.05	1	<0.05	<0.05	0	98	94
Perfluorotridecanoic acid	µg/L	0.1	Org-029	<0.1	1	<0.1	<0.1	0	105	91
Perfluorotetradecanoic acid	µg/L	0.5	Org-029	<0.5	1	<0.5	<0.5	0	96	83
4:2 FTS	µg/L	0.01	Org-029	<0.01	1	<0.01	<0.01	0	103	99
6:2 FTS	µg/L	0.01	Org-029	<0.01	1	<0.01	<0.01	0	107	100
8:2 FTS	µg/L	0.02	Org-029	<0.02	1	<0.02	<0.02	0	111	108
10:2 FTS	µg/L	0.02	Org-029	<0.02	1	<0.02	<0.02	0	108	102
Perfluorooctane sulfonamide	µg/L	0.1	Org-029	<0.1	1	<0.1	<0.1	0	103	96
N-Methyl perfluorooctane sulfonamide	µg/L	0.05	Org-029	<0.05	1	<0.05	<0.05	0	103	97
N-Ethyl perfluorooctanesulfon amide	µg/L	0.1	Org-029	<0.1	1	<0.1	<0.1	0	101	94
N-Me perfluorooctanesulfonamid oethanol	µg/L	0.05	Org-029	<0.05	1	<0.05	<0.05	0	104	94
N-Et perfluorooctanesulfonamid oethanol	µg/L	0.5	Org-029	<0.5	1	<0.5	<0.5	0	114	104
MePerfluorooctanesulf- amid oacetic acid	µg/L	0.02	Org-029	<0.02	1	<0.02	<0.02	0	98	97
EtPerfluorooctanesulf- amid oacetic acid	µg/L	0.02	Org-029	<0.02	1	<0.02	<0.02	0	93	98
Surrogate $^{13}C_8$ *PFOS*	%		Org-029	93	1	101	100	1	99	100
Surrogate $^{13}C_2$ *PFOA*	%		Org-029	108	1	102	106	4	105	105

QUALITY CONTROL: PFAS in Waters Extended						Duplicate			Spike Recovery %	
Test Description	Units	PQL	Method	Blank	#	Base	Dup.	RPD	LCS-W1	352592-2
Extracted ISTD $^{13}C_3$ *PFBS*	%		Org-029	96	1	104	103	1	93	100
Extracted ISTD $^{18}O_2$ *PFHxS*	%		Org-029	103	1	99	101	2	100	93
Extracted ISTD $^{13}C_4$ *PFOS*	%		Org-029	103	1	102	103	1	100	100
Extracted ISTD $^{13}C_4$ *PFBA*	%		Org-029	126	1	122	122	0	118	113
Extracted ISTD $^{13}C_3$ *PFPeA*	%		Org-029	113	1	120	119	1	109	109
Extracted ISTD $^{13}C_2$ *PFHxA*	%		Org-029	113	1	114	116	2	101	109
Extracted ISTD $^{13}C_4$ *PFHpA*	%		Org-029	109	1	109	103	6	103	97
Extracted ISTD $^{13}C_4$ *PFOA*	%		Org-029	118	1	124	120	3	114	118
Extracted ISTD $^{13}C_5$ *PFNA*	%		Org-029	131	1	124	130	5	121	124
Extracted ISTD $^{13}C_2$ *PFDA*	%		Org-029	134	1	140	136	3	123	141
Extracted ISTD $^{13}C_2$ *PFUnDA*	%		Org-029	130	1	129	130	1	130	134
Extracted ISTD $^{13}C_2$ *PFDoDA*	%		Org-029	122	1	136	130	5	119	126
Extracted ISTD $^{13}C_2$ *PFTeDA*	%		Org-029	97	1	105	101	4	88	92
Extracted ISTD $^{13}C_2$ *4:2FTS*	%		Org-029	170	1	178	188	5	158	177
Extracted ISTD $^{13}C_2$ *6:2FTS*	%		Org-029	171	1	167	182	9	155	178
Extracted ISTD $^{13}C_2$ *8:2FTS*	%		Org-029	199	1	165	192	15	182	193
Extracted ISTD $^{13}C_8$ *FOSA*	%		Org-029	107	1	111	109	2	104	104
Extracted ISTD d_3 *N MeFOSA*	%		Org-029	103	1	104	100	4	100	99
Extracted ISTD d_5 *N EtFOSA*	%		Org-029	101	1	101	103	2	99	97
Extracted ISTD d_7 *N MeFOSE*	%		Org-029	123	1	124	122	2	121	121

QUALITY CONTROL: PFAS in Waters Extended						Duplicate			Spike Recovery %	
Test Description	Units	PQL	Method	Blank	#	Base	Dup.	RPD	LCS-W1	352592-2
Extracted ISTD d_9 *N EtFOSE*	%		Org-029	110	1	111	106	5	102	103
Extracted ISTD d_3 *N MeFOSAA*	%		Org-029	138	1	133	142	7	138	135
Extracted ISTD d_5 *N EtFOSAA*	%		Org-029	128	1	135	135	0	142	131

QUALITY CONTROL: PFAS in Soils Extended						Duplicate			Spike Recovery %	
Test Description	Units	PQL	Method	Blank	#	Base	Dup.	RPD	LCS-1	[NT]
Date prepared	-			31/05/2024	[NT]	[NT]	[NT]	[NT]	31/05/2024	[NT]
Date analysed	-			31/05/2024	[NT]	[NT]	[NT]	[NT]	31/05/2024	[NT]
Perfluorobutanesulfonic acid	µg/kg	0.1	Org-029	<0.1	[NT]	[NT]	[NT]	[NT]	104	[NT]
Perfluoropentanesulfonic acid	µg/kg	0.1	Org-029	<0.1	[NT]	[NT]	[NT]	[NT]	104	[NT]
Perfluorohexanesulfonic acid - PFHxS	µg/kg	0.1	Org-029	<0.1	[NT]	[NT]	[NT]	[NT]	102	[NT]
Perfluoroheptanesulfonic acid	µg/kg	0.1	Org-029	<0.1	[NT]	[NT]	[NT]	[NT]	102	[NT]
Perfluorooctanesulfonic acid PFOS	µg/kg	0.1	Org-029	<0.1	[NT]	[NT]	[NT]	[NT]	99	[NT]
Perfluorodecanesulfonic acid	µg/kg	0.2	Org-029	<0.2	[NT]	[NT]	[NT]	[NT]	96	[NT]
Perfluorobutanoic acid	µg/kg	0.2	Org-029	<0.2	[NT]	[NT]	[NT]	[NT]	99	[NT]
Perfluoropentanoic acid	µg/kg	0.2	Org-029	<0.2	[NT]	[NT]	[NT]	[NT]	103	[NT]
Perfluorohexanoic acid	µg/kg	0.1	Org-029	<0.1	[NT]	[NT]	[NT]	[NT]	103	[NT]
Perfluoroheptanoic acid	µg/kg	0.1	Org-029	<0.1	[NT]	[NT]	[NT]	[NT]	97	[NT]
Perfluorooctanoic acid PFOA	µg/kg	0.1	Org-029	<0.1	[NT]	[NT]	[NT]	[NT]	97	[NT]
Perfluorononanoic acid	µg/kg	0.1	Org-029	<0.1	[NT]	[NT]	[NT]	[NT]	99	[NT]
Perfluorodecanoic acid	µg/kg	0.5	Org-029	<0.5	[NT]	[NT]	[NT]	[NT]	105	[NT]
Perfluoroundecanoic acid	µg/kg	0.5	Org-029	<0.5	[NT]	[NT]	[NT]	[NT]	104	[NT]
Perfluorododecanoic acid	µg/kg	0.5	Org-029	<0.5	[NT]	[NT]	[NT]	[NT]	110	[NT]
Perfluorotridecanoic acid	µg/kg	0.5	Org-029	<0.5	[NT]	[NT]	[NT]	[NT]	114	[NT]
Perfluorotetradecanoic acid	µg/kg	5	Org-029	<5	[NT]	[NT]	[NT]	[NT]	105	[NT]
4:2 FTS	µg/kg	0.1	Org-029	<0.1	[NT]	[NT]	[NT]	[NT]	95	[NT]
6:2 FTS	µg/kg	0.1	Org-029	<0.1	[NT]	[NT]	[NT]	[NT]	105	[NT]
8:2 FTS	µg/kg	0.2	Org-029	<0.2	[NT]	[NT]	[NT]	[NT]	86	[NT]
10:2 FTS	µg/kg	0.2	Org-029	<0.2	[NT]	[NT]	[NT]	[NT]	98	[NT]
Perfluorooctane sulfonamide	µg/kg	1	Org-029	<1	[NT]	[NT]	[NT]	[NT]	102	[NT]
N-Methyl perfluorooctane sulfonamide	µg/kg	1	Org-029	<1	[NT]	[NT]	[NT]	[NT]	109	[NT]
N-Ethyl perfluorooctanesulfon amide	µg/kg	1	Org-029	<1	[NT]	[NT]	[NT]	[NT]	101	[NT]
N-Me perfluorooctanesulfonamid oethanol	µg/kg	1	Org-029	<1	[NT]	[NT]	[NT]	[NT]	112	[NT]
N-Et perfluorooctanesulfonamid oethanol	µg/kg	5	Org-029	<5	[NT]	[NT]	[NT]	[NT]	101	[NT]
MePerfluorooctanesulf- amid oacetic acid	µg/kg	0.2	Org-029	<0.2	[NT]	[NT]	[NT]	[NT]	108	[NT]
EtPerfluorooctanesulf amid oacetic acid	µg/kg	0.2	Org-029	<0.2	[NT]	[NT]	[NT]	[NT]	98	[NT]
Surrogate $^{13}C_8$ *PFOS*	%		Org-029	101	[NT]	[NT]	[NT]	[NT]	98	[NT]
Surrogate $^{13}C_2$ *PFOA*	%		Org-029	96	[NT]	[NT]	[NT]	[NT]	96	[NT]

QUALITY CONTROL: PFAS in Soils Extended						Duplicate			Spike Recovery %	
Test Description	Units	PQL	Method	Blank	#	Base	Dup.	RPD	LCS-1	[NT]
Extracted ISTD $^{13}C_3$ *PFBS*	%		Org-029	106	[NT]	[NT]	[NT]	[NT]	103	[NT]
Extracted ISTD $^{18}O_2$ *PFHxS*	%		Org-029	97	[NT]	[NT]	[NT]	[NT]	101	[NT]
Extracted ISTD $^{13}C_4$ *PFOS*	%		Org-029	100	[NT]	[NT]	[NT]	[NT]	103	[NT]
Extracted ISTD $^{13}C_4$ *PFBA*	%		Org-029	105	[NT]	[NT]	[NT]	[NT]	102	[NT]
Extracted ISTD $^{13}C_3$ *PFPeA*	%		Org-029	105	[NT]	[NT]	[NT]	[NT]	101	[NT]
Extracted ISTD $^{13}C_2$ *PFHxA*	%		Org-029	105	[NT]	[NT]	[NT]	[NT]	99	[NT]
Extracted ISTD $^{13}C_4$ *PFHpA*	%		Org-029	108	[NT]	[NT]	[NT]	[NT]	103	[NT]
Extracted ISTD $^{13}C_4$ *PFOA*	%		Org-029	109	[NT]	[NT]	[NT]	[NT]	104	[NT]
Extracted ISTD $^{13}C_5$ *PFNA*	%		Org-029	106	[NT]	[NT]	[NT]	[NT]	101	[NT]
Extracted ISTD $^{13}C_2$ *PFDA*	%		Org-029	106	[NT]	[NT]	[NT]	[NT]	98	[NT]
Extracted ISTD $^{13}C_2$ *PFUnDA*	%		Org-029	115	[NT]	[NT]	[NT]	[NT]	110	[NT]
Extracted ISTD $^{13}C_2$ *PFDoDA*	%		Org-029	115	[NT]	[NT]	[NT]	[NT]	105	[NT]
Extracted ISTD $^{13}C_2$ *PFTeDA*	%		Org-029	134	[NT]	[NT]	[NT]	[NT]	125	[NT]
Extracted ISTD $^{13}C_2$ *4:2FTS*	%		Org-029	106	[NT]	[NT]	[NT]	[NT]	113	[NT]
Extracted ISTD $^{13}C_2$ *6:2FTS*	%		Org-029	123	[NT]	[NT]	[NT]	[NT]	114	[NT]
Extracted ISTD $^{13}C_2$ *8:2FTS*	%		Org-029	126	[NT]	[NT]	[NT]	[NT]	122	[NT]
Extracted ISTD $^{13}C_8$ *FOSA*	%		Org-029	116	[NT]	[NT]	[NT]	[NT]	113	[NT]
Extracted ISTD d_3 *N MeFOSA*	%		Org-029	107	[NT]	[NT]	[NT]	[NT]	101	[NT]
Extracted ISTD d_5 *N EtFOSA*	%		Org-029	111	[NT]	[NT]	[NT]	[NT]	112	[NT]
Extracted ISTD d_7 *N MeFOSE*	%		Org-029	113	[NT]	[NT]	[NT]	[NT]	103	[NT]

QUALITY CONTROL: PFAS in Soils Extended						Duplicate			Spike Recovery %	
Test Description	Units	PQL	Method	Blank	#	Base	Dup.	RPD	LCS-1	[NT]
Extracted ISTD d_9 *N EtFOSE*	%		Org-029	112	[NT]	[NT]	[NT]	[NT]	112	[NT]
Extracted ISTD d_3 *N MeFOSAA*	%		Org-029	112	[NT]	[NT]	[NT]	[NT]	99	[NT]
Extracted ISTD d_5 *N EtFOSAA*	%		Org-029	107	[NT]	[NT]	[NT]	[NT]	103	[NT]

Result Definitions

NT	Not tested
NA	Test not required
INS	Insufficient sample for this test
PQL	Practical Quantitation Limit
<	Less than
>	Greater than
RPD	Relative Percent Difference
LCS	Laboratory Control Sample
NS	Not specified
NEPM	National Environmental Protection Measure
NR	Not Reported

Quality Control Definitions

Blank	This is the component of the analytical signal which is not derived from the sample but from reagents, glassware etc, can be determined by processing solvents and reagents in exactly the same manner as for samples.
Duplicate	This is the complete duplicate analysis of a sample from the process batch. If possible, the sample selected should be one where the analyte concentration is easily measurable.
Matrix Spike	A portion of the sample is spiked with a known concentration of target analyte. The purpose of the matrix spike is to monitor the performance of the analytical method used and to determine whether matrix interferences exist.
LCS (Laboratory Control Sample)	This comprises either a standard reference material or a control matrix (such as a blank sand or water) fortified with analytes representative of the analyte class. It is simply a check sample.
Surrogate Spike	Surrogates are known additions to each sample, blank, matrix spike and LCS in a batch, of compounds which are similar to the analyte of interest, however are not expected to be found in real samples.

Australian Drinking Water Guidelines recommend that Thermotolerant Coliform, Faecal Enterococci, & E.Coli levels are less than 1cfu/100mL. The recommended maximums are taken from "Australian Drinking Water Guidelines", published by NHMRC & ARMC 2011.

The recommended maximums for analytes in urine are taken from “2018 TLVs and BEIs”, as published by ACGIH (where available). Limit provided for Nickel is a precautionary guideline as per Position Paper prepared by AIOH Exposure Standards Committee, 2016.

Guideline limits for Rinse Water Quality reported as per analytical requirements and specifications of AS 4187, Amdt 2 2019, Table 7.2

Laboratory Acceptance Criteria

Duplicate sample and matrix spike recoveries may not be reported on smaller jobs, however, were analysed at a frequency to meet or exceed NEPM requirements. All samples are tested in batches of 20. The duplicate sample RPD and matrix spike recoveries for the batch were within the laboratory acceptance criteria.

Filters, swabs, wipes, tubes and badges will not have duplicate data as the whole sample is generally extracted during sample extraction.

Spikes for Physical and Aggregate Tests are not applicable.

For VOCs in water samples, three vials are required for duplicate or spike analysis.

Duplicates: >10xPQL - RPD acceptance criteria will vary depending on the analytes and the analytical techniques but is typically in the range 20%-50% – see ELN-P05 QA/QC tables for details; <10xPQL - RPD are higher as the results approach PQL and the estimated measurement uncertainty will statistically increase.

Matrix Spikes, LCS and Surrogate recoveries: Generally 70-130% for inorganics/metals (not SPOCAS); 60-140% for organics/SPOCAS (+/-50% surrogates) and 10-140% for labile SVOCs (including labile surrogates), ultra trace organics and speciated phenols is acceptable.

In circumstances where no duplicate and/or sample spike has been reported at 1 in 10 and/or 1 in 20 samples respectively, the sample volume submitted was insufficient in order to satisfy laboratory QA/QC protocols.

When samples are received where certain analytes are outside of recommended technical holding times (THTs), the analysis has proceeded. Where analytes are on the verge of breaching THTs, every effort will be made to analyse within the THT or as soon as practicable.

Where sampling dates are not provided, Envirolab are not in a position to comment on the validity of the analysis where recommended technical holding times may have been breached.

Where matrix spike recoveries fall below the lower limit of the acceptance criteria (e.g. for non-labile or standard Organics <60%), positive result(s) in the parent sample will subsequently have a higher than typical estimated uncertainty (MU estimates supplied on request) and in these circumstances the sample result is likely biased significantly low.

Measurement Uncertainty estimates are available for most tests upon request.

Analysis of aqueous samples typically involves the extraction/digestion and/or analysis of the liquid phase only (i.e. NOT any settled sediment phase but inclusive of suspended particles if present), unless stipulated on the Envirolab COC and/or by correspondence. Notable exceptions include certain Physical Tests (pH/EC/BOD/COD/Apparent Colour etc.), Solids testing, total recoverable metals and PFAS where solids are included by default.

Samples for Microbiological analysis (not Amoeba forms) received outside of the 2-8°C temperature range do not meet the ideal cooling conditions as stated in AS2031-2012.

Report Comments

For PFAS Extracted Internal Standards denoted with # or outside the 50-150% acceptance range, the respective target analyte results may be unaffected, in other circumstances the PQL has been raised to accommodate the outlier(s).

The PQL has been raised due to the high moisture content in sample 352592-5, resulting in a high dilution factor.

Envirolab Services Pty Ltd
ABN 37 112 535 645
12 Ashley St Chatswood NSW 2067
[redacted]

SAMPLE RECEIPT ADVICE

Client Details

Client	AECOM Australia Pty Ltd (Sydney)
Attention	[redacted]

Sample Login Details

Your reference	NSW_0902_PFASOMP_24
Envirolab Reference	352592
Date Sample Received	29/05/2024
Date Instructions Received	29/05/2024
Date Results Expected to be Reported	05/06/2024

Sample Condition

Samples received in appropriate condition for analysis	No
No. of Samples Provided	9 Water, 3 Soil
Turnaround Time Requested	Standard
Temperature on Receipt (°C)	6.5
Cooling Method	Ice
Sampling Date Provided	YES

Comments

Please contact the laboratory within 24 hours if you wish to cancel the aformentioned testing. Otherwise testing will proceed as per the COC and hence invoiced accordingly.

Please direct any queries to:

[redacted]	[redacted]
Phone: [redacted]	**Phone:** [redacted]
Fax: [redacted]	**Fax:** [redacted]
Email: [redacted]	**Email:** [redacted]

Analysis Underway, details on the following page:

Envirolab Services Pty Ltd
ABN 37 112 535 645
12 Ashley St Chatswood NSW 2067
[redacted]

Sample ID	AECOM checks	AECOM checks	AECOM checks	AECOM checks	PFAS in Waters Extended	PFAS in Soils Extended
0902_QC200_2405	✓	✓	✓	✓	✓	
0902_QC201_2405	✓	✓	✓	✓	✓	
0902_QC202_2405	✓	✓	✓	✓	✓	
0902_QC203_2405	✓	✓	✓	✓	✓	
0902_QC204_2405	✓	✓	✓	✓		✓
0902_QC205_2405	✓	✓	✓	✓	✓	
0902_QC206_2405	✓	✓	✓	✓		✓
0902_QC207_2405	✓	✓	✓	✓	✓	
0902_QC208_2405	✓	✓	✓	✓	✓	
0902_QC209_2405	✓	✓	✓	✓	✓	
0902_QC210_2405	✓	✓	✓	✓		✓
0902_QC211_2405	✓	✓	✓	✓	✓	

The '✓' indicates the testing you have requested. **THIS IS NOT A REPORT OF THE RESULTS.**

Additional Info

Sample storage - Waters are routinely disposed of approximately 1 month and soils approximately 2 months from receipt.
Requests for longer term sample storage must be received in writing.
Please contact the laboratory immediately if observed settled sediment present in water samples is to be included in the extraction and/or analysis (exceptions include certain Physical Tests (pH/EC/BOD/COD/Apparent Colour etc.), Solids testing, Total Recoverable metals and PFAS analysis where solids are included by default.
TAT for Micro is dependent on incubation. This varies from 3 to 6 days.

CHAIN OF CUSTODY FORM

[Copyright and Confidential]

ENVIROLAB GROUP
National phone number [redacted]

[redacted]

Company:	AECOM	Client Project Name/Number/Site etc (ie report title):	NSW_0902_PFASOMP_24
Contact Person:	[redacted]		
Project Mgr:	[redacted]	PO No. (if applicable):	60612562_5.1
Sampler:	[redacted]	Envirolab Quote No. :	
Address:	Level 6, 420 George St, Sydney, NSW, 2000	Date results required: Or choose: ☑ Standard ☐ Same Day ☐ 1 day ☐ 2 day ☐ 3 day	
Phone:	Mob: [redacted]	*Note: Inform lab in advance if urgent turnaround is required - surcharges apply*	
Email Results to:	[redacted]	Additional report format:	✓Esdat ☐ Equis
Email Invoice to:	[redacted]	Lab Comments:	

Sample information					Tests Required																	Comments
Envirolab Sample ID (Lab use only)	Client Sample ID or Information	Depth	Date Sampled	Type of Sample	PFAS Extended Suite - Routine Level																	Provide as much information about the sample as you can
1	0902_QC200_2405	-	20 /05/2024	Water	X																	
2	0902_QC201_2405	-	20 /05/2024	Water	X																	
3	0902_QC202_2405	-	20 /05/2024	Water	X																	
4	0902_QC203_2405	-	22 /05/2024	Water	X																	
5	0902_QC204_2405	-	22 /05/2024	Soil	X																	
6	0902_QC205_2405	-	23 /05/2024	Water	X																	
7	0902_QC206_2405	-	23 /05/2024	Soil	X																	
8	0902_QC207_2405	-	24 /05/2024	Water	X																	
9	0902_QC208_2405	-	24 /05/2024	Water	X																	
10	0902_QC209_2405	-	28 /05/2024	Water	X																	
11	0902_QC210_2405	-	28 /05/2024	Soil	X																	
12	0902_QC211_2405	-	28 /05/2024	Water	X																	
	~~0902_QC212_2405~~		~~/05/2024~~		~~X~~																	

☐ *Please tick the box if observed settled sediment present in water samples is to be included in the extraction and/or analysis*

Relinquished by (Company): AECOM	Received by (Company): ELS SYD	*Lab Use Only*	
Print Name:	Print Name: [redacted]	Job number: 352592	Cooling: Ice / Ice pack / None
Date & Time:	Date & Time: 29/5/24. 1500	Temperature: 6.5	Security seal: Intact / Broken / None
Signature:	Signature: [redacted]	TAT Req - SAME day / 1 / 2 / 3 / 4 / STD	

Please send ESdat files to DERP.labreports@esdat.com.au and ensure that the files use the PROJECT NAME

Envirolab Services Pty Ltd
ABN 37 112 535 645
12 Ashley St Chatswood NSW 2067
[redacted]

CERTIFICATE OF ANALYSIS 354010

Client Details

Client	AECOM Australia Pty Ltd (Sydney)
Attention	[redacted]
Address	PO Box Q410, QVB Post Office, Sydney, NSW, 1230

Sample Details

Your Reference	**NSW_0902_PFASOMP_24**
Number of Samples	4 Water
Date samples received	17/06/2024
Date completed instructions received	17/06/2024

Analysis Details

Please refer to the following pages for results, methodology summary and quality control data.

Samples were analysed as received from the client. Results relate specifically to the samples as received.

Results are reported on a dry weight basis for solids and on an as received basis for other matrices.

Please refer to the last page of this report for any comments relating to the results.

Report Details

Date results requested by	24/06/2024
Date of Issue	25/06/2024
Reissue Details	This report replaces R00 created on 24/06/2024 due to: Sample ID Amended (Client Request)

NATA Accreditation Number 2901. This document shall not be reproduced except in full.

Accredited for compliance with ISO/IEC 17025 - Testing. **Tests not covered by NATA are denoted with ***

Results Approved By
[redacted], Chemist (FAS)
[redacted] Asbestos Approved Identifier/Report coordinator

Authorised By
[redacted], Laboratory Manager

PFAS in Waters Extended					
Our Reference		354010-1	354010-2	354010-3	354010-4
Your Reference	UNITS	0902_QC212_240613	0902_QC213_240613	0902_QC214_240613	0902_QC215_240614
Date Sampled		13/06/2024	13/06/2024	13/06/2024	14/06/2024
Type of sample		Water	Water	Water	Water
Date prepared	-	18/06/2024	18/06/2024	18/06/2024	18/06/2024
Date analysed	-	18/06/2024	18/06/2024	18/06/2024	18/06/2024
Perfluorobutanesulfonic acid	µg/L	<0.01	<0.01	<0.01	2.1
Perfluoropentanesulfonic acid	µg/L	<0.01	<0.01	<0.01	1.9
Perfluorohexanesulfonic acid - PFHxS	µg/L	<0.01	<0.01	<0.01	5.9
Perfluoroheptanesulfonic acid	µg/L	<0.01	<0.01	<0.01	0.06
Perfluorooctanesulfonic acid PFOS	µg/L	<0.01	<0.01	<0.01	0.28
Perfluorodecanesulfonic acid	µg/L	<0.02	<0.02	<0.02	<0.02
Perfluorobutanoic acid	µg/L	<0.02	<0.02	<0.02	0.50
Perfluoropentanoic acid	µg/L	<0.02	<0.02	<0.02	0.60
Perfluorohexanoic acid	µg/L	<0.01	<0.01	<0.01	2.8
Perfluoroheptanoic acid	µg/L	<0.01	<0.01	<0.01	0.59
Perfluorooctanoic acid PFOA	µg/L	<0.01	<0.01	<0.01	0.42
Perfluorononanoic acid	µg/L	<0.01	<0.01	<0.01	<0.01
Perfluorodecanoic acid	µg/L	<0.02	<0.02	<0.02	<0.02
Perfluoroundecanoic acid	µg/L	<0.02	<0.02	<0.02	<0.02
Perfluorododecanoic acid	µg/L	<0.05	<0.05	<0.05	<0.05
Perfluorotridecanoic acid	µg/L	<0.1	<0.1	<0.1	<0.1
Perfluorotetradecanoic acid	µg/L	<0.5	<0.5	<0.5	<0.5
4:2 FTS	µg/L	<0.01	<0.01	<0.01	<0.01
6:2 FTS	µg/L	<0.01	<0.01	<0.01	<0.01
8:2 FTS	µg/L	<0.02	<0.02	<0.02	<0.02
10:2 FTS	µg/L	<0.02	<0.02	<0.02	<0.02
Perfluorooctane sulfonamide	µg/L	<0.1	<0.1	<0.1	<0.1
N-Methyl perfluorooctane sulfonamide	µg/L	<0.05	<0.05	<0.05	<0.05
N-Ethyl perfluorooctanesulfon amide	µg/L	<0.1	<0.1	<0.1	<0.1
N-Me perfluorooctanesulfonamid oethanol	µg/L	<0.05	<0.05	<0.05	<0.05
N-Et perfluorooctanesulfonamid oethanol	µg/L	<0.5	<0.5	<0.5	<0.5
MePerfluorooctanesulf- amid oacetic acid	µg/L	<0.02	<0.02	<0.02	<0.02
EtPerfluorooctanesulf- amid oacetic acid	µg/L	<0.02	<0.02	<0.02	<0.02
Surrogate $^{13}C_8$ *PFOS*	%	103	100	101	105
Surrogate $^{13}C_2$ *PFOA*	%	106	110	106	105
Extracted ISTD $^{13}C_3$ *PFBS*	%	94	94	95	98
Extracted ISTD $^{18}O_2$ *PFHxS*	%	94	92	99	91
Extracted ISTD $^{13}C_4$ *PFOS*	%	93	96	94	91

PFAS in Waters Extended					
Our Reference		354010-1	354010-2	354010-3	354010-4
Your Reference	UNITS	0902_QC212_240613	0902_QC213_240613	0902_QC214_240613	0902_QC215_240614
Date Sampled		13/06/2024	13/06/2024	13/06/2024	14/06/2024
Type of sample		Water	Water	Water	Water
Extracted ISTD $^{13}C_4$ *PFBA*	%	92	88	86	83
Extracted ISTD $^{13}C_3$ *PFPeA*	%	94	89	93	93
Extracted ISTD $^{13}C_2$ *PFHxA*	%	103	103	104	99
Extracted ISTD $^{13}C_4$ *PFHpA*	%	97	99	101	93
Extracted ISTD $^{13}C_4$ *PFOA*	%	99	97	99	102
Extracted ISTD $^{13}C_5$ *PFNA*	%	112	105	111	108
Extracted ISTD $^{13}C_2$ *PFDA*	%	113	109	105	119
Extracted ISTD $^{13}C_2$ *PFUnDA*	%	133	136	135	136
Extracted ISTD $^{13}C_2$ *PFDoDA*	%	118	104	120	120
Extracted ISTD $^{13}C_2$ *PFTeDA*	%	104	114	117	109
Extracted ISTD $^{13}C_2$ *4:2FTS*	%	98	90	94	78
Extracted ISTD $^{13}C_2$ *6:2FTS*	%	108	101	103	103
Extracted ISTD $^{13}C_2$ *8:2FTS*	%	134	120	118	132
Extracted ISTD $^{13}C_8$ *FOSA*	%	109	107	107	106
Extracted ISTD d_3 *N MeFOSA*	%	85	89	88	87
Extracted ISTD d_5 *N EtFOSA*	%	79	84	82	83
Extracted ISTD d_7 *N MeFOSE*	%	89	85	93	93
Extracted ISTD d_9 *N EtFOSE*	%	90	90	93	90
Extracted ISTD d_3 *N MeFOSAA*	%	110	111	106	103
Extracted ISTD d_5 *N EtFOSAA*	%	99	104	96	109
Total Positive PFHxS & PFOS	µg/L	<0.01	<0.01	<0.01	6.2
Total Positive PFOA & PFOS	µg/L	<0.01	<0.01	<0.01	0.70
Total Positive PFAS	µg/L	<0.01	<0.01	<0.01	15

Method ID	Methodology Summary
Org-029	Soil samples are extracted with basified Methanol. Waters and soil extracts are directly injected and/or concentrated/extracted using SPE. TCLPs/ASLP leachates are centrifuged, the supernatant is then analysed (including amendment with solvent) - as per the option in AS4439.3. Analysis is undertaken with LC-MS/MS. PFAS results include the sum of branched and linear isomers where applicable. Please note that PFAS results are corrected for Extracted Internal Standards (QSM 5.4 Table B-15 terminology), which are mass labelled analytes added prior to sample preparation to assess matrix effects and verify processing of the sample. PFAS analytes without a commercially available mass labelled analogue are corrected vs a closely eluting mass labelled PFAS compound. Surrogates are also reported, in this context they are mass labelled PFAS compounds added prior to extraction but are used as monitoring compounds only (not used for result correction). Envicarb (or similar) is used discretionally to remove interfering matrix components. Please contact the laboratory if estimates of Measurement Uncertainty are required as per WA DER.

QUALITY CONTROL: PFAS in Waters Extended						Duplicate			Spike Recovery %	
Test Description	Units	PQL	Method	Blank	#	Base	Dup.	RPD	LCS-W1	354010-2
Date prepared	-			18/06/2024	1	18/06/2024	18/06/2024		18/06/2024	18/06/2024
Date analysed	-			18/06/2024	1	18/06/2024	18/06/2024		18/06/2024	18/06/2024
Perfluorobutanesulfonic acid	µg/L	0.01	Org-029	<0.01	1	<0.01	<0.01	0	110	98
Perfluoropentanesulfonic acid	µg/L	0.01	Org-029	<0.01	1	<0.01	<0.01	0	113	98
Perfluorohexanesulfonic acid - PFHxS	µg/L	0.01	Org-029	<0.01	1	<0.01	<0.01	0	116	111
Perfluoroheptanesulfonic acid	µg/L	0.01	Org-029	<0.01	1	<0.01	<0.01	0	114	100
Perfluorooctanesulfonic acid PFOS	µg/L	0.01	Org-029	<0.01	1	<0.01	<0.01	0	110	106
Perfluorodecanesulfonic acid	µg/L	0.02	Org-029	<0.02	1	<0.02	<0.02	0	94	103
Perfluorobutanoic acid	µg/L	0.02	Org-029	<0.02	1	<0.02	<0.02	0	110	106
Perfluoropentanoic acid	µg/L	0.02	Org-029	<0.02	1	<0.02	<0.02	0	109	105
Perfluorohexanoic acid	µg/L	0.01	Org-029	<0.01	1	<0.01	<0.01	0	113	109
Perfluoroheptanoic acid	µg/L	0.01	Org-029	<0.01	1	<0.01	<0.01	0	108	105
Perfluorooctanoic acid PFOA	µg/L	0.01	Org-029	<0.01	1	<0.01	<0.01	0	112	100
Perfluorononanoic acid	µg/L	0.01	Org-029	<0.01	1	<0.01	<0.01	0	106	105
Perfluorodecanoic acid	µg/L	0.02	Org-029	<0.02	1	<0.02	<0.02	0	112	100
Perfluoroundecanoic acid	µg/L	0.02	Org-029	<0.02	1	<0.02	<0.02	0	115	101
Perfluorododecanoic acid	µg/L	0.05	Org-029	<0.05	1	<0.05	<0.05	0	114	102
Perfluorotridecanoic acid	µg/L	0.1	Org-029	<0.1	1	<0.1	<0.1	0	102	99
Perfluorotetradecanoic acid	µg/L	0.5	Org-029	<0.5	1	<0.5	<0.5	0	110	104
4:2 FTS	µg/L	0.01	Org-029	<0.01	1	<0.01	<0.01	0	119	114
6:2 FTS	µg/L	0.01	Org-029	<0.01	1	<0.01	<0.01	0	119	112
8:2 FTS	µg/L	0.02	Org-029	<0.02	1	<0.02	<0.02	0	118	103
10:2 FTS	µg/L	0.02	Org-029	<0.02	1	<0.02	<0.02	0	123	108
Perfluorooctane sulfonamide	µg/L	0.1	Org-029	<0.1	1	<0.1	<0.1	0	115	105
N-Methyl perfluorooctane sulfonamide	µg/L	0.05	Org-029	<0.05	1	<0.05	<0.05	0	120	102
N-Ethyl perfluorooctanesulfon amide	µg/L	0.1	Org-029	<0.1	1	<0.1	<0.1	0	108	103
N-Me perfluorooctanesulfonamid oethanol	µg/L	0.05	Org-029	<0.05	1	<0.05	<0.05	0	120	107
N-Et perfluorooctanesulfonamid oethanol	µg/L	0.5	Org-029	<0.5	1	<0.5	<0.5	0	117	102
MePerfluorooctanesulf- amid oacetic acid	µg/L	0.02	Org-029	<0.02	1	<0.02	<0.02	0	117	107
EtPerfluorooctanesulf- amid oacetic acid	µg/L	0.02	Org-029	<0.02	1	<0.02	<0.02	0	103	100
Surrogate $^{13}C_8$ *PFOS*	%		Org-029	100	1	103	99	4	103	99
Surrogate $^{13}C_2$ *PFOA*	%		Org-029	98	1	106	103	3	102	100

QUALITY CONTROL: PFAS in Waters Extended						Duplicate			Spike Recovery %	
Test Description	Units	PQL	Method	Blank	#	Base	Dup.	RPD	LCS-W1	354010-2
Extracted ISTD $^{13}C_3$ *PFBS*	%		Org-029	97	1	94	94	0	95	101
Extracted ISTD $^{18}O_2$ *PFHxS*	%		Org-029	96	1	94	94	0	95	97
Extracted ISTD $^{13}C_4$ *PFOS*	%		Org-029	97	1	93	99	6	97	101
Extracted ISTD $^{13}C_4$ *PFBA*	%		Org-029	102	1	92	91	1	97	95
Extracted ISTD $^{13}C_3$ *PFPeA*	%		Org-029	99	1	94	93	1	96	94
Extracted ISTD $^{13}C_2$ *PFHxA*	%		Org-029	100	1	103	105	2	94	96
Extracted ISTD $^{13}C_4$ *PFHpA*	%		Org-029	103	1	97	97	0	99	102
Extracted ISTD $^{13}C_4$ *PFOA*	%		Org-029	107	1	99	101	2	97	102
Extracted ISTD $^{13}C_5$ *PFNA*	%		Org-029	114	1	112	105	6	104	111
Extracted ISTD $^{13}C_2$ *PFDA*	%		Org-029	143	1	113	113	0	107	127
Extracted ISTD $^{13}C_2$ *PFUnDA*	%		Org-029	127	1	133	140	5	106	115
Extracted ISTD $^{13}C_2$ *PFDoDA*	%		Org-029	129	1	118	111	6	113	118
Extracted ISTD $^{13}C_2$ *PFTeDA*	%		Org-029	117	1	104	113	8	110	121
Extracted ISTD $^{13}C_2$ *4:2FTS*	%		Org-029	82	1	98	87	12	87	74
Extracted ISTD $^{13}C_2$ *6:2FTS*	%		Org-029	92	1	108	108	0	93	94
Extracted ISTD $^{13}C_2$ *8:2FTS*	%		Org-029	169	1	134	115	15	114	139
Extracted ISTD $^{13}C_8$ *FOSA*	%		Org-029	107	1	109	110	1	100	104
Extracted ISTD d_3 *N MeFOSA*	%		Org-029	102	1	85	90	6	94	99
Extracted ISTD d_5 *N EtFOSA*	%		Org-029	101	1	79	86	8	96	98
Extracted ISTD d_7 *N MeFOSE*	%		Org-029	102	1	89	93	4	94	95

QUALITY CONTROL: PFAS in Waters Extended						Duplicate			Spike Recovery %	
Test Description	Units	PQL	Method	Blank	#	Base	Dup.	RPD	LCS-W1	354010-2
Extracted ISTD d_9 *N EtFOSE*	%		Org-029	100	1	90	94	4	95	98
Extracted ISTD d_3 *N MeFOSAA*	%		Org-029	111	1	110	101	9	104	103
Extracted ISTD d_5 *N EtFOSAA*	%		Org-029	122	1	99	101	2	108	106

Result Definitions

NT	Not tested
NA	Test not required
INS	Insufficient sample for this test
PQL	Practical Quantitation Limit
<	Less than
>	Greater than
RPD	Relative Percent Difference
LCS	Laboratory Control Sample
NS	Not specified
NEPM	National Environmental Protection Measure
NR	Not Reported

Quality Control Definitions

Blank	This is the component of the analytical signal which is not derived from the sample but from reagents, glassware etc, can be determined by processing solvents and reagents in exactly the same manner as for samples.
Duplicate	This is the complete duplicate analysis of a sample from the process batch. If possible, the sample selected should be one where the analyte concentration is easily measurable.
Matrix Spike	A portion of the sample is spiked with a known concentration of target analyte. The purpose of the matrix spike is to monitor the performance of the analytical method used and to determine whether matrix interferences exist.
LCS (Laboratory Control Sample)	This comprises either a standard reference material or a control matrix (such as a blank sand or water) fortified with analytes representative of the analyte class. It is simply a check sample.
Surrogate Spike	Surrogates are known additions to each sample, blank, matrix spike and LCS in a batch, of compounds which are similar to the analyte of interest, however are not expected to be found in real samples.

Australian Drinking Water Guidelines recommend that Thermotolerant Coliform, Faecal Enterococci, & E.Coli levels are less than 1cfu/100mL. The recommended maximums are taken from "Australian Drinking Water Guidelines", published by NHMRC & ARMC 2011.

The recommended maximums for analytes in urine are taken from “2018 TLVs and BEIs”, as published by ACGIH (where available). Limit provided for Nickel is a precautionary guideline as per Position Paper prepared by AIOH Exposure Standards Committee, 2016.

Guideline limits for Rinse Water Quality reported as per analytical requirements and specifications of AS 4187, Amdt 2 2019, Table 7.2

Laboratory Acceptance Criteria

Duplicate sample and matrix spike recoveries may not be reported on smaller jobs, however, were analysed at a frequency to meet or exceed NEPM requirements. All samples are tested in batches of 20. The duplicate sample RPD and matrix spike recoveries for the batch were within the laboratory acceptance criteria.

Filters, swabs, wipes, tubes and badges will not have duplicate data as the whole sample is generally extracted during sample extraction.

Spikes for Physical and Aggregate Tests are not applicable.

For VOCs in water samples, three vials are required for duplicate or spike analysis.

Duplicates: >10xPQL - RPD acceptance criteria will vary depending on the analytes and the analytical techniques but is typically in the range 20%-50% – see ELN-P05 QA/QC tables for details; <10xPQL - RPD are higher as the results approach PQL and the estimated measurement uncertainty will statistically increase.

Matrix Spikes, LCS and Surrogate recoveries: Generally 70-130% for inorganics/metals (not SPOCAS); 60-140% for organics/SPOCAS (+/-50% surrogates) and 10-140% for labile SVOCs (including labile surrogates), ultra trace organics and speciated phenols is acceptable.

In circumstances where no duplicate and/or sample spike has been reported at 1 in 10 and/or 1 in 20 samples respectively, the sample volume submitted was insufficient in order to satisfy laboratory QA/QC protocols.

When samples are received where certain analytes are outside of recommended technical holding times (THTs), the analysis has proceeded. Where analytes are on the verge of breaching THTs, every effort will be made to analyse within the THT or as soon as practicable.

Where sampling dates are not provided, Envirolab are not in a position to comment on the validity of the analysis where recommended technical holding times may have been breached.

Where matrix spike recoveries fall below the lower limit of the acceptance criteria (e.g. for non-labile or standard Organics <60%), positive result(s) in the parent sample will subsequently have a higher than typical estimated uncertainty (MU estimates supplied on request) and in these circumstances the sample result is likely biased significantly low.

Measurement Uncertainty estimates are available for most tests upon request.

Analysis of aqueous samples typically involves the extraction/digestion and/or analysis of the liquid phase only (i.e. NOT any settled sediment phase but inclusive of suspended particles if present), unless stipulated on the Envirolab COC and/or by correspondence. Notable exceptions include certain Physical Tests (pH/EC/BOD/COD/Apparent Colour etc.), Solids testing, total recoverable metals and PFAS where solids are included by default.

Samples for Microbiological analysis (not Amoeba forms) received outside of the 2-8°C temperature range do not meet the ideal cooling conditions as stated in AS2031-2012.

Report Comments

For PFAS Extracted Internal Standards denoted with # or outside the 50-150% acceptance range, the respective target analyte results may be unaffected, in other circumstances the PQL has been raised to accommodate the outlier(s).

Envirolab Services Pty Ltd
ABN 37 112 535 645
12 Ashley St Chatswood NSW 2067
[redacted]

SAMPLE RECEIPT ADVICE

Client Details

Client	AECOM Australia Pty Ltd (Sydney)
Attention	[redacted]

Sample Login Details

Your reference	NSW_0902_PFASOMP_24
Envirolab Reference	354010
Date Sample Received	17/06/2024
Date Instructions Received	17/06/2024
Date Results Expected to be Reported	24/06/2024

Sample Condition

Samples received in appropriate condition for analysis	No
No. of Samples Provided	4 Water
Turnaround Time Requested	Standard
Temperature on Receipt (°C)	20.0
Cooling Method	Ice
Sampling Date Provided	YES

Comments

Ice in esky was melted and received at an ambient temperature.

Please contact the laboratory within 24 hours if you wish to cancel the aformentioned testing. Otherwise testing will proceed as per the COC and hence invoiced accordingly.

Please direct any queries to:

[redacted]	[redacted]
Phone: [redacted]	**Phone:** [redacted]
Fax: [redacted]	**Fax:** [redacted]
Email: [redacted]	**Email:** [redacted]

Analysis Underway, details on the following page:

Envirolab Services Pty Ltd
ABN 37 112 535 645
12 Ashley St Chatswood NSW 2067
[redacted]

Sample ID	AECOM checks	AECOM checks	AECOM checks	AECOM checks	PFAS in Waters Extended
0902_QC212	✓	✓	✓	✓	✓
0902_QC213	✓	✓	✓	✓	✓
0902_QC214	✓	✓	✓	✓	✓
0902_QC215	✓	✓	✓	✓	✓

The '✓' indicates the testing you have requested. **THIS IS NOT A REPORT OF THE RESULTS.**

Additional Info

Sample storage - Waters are routinely disposed of approximately 1 month and soils approximately 2 months from receipt.
Requests for longer term sample storage must be received in writing.
Please contact the laboratory immediately if observed settled sediment present in water samples is to be included in the extraction and/or analysis (exceptions include certain Physical Tests (pH/EC/BOD/COD/Apparent Colour etc.), Solids testing, Total Recoverable metals and PFAS analysis where solids are included by default.
TAT for Micro is dependent on incubation. This varies from 3 to 6 days.

CHAIN OF CUSTODY FORM

[Copyright and Confidential]

ENVIROLAB GROUP
National phone number [redacted]

Company:	AECOM
Contact Person:	[redacted]
Project Mgr:	[redacted]
Sampler:	[redacted]
Address:	Level 6, 420 George St, Sydney, NSW, 2000
Phone:	Mob: [redacted]
Email Results to:	[redacted]
Email Invoice to:	[redacted]

Client Project Name/Number/Site etc (ie report title): NSW_0902_PFASOMP_24

PO No. (if applicable): 60612562_5.1

Envirolab Quote No. :

Date results required:
Or choose: ☑ Standard ☐ Same Day ☐ 1 day ☐ 2 day ☐ 3 day

Note: Inform lab in advance if urgent turnaround is required - surcharges apply

Additional report format: ✓Esdat | Equis

Lab Comments:

[redacted]

Envirolab Sample ID (Lab use only)	Client Sample ID or Information	Depth	Date Sampled	Type of Sample	PFAS Extended Suite - Routine Level	Comments
1	0902_QC212		13/6/24	W	x	
2	0902_QC213		13/6/24	W	x	
3	0902_QC214		13/6/24	W	x	
4	0902_QC215		14/6/24	W	x	

Provide as much information about the sample as you can

☐ *Please tick the box if observed settled sediment present in water samples is to be included in the extraction and/or analysis*

Relinquished by (Company): AECOM	Received by (Company): ELS SYD	Lab Use Only
Print Name: [redacted]	Print Name: [redacted]	Job number: 354010 / Cooling: Ice / Ice pack / None
Date & Time: 1:00pm, 14/6/24 [redacted]	Date & Time: 17/6/24 1145	Temperature: 20.0°C / Security seal: Intact / Broken / None
Signature: [redacted]	Signature: [redacted]	TAT Req - SAME day / 1 / 2 / 3 / 4 / STD

Please send ESdat files to DERP.labreports@esdat.com.au and ensure that the files use the PROJECT NAME

B SAQP

Prepared for
Department of Defence
ABN: 68 706 814 312

DRAFT

Sampling and Analysis Quality Plan

PFAS OMP - RAAF Base Richmond

03-Nov-2023
Doc No. 20231103_OMP002_Richmond_SAQP_Rev L

aecom.com

Delivering a better world

D R A F T

Sampling and Analysis Quality Plan

PFAS OMP - RAAF Base Richmond

Client: Department of Defence

ABN: 68 706 814 312

Prepared by

AECOM Australia Pty Ltd
Gadigal Country, Level 21, 420 George Street, Sydney NSW 2000, PO Box Q410, QVB Post Office NSW 1230, Australia
T +61 2 8008 1700 www.aecom.com
ABN 20 093 846 925

03-Nov-2023

Job No.: 60612562

AECOM in Australia and New Zealand is certified to ISO9001, ISO14001 and ISO45001.

D R A F T

Quality Information

Document Sampling and Analysis Quality Plan

Ref 60612562

Date 03-Nov-2023

Prepared by Geoff Tredinnick and Bridget Mansfield

Reviewed by Sedat Tasdemir

Revision History

Rev	Revision Date	Details	Authorised	
			Name/Position	Signature
A	11-Oct-2019	Draft	Jessica Byrne	
B	25-Oct-2019	Draft	Jessica Byrne	
C	15-Nov-2019	Draft	Jessica Byrne	
D	22-Nov-2019	Draft	Jessica Byrne	
E	27-Apr-2021	Draft	Geoff Tredinnick Project Manager	
F	29-Oct-2021	Draft	Geoff Tredinnick Project Manager	
G	19-Nov-2021	Draft	Geoff Tredinnick Project Manager	
H	13-Apr-2022	Draft	Geoff Tredinnick Project Manager	
I	21-Oct-2022	Draft	Geoff Tredinnick Project Manager	
J	31-Oct-2022	Draft	Geoff Tredinnick Project Manager	
K	2-May-2023	Draft	Geoff Tredinnick Project Manager	
L	03-Nov-2023	Draft	Geoff Tredinnick Project Manager	

D R A F T

Table of Contents

1.0 Introduction 1
- 1.1 Preamble 1
- 1.2 SAQP Objectives 1
- 1.3 Scope of Works 1
- 1.4 Guidelines and Legislation 1
- 1.5 Previous Investigations 2

2.0 Site Setting 3
- 2.1 Site Description 3
  - 2.1.1 Regional Meteorology 3
  - 2.1.2 Topography and Geology 3
  - 2.1.3 Hydrogeology 4
  - 2.1.4 Vegetation 4
  - 2.1.5 Surface Water Drainage 5
  - 2.1.6 Current Surrounding Land Use 6
- 2.2 Conceptual Site Model 6

3.0 Data Quality Objectives 7
- 3.1 DQO Process 7
  - 3.1.1 Step 1 – State the Problem 7
  - 3.1.2 Step 2 – Identify the Goal of the Study 8
  - 3.1.3 Step 3 – Identify Information Inputs 8
  - 3.1.4 Step 4 – Define the Boundaries of the Study 8
  - 3.1.5 Step 5 – Develop the Analytical Approach 8
  - 3.1.6 Step 6 – Specify Performance or Acceptance Criteria 9
  - 3.1.7 Step 7 – Optimise the Design for Obtaining Data 10
- 3.2 Assessment of Data Quality 10

4.0 Sampling Location Rationale and Methodology 12
- 4.1 OMP 12
- 4.2 Proposed Schedule 12
- 4.3 Sampling Locations 12
  - 4.3.1 Groundwater Sampling Location Rationale 12
  - 4.3.2 Groundwater Sampling Locations 14
  - 4.3.3 Surface Water Sampling Locations 21
  - 4.3.4 Sediment Sampling Locations 22
- 4.4 Sample Collection and Handling 23
  - 4.4.1 Sampling Methodology 23
  - 4.4.2 Decontamination of sampling equipment 24
  - 4.4.3 Sample Handling and Transport to Laboratory 24
- 4.5 Calibration 25
- 4.6 Logistics 25
- 4.7 Analytical Suite and Laboratory Analysis Methods 25
  - 4.7.1 Laboratory NATA Accreditation Details 25
  - 4.7.2 Analytical Schedule 25
  - 4.7.3 Validation of Analytical Results 25
- 4.8 Sample Nomenclature 26
- 4.9 Defence ESdat Requirements 26
- 4.10 Adopted Screening Criteria 26
- 4.11 Waste Management 28
- 4.12 Quality Assurance/Quality Control Sampling 28
  - 4.12.1 Intra-laboratory and Inter-laboratory Duplicate Samples 28
  - 4.12.2 Rinsate Samples 28
- 4.13 Fieldwork Documentation 28
  - 4.13.1 Field Notes 28
  - 4.13.2 Sample Labels 29
  - 4.13.3 Chain of Custody Forms 29
- 4.14 Reporting 30

D R A F T

4.14.1 Sampling Event Factual Report 30
4.14.2 Ongoing Monitoring Interpretive Reports 30
5.0 Deviations from OMP 32
6.0 References 36

Appendix A
Figures A

Appendix B
Standard PFAS Analytical Suite Guidance B

D R A F T

1.0 Introduction

1.1 Preamble

AECOM Australia Pty Ltd (AECOM) has prepared this Sampling and Analysis Quality Plan (SAQP) for the per- and poly-fluoroalkyl substance (PFAS) Ongoing Monitoring Plan (OMP) at RAAF Base Richmond (the 'Site') comprising the Management Area (on-Site Management Area, off-Site Monitoring Area and Bakers Lagoon Management Area) in the NSW & JBT Region (refer to **Figure 1** in **Appendix A**).

The SAQP supports the *PFAS Ongoing Monitoring Plan – August 2019, RAAF Base Richmond* (Defence, 2019a), here-in referred to as OMP (Defence, 2019a).

The purpose of the OMP is to collect data that will enable Defence to maintain an up to date understanding of the distribution, concentration, transport (migration pathways and rates) and transformation of PFAS at the Site and surrounding off-Site monitoring areas).

The data will assist in the timely identification of risks and inform Defence's approach to the management of PFAS, including updates and revisions to the PFAS Management Area Plan (PMAP) (Defence, 2019b).

Note that the initial 3-year monitoring period was completed in June 2022, and this SAQP covers the monitoring for the two-year extension period, between July 2022 and June 2024.

1.2 SAQP Objectives

The objectives of this SAQP are to:

- define the proposed scope of works in detail
- outline the proposed sampling methodology to be adopted
- outline the proposed quality assurance and quality control (QA/QC) measures to be adopted
- define the data collection and management requirements for the project

1.3 Scope of Works

To meet the program objectives, the following scope of works are proposed as per the OMP (Defence, 2019a):

- monitor the nature and extent (spatial and temporal) of PFAS impact in groundwater, surface water and sediment pathways associated with site sources of PFAS derived from the historical use of aqueous film forming foam (AFFF)
- monitor the migration of PFAS in groundwater and surface water from the Site, utilising newly obtained and historical data
- provide confirmation of the current understanding of risk
- provide supporting data for assessment of management actions, where relevant.

1.4 Guidelines and Legislation

The SAQP has been developed with reference to the following guidelines and legislation:

- Australian and New Zealand Guidelines, 2018. Australian and New Zealand Guidelines for Fresh and Marine Water Quality.
- Department of Defence, 2018. *Contamination Management Manual – Annex L Data Management*. August 2018, Amended June 2021.
- Department of Defence, 2022. *PFAS Investigation and Management, Guidance Document E Standard PFAS Analytical Suite*. June 2022.

D R A F T

- Department of Health, 2017. *Health Based Guidance Values for PFAS for use in site investigations in Australia*. April 2017.
- FSANZ, 2017. *Supporting Document 1: Hazard assessment report – Perfluorooctane Sulfonate (PFOS), Perfluorooctanoic Acid (PFOA), Perfluorohexane Sulfonate (PFHxS).*
- Heads of EPAs Australia and New Zealand (HEPA) 2020. *PFAS National Environmental Management Plan 2.0*. January 2020.
- National Environment Protection Council (NEPC), 2013. *National Environment Protection (Assessment of Site Contamination) Measure 1999 (as amended 2013).*
- National Health and Medical Research Council (NHMRC), 2019. *Guidance on PFAS in Recreational Water.* August 2019.
- Standards Australia, 1998. AS/NZ 5667:1998 Water Quality – Sampling. Part 11: Guidance on sampling of groundwaters.

1.5 Previous Investigations

The previous investigations carried out at the Site prior to the implantation of the OMP include the Detailed Site Investigation (DSI) (AECOM, 2018a), as well as a Human Health Risk Assessment (HHRA) (AECOM, 2018b) and Ecological Risk Assessment (ERA) (AECOM, 2018c). These reports detailed the nature and extent of PFAS at the Site and its associated risks, to both human and ecological receptors from sources of PFAS contamination related to legacy use of AFFF at the Site.

The PMAP (Defence, 2019) was subsequently developed and includes the overall purpose and requirements of the OMP.

Additionally, to date, the following reports have been prepared under the OMP:

- 8 x OMP Sampling Event Factual Reports, as well as other surface water specific event reports and one groundwater monitoring well replacement letter report (AECOM 2020a, 2020b, 2021a and AECOM 2021c, 2022a to 2022e, AECOM 2023a and AECOM 2023b).
- 2 x OMP Interpretive Reports (AECOM 2021b and AECOM 2023c).

D R A F T

2.0 Site Setting

2.1 Site Description

The Site is located approximately 55 km northwest of the Sydney Central Business District (CBD). The Site is an active airbase and occupies and area of approximately 414 ha and comprises of 'landside' and 'airside' areas. The Site features include:

- airside areas consist of taxiways, aprons and the main runway
- landside areas are partly covered by hardstand and pavement consisting of concrete, asphalt roadways and low-rise buildings which include accommodation properties and facilities
- surface drains and other water bodies on the Site and off-Site.

The Site is located in a mixed residential and agricultural setting with the township of Richmond adjacent to the western boundary of the Site and predominantly turf farms to the north-east, within the Hawkesbury City Council Local Government Area.

In August 2019, Defence released the PMAP, which identifies the following key areas that define the Management Area:

- On-Site Management Area
- Off-Site Management Area
- Bakers Lagoon Management Area.

These areas are presented on **Figure 1** in **Appendix A**.

2.1.1 Regional Meteorology

The Bureau of Meteorology (BoM) Richmond RAAF weather station (number 067105) has recorded data since 1993 (temperature) and 1994 (rainfall) and presents a record of approximately 30 years. The following is a summary of temperature and rainfall data

- Mean maximum monthly temperatures vary from 17.8°C in July to 30.4°C in January
- Mean minimum monthly temperatures vary from 3.7°C in July to 17.9°C in January
- Mean monthly rainfall varies from 32.1 mm in August to 115.8 mm in February
- Mean annual rainfall is 768.1 mm.

The temperature and rainfall data for recent monitoring events is summarised below:

- The mean monthly maximum temperature was 20.3˚C in May 2023 and 25.5 ˚C in November 2022
- The total monthly rainfall was 11.0 mm in May 2023 and 40.0 mm in November 2022

2.1.2 Topography and Geology

The previous investigations reported that the Site is characterised by a series of wide, flat alluvial terraces occurring at varying elevations above the Hawkesbury River. The majority of the Site lies on an elevated terrace defined by the Clarendon Formation and ranges from 18 to 22 metres Australian Height Datum (m AHD). Further to the north and east of the Site, an abrupt drop to a flood plain of the Hawkesbury River exists and is associated with the Lowland Formation. This lower flood plain terrace lies at approximately 6-12 m AHD and includes the sewage treatment plant (STP), Rickabys Drop Zone, and the surface drainage system of natural and modified drains related to Rickabys Creek and Cooley Creek.

D R A F T

The Site is located within the Cumberland Basin, a low lying, gently dipping Tertiary aged basin situated at the western margin of the Sydney Basin (Jones and Clark,1991). The main geological units of the Cumberland Basin in the Hawkesbury-Nepean area are based on the Penrith 1:100,000 Geological Map (NSW Geological Survey). The base of the Cumberland Basin is characterised by Upper Triassic shales and sandstones of the Wianamatta Group, and represents the last deposition before younger, more unconsolidated, alluvial and fluvial deposition during the Tertiary to Holocene periods.

The general geology of the Management Area can be divided into the following main geological features:

- Basement Rocks formed during the Triassic period (Wianamatta Group Shales)
- Unconsolidated deposits formed during the Miocene Epoch (Londonderry Clay and Rickabys Creek Gravels)
- Unconsolidated deposits formed during the Pleistocene to early Holocene (Clarendon Formation) Epochs
- Unconsolidated deposits formed during the Pleistocene to mid Holocene (Lowlands Formation) Epochs
- Holocene consisting of gravel banks, sand islands and points bars related to the Hawkesbury-Nepean River and tributary streams.

2.1.3 Hydrogeology

The hydrogeology of the Site can be divided into two subunits (AECOM, 2023c):

Fractured Rock Aquifers

Fractured rock aquifers include the Wianamatta Group and the Hawkesbury Sandstone which both have variable groundwater yields (Jones and Clark 1991). The Hawkesbury Sandstone aquifer has historically been the most reliable water source in the region with uses for irrigation, stock water and domestic purposes. The Wianamatta Group aquifer is characterised by yields of 0.2 - 5.5 L/s and higher salinity making it typically unsuitable for stock watering. Typical salinity for the Hawkesbury Aquifer ranges between 200 – 1,200 mg/L and is generally too saline for potable consumption, whereas the Wianamatta Group aquifer typically has salinity values ranging between 5,000 – 50,000 mg/L (Defence, 2019b).

Unconsolidated Aquifers

Younger, unconsolidated aquifers that provide more accessible water supply to areas surrounding the Site include the Clarendon Formation Aquifer (CFA) and Lowlands Formation Aquifers (LFA).

The Rickabys Creek Gravel is characterised by a high matrix content of sand and clay, and stratigraphically underlies the Londonderry Formation (Jones and Clark, 1991). The Rickabys Creek Gravel was only intersected in one borehole to the east of the Site during the DSI (AECOM, 2018a), indicating that the unit may have a limited presence within the Site.

2.1.4 Vegetation

The DSI report (AECOM, 2018a) noted that the majority of Rickabys Drop Zone and portions of the Site are covered in managed grassland which is regularly mown. Remnant native vegetation on the Site is considered to be limited to the eastern and southern boundaries of Rickabys Drop Zone, along a portion of Rickabys Creek and a tributary of Rickabys Creek.

Based on ecological investigations conducted at the Site, it is expected that portions of the Site would provide habitat for a range of terrestrial invertebrates, terrestrial mammals and birds. Utilisation of on-Site areas by ecological receptors is likely to be seasonal, particularly for some populations of birds.

A constructed wetland is located on Rickabys Drop Zone, which comprises a number of ponds, some connected by culverts. During the DSI (AECOM, 2018a), the wetland was observed to be heavily vegetated with reeds, lilies and aquatic grasses.

The DSI report (AECOM, 2018a) noted that the majority of the off-Site environment is used for agricultural and residential purposes. The agricultural land is predominantly used for intensive plant

agriculture (turf farming) and market gardens. More diverse terrestrial ecological communities are considered likely to frequent the banks of Bakers Lagoon, Rickabys Creek, Cooley Creek and Hawkesbury River.

2.1.5 Surface Water Drainage

The Site is surrounded by natural watercourses to the south, east and north as well as an interconnected network of rural drains on the Richmond Lowlands located to the north of the Site. Surface water from the Site discharges to rural drains to the north, as well as directly into Rickabys Creek to the east. Drainage from the Site primarily discharges in two areas:

- At the southeast boundary into Rickabys Creek which ultimately discharges to the Hawkesbury River
- At the northern boundary adjacent to the STP through a series of agricultural drains towards Cooley Creek and Bakers Lagoon before ultimately discharging to the Hawkesbury River.

Northern Tributaries of Rickabys Creek

A series of unnamed rural drains to the northwest, north and northeast form a network of tributaries that flow through the Richmond Lowlands. Review of the topography indicated the headwaters of the drainage network commences at Pughs Lagoon approximately 3 km to the west of Site and adjacent to Richmond Township. Surface water flows generally in an easterly direction through rural properties to combine at the northern boundary of the Site at Rickabys Drop Zone, before flowing along the south-eastern Site boundary before intersecting Rickabys Creek approximately 2 km upstream of its junction with the Hawkesbury River.

Rickabys Creek

The headwaters of Rickabys Creek are located approximately 13 km to the south of the Site near Cranebrook. The creek traverses residential and rural land use areas flowing generally in a northerly direction towards Windsor, before crossing under the Hawkesbury Valley Way and flowing along the boundary of the Site. At the eastern boundary of Rickabys Drop Zone, the creek is intersected by its northern tributaries which combine and flow generally in a north-easterly direction towards the junction with the Hawkesbury River at Windsor.

Cooley Creek

A series of ephemeral, unnamed rural drains to the west and northwest of the Richmond Lowlands form a surface water network that drain into Bakers Lagoon at the headwaters of Cooley Creek. Additionally, treated effluent from the on-Site STP is transferred through an underground pipe and discharged into Bakers Lagoon. At the southern boundary of the lagoon, Cooley Creek flows in an easterly direction through rural properties for approximately 3 km before the junction with the Hawkesbury River.

Bakers Lagoon

Bakers Lagoon is a key waterbody feature in the Richmond lowlands and drains to Cooley Creek in the east and to an un-named drain to the north. At the southern boundary of the lagoon Cooley Creek flows in an easterly direction towards the Hawkesbury River. During the DSI (AECOM, 2018a) the lagoon was observed to be clear of vegetation with dimensions of 120 m in width and 500 m in length.

Pughs Lagoon

Pughs Lagoon sits at the headwaters of the Rickabys Creek Tributaries and is located to the west of residential properties at Richmond and adjacent to rural properties to the west and north. During the DSI (AECOM, 2018a) the Lagoon was observed to be clear of vegetation with dimensions of 60 m in width and 500 m in length. The Lagoon discharges to an agricultural drain located to the northeast.

D R A F T

2.1.6 Current Surrounding Land Use

Land uses surrounding the Site currently and historically include:

- Richmond Road to the south, Percival Street to the east, Dight Street to the north and residential and commercial properties to the west
- Semi-rural land uses, predominantly consisting of intensive plant agriculture (turf farming) and scattered market gardens located within Cornwallis (north and east of the Site)
- Rum Corps Barracks Golf Course is also located to the east of the Site
- Land with primarily low density, single dwelling houses to the west of the Site within the suburb of Richmond. Immediately west of the Site is a small light industrial area and St Monica's Primary School
- Land to the south of the Site includes special land use in the form of Hawkesbury showground and racecourse precinct
- Environmental conservation - Bakers Lagoon, which occupies approximately 10.8 ha located north of the Site.

The projected land use in the Management Area is not anticipated to materially change within the next 5 years.

2.2 Conceptual Site Model

The Conceptual Site Model (CSM) is presented in the PMAP (Defence, 2019) which summarises the linkages between sources, exposure pathways and receptors. This was based on the assessment of risk exposure pathways presented in the Detailed Site Investigation (DSI) (AECOM, 2018a), the Human Health Risk Assessment (HHRA) (AECOM, 2018b) and the Ecological Risk Assessment (ERA) (AECOM, 2018c).

The CSM identified PFAS source areas (where AFFF containing PFAS is understood to have bene used in the past) and secondary PFAS source areas (where PFAS has migrated to a location where it creates a concentration of impact).

The exposure pathways with elevated PFAS exposure include, but are not limited to, the following:

- Ingestion of large amounts of eggs from home grown backyard poultry (off-Site Management Area)
- Ingestion of large amounts of home-grown red meat from sheep or cattle (off-Site Management Area)
- Bioaccumulation of PFAS into terrestrial organisms (on-Site Management Area)
- Ingestion of large amounts of finfish (off-Site Management Area)
- Groundwater impacts migrating off-Site onto private properties (off-Site Management Area)
- PFAS in soil on Site (on-Site Management Area)
- Mass of PFAS at primary sources (on-Site Management Area)

D R A F T

3.0 Data Quality Objectives

3.1 DQO Process

The amended National Environmental Protection Measure (NEPM, 2013 Schedule B [2]) Guideline on Site Characterisation (2013) specifies that the nature and quality of the data produced in an investigation will be determined by the Data Quality Objectives (DQOs). As referenced by the NEPM, the DQO process is detailed in the United States Environmental Protection Agency (US EPA) *Guidance on Systematic Planning Using the Data Quality Objectives Process (EPA QA/G-4: EPA/240/B-06/001), February 2006.*

The US EPA defines the process as *'a strategic planning approach based on the Scientific Method that is used to prepare for a data collection activity. It provides a systematic procedure for defining the criteria that a data collection design should satisfy, including when to collect samples, where to collect samples, the tolerable level of decision errors for the study, and how many samples to collect'.*

The process of establishing appropriate DQOs is defined according to the following seven steps:

Table 1 The seven steps in defining DQOs

Step	Data Quality Objective Step
1	**State the problem** – Define the problem that necessitates the study; identify the planning team, examine budget, schedule.
2	**Identify the goal of the study** – State how environmental data will be used in meeting objectives and solving the problem, identify study questions, define alternative outcomes.
3	**Identify information inputs** – Identify data and information needed to answer study questions.
4	**Define the boundaries of the study** – Specify the target population and characteristics of interest, define spatial and temporal limits, scale of inference.
5	**Develop the analytic approach** – Define the parameter of interest, specify the type of inference, and develop the logic for drawing conclusions from findings.
6	**Specify performance or acceptance criteria** – Develop performance criteria for new data being collected or acceptable criteria for existing data being considered for use.
7	**Develop the plan for obtaining data** – Select the resource-effective sampling and analysis plan that meets the performance criteria.

The approach adopted relative to the seven steps presented above is discussed below.

3.1.1 Step 1 – State the Problem

Environmental investigations undertaken at the Site have identified PFAS in soil, sediment, surface water and groundwater primarily resulting from the historical use of aqueous film forming foam (AFFF) for fire protection purposes. The DSI (AECOM, 2018a) confirmed that the identified PFAS impacts in environmental media were not limited to within the Site boundary and appear to have migrated off-Site through a number of pathways.

Defence and State agencies require up-to-date data to assess the performance of implemented management actions and enable informed risk management decisions to protect human health and the environment, given that elevated concentrations of PFAS have been identified in environmental media.

The data collected by implementing the SAQP will provide a periodic dataset that can be used to assist with assessment of temporal changes in PFAS concentrations in groundwater and surface water/sediment on- and off-Site as well as assessing relative mass flux of pathways and how groundwater and surface water levels respond to natural fluctuations.

This will facilitate if required refinement of the CSM, allow update of the human health and ecological risk assessment and inform management decisions by Defence and NSW EPA, and possibly other government agencies if required.

The OMP will cover the primary implementation period of the PMAP and continue after the response management has ended. This is the timeframe over which PMAP remediation actions (or other short-medium term actions) have been completed, and the monitoring following this period will be assessed with advice from NSW Government.

3.1.2 Step 2 – Identify the Goal of the Study

The overarching goal of the study is to establish a systematic routine groundwater and surface water/sediment sampling and analysis program to provide current and ongoing information on the distribution and mass flux of PFAS in groundwater, surface water and sediment in the Management Area.

3.1.3 Step 3 – Identify Information Inputs

To allow assessment of the data against the study goal listed in Step 2 above, the following inputs will be considered:

- PFAS results from previous environmental investigations
- meteorological data including rainfall
- previous and new data collected during the residential sampling program, where permission to use the data has been granted by landowners
- groundwater, surface water and sediment data collected and analysed for PFAS, as part of the SAQP
- groundwater and surface water elevation data
- statistical analysis of data to identify trends
- advances in laboratory analytical approaches and changes in regulatory requirements.

3.1.4 Step 4 – Define the Boundaries of the Study

The spatial and temporal boundaries that apply for data collection are detailed below and will influence the decision-making process for ongoing monitoring:

- the spatial boundary is limited to the Management Area, however is subject to change with input from the NSW Government (refer to **Appendix A**)
- the sampling completed as part of the SAQP will be limited to groundwater, surface water and sediment, at the frequencies defined in **Section 4.2**
- the initial 3-year monitoring period was completed between 2019 and 2022. The two-year extension period is between July 2022 and June 2024.

It is envisaged that monitoring will continue after the management actions has ended.

3.1.5 Step 5 – Develop the Analytical Approach

The decision rules can be defined as:

- analytical selection: all samples will be analysed for the extended PFAS suite
- analytical method selection for PFAS is based on achieving appropriate laboratory limit of reporting (LOR) in the various media to be analysed
- sample locations have been selected with the objective of monitoring PFAS trends (temporal and seasonal), providing early warning of changes in the migration of PFAS in the Management Area in surface water and groundwater, and to assist with refinement of Management Area boundary over time, as required
- if the laboratory quality assurance/quality control (QA/QC) data are within the acceptable ranges, the data will be considered suitable for use
- if PFAS concentrations are reported above the laboratory LOR, where it was previously <LOR, then it will be considered whether further assessment of the data will be required.

- if the PFAS is reported at a concentration that is above drinking water guideline in groundwater, then it will be considered that further assessment is required
- if the PFAS is reported at a concentration that is inside a trigger value or acceptable range, then it will be considered whether monitoring is continued or reduced.

The decision on the acceptance of the analytical data should be made on the basis of the Data Quality Indicators (DQIs) as follows:

- **Precision:** A quantitative measure of the variability (or reproducibility) of data.
- **Accuracy**: A quantitative measure of the closeness of reported data to the “true” value.
- **Representativeness**: The confidence (expressed qualitatively) that data are representative of each media present on Site.
- **Completeness**: A measure of the amount of useable data from a data collection activity.
- **Comparability**: The confidence (expressed qualitatively) that data may be considered to be equivalent for each sampling and analytical event.

3.1.6 Step 6 – Specify Performance or Acceptance Criteria

Specific limits for the works included in the OMP (AECOM, 2019a) are in accordance with the appropriate guidance made or endorsed by state and national regulations, appropriate indicators of data quality, and standard procedures for field sampling and handling.

This step also examines the certainty of conclusive statements based on the available new data collected. This should include the following points to quantify tolerable limits:

- a decision can be made based on a certainty assumption of 95% confidence in any given data set. A limit on the decision error will be 5% that a conclusive statement may be a false positive or false negative
- a decision error in the context of the decision rule presented above would lead to either underestimation or overestimation of the risk level associated with a particular sampling area
- sampling errors may occur when the sampling program does not adequately detect the variability of a contaminant from point to point across the site. To address this, the SAQP outlines minimum numbers of samples proposed to be collected from each media
- as such, there may be limitations in the data if aspects of the SAQP cannot be implemented. Some examples of this scenario include but are not limited to:
    - proposed surface water sample locations may be dry at the time of sampling
    - proposed groundwater well locations may be dry or contain insufficient water at the time of sampling
    - proposed groundwater well locations are damaged or destroyed and therefore cannot be sampled
    - proposed samples are not collected due to access being restricted to a given location.
- limitations in ability to acquire useful and representative information from the data collected. The data are proposed to be collected from multiple locations and sample media. Some examples of this scenario include:
    - some of the data are proposed to be collected from landholder bores, which are not purpose-built for groundwater monitoring. In some cases, there is limited information on the bore construction, and the likely presence of dedicated pumps or windmills may prevent groundwater depths being accurately recorded while also preventing groundwater being sampled using low flow techniques.
- measurement errors can occur during sample collection, handling, preparation, analysis and data reduction. To address this the following measures are proposed:

- collection of sufficient sample mass to facilitate analysis reported to standard laboratory detections limits. Collection of insufficient sample mass may result in raised detection limits
- field staff to follow a standard procedure when collecting samples, including decontamination of tools, and use of appropriate sample containers and preservation methods
- laboratories to follow a standard procedure when preparing samples for analysis and undertaking analysis
- laboratories to report quality assurance/quality control data for comparison with the DQIs established for the SAQP.

3.1.7 Step 7 – Optimise the Design for Obtaining Data

The methodology presented in this SAQP is designed to meet the project objectives and to achieve the nominated DQOs.

Optimisation of the data collection process will be achieved by:

- working closely with the analytical laboratories and sampling equipment suppliers to ensure that appropriate procedures and processes are developed and implemented prior to and during the fieldwork, to ensure that sample handling, and transport to and processing by the analytical laboratories is appropriate
- conducting sampling according to Defence and Australian Standards for the type of sampling being conducted (i.e. groundwater monitoring well sampling versus landholder bore water sampling). These standards are as follows:
  - Department of Defence *Contamination Management Manual* (August 2018, Amended June 2021),
  - Standards Australia (AS/NZS5667.11–1998) *Water Quality – Sampling, part 11: Guidance on sampling of groundwater,*
  - ASC NEPM, 2013. *Schedule B2. National Environment Protection (Assessment of Site Contamination) Measure 1999 (as amended 2013) Schedule B2 Guideline on Site Characterisation*.
- conducting sampling in accordance with AECOM's internal PFAS Sample Collection Guidance
- sampling conducted by suitably qualified and experienced field staff
- basing the sampling upon a CSM developed using the information available at the implementation of the SAQP. Updating the CSM as new data becomes available in the course of the implementation of the OMP (Defence, 2019a), as required
- progressive review of the data and modification of sampling programs to optimise the value of data generated
- continually seeking to identify opportunities for refinement and optimisation of the OMP, including, but not limited to, identifying redundant locations that can be excluded from the monitoring program. This will be achieved through a six-monthly review of the SAQP.

If the OMP objectives are not being met, the sampling design and approach will be reviewed and amended, as required.

3.2 Assessment of Data Quality

The quality of data collected as part of the sampling will be assessed on a range of factors including:

- documentation and data completeness
- data quality – comparability, representativeness, precision and accuracy of the analytical data.

The project target for data completeness is to achieve 95% of data as suitable for use.

The acceptance criteria for DQIs for samples are specified in **Table 2**.

D R A F T

Table 2 Acceptance Criteria for Data Quality Indicators for Sample Analysis

Data Quality Indicators	Acceptance Criteria
Water and Sediment Samples	
Field Program	Sampling to be completed by suitably qualified and experienced field teams employing appropriate sampling procedures.
Rinsates Blanks	Rinsate blank samples are to be collected at a rate of one per day of sampling (where sampling equipment is reused). Concentrations of PFAS should be less than the laboratory LOR.
Field duplicates/Inter-lab duplicates	Field duplicates and inter-laboratory duplicates are to be collected and analysed at a rate of 10% (1 per 10 primary samples). The RPDs will be assessed as acceptable if less than or equal to 30% as per the NEPM Schedule B3. Where the results show greater than 30% difference a review of the cause will be conducted (NEPM, 2013). It is noted that RPDs that exceed this range may be considered acceptable where: • results are less than 10 times the LOR (no limit) • results are less than 20 times the LOR and the RPD is less than 50% • heterogeneous materials are encountered.
Laboratory duplicates	RPDs less than: • 0-20% for results more than 20 times the LOR • 0-50% for results between 10 and 20 times the LOR • No limit for results between 0 and 10 times the LOR
Matrix spikes	Recoveries between 70-130% of the theoretical recovery or as nominated in the laboratory's Quality Control report.
Method blanks	Less than the laboratory LOR.
Laboratory control samples	Recoveries between laboratories specified range for each particular analyte/analytical suite.

D R A F T

4.0 Sampling Location Rationale and Methodology

4.1 OMP

The OMP (Defence, 2019a) presents an overview of specific monitoring works to be undertaken and provides the basis for the preparation of this SAQP. This scope of works presented in this SAQP is consistent with that detailed in the OMP (Defence, 2019a).

4.2 Proposed Schedule

The OMP (Defence, 2019a) outlines the monitoring for groundwater, surface water and sediment sampling from across the Management Area to be undertaken on a biannual (six-monthly basis) for a period of 5 years, with the initial sampling round completed in November 2019. The remaining two sampling events are scheduled to occur in November 2023 and May 2024.

The schedule of fieldworks across the 5-year period is presented in **Table 3** below.

Table 3 Proposed Fieldwork Schedule

Sampling Round No.	Description of works	Proposed Schedule	Status
1	Bi-annual groundwater, surface water and sediment sampling	November 2019	Completed
2	Bi-annual groundwater, surface water and sediment sampling	May 2020	Completed
3	Bi-annual groundwater, surface water and sediment sampling	November 2020	Completed
4	Bi-annual groundwater, surface water and sediment sampling	May 2021	Completed
5	Bi-annual groundwater, surface water and sediment sampling	November 2021	Completed
6	Bi-annual groundwater, surface water and sediment sampling	May 2022	Completed
7	Bi-annual groundwater, surface water and sediment sampling	November 2022	Completed
8	Bi-annual groundwater, surface water and sediment sampling	May 2023	Completed
9	Bi-annual groundwater, surface water and sediment sampling	November 2023	
10	Bi-annual groundwater, surface water and sediment sampling	May 2024	

4.3 Sampling Locations

4.3.1 Groundwater Sampling Location Rationale

Groundwater monitoring will be undertaken on selected monitoring wells. The rationale for monitoring well selection for each area is summarised in **Table 4** below.

D R A F T

Table 4 Rationale for Groundwater Monitoring Locations

Area	Rationale
On-Site	• The DSI (AECOM, 2018a) identified temporal data as a data gap. To address this data gap, monitoring of spatial and temporal variations in PFAS concentrations in groundwater concentrations up, down and cross-gradient of source areas is required. Where the proposed management action is to implement management options at other source areas and to review the requirement for remediation or management when those outcomes are understood a higher sample density is required • Assess if groundwater PFAS concentrations within and downgradient of the source areas change in response to management measures over time • Continue to monitor wells to develop temporal datasets to assist with better understanding of temporal patterns in PFAS concentrations • Monitor groundwater on transects parallel and perpendicular to plume to assist with understanding concentrations changes in the nominated transect alignments • Assess if background conditions change over time.
North of Site	• Continue to monitor groundwater wells with existing temporal datasets to assist with better understanding of temporal patterns in PFAS concentrations • Monitor potential changes in PFAS concentrations at the plume margins to refine model predictions and provide an indication of additional management of PFAS to groundwater users outside the current plume • Monitor groundwater on transects parallel and perpendicular to the plume, to assist with understanding concentration changes in the nominated transect alignments • Continue to monitor wells to develop temporal datasets to assist with better understanding of temporal patterns in PFAS concentrations • Sampling of 11 additional groundwater monitoring wells (MW004, MW106, MW107D, MW0107I, MW108, MW109, MW110, MW111, MW112, MW113 and MW114) to provide additional groundwater mass flux data.
West and north west of Site	• Monitor potential changes in PFAS concentrations at the plume margins to refine model predictions and provide an indication of additional management of PFAS to groundwater users outside the current plume • Monitor groundwater wells on transects parallel and perpendicular to plume, to assist with understanding concentration changes in the nominated transect alignments • Continue to monitor wells to develop temporal datasets to assist with better understanding of temporal patterns in PFAS concentrations
East of Site	• Monitor groundwater wells on transects parallel and perpendicular to plume, to assist with understanding concentration changes in the nominated transect alignments • Continue to monitor wells to develop temporal datasets to assist with better understanding of temporal patterns in PFAS concentrations.
Cupitts Lane	• Monitor the plume to the north of the Site and in the Cupitts Lane area • Monitor groundwater adjacent to Cooleys Creek where an isolated detection of PFAS in groundwater has been reported and is considered to be associated with surface water infiltration • Monitor potential changes in PFAS concentrations at the plume margins • Continue to monitor wells to develop temporal datasets to assist with better understanding of temporal patterns in PFAS concentrations • Monitor groundwater on transects parallel and perpendicular to plume, to assist with understanding concentration changes in the nominated transect alignments.

D R A F T

Off-site monitoring locations will require the agreement of the landholder/leaseholder.

4.3.2 Groundwater Sampling Locations

The groundwater locations to be monitored on a six-monthly basis are provided in **Table 5** below and are presented on **Figure 2** in **Appendix A**.

D R A F T

Table 5 Groundwater sampling locations

On/Off-Site	Area	Location ID	Historical Name	Easting	Northing	Top of Casing Elevation (mAHD)	Screen Interval (mbgl)	Sampling Frequency	Total
On-Site	Airfield Flight Line (including Fire Station, Building 291)	MW007	BBRS-NAA-MW01, MW07	294894.000	6279186.700	16.03	8.8 - 11.8	Biannual	8
		MW024	SW0256-NAA-MW01, MW24	294117.340	6279910.890	19.92	12 - 15	Biannual	
		MW025	SW0256-NAA-MW02, MW25	294621.570	6279687.690	17.14	16.1 - 20.1	Biannual	
		MW026	SW0256-NAA-MW03, MW26	295097.990	6279676.010	16.9	9.2 - 12.2	Biannual	
		MW027	SW0256-NAA-MW04, MW27	295323.490	6279596.000	16.42	10.2 - 13.2	Biannual	
		MW028	SW0256-NAA-MW05, MW28	294683.430	6279460.900	16.9	8.2 - 11.2	Biannual	
		MW042	SW0237-NAA-MW01, MW42	293889.100	6279460.600	18.32	13.3 - 16.3	Biannual	
		MW043	SW0235-NAA-MW01, MW43	294486.500	6279300.800	16.45	14.9 - 17.9	Biannual	
	Airfield Foam Cannon Testing Area and Surrounds	MW030	SW0054-BH8/8, MW30	293890.760	6280372.740	21.262	12.5 - 17.5	Biannual	10
		MW053	SW0138-NAA-MW01, MW53	293790.550	6280376.090	20.95	13.5 - 16.5	Biannual	
		MW054	SW0138-NAA-MW02, MW54	293568.720	6280364.700	24.31	14.9 - 17.9	Biannual	
		MW056	SW0138-BH8/17, MW56	293740.760	6280210.800	19.39	11.5 - 16.1	Biannual	
		MW057	SW0138-BH8/18, MW57	293629.710	6280377.100	22.92	14.2 - 19.2	Biannual	
		MW058	SW0138-BH8/19, MW58	293530.230	6280380.800	22.823	14.7 - 19.2	Biannual	

D R A F T

On/Off-Site	Area	Location ID	Historical Name	Easting	Northing	Top of Casing Elevation (mAHD)	Screen Interval (mbgl)	Sampling Frequency	Total
		MW059	SW0138-BH8/26, MW59	293480.720	6280140.400	20.74	14.7 - 19.2	Biannual	
		MW107D	MW107_D	293474.000	6280364.700	22.973	27.5 - 30.5	Biannual	
		MW107I	MW107_I	293471.200	6280364.500	22.86	21.3 - 24.8	Biannual	
		MW108	-	293891.200	6280370.587	21.316	24.5 - 27.5	Biannual	
	East of Site (including Tanker Parking Area and Former Fuel Farm 1)	MW047	SW0061-NAA-MW01, MW47	295748.700	6279257.800	13.78	9 - 12	Biannual	8
		MW048	SW0061-NAA-MW02, MW48	295812.200	6279149.500	17.62	10.3 - 13.3	Biannual	
		MW050	SW0061-BH102/2, MW50	295604.230	6279379.990	10.2	unknown	Biannual	
		MW051	SW0061-BH102/5, MW51	295663.280	6279324.950	10.3	1.5 - 4.5	Biannual	
		MW052	SW0061-BH102/6, MW52	295701.560	6279296.130	10.71	6 - 9	Biannual	
		MW072	SW0003-BHFF19, MW72	295477.000	6279497.000	7.02	unknown	Biannual	
		MW073	SW0003-MW02, MW73	295520.000	6279438.000	15.331	10 - 13	Biannual	
		MW074	SW0003-MW03, MW74	295512.000	6279403.000	15.63	10 - 14	Biannual	
	Fuel Farm 2	MW032	SW0249-NAA-MW02, MW32	295570.790	6279666.900	17.81	12 - 15	Biannual	3
		MW033	SW0249-NAA-MW03, MW33	295611.960	6279607.380	14.84	10 - 13	Biannual	
		MW034	SW0249-NAA-MW04, MW34	295536.170	6279563.440	16.93	14 - 17	Biannual	
	Rickabys Drop Zone.	MW001	BBNA-NAA-MW01, MW01	296233.040	6279804.880	10.052	5.5 - 8.5	Biannual	14

D R A F T

On/Off-Site	Area	Location ID	Historical Name	Easting	Northing	Top of Casing Elevation (mAHD)	Screen Interval (mbgl)	Sampling Frequency	Total
		MW002	BBNA-NAA-MW02A, MW02	295984.340	6280136.030	9.86	5.9 - 8.9	Biannual	
		MW004	BBNA-NAA-MW03, MW04	295579.620	6280480.790	7.18	9 - 12	Biannual	
		MW005	BBNA-BH24/5, MW05	295067.610	6280452.910	9.113	unknown	Biannual	
		MW012	SW0257-NAA-MW01, MW12	295777.410	6279355.850	6.64	1 - 4	Biannual	
		MW013	SW0257-NAA-MW02, MW13	295662.370	6279530.470	7.93	4 - 7	Biannual	
		MW014	SW0257-NAA-MW03, MW14	295575.280	6279777.440	6.24	5.3 - 8.3	Biannual	
		MW015	SW0257-NAA-MW04, MW15	295409.760	6279849.440	7.02	5.5 - 8.5	Biannual	
		MW016	SW0257-NAA-MW05, MW16	295272.460	6280125.900	7.39	2 - 5	Biannual	
		MW017	SW0257-BHFF8, MW17	295678.470	6279619.810	6.51	unknown	Biannual	
		MW111	-	295066.714	6280451.216	9.422	16 - 19	Biannual	
		MW112	-	295582.235	6280480.953	6.791	12.2 - 15.2	Biannual	
		MW113	-	295982.004	6280136.506	9.443	16 - 19	Biannual	
		MW114	-	296230.827	6279805.776	9.698	16.1 - 19.1	Biannual	
	Sewage Treatment Plant and Surrounds	MW036	SW0263-NAA-MW01, MW36	294341.380	6280732.640	20.82	17.8 - 21.8	Biannual	7
		MW020	SW0057-STP2, MW20	294314.000	6280748.000	8.945	unknown	Biannual	
		MW021	SW0057-STP3, MW21	294215.840	6280730.080	7.88	unknown	Biannual	

D R A F T

On/Off-Site	Area	Location ID	Historical Name	Easting	Northing	Top of Casing Elevation (mAHD)	Screen Interval (mbgl)	Sampling Frequency	Total
		MW022	SW0057-STP5, MW22	294227.040	6280931.010	6.03	unknown	Biannual	
		MW023	SW0057-STP7, MW23	294382.960	6280940.340	6.01	unknown	Biannual	
		MW109	-	294177.701	6280908.038	6.205	10.4 - 13.4	Biannual	
		MW110	-	294307.979	6280751.109	7.644	11.5 - 14.5	Biannual	
	Site Infrastructure (including Hangar 54)	MW045	SW0241-NAA-MW02, MW45	294847.410	6279816.810	16.74	14.9 - 17.9	Biannual	14
		MW046	SW0241-NAA-MW03, MW46	294833.100	6279808.080	16.71	14.9 - 17.9	Biannual	
		MW060	SW0279-NAA-MW01, MW60	294517.200	6280068.470	17.89	12.8 - 15.8	Biannual	
		MW061	SW0279-NAA-MW02, MW61	294487.930	6280054.990	18.39	10.5 - 13.5	Biannual	
		MW062	SW0238-NAA-MW01, MW62	294332.600	6279813.600	18.91	11.5 - 14.5	Biannual	
		MW063	SW0238-NAA-MW02, MW63	294303.000	6279910.700	19.62	12 - 14.5	Biannual	
		MW064	SW0059-NAA-MW01, MW64	295039.630	6279884.380	17.86	10.2 - 14.2	Biannual	
		MW065	SW0059-NAA-MW02, MW65	295065.190	6279885.150	17.95	10 - 13	Biannual	
		MW066	SW0059-NAA-MW03, MW66	295053.170	6279900.810	18.03	11 - 15	Biannual	
		MW067	SW0246-NAA-MW01, MW67	294412.100	6279885.900	18.6	11.7 - 14.7	Biannual	
		MW068	SW0246-NAA-MW02, MW68	294395.300	6279946.100	19.05	11.9 - 14.9	Biannual	

D R A F T

On/Off-Site	Area	Location ID	Historical Name	Easting	Northing	Top of Casing Elevation (mAHD)	Screen Interval (mbgl)	Sampling Frequency	Total
		MW069	SW0246-NAA-MW03, MW69	294434.200	6279913.300	19.03	13 - 16	Biannual	
		MW070	SW0246-BH2/MW2, MW70	294356.890	6279902.050	19.4	2.3 - 5.3	Biannual	
		MW071	SW0246-BH4/MW4, MW71	294354.360	6279884.540	19.15	2 - 5	Biannual	
Off-Site	West of Site	MW075	MW75	291878.552	6279437.869	18.097	12 - 15	Biannual	5
		MW076	MW76	293138.218	6279522.997	19.54	15 - 18	Biannual	
		MW077	MW77	292595.262	6279690.929	19.942	19.5 - 22	Biannual	
		MW078	MW78	292720.357	6280025.382	19.807	15 - 18	Biannual	
		MW081	MW81	291836.876	6280475.990	7.376	2.6 - 5.6	Biannual	
On-Site	West of Site (including Airfield Former Fire Ground/Training Ground)	MW008	BBRW-NAA-MW01, MW08	292873.000	6280103.900	20.93	12 - 15	Biannual	5
		MW009	BBRW-BHB5, MW09	292744.260	6280009.080	20.44	unknown	Biannual	
		MW010	BBA-NAA-MW01, MW10	292745.200	6279711.700	21.06	17.9 - 20.9	Biannual	
		MW040	SW0236-NAA-MW01, MW40	293108.300	6280034.900	19.52	15 - 18	Biannual	
		MW041	SW0234-NAA-MW01, MW41	293163.800	6279663.600	19.73	13.6 - 16.6	Biannual	
Off-Site	East of Site	MW086	MW86	295837.010	6279191.360	10.387	3.6 - 6.6	Biannual	3
		MW091	MW91	296907.799	6279975.912	8.345	3.5 - 6.5	Biannual	
		MW092	MW92	296742.333	6279302.070	8.995	19 - 22	Biannual	
	North-east of Site	MW143	-	295129.178	6281529.826	6.631	2 - 3	Biannual	2

D R A F T

On/Off-Site	Area	Location ID	Historical Name	Easting	Northing	Top of Casing Elevation (mAHD)	Screen Interval (mbgl)	Sampling Frequency	Total
		MW144	-	295087.205	6281233.795	5.3	3 - 6	Biannual	
	North-west of Site	MW079	MW79	293044.509	6280152.832	20.453	15 - 18	Biannual	4
		MW080	MW80	293069.219	6280381.896	22.779	21 - 24	Biannual	
		MW082	MW82	292067.336	6282119.951	8.781	3 - 6	Biannual	
		MW106	-	293077.188	6280311.859	22.738	28 - 31	Biannual	

Note: Historical Name, Eastings, Northings, Top of Casing Elevation and Screen Interval are sourced from the Defence Esdat database.

D R A F T

4.3.3 Surface Water Sampling Locations

The surface water monitoring locations have been selected to build on and maintain consistency with the monitoring completed during the 2018 DSI (AECOM, 2018a). Many of the locations have been previously sampled several times, and continued monitoring will provide additional data to assess temporal variability. The surface water locations to be monitored on a six-monthly basis are provided in **Table 6** below and are presented on **Figure 3** in **Appendix A**.

Cooleys Creek is proposed to be monitored at SW016 downstream of Bakers Lagoon (known impacted area). No other identified PFAS sources would enter Cooleys Creek downstream of this point. As such SW016 will adequately represent the concentration of PFAS from Cooleys Creek entering the Hawkesbury during when Cooleys Creek flows.

Rickabys Creek is to be monitored at two locations downstream of the confluence of other known impacted drains, as such, these locations adequately represent the concentration of PFAS in Rickabys Creek entering the Hawkesbury.

Location SW030 will capture any overall changes in concentration at locations up-stream of this point and therefore represents all impacts originating from the Site when compared with monitored concentrations at SW024 (representing background/up-stream PFAS concentrations). Given Cooleys Creek and Rickabys Creek are adequately represented by sample locations, and the Hawkesbury is monitored both up- and downstream of these creeks, it is not considered to be necessary that other DSI sample locations in between SW024 and SW030 be sampled, unless an increase in concentration is observed in Cooleys or Rickabys Creek.

Table 6 Surface water locations

On/Off-Site	Area	Location ID	Historical Name	Easting	Northing	Sampling Frequency	Total
On-Site	North-west of Site (including STP discharge point)	SW001	-	293475	6280121	Biannual	4
		SW002	-	294184	6280714	Biannual	
		SW003	-	294129	6280892	Biannual	
		SW037	-	294356	6280946	Biannual	
	North-east of Site (including tributary of Rickabys Creek)	SW005	-	295651	6281078	Biannual	3
		SW007	-	296004	6280153	Biannual	
		SW014	-	295088	6280335	Biannual	
	East of Site (including Rickabys Creek)	SW008	-	296277	6279781	Biannual	4
		SW009	-	295995	6279380	Biannual	
		SW011	-	295663	6279423	Biannual	
		SW013	-	295683	6279679	Biannual	
Off-Site	North of Site	SW015	-	295087	6281223	Biannual	4
		SW016	-	295129	6281560	Biannual	
		SW081	-	294394	6282737	Biannual	
		SW085	-	-	-	Biannual	
	West of Site	SW022	-	291835	6280461	Biannual	3
		SW024	-	288849	6281647	Biannual	
		SW035	-	290656	6280896	Biannual	
	East of Site	SW018	-	297165	6279501	Biannual	4
		SW019	-	296172	6279020	Biannual	

D R A F T

On/Off-Site	Area	Location ID	Historical Name	Easting	Northing	Sampling Frequency	Total
		SW023	-	296740	6279262	Biannual	
		SW030	-	297497	6279565	Biannual	
	South of Site	SW020	-	295008	6277348	Biannual	1

Note: Historical Name, Eastings and Northings are sourced from the Defence Esdat database. Some coordinates are not displayed for privacy reasons.

4.3.4 Sediment Sampling Locations

The sediment sample locations have been selected to be co-located with surface water sample locations (for all surface water locations with the exception of SW037 at the STP Settlement Pond) and to maintain consistency with the monitoring completed during the 2018 DSI (AECOM, 2018a). Many of the locations have been previously sampled several times, and continued monitoring will provide additional data to assess temporal variability. The locations to be monitored on a six-monthly basis are provided in **Table 7** below and are presented on **Figure 4** (Appendix A).

Table 7 Sediment sampling locations

On/Off-Site	Area	Location ID	Historical Name	Easting	Northing	Sampling Frequency	Total
On-Site	North-west of Site (including STP discharge point)	SD001	-	293475	6280121	Biannual	3
		SD002	-	294184	6280714	Biannual	
		SD003	-	294129	6280892	Biannual	
	North-east of Site (including tributary of Rickabys Creek)	SD005	-	295651	6281078	Biannual	3
		SD007	-	296004	6280153	Biannual	
		SD014	-	295088	6280335	Biannual	
	East of Site (including Rickabys Creek)	SD008	-	296277	6279781	Biannual	4
		SD009	-	295995	6279380	Biannual	
		SD011	-	295663	6279423	Biannual	
		SD013	-	295683	6279679	Biannual	
Off-Site	North of Site	SD015	-	295087	6281223	Biannual	4
		SD016	PW004	295129	6281560	Biannual	
		SD081	-	294394	6282737	Biannual	
		SD085	-	-	-	Biannual	
	West of Site	SD022	-	291835	6280461	Biannual	3
		SD024	-	288849	6281647	Biannual	
		SD035	-	290656	6280896	Biannual	
	East of Site	SD018	-	297165	6279501	Biannual	4
		SD019	-	296172	6279020	Biannual	
		SD023	PW001	296740	6279262	Biannual	
		SD030	PW003	297497	6279565	Biannual	
	South of Site	SD020	-	295008	6277348	Biannual	1

Note: Historical Name, Eastings and Northings are sourced from the Defence Esdat database. Some coordinates are not displayed for privacy reasons.

D R A F T

4.4 Sample Collection and Handling

4.4.1 Sampling Methodology

The sampling methodology are presented in **Table 8**.

Table 8 Groundwater Sampling Methodology and Schedule

Item	Details
Groundwater gauging	The depth to groundwater will be measured in each monitoring well prior to collection of groundwater samples in accordance with Australian guidance and industry standards.
Groundwater sample Collection Methodology	**Groundwater Monitoring Wells** Groundwater samples will be collected from monitoring wells using no-purge methodology with HydraSleeves™ which will be installed within the screened interval of the wells a minimum of 4 to 24 hours prior to sampling for the initial sampling round or when necessary to re-deploy. Care should be taken to avoid placing the base of the HydraSleeves™ at the base of the monitoring well, where a build-up of sediment may be present. The installation depth of the HydraSleeves™ is to be recorded (generally as HydraSleeve™ collar depth in mbTOC). HydraSleeves™ are to be installed / deployed in monitoring wells for a minimum of 4 hours prior to sampling, when deployed with bottom weights only, and for a minimum of 24 hours prior to sampling, when deployed with both top and bottom weights, to allow re-stabilisation of the well following disturbance, and if applicable, for the top weight to compress. Following sampling, field parameters are recorded ex-situ, from any excess water available in the Hydrasleeve™. In the event that a HydraSleeve™ fails to deploy or has been removed inadvertently (i.e. by non-OMP project), the sample will be collected using a dedicated disposable high-density polyethylene (HDPE) bailer, if time or access constraints do not permit re-deployment of the HydraSleeve™ and subsequent sampling in the same sampling event. When sampling with a bailer, a minimum of three well volumes should be purged, and purging should be continued until stabilisation of water quality parameters (to be collected continuously ex-situ) is achieved. If recharge is insufficient during purging, care should be taken to avoid purging the well dry and collecting the sample when reasonable to do so. Once sampling is completed, a new HydraSleeve™ will be deployed at the screened interval depth at each location in preparation for the next scheduled sampling round, where practicable. Hydrasleeve™ sampling will be completed in accordance with the manufacturer's guidance.
Surface Water Sample Collection Methodology	Surface water samples will be collected in accordance with the ASC NEPM (NEPC, 2013) and PFAS NEMP (HEPA, 2020). Samples will be collected from either mid-way through the water column or approximately 0.5 m below the surface (if possible) using a 'grab' sample method, without disturbing the bottom of the surface water body and without capturing any surface film, to minimise collection of sediment, or floating materials in the samples. At each location, a new, laboratory supplied container should be lowered into the water with the cap immediately applied once the container is full. Where sampling points cannot be accessed safely, surface water samples will be collected with use of a sampling pole. Description of each sampling location will be recorded (including physical setting, flow observations, presence of sheen or foam etc).

D R A F T

Item	Details
Sediment Sample Collection Methodology	Sediment samples will be collected in accordance with the ASC NEPM (NEPC, 2013) and PFAS NEMP (HEPA, 2020). Sediment samples are to be collected from a depth representative of potentially deposited sediments and collected from within the water body, if possible. Where embankment stability and surface water depth permits, sediment samples will be collected using a hand trowel to a maximum depth of 0.3 m below the sediment surface. Where access to sediment is restricted by bank instability or the presence of surface water, samples will be collected using a hand auger or Dormer Piston Sediment Sampler. A new laboratory supplied container will be used at each location for collection of samples, and any reusable sampling equipment utilised will be de-contaminated between locations. Description of each sampling location and the sample material will be recorded.
QA/QC Samples to be Collected	Field QA/QC samples are to include intra-laboratory duplicate and inter-laboratory duplicate samples (i.e. blind and split duplicates), as well as rinsate blank samples, as specified in **Section 4.12**. AECOM will collect extra sample volume to enable the laboratory to complete their internal QA/QC analysis. AECOM personnel will attempt to reduce potential heterogeneity in the sample media matrix by dividing the sample collected between primary and intra-laboratory jars or bottles during sampling.
Field Parameters	Temperature, electrical conductivity (EC), dissolved oxygen (DO), ORP (oxidation-reduction potential), pH and observations of water quality will be recorded for all groundwater and surface water samples, including: • physical indicators such as the presence (and approximate proportion) of suspended solids, colour • the presence/absence and nature of odours and the presence/absence of slicks or sheens on water.
Sample Analysis	All primary samples will be submitted for PFAS extended suite using the standard levels of detection.

4.4.2 Decontamination of sampling equipment

To avoid cross-contamination between samples and sample locations, all reusable sampling equipment, such as interface probe and trowel, will be de-contaminated between locations. The proposed method of decontamination is summarised below:

Preliminary wash and scrub with tap water, after each sampling location

- Wash using Liquinox®
- Rinsed with tap water
- Rinsed with deionised water (supplied by the laboratory).

Clean, disposable nitrile gloves will be worn and replaced between each sample.

4.4.3 Sample Handling and Transport to Laboratory

All samples will be placed on ice in eskies immediately after sampling and kept, if possible, at low temperatures (≤6°C) during transit to the laboratory, in accordance with ASC NEPM (NEPC, 2013).

Samples will be transported directly to the laboratory for analytical testing under standard chain of custody (CoC) procedures. Primary and associated duplicate QA/QC samples will be analysed by

Australian Laboratory Services (ALS). The inter-laboratory duplicate samples will be analysed by Envirolab Services (Envirolab).

4.5 Calibration

The calibration of the water quality meter will be tested each day via a “bump test” prior to the commencement of field activities with relevant solutions, including pH, EC and ORP. The calibration will be in accordance with manufacturers’ instructions or NATA publication “General Requirements for Registration: Supplementary Requirement: Chemical Testing (NATA 1993) and Technical Note N0. 19 (NATA 1994)”. Where satisfactory calibration cannot be achieved, the water quality data will not be used for interpretive purposes.

Calibration details will be recorded on field sheets and included in the Sampling Event Factual Reports for each sampling round.

4.6 Logistics

The laboratory sample containers will be shipped from the laboratory to the AECOM office in Sydney prior to the commencement of fieldwork. All primary samples will be transported by an ALS supplied courier at the completion of fieldwork. All inter-laboratory duplicate samples will be couriered directly to the secondary laboratory under a separate CoC for analysis.

4.7 Analytical Suite and Laboratory Analysis Methods

4.7.1 Laboratory NATA Accreditation Details

The laboratory is required to use NATA accredited methods based on NEPM, US EPA, Table B 15 of the US Department of Defence/Department of Energy (US DOD/DoE) and American Society for Testing and Materials (ASTM) methods as appropriate.

The primary and secondary laboratories selected for this program are ALS (NATA Accreditation Number 825) and Envirolab (NATA Accreditation Number 2901), respectively.

4.7.2 Analytical Schedule

All media sampled shall be analysed for the extended PFAS suite in accordance with the Defence (2022) *Standard PFAS Analytical Suite – Guidance Document E* (**Appendix B**).

The current standard laboratory limits of reporting for the primary laboratory are described in **Table 9** below.

Table 9 Laboratory Limits of Reporting

Sample Media	Parameter	Technique/Method Reference	LOR
Groundwater and Surface Water	Extended PFAS Suite	LC/MS-MS	0.002 – 0.1 micrograms per litre (µg/L)
Sediment	Extended PFAS Suite	LC/MS-MS	0.0002 – 0.001 milligrams per kilogram (mg/kg)

LC/MS-MS = Liquid chromatography–mass spectrometry, GC = Gas chromatography

4.7.3 Validation of Analytical Results

Validation of analytical results may be required in the form of re-analysis by the reporting laboratory or through re-sampling and analysis, to confirm original results.

The requirement for re-sampling and/or re-analysis will be determined in consultation with Defence and will generally apply to results that are first-time detections of PFAS in water matrices, new exceedances of human health guidelines or consecutive increases of PFAS concentrations in sediments.

D R A F T

4.8 Sample Nomenclature

In order to meet Defence data management requirements, a consistent sample nomenclature has been adopted for the Program. All primary samples will be labelled using the following naming convention:

PPPP_XX000_ZZZ_YYMMDD

[property ID][type of sample][THREE DIGIT sample number]_[top of sample depth]_[yearmonthday]

e.g. 0902_MW001_191015

Location types and codes are prescribed by the Defence Contamination Management Manual, Annex L Data Management (June 2021) and the Site's investigation history.

Location types relevant to this SAQP include:

- SD = sediment
- MW = monitoring well
- SW = surface water

QA/QC Samples will be labelled in accordance with the following convention:

- Blind duplicate (intra-laboratory duplicate): PPPP_QC1XX_YYMMDD
- Split duplicate (inter-laboratory duplicate): PPPP_QC2XX_YYMMDD
- Rinsate blank: PPPP_QC3XX_YYMMDD.

4.9 Defence ESdat Requirements

Defence has contracted Earth Science Information Systems (EScIS), to provide contamination data management services through a cloud instance of its Esdat product.

All field and laboratory data collected by AECOM will be uploaded, stored and managed in Defence's Environmental Data Management System (EDMS (ESdat)) in accordance with Section 6 of Annex L to the Defence Contamination Management Manual. AECOM will refer to historical investigation data to ensure consistent location codes are used to enable analysis of data trends. Where required under Annex L, non-compliant location codes will be resolved under direction from Defence.

AECOM will ensure that electronic data deliverables (EDDs) from the laboratory include required information for automatic upload into the EDMS, such as including the correct Project ID in Esdat files and including the Defence ESdat auto-upload email address (DERP.LabReports@esdat.com.au) in the laboratory report recipient list.

AECOM will ensure that field data is uploaded, and laboratory data is uploaded and approved into the EDMS, and that QA/QC data is correctly reconciled for each monitoring event.

4.10 Adopted Screening Criteria

Adopted screening criteria references national guidance in the form of the PFAS National Environmental Management Plan, Defence estate and environmental strategies, and Defence PFAS-specific strategies and guidance.

At the time of preparing this SAQP, a number of guidance documents were in circulation in Australia including:

- PFAS National Environmental Management Plan (NEMP) Version 2.0, Heads of EPA (HEPA) Australia and New Zealand. January 2020 (HEPA, 2020)
- Department of Health (DoH), 2017. Health Based Guidance Values for PFAS for use in site investigations in Australia. April 2017 (FSANZ, 2017)
- National Health and Medical Research Council (NHMRC), 2019. Guidance on PFAS in Recreational Water. August 2019 (NHMRC, 2019)

D R A F T

- National Environment Protection (Assessment of Site Contamination) Measure 1999, Schedule B1, as amended in 2013 (ASC NEPM, 2013)

The adopted PFAS screening criteria to assess the data generated as part of the SAQP are presented in **Table 10** and **Table 11** below, for human and ecological receptors respectively. Note that the HEPA NEMP 2.0 (2020) does not provide screening criteria for PFAS in Sediments.

Table 10 Summary of Adopted Screening Criteria – human health

Media	Pathway	Compound	Criteria	Comment/Reference
Water - groundwater	Drinking water	PFOS+ PFHxS	0.07 µg/L	The values presented in the PFAS NEMP, 2020 are from DoH 2017, which published final health-based guidance values for PFAS for use in site investigations in Australia. DoH utilised the tolerable daily intake (TDI) for PFOS and PFOA from FSANZ, 2017 and the methodology described in Chapter 6.3.3 of the National Health and Medical Research Council's (NHMRC) Australian Drinking Water Guidelines (ADWG), 2022 to determine drinking water values. *All groundwater results will be compared to these criteria.*
		PFOA	0.56 µg/L	
Water – surface water	Recreational use	PFOS + PFHxS	2 µg/L	In August 2019, NHMRC released guidance on the assessment of PFAS in surface water. Rather than adopting an ingestion rate of 0.2 litres (L) of water per day (as per the ADWG formula), NHMRC adjusted this rate with consideration of an event frequency (150 events/year) to calculate an annual ingestion rate of 30 L per year. The revised recreational use criteria presented in NHMRC have been adopted by the PFAS NEPM 2.0 (HEPA, 2020) *All surface water results will be compared to these criteria.*
		PFOA	10 µg/L	

D R A F T

Table 11 PFAS criteria summary: Ecological

Media	Pathway	Compound	Criteria	Comment/Reference
Water – groundwater and surface water	Freshwater	PFOS	0.00023 µg/L	The values are from the PFAS NEMP (HEPA, 2020) which endorsed the Australian and New Zealand Guidelines for Fresh and Marine Water Quality – draft default guideline values. AECOM understands that these guidelines are currently being reviewed and will consider the appropriateness of considering any future revision. The 99% species protection level has been applied for high value conservation systems. This approach is generally adopted for chemicals that bioaccumulate and biomagnify in wildlife. It is proposed that the laboratory LOR is adopted for the purposes of preliminary screening of analytical water results, rather than sole use of the criteria value. *All surface water and groundwater results will be compared to these criteria.*
		PFOA	19 µg/L	

4.11 Waste Management

Due to the proposed “no purge” sampling methodology adopted for the majority of the groundwater monitoring locations and the grab samples from the designated surface water sampling locations, it is not anticipated that significant volumes of liquid waste would be generated that would require onsite management and disposal.

All consumables (i.e. HydraSleeves™, general rubbish) will be bagged and placed in on-Site general waste bins for disposal.

4.12 Quality Assurance/Quality Control Sampling

4.12.1 Intra-laboratory and Inter-laboratory Duplicate Samples

Intra-laboratory (blind) duplicate samples and inter-laboratory (split) duplicate samples will be collected and analysed at a minimum frequency of 1 in 10 primary samples, in accordance with the quality control and quality assurance requirements outlined in OMP (Defence, 2019a) and HEPA (2020).

4.12.2 Rinsate Samples

Rinsate blank samples will be collected and analysed at a minimum frequency of 1 per day of fieldworks, in accordance with the quality control and quality assurance requirements outlined in OMP (Defence, 2019a) and HEPA (2020).

Rinsate blanks will be collected by pouring laboratory supplied deionised water over decontaminated gauging and sampling equipment that will be re-used (e.g. interface probe, trowel).

4.13 Fieldwork Documentation

4.13.1 Field Notes

Field notes will be maintained to record all field sampling events and include observations made at each sample location. Field notes will include general site setting, location information, and information specific to the sample media, as follows:

- Weather conditions, and visual or olfactory conditions at the location

D R A F T

- Location coordinates and means of access, and any changes from previous access to a specific location
- Groundwater samples – the observed characteristics of the sample (e.g. colour, turbidity, presence/absence and nature of odours, presence/absence of slicks or sheens) and measured field water quality parameters (pH, EC, DO, ORP, temperature) will be recorded. Condition of monitoring wells and gauging details will also be recorded.
- Surface water samples – the observed characteristics of the sample (e.g. colour, turbidity, presence/absence and nature of odours, presence/absence of slicks or sheens) and field water quality parameters (pH, EC, DO, ORP, temperature) will be recorded. Additionally, a description of each surface water sampling location will be recorded, such as indicating the waterbody type (lake, stream, etc.), presence/absence of water flow, and waterbody width.
- Sediment samples – the observed characteristics of the sample (e.g. colour, soil type, moisture, presence/absence and odours) and the depth will be recorded.
- The quality control (e.g. duplicate and inter-laboratory duplicate) sample details be recorded.

AECOM's tablet-based Environmental Data Collection and Analysis ('EDCA') tool will be utilized by field staff to capture consistent field data based on project specific requirements, minimise potential data transcription errors, allow on-the-spot identification of potentially erroneous data in comparison to historical data and facilitate efficient data transfer to multiple data systems including Esdat.

4.13.2 Sample Labels

Sample containers will be labelled, as a minimum, with the following information:

- AECOM project number
- Name of sampler
- Sample ID
- Date of sample collection

An indelible felt pen will be used for labelling, to ensure that the lettering is not erased during transit to the laboratory. Sample containers that are sent to the primary laboratory, ALS, will also be scanned into the laboratory's custom-built mobile app (by scanning the barcode applied to each laboratory-supplied container) for streamlined labelling and Chain of Custody (COC) creation and to ensure compliant sample IDs are used in the field.

4.13.3 Chain of Custody Forms

A CoC form will be completed, documenting the sample identification number and analytes. The CoC documents the chain of events from sample collection to delivery at the laboratory and provides a traceable account of sample handling. The CoC form will be signed by both the sample collector and the receiving laboratory.

The CoC form will include the following information:

- Job number
- Date and time of sample collection
- Sample id
- Type of containers
- Name of sampler
- Laboratory to be used
- Analyses required
- Any comments
- Signatures of the sampler and laboratory receiver.

In the event that additional samples are collected during the field investigations due to observations made by the Field Team, (i.e. samples not proposed in this SAQP), Defence will be provided the rationale for collection of those samples and proposed laboratory analyses. Defence approval will be sought to include these samples on the CoC and to dispatch these samples to the laboratory.

Upon receipt of the original documents accompanying the samples at the laboratory, the laboratory will provide a sample receipt document (noting the temperature of samples upon receipt, analyses required and any non-conformances) and return the signed CoC form and sample receipt notification (SRN) to confirm analyses to be performed and the due date for the analytical results.

4.14 Reporting

4.14.1 Sampling Event Factual Report

AECOM will prepare and submit a Sampling Event Factual Report to Defence following the completion of each sampling event. The Sampling Event Factual Report will include:

- details of the scope completed
- a description of the sampling methodologies used
- identification of any components of the scope that could not be completed
- a summary of field observations (e.g. any visual or olfactory observations that may indicate impacts to surface water or groundwater) and water quality parameter measurements
- evaluation of the applicability of adopted assessment levels
- a presentation of the analysis results in a table that includes comparisons with PFAS guidelines
- a presentation of groundwater levels for the event on a figure with inferred contours and inferred groundwater flow direction
- review of the suitability of the data for assessment purposes (QA/QC evaluation)
- inclusion of the following information as attachments:
    - Field data including field water quality parameter and gauging measurements
    - Chain of custody forms
    - Laboratory analytical certificates
    - Equipment calibration certificates.

The Sampling Event Factual Report will be provided to Defence no later than four weeks after completion of the field component. AECOM will inform Defence in the case of delays in laboratory results.

4.14.2 Ongoing Monitoring Interpretive Reports

At the end of each 12-month monitoring period, AECOM will prepare and submit an Interpretive Report to Defence. Each Interpretive Report will include:

- evidence of compliance with the requirements of the SAQP and meeting stated objectives of the OMP (Defence, 2019a)
- relevant figures depicting sampling locations and site-specific hydrogeological features
- laboratory results and analysis including comparison with relevant screening criteria as identified in the OMP (Defence, 2019a)
- assessment and commentary on appropriate QA/QC procedures
- a review of the Conceptual Site Model and provision of a revised Conceptual Site Model if required
- data interpretation, including trends in groundwater concentration, gradient and flow directions

D R A F T

- assessment of statistically based trends (as described in Step 3 and 5 of the DQOs) that may inform decision making when it comes to the revision of the OMP including whether a review of the Conceptual Site Model is required or whether the risk profile has changed overall, or for any specific location at the Site, and a recommendation as to whether this should trigger an OMP and/or PMAP review, or other action.
- Inclusion of the following information as attachments:
  - Field data including field water quality parameter and gauging measurements
  - Chain of custody forms
  - Laboratory analytical certificates
  - Equipment calibration certificates.

Interpretive reports will be prepared in accordance with Defence OMP Interpretive Report Guidance (November 2021).

D R A F T

5.0 Deviations from OMP

While the scope of works and methodology described in this SAQP are generally consistent with that presented in the OMP (Defence, 2019a), a number of points of deviation are noted (refer to **Table 12** below).

Table 12 Deviations from OMP

No.	Description	Rationale
1	Use of HydraSleeves™ rather than low flow/bladder pumps for the collection of groundwater samples	The OMP (Defence, 2019a) specified that groundwater samples were to be collected using low flow sampling equipment (bladder pump). As part of AECOM's tender submission for the Defence OMP Program in March 2019, it was proposed to complete groundwater sampling across all Defence regions utilising no-purge HydraSleeves™. In addition to time and cost saving considerations, the adoption of HydraSleeves™ across the broader program was aimed to improve consistency, quality and comparability of groundwater data across sites and regions. In the event that a HydraSleeve™ fails to deploy or has been removed inadvertently (i.e. by non-OMP project), the sample will be collected using a dedicated disposable bailer.
2	Adoption of Revised Recreational Screening Criteria for PFOS+PFHxS and PFOA	Following the release of the OMP (Defence, 2019a) in August 2019, the National Health and Medical Research Council (NHMRC), published guidance on PFAS in Recreational Water. The adopted screening criteria for PFOS+PFHxS and PFOA in surface water have therefore been revised to 2 µg/L and 10 µg/L, respectively. This is reflected in **Table 10**.
3	SW/SD040 and SW/SD041	In November 2019, AECOM was instructed by Defence to omit residential sampling locations SW/SD040 and SW/SD041 from the OMP program due to sensitivities with the landowner
4	Removal of Mass Flux Assessment from OMP Program	In November 2019, Defence instructed AECOM to remove activities related to the assessment of mass flux at the Site from the OMP as these will be completed under a separate program of works (PMAP Implementation Contract).
5	Removal of MW019	In November 2019, AECOM was unable to locate monitoring well MW019 in Rickabys Drop Zone and noted that it was likely that this well had been destroyed due to the presence of PVC pipe fragments in the general vicinity. Given that nearby monitoring wells MW015 and MW016 provide sufficient coverage of the area, AECOM recommended that this location be removed from the OMP in the November 2019 Sampling Event Factual Report. MW019 was subsequently removed from the OMP.
6	Removal of MW029	AECOM was unable to locate monitoring well MW029 during the November 2019, May 2020 and November 2020 sampling events. Given that the existing monitoring well network provides sufficient coverage of this area, AECOM recommended the removal of MW029 from the OMP in the November 2020

D R A F T

No.	Description	Rationale
		Sampling Event Factual Report. MW029 was subsequently removed from the OMP.
7	Non-PFAS Analysis	On 27 January 2021, Defence instructed AECOM to discontinue the analysis of samples for non-PFAS analytes unless it was specifically requested in the OMP or approved by Defence.
8	Removal of collection of continuous water level data	In consultation with the Lead Consultant (AECOM), it was agreed that the requirement to collect continuous water level data at seven ground water loggers and four surface water level loggers for a minimum period of 12 months has been fulfilled. The continuous water level logger data collected between November 2019 and May 2021 was considered to provide a sufficiently representative data set for the purposes of the OMP, and can now be discontinued. Therefore, this task has been removed from the updated SAQP.
9	POT001 and POT002 replaced with MW120 and MW121	During the May 2021 sampling event, private property bores POT001 and POT002 were observed to have been decommissioned by the property owner. The property owner informed AECOM that they had replaced these bores with two new bores (denoted as MW120 and MW121) that had been installed to depths of 16.81 m bgs and 17.31 m bgs (respectively). As discussed, and agreed with Defence on 7 May 2021, private bore locations POT001 and POT002 have been removed from the OMP scope of works and replaced with MW120 an MW121.
10	Collocated Surface Water and Sediment Location (SW081 / SD081)	As presented to the NSW TAG on 27 October 2021, a new collocated surface water and sediment sample (denoted as SW081 / SD081) has been added to the OMP scope. The rationale for this new location is to assess concentrations of PFAS leaving Bakers Lagoon to the north via an ephemeral tributary that flows beneath Cornwallis Road before discharging to the Hawkesbury River.
11	Residential Bore Sampling Methodology	Given that during May 2020, no infrastructure (i.e. taps) were connected to private property bores MW120 and MW121, the proposed sampling methodology detailed in Table 9 has been amended to reference either low flow sampling or bailer sampling.
12	Ratio of Intra- and Inter-laboratory duplicates	To align with the guidance presented in the HEPA NEMP 2.0 (2020), the target ratio of intra- and inter-laboratory duplicate samples has been amended to be 1 per 10 primary samples.
13	11 additional monitoring wells added to OMP scope	On 11 November 2021, Defence requested that AECOM add 11 additional groundwater monitoring wells (MW004, MW106, MW107D, MW0107I, MW108, MW109, MW110, MW111, MW112, MW113 and MW114) to the OMP scope of works to be sampled on a biannual basis for PFAS. The addition of these monitoring wells to the OMP is in response to a recommendation made in AECOM (2021) *RAAF Richmond PFAS Mass Flux – October 2021*. The purpose of monitoring these wells is to provide additional groundwater mass flux data.

D R A F T

No.	Description	Rationale
14	Three additional monitoring wells added to OMP scope	On 19 November 2021, Defence requested that AECOM add three additional groundwater monitoring wells (MW117, MW118 and MW119) to the OMP scope of works to be sampled on a biannual basis for PFAS. The addition of these monitoring wells to the OMP is in response to a recommendation made in AECOM (2020) *RAAF Richmond Former Fire Training Ground (FFTG) Remedial Action Plan (RAP) – October 2021.* The purpose of monitoring these wells is to assess the effectiveness of the remedial activities undertaken at the FFTG in 2021.
15	Removal of MW006 and MW099	During the November 2021 OMP sampling event, monitoring wells MW006 and MW099 were observed to have been destroyed and were unable to be sampled. AECOM recommended that these locations be removed from the OMP, as the existing monitoring well network provides sufficient coverage in these areas. MW006 and MW099 were subsequently removed from the OMP.
16	Removal of MW117, MW118 and MW119	Monitoring wells MW117, MW118 and MW119 (located on-site, airside) were compromised by surface water ingress in 2021. AECOM received direction from Defence (correspondence dated 24 May 2022) to remove these wells from the OMP scope of works.
17	Removal of MW095	Given that the existing monitoring well network provides sufficient coverage in this area, AECOM recommended in the *Sampling Event Factual Report – May 2022* that this location be removed from the OMP scope of works. MW095 was subsequently removed from the OMP.
18	Removal of MW120, MW121, SW032 and SD032	Due to access restrictions, AECOM recommended in the *Sampling Event Factual Report – May 2022* that these private property locations be removed from the OMP scope of works. MW120, MW121, SW032 and SD032 were subsequently removed from the OMP.
19	Addition of one new collocated surface water/sediment location: SW085 and SD085	Following the removal of collocated surface water/sediment sampling locations SW032/SD032 from the OMP in 2022, Defence instructed AECOM to assess alternate access arrangements to Bakers Lagoon to collect surface water and sediment data. In February 2023, access to Bakers Lagoon for the purposes of sampling has been secured under an access agreement with a local resident.
20	MW097 and MW098 replaced with MW143 and MW144	Monitoring wells MW097 and MW098 were unable to be sampled during the November 2022 sampling event, as they could not be located despite multiple attempts being made and the use of a surveyor with a differential GPS. Both wells are likely to have been destroyed during the floods proceeding the sampling event. The lack of data from this area presented a data gap in the off-site coverage of the down-hydraulic extent of the identified PFAS groundwater plume. As such, AECOM proposed the replacement of these monitoring wells with new wells of similar construction.

D R A F T

No.	Description	Rationale
		New monitoring wells MW143 and MW144, installed on 26 April 2023, replacing MW097 and MW098 (respectively) in the OMP scope of works, from the May 2023 sampling event.
21	Removal of monitoring well MW044	In the November 2022 Sampling Event Factual Report, AECOM recommended the removal of monitoring well MW044 from the OMP as it could not be located during the November 2022 event despite the assistance of a metal detector and a surveyor using a differential GPS. It is considered likely that the well was destroyed during base redevelopment works. Following discussions with Defence's Lead Consultant and given that there are a number of other existing monitoring wells nearby being sampled under the OMP (e.g. MW045 and MW46), AECOM considered that the remaining well network provides sufficient coverage of this area.
22	Removal of additional non-PFAS data analysis	The additional analysis part of the original scope of works included: nutrients (ammonia, nitrate, nitrite, phosphorous), selected metals (aluminium, bromine, iron and manganese), and anions and cations. In the previous revision of the SAQP (Rev J) this analysis was to be scheduled for samples from monitoring wells MW001, MW009, MW010, MW022, MW075, MW081 MW082, MW091, MW097 and MW098, and surface water sampling locations SW003, SW008, SW009, SW015, SW016, SW020, SW022, SW023, SW024 and SW035. The original objective for conducting the additional analysis was to identify potential correlation between PFAS and non-PFAS concentrations, in order to identify any significant off-site contributions to PFAS concentrations from agriculture or heavy industries. Sufficient non-PFAS data was collected during the initial OMP implementation period (a three year period) and no correlation was found based on the data collected to date. As such, the requirement to collect and analyse non-PFAS data was re-assessed in conjunction with Defence's current Lead Consultant (AECOM) and was determined no longer necessary. Following the review of the *Sampling Event Factual Report – November 2022*, on 17 March 2023, Defence approved of the removal of the non-PFAS data analysis requirement.

D R A F T

6.0 References

AECOM Australia Pty Ltd, 2018a. *RAAF Base Richmond – PFAS Investigation: Detailed Site Investigation*. June 2018.

AECOM Australia Pty Ltd, 2018b. *RAAF Base Richmond – PFAS Investigation: Human Health Risk Assessment*. 7 November 2018.

AECOM Australia Pty Ltd, 2018c. *RAAF Base Richmond – PFAS Investigation: Ecological Risk Assessment*. 7 November 2018.

AECOM Australia Pty Ltd, 2020a. *Short Form Remedial Action Plan, Former Fire Training Ground, RAAF Base Richmond*. 10 September 2020.

AECOM Australia Pty Ltd, 2021a. *Sampling Event Factual Report, May 2021. PFAS OMP – RAAF Base Richmond*. 8 July 2021.

AECOM Australia Pty Ltd, 2021b *Memorandum – RAAF Base Richmond – Event #3 Sampling Results – January 2021.* 13 July 2021.

AECOM Australia Pty Ltd, 2021c. PFAS Mass Flux Report, PMAP Delivery, RAAF Base Richmond. 1 October 2021.

AECOM Australia Pty Ltd, 2021d. *Annual Interpretive Report – 2020. PFAS OMP – RAAF Base Richmond*. 29 November 2021.

AECOM Australia Pty Ltd, 2022a. *Memorandum – RAAF Base Richmond – Event #4 Sampling Results – November 2021.* 29 April 2022.

AECOM Australia Pty Ltd, 2022b. *Sampling Event Factual Report, November 2021. PFAS OMP – RAAF Base Richmond*. 29 April 2022.

AECOM Australia Pty Ltd, 2022c. *Memorandum – RAAF Base Richmond – Event #5 Sampling Results – February 2022*. 23 September 2022.

AECOM Australia Pty Ltd, 2022d. *Memorandum – RAAF Base Richmond – Baseline Event #4 Sampling Results – January 2022*. Revision B, 1 November 2022.

AECOM Australia Pty Ltd, 2022e. Remediation Data Gap Assessment Report – Base Wide RAP – PMAP Delivery, RAAF Base Richmond. 13 October 2022.

AECOM Australia Pty Ltd, 2022f. Sampling Event Factual Report, May 2022 – PFAS OMP, RAAF Base Richmond. 20 December 2022.

AECOM Australia Pty Ltd, 2023a. Sampling Event Factual Report, November 2022 – PFAS OMP, RAAF Base Richmond. 21 April 2023.

AECOM Australia Pty Ltd, 2023b. *Sampling Event Factual Report, May 2023. PFAS OMP – RAAF Base Richmond*. Revision 0, 3 August 2023.

AECOM Australia Pty Ltd, 2023b. *Sampling Event Factual Report, May 2023. PFAS OMP – RAAF Base Richmond*. Revision 0, 3 August 2023.

AECOM Australia Pty Ltd, 2023c *Ongoing Monitoring Interpretive Report 2021 - 2023. PFAS OMP – RAAF Base Richmond*. Revision F, 11 August 2023.

Australian and New Zealand Guidelines, 2018. *Australian and New Zealand Guidelines for Fresh and Marine Water Quality.*

ASC NEPM, 2013. *Schedule B2. National Environment Protection (Assessment of Site Contamination) Measure 1999 (as amended 2013) Schedule B2 Guideline on Site Characterisation*.

ASC NEPM, 2013. *Schedule B4. National Environment Protection (Assessment of Site Contamination) Measure 1999 (as amended 2013) Schedule B4 Guideline on Site-Specific Health Risk Assessment Methodology*.

D R A F T

ASC NEPM, 2013. *Schedule B7. National Environment Protection (Assessment of Site Contamination) Measure 1999 (as amended 2013) Schedule B7 Guideline on Derivation of Health-Based Investigation Levels*.

Department of Defence, 2019a. *Royal Australian Air Force (RAAF) Base Richmond PFAS Ongoing Monitoring Plan* – August 2019.

Department of Defence, 2019b. *Royal Australian Air Force (RAAF) Base Richmond PFAS Management Area Plan* – August 2019.

Department of Defence, 2021. *Contamination Management Manual.* August 2018, Amended June 2021.

Department of Defence, 2019. *Pollution Prevention Guideline – Annex 1L Routine Water Quality Monitoring.* August 2019.

Department of Defence, 2021. *PFAS OMP Factual Report Guidance, Version 0.2 May 2021*

Department of Defence, 2021. *PFAS OMP Interpretive Report Guidance, Version 0.3 November 2021*

enHealth, 2012a. *Environmental Health Risk Assessment: Guidelines for assessing human health risks from environmental hazards*.

enHealth, 2012b. *Australian Exposure Factor Guide. Department of Health and Ageing*.

FSANZ, 2017. *Supporting Document 1: Hazard assessment report – Perfluorooctane Sulfonate (PFOS), Perfluorooctanoic Acid (PFOA), Perfluorohexane Sulfonate (PFHxS)*.

Heads of EPAs Australia and New Zealand (HEPA) 2020. *PFAS National Environmental Management Plan 2.0*. January 2020.

National Health and Medical Research Council (NHMRC), 2011. *Australian Drinking Water Guidelines 6, 2011. Version 3.7 Updated January 2022.* January 2022.

Standards Australia, 1998. AS/NZ 5667:1998 *Water quality – sampling.*

Appendix A

Figures

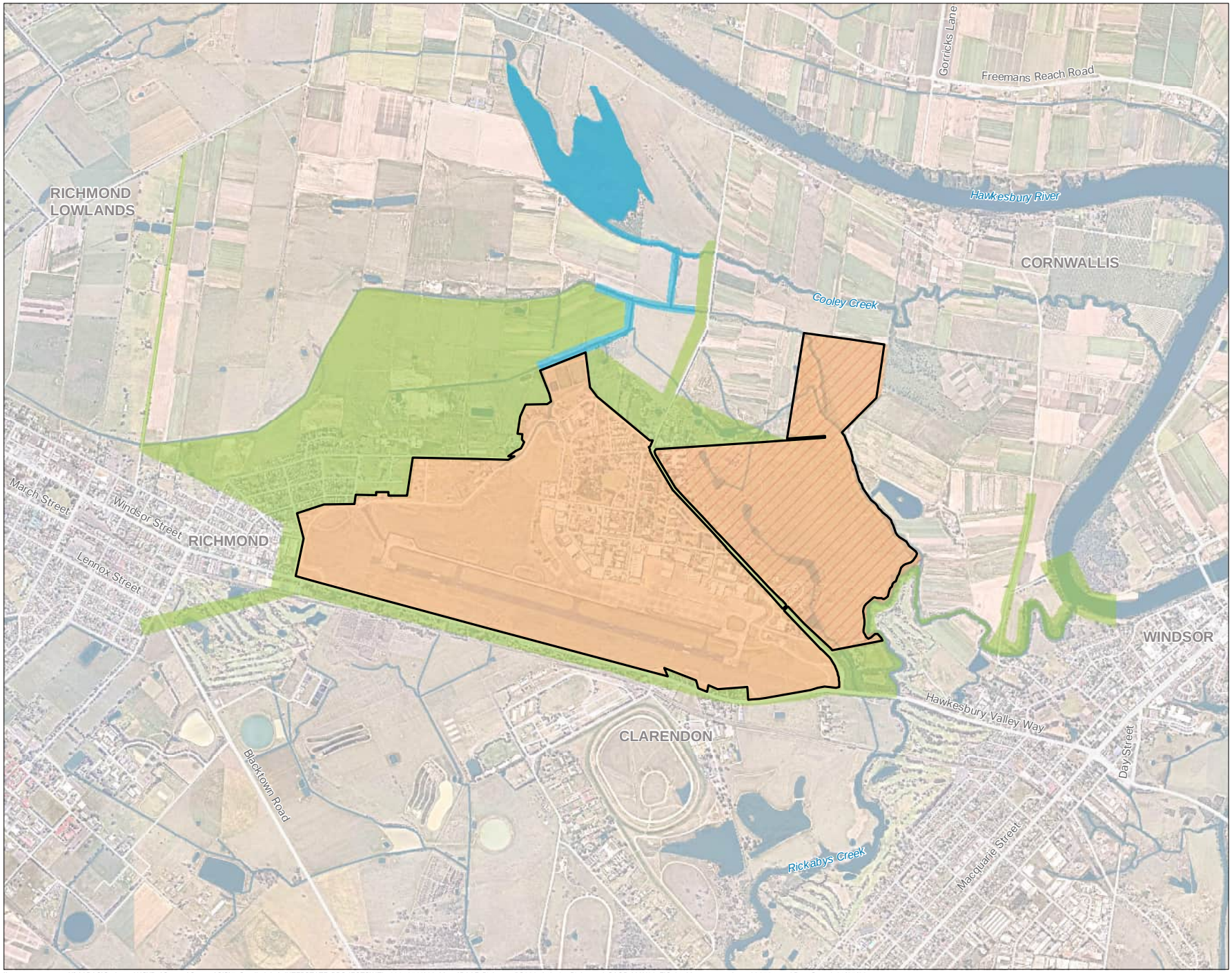

AECOM

N

0 300 600 m

Legend

- Site Boundary
- Bakers Lagoon Management Area
- Offsite Management Area
- Onsite Management Area
- Rickabys Drop Zone

FIGURE 1:
MANAGEMENT AREAS

PROJECT NAME:
PFAS OMP
REPORT NAME:
Sampling and Analysis Quality Plan
PFAS OMP
RAAF Base Richmond (0902)
CLIENT NAME:
Department of Defence
PROJECT NUMBER:
60612562

Copyright: Copyright in material relating to the base layers (contextual information) on this page is licensed under a Creative Commons, Attribution 4.0 International licence © Department of Finance, Services & Innovation 2019, (Digital Cadastral Database and/or Digital Topographic Database).

The terms of Creative Commons Attribution 4.0 International License (CC BY 4.0) are available from https://creativecommons.org/licenses/by/4.0/legalcode (Copyright Licence)

Neither AECOM Australia Pty Ltd (AECOM) nor the Department of Finance, Services & Innovation make any representations or warranties of any kind, about the accuracy, reliability, completeness or suitability or fitness for purpose in relation to the content (in accordance with clause 5 of the Copyright Licence). AECOM has prepared this document for the sole use of its Client based on the Client's description of its requirements having regard to the assumptions and other limitations set out in this report.

Source:
Department of Finance, Services and Innovation, 2019
Imagery @ Nearmap, 2019

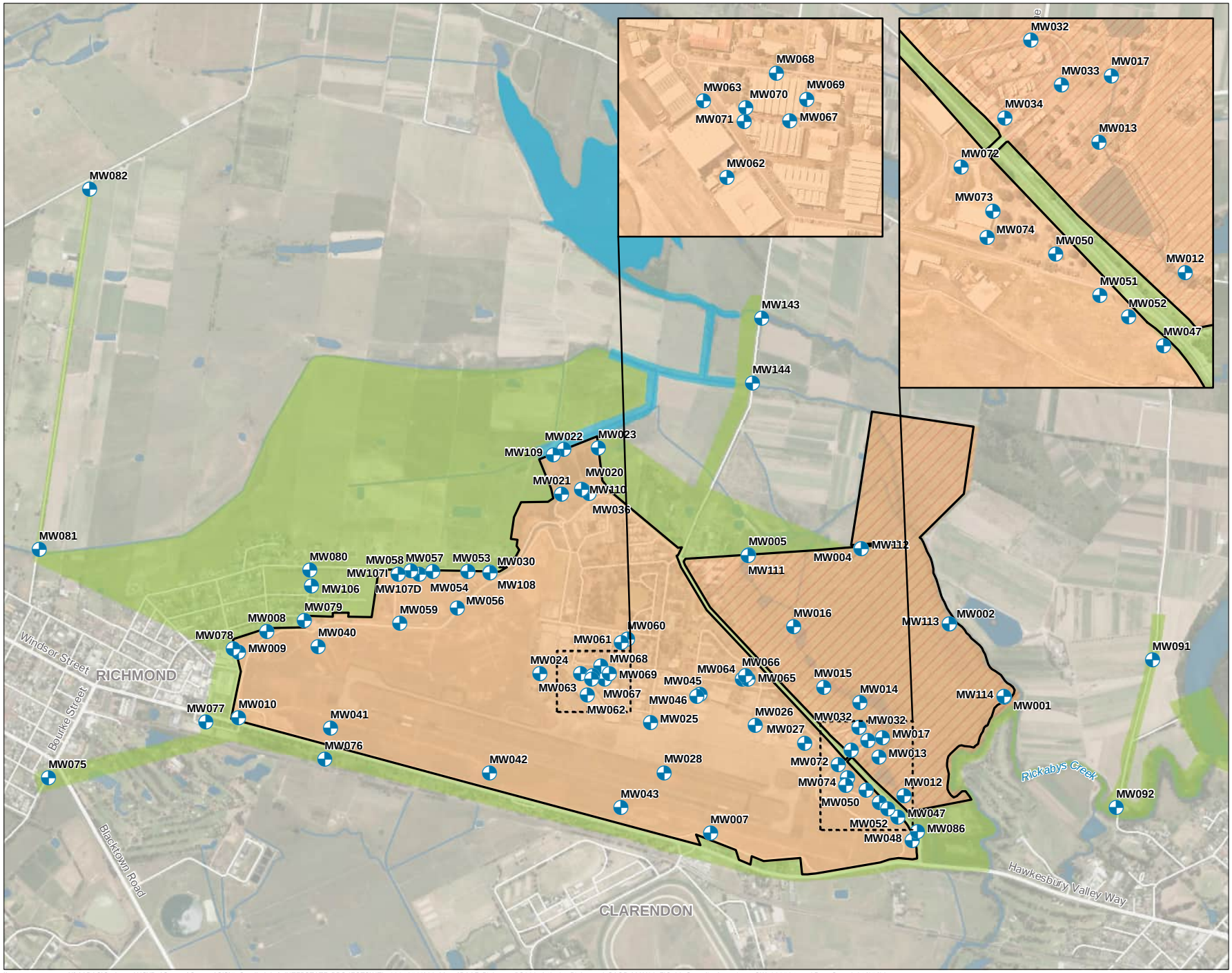

AECOM

N

0 200 400 m

Legend

- Site Boundary
- Bakers Lagoon Management Area
- Offsite Management Area
- Onsite Management Area
- Rickabys Drop Zone
- Groundwater Sample Location

FIGURE 2: GROUNDWATER SAMPLE LOCATIONS

PROJECT NAME:
PFAS OMP
REPORT NAME:
Sampling and Analysis Quality Plan
PFAS OMP
RAAF Base Richmond (0902)
CLIENT NAME:
Department of Defence
PROJECT NUMBER:
60612562

Copyright: Copyright in material relating to the base layers (contextual information) on this page is licensed under a Creative Commons, Attribution 4.0 International licence © Department of Finance, Services & Innovation 2019, (Digital Cadastral Database and/or Digital Topographic Database).

The terms of Creative Commons Attribution 4.0 International License (CC BY 4.0) are available from https://creativecommons.org/licenses/by/4.0/legalcode (Copyright Licence)

Neither AECOM Australia Pty Ltd (AECOM) nor the Department of Finance, Services & Innovation make any representations or warranties of any kind, about the accuracy, reliability, completeness or suitability or fitness for purpose in relation to the content (in accordance with clause 5 of the Copyright Licence). AECOM has prepared this document for the sole use of its Client based on the Client's description of its requirements having regard to the assumptions and other limitations set out in this report.

Source:
Department of Finance, Services and Innovation, 2019; © Department of Customer Service 2020

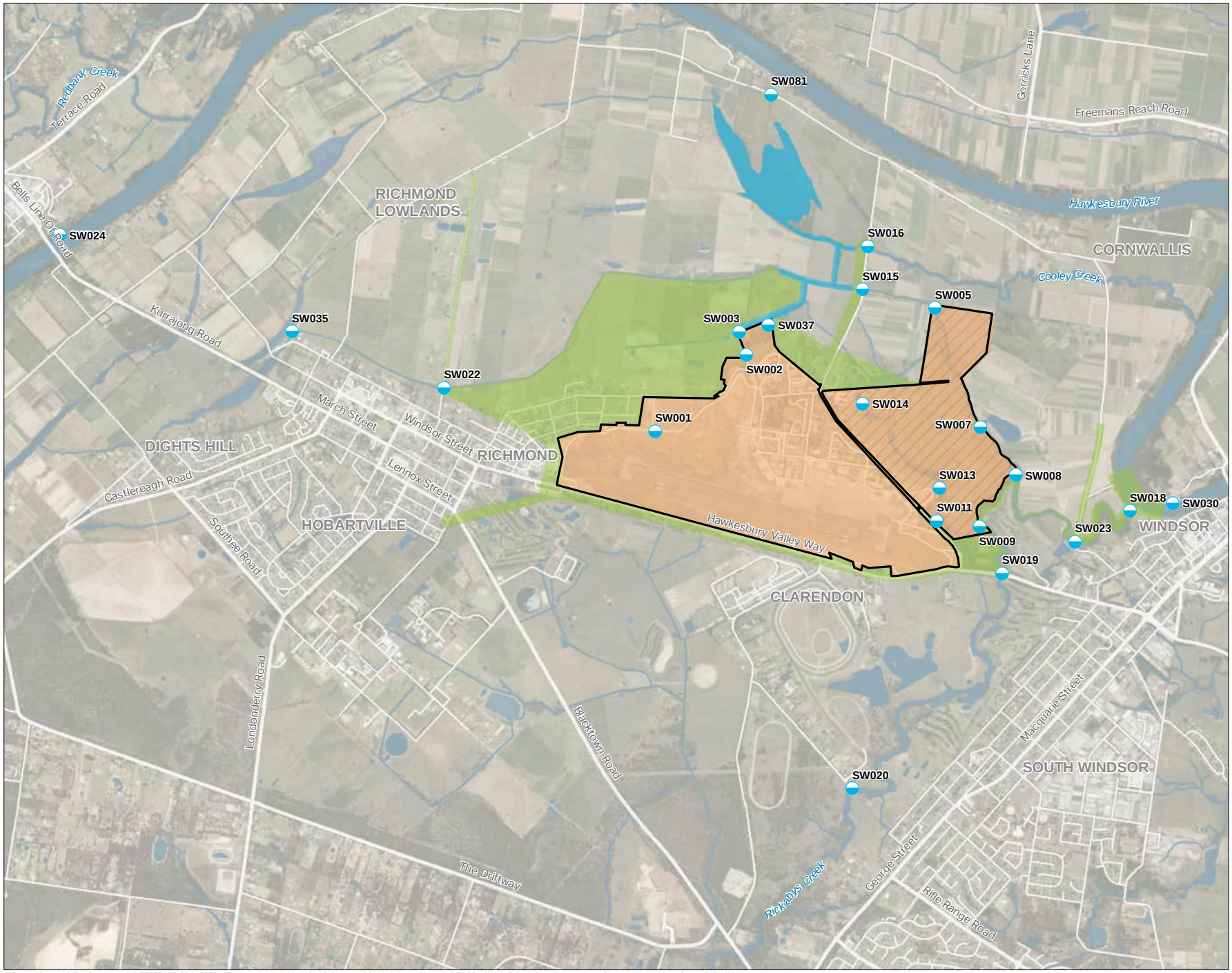

AECOM

N

0 400 800 m

Legend

- Site Boundary
- Bakers Lagoon Management Area
- Offsite Management Area
- Onsite Management Area
- Rickabys Drop Zone
- Surface Water Sample Location

Due to privacy considerations, location SW085 cannot be shown

FIGURE 3: SURFACE WATER SAMPLE LOCATIONS

PROJECT NAME:
PFAS OMP
REPORT NAME:
Sampling and Analysis Quality Plan
PFAS OMP
RAAF Base Richmond (0902)
CLIENT NAME:
Department of Defence
PROJECT NUMBER:
60612562

Copyright: Copyright in material relating to the base layers (contextual information) on this page is licensed under a Creative Commons, Attribution 4.0 International licence © Department of Finance, Services & Innovation 2019, (Digital Cadastral Database and/or Digital Topographic Database).

The terms of Creative Commons Attribution 4.0 International License (CC BY 4.0) are available from https://creativecommons.org/licenses/by/4.0/legalcode (Copyright Licence)

Neither AECOM Australia Pty Ltd (AECOM) nor the Department of Finance, Services & Innovation make any representations or warranties of any kind, about the accuracy, reliability, completeness or suitability or fitness for purpose in relation to the content (in accordance with clause 5 of the Copyright Licence). AECOM has prepared this document for the sole use of its Client based on the Client's description of its requirements having regard to the assumptions and other limitations set out in this report.

Source:
Department of Finance, Services and Innovation, 2019; © Department of Customer Service 2020

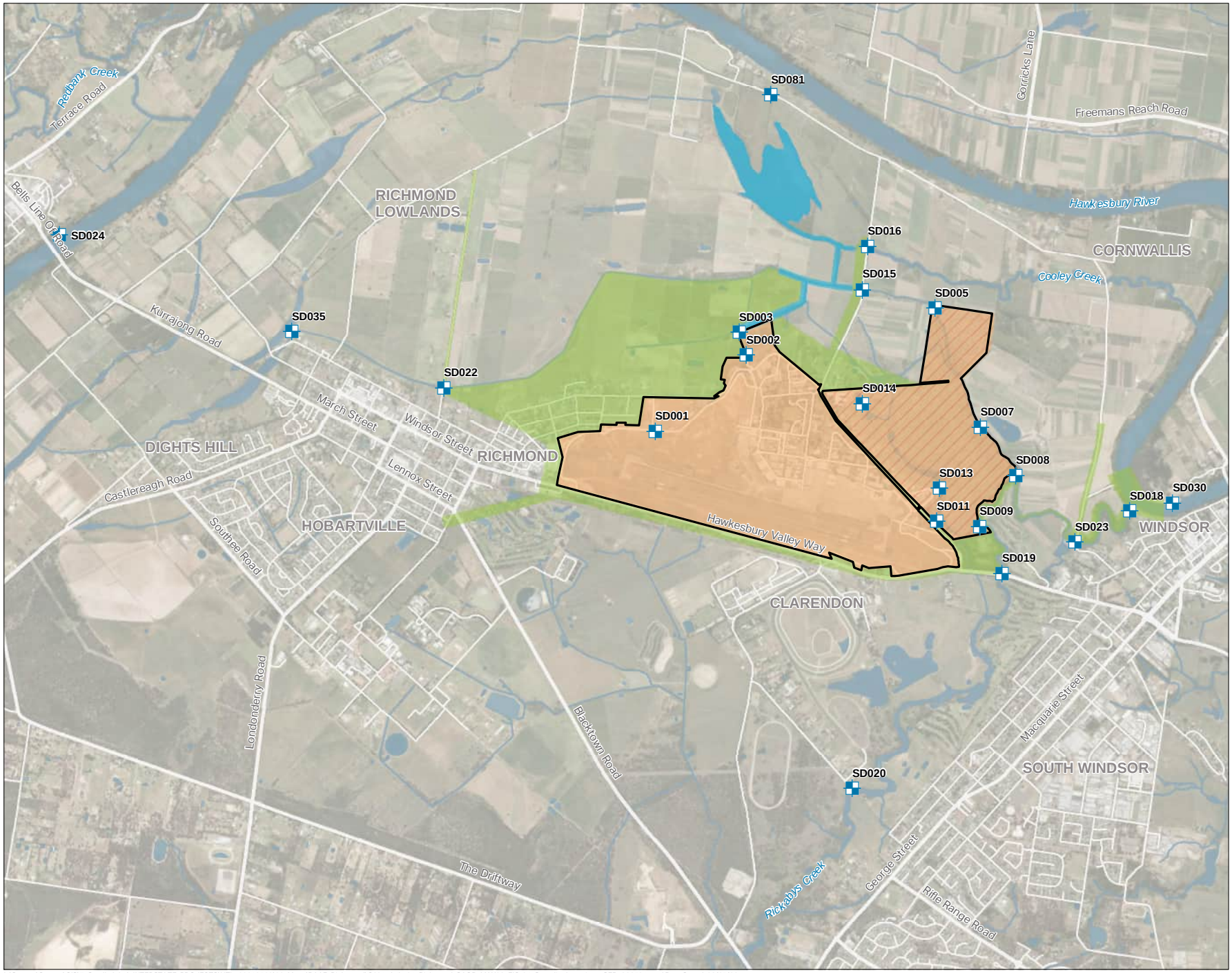

AECOM

N

0 400 800 m

Legend

- Site Boundary
- Bakers Lagoon Management Area
- Offsite Management Area
- Onsite Management Area
- Rickabys Drop Zone
- Sediment Sample Location

Due to privacy considerations, location SD085 cannot be shown

FIGURE 4: SEDIMENT SAMPLE LOCATIONS

PROJECT NAME:
PFAS OMP
REPORT NAME:
Sampling and Analysis Quality Plan
PFAS OMP
RAAF Base Richmond (0902)
CLIENT NAME:
Department of Defence
PROJECT NUMBER:
60612562

Copyright: Copyright in material relating to the base layers (contextual information) on this page is licensed under a Creative Commons, Attribution 4.0 International licence © Department of Finance, Services & Innovation 2019, (Digital Cadastral Database and/or Digital Topographic Database).

The terms of Creative Commons Attribution 4.0 International License (CC BY 4.0) are available from https://creativecommons.org/licenses/by/4.0/legalcode (Copyright Licence)

Neither AECOM Australia Pty Ltd (AECOM) nor the Department of Finance, Services & Innovation make any representations or warranties of any kind, about the accuracy, reliability, completeness or suitability or fitness for purpose in relation to the content (in accordance with clause 5 of the Copyright Licence). AECOM has prepared this document for the sole use of its Client based on the Client's description of its requirements having regard to the assumptions and other limitations set out in this report.

Source:
Department of Finance, Services and Innovation, 2019; © Department of Customer Service 2020

DRAFT

Appendix B

Standard PFAS Analytical Suite Guidance

Australian Government
Defence

Department of Defence

PFAS INVESTIGATION AND MANAGEMENT

GUIDANCE DOCUMENT E
STANDARD PFAS ANALYTICAL SUITE

Document Version History

Document Reference	Revision	Date
AF29889468	1	10 July 2017
AF32594670	2	21 March 2018
AF32594670	3	6 April 2018
BS24034025	4	1 October 2021
BS24034025	5	29 June 2022

Analytical laboratories analyse a range of PFAS which includes a small subset of all possible PFAS. These analytical suites vary between laboratories and over time as new chemical standards become available. The minimum suite required for Defence PFAS investigations and management is listed in Table 1.

Table 1 Minimum PFAS analytical suite for Defence PFAS investigations and management

Group	Acronym	Chemical Compound	CAS No.
Perfluoroalkane Sulfonic Acids	PFBS	Perfluorobutane sulfonic acid	375-73-5
	PFPeS	Perfluoropentane sulfonic acid	2706-91-4
	PFHxS	Perfluorohexane sulfonic acid	355-46-4
	PFHpS	Perfluoroheptane sulfonic acid	375-92-8
	PFOS	Perfluorooctane sulfonic acid	1763-23-1
	PFDS	Perfluorodecane sulfonic acid	335-77-3
Perfluoroalkane Carboxylic Acids	PFBA	Perfluorobutanoic acid	375-22-4
	PFPeA	Perfluoropentanoic acid	2706-90-3
	PFHxA	Perfluorohexanoic acid	307-24-4
	PFHpA	Perfluoroheptanoic acid	375-85-9
	PFOA	Perfluorooctanoic acid	335-67-1
	PFNA	Perfluorononanoic acid	375-95-1
	PFDA	Perfluorodecanoic acid	335-76-2
	PFUnDA	Perfluoroundecanoic acid	2058-94-8
	PFDoDA	Perfluorododecanoic acid	307-55-1
	PFTrDA	Perfluorotridecanoic acid	72629-94-8
	PFTeDA	Perfluorotetradecanoic acid	376-06-7
Perfluoroalkyl Sulfonamides	FOSA	Perfluorooctane sulfonamide	754-91-6
	MeFOSA	N-Methyl perfluorooctane sulfonamide	31506-32-8
	EtFOSA	N-Ethyl perfluorooctane sulfonamide	4151-50-2
	MeFOSE	N-methyl perfluorooctane sulfonamidoethanol	24448-09-7
	EtFOSE	N-Ethyl perfluorooctane sulfonamidoethanol	1691-99-2
	MeFOSAA	N-methyl perfluorooctane sulfonamidoacetic acid	2355-31-9
	EtFOSAA	N-ethyl perfluorooctane sulfonamidoacetic acid	2991-50-6
(n:2) Fluorotelomer Sulfonic Acids	4:2 FTS	4:2 Fluorotelomer sulfonic acid	757124-72-4
	6:2 FTS	6:2 Fluorotelomer sulfonic acid	27619-97-2
	8:2 FTS	8:2 Fluorotelomer sulfonic acid	39108-34-4
	10:2 FTS	10:2 Fluorotelomer sulfonic acid	120226-60-0

The minimum PFAS analytical suite is based on consideration of analytical capability and the dominant PFAS that are likely to be present in environmental media due to legacy contamination from AFFF used by Defence. In specific instances, for example analysis of AFFF concentrates, it may be necessary to use other methods such as the TOP and/or TOF assays. In these cases, the analytical methods need to be established by data quality objectives (DQOs) for the project.

The laboratory is required to use NATA accredited methods for PFAS quantification based on guidance in the *PFAS National Environmental Management Plan* (NEMP, 2020).

END OF TEXT

C Groundwater Elevation Graphs and Data

Appendix C - Groundwater Elevation and Cumulative Rainfall

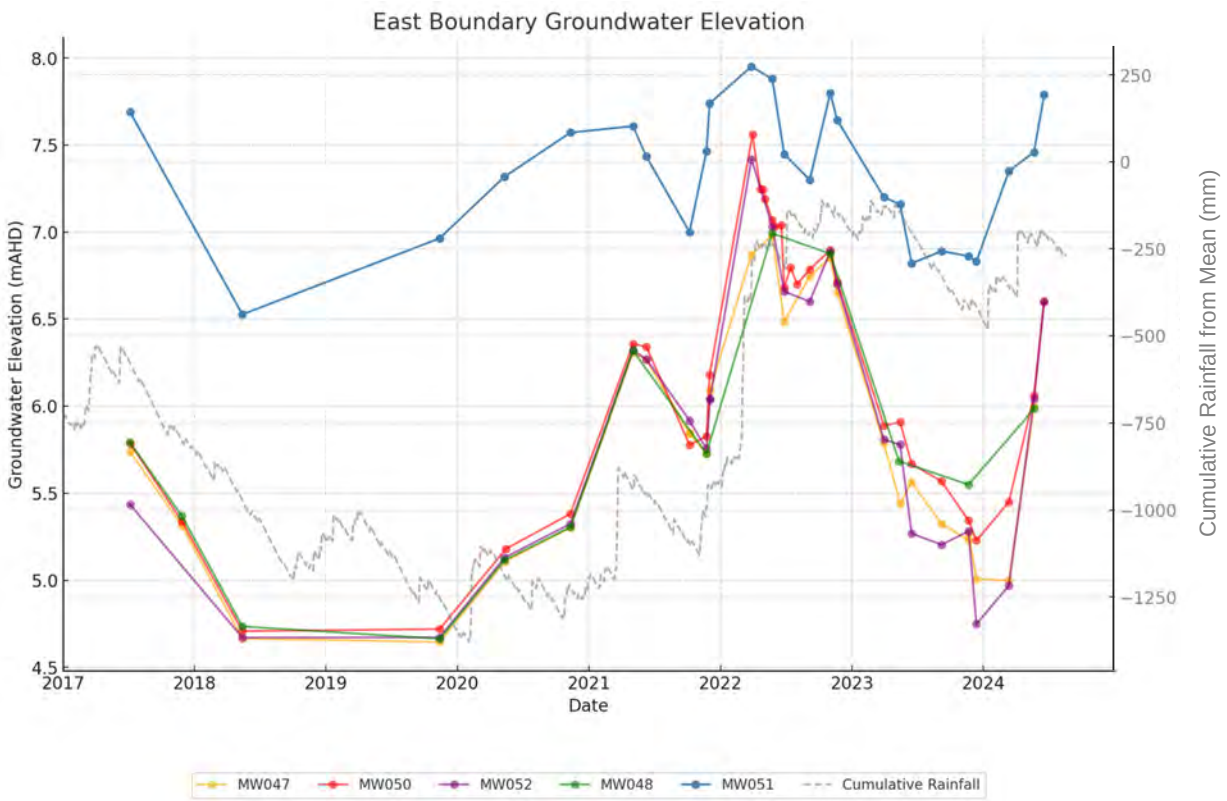

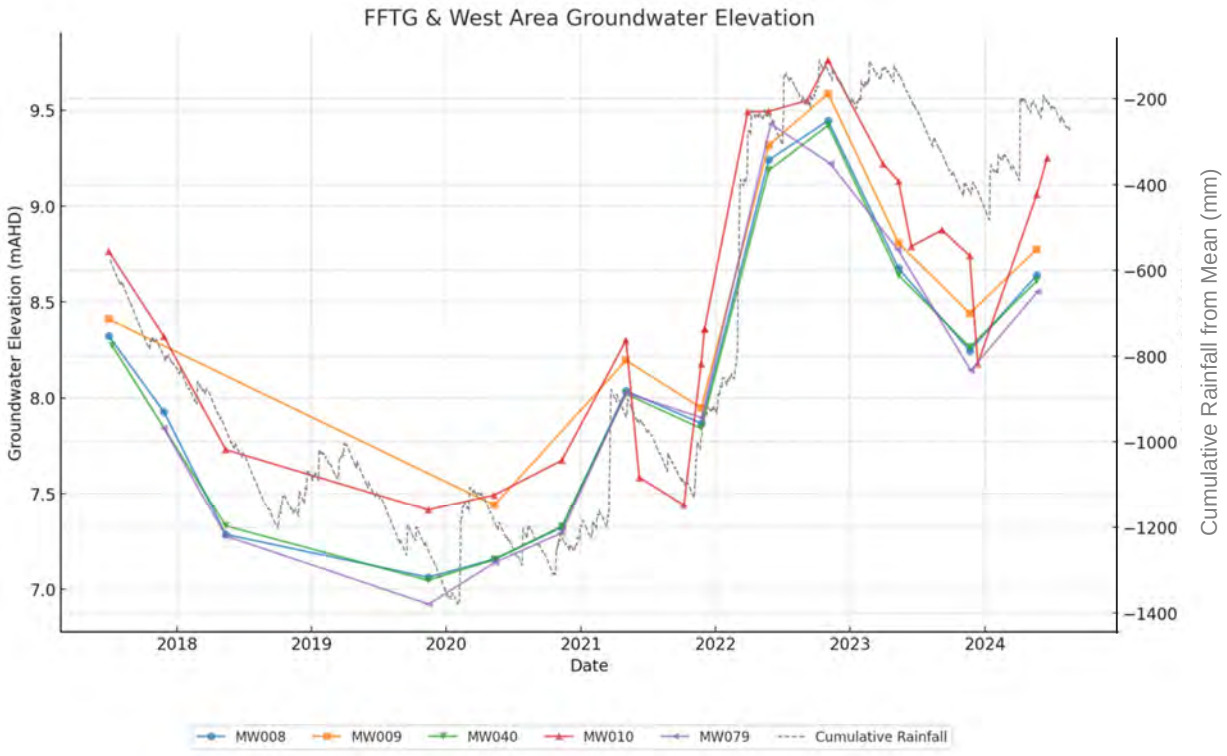
FFTG & West Area Groundwater Elevation
Groundwater Elevation (mAHD)
9.5
9.0
8.5
8.0
7.5
7.0
2018
2019
2020
2021
2022
2023
2024
Date
−200
−400
−600
−800
−1000
−1200
−1400
Cumulative Rainfall from Mean (mm)
MW008
MW009
MW040
MW010
MW079
Cumulative Rainfall

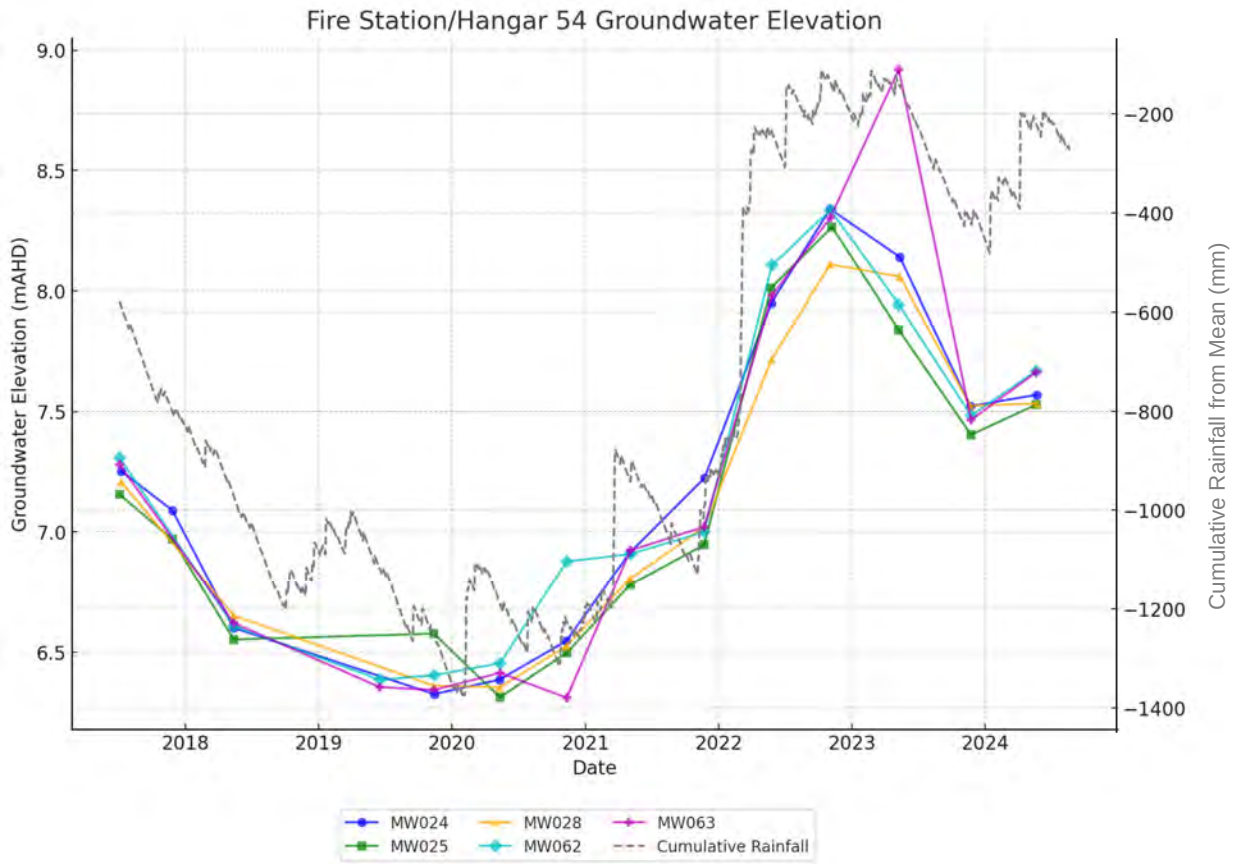
Fire Station/Hangar 54 Groundwater Elevation
Groundwater Elevation (mAHD)
9.0
8.5
8.0
7.5
7.0
6.5
Cumulative Rainfall from Mean (mm)
−200
−400
−600
−800
−1000
−1200
−1400
2018
2019
2020
2021
2022
2023
2024
Date
MW024
MW025
MW028
MW062
MW063
Cumulative Rainfall

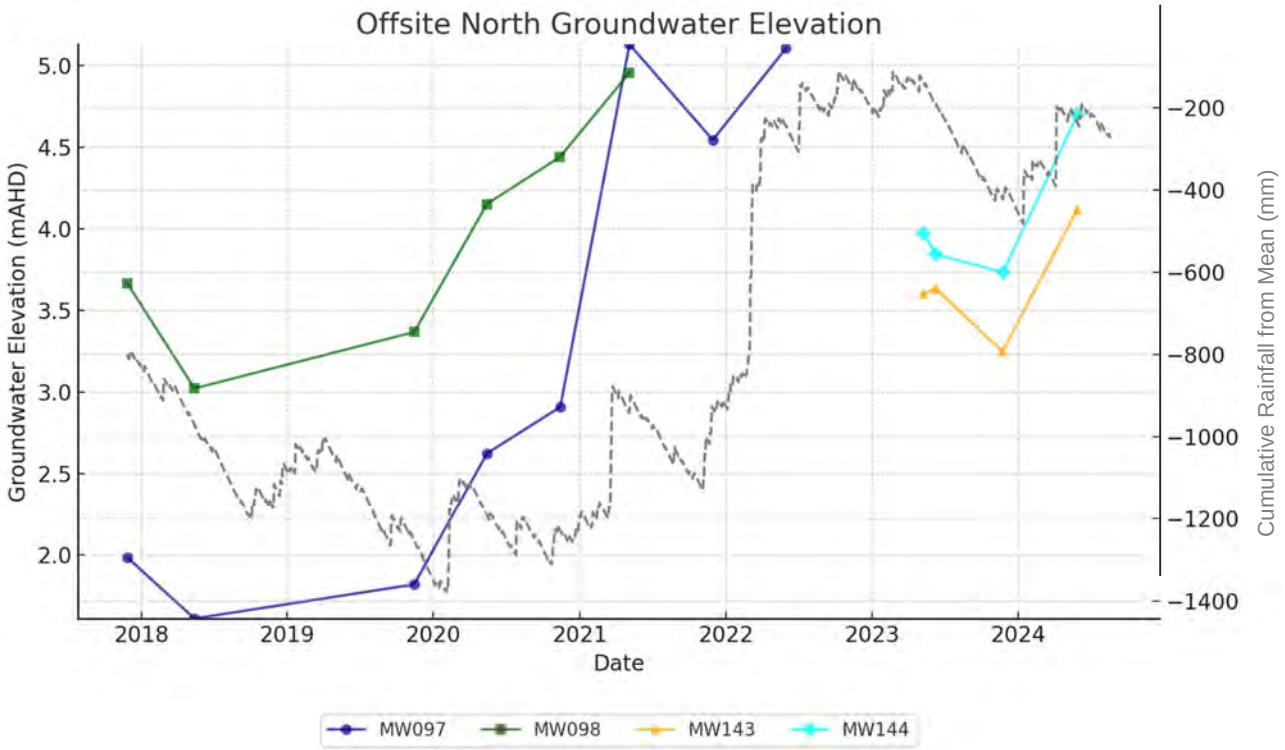
Offsite North Groundwater Elevation
Groundwater Elevation (mAHD)
5.0
4.5
4.0
3.5
3.0
2.5
2.0
Cumulative Rainfall from Mean (mm)
−200
−400
−600
−800
−1000
−1200
−1400
2018
2019
2020
2021
2022
2023
2024
Date
MW097
MW098
MW143
MW144

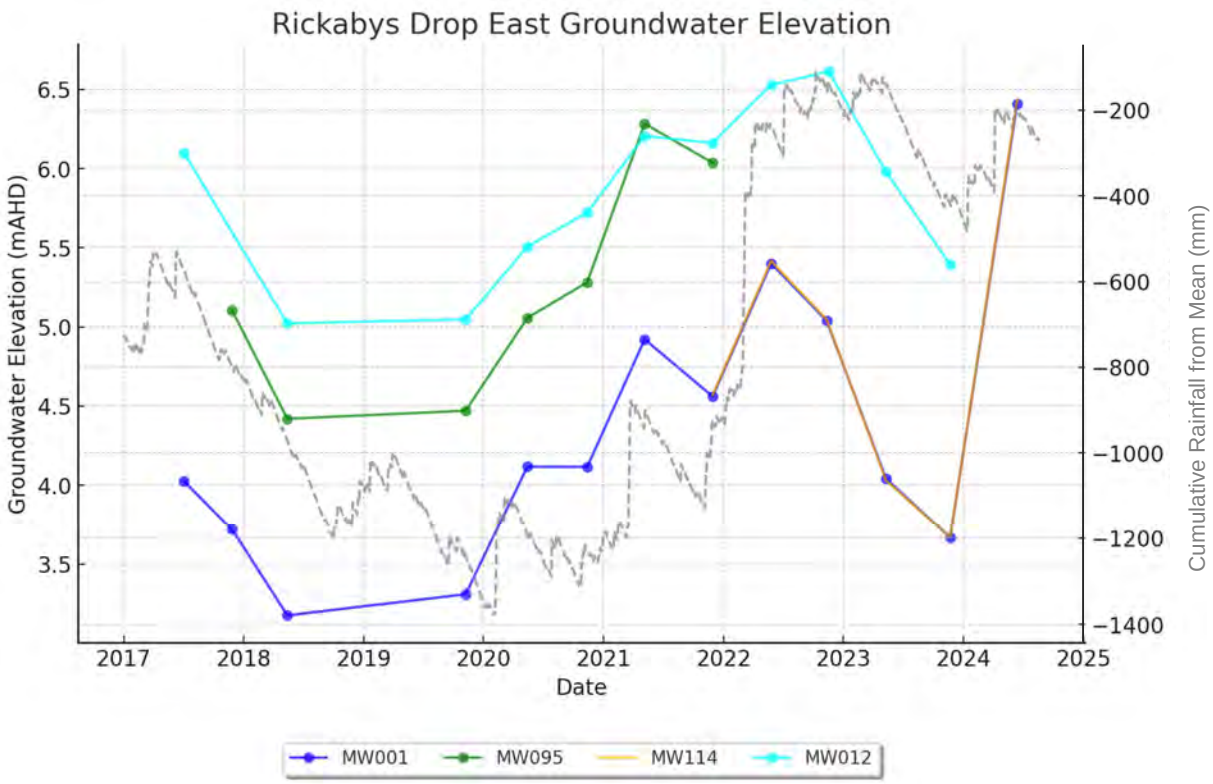
Rickabys Drop East Groundwater Elevation
Groundwater Elevation (mAHD)
6.5
6.0
5.5
5.0
4.5
4.0
3.5
Cumulative Rainfall from Mean (mm)
−200
−400
−600
−800
−1000
−1200
−1400
2017
2018
2019
2020
2021
2022
2023
2024
2025
Date
MW001
MW095
MW114
MW012

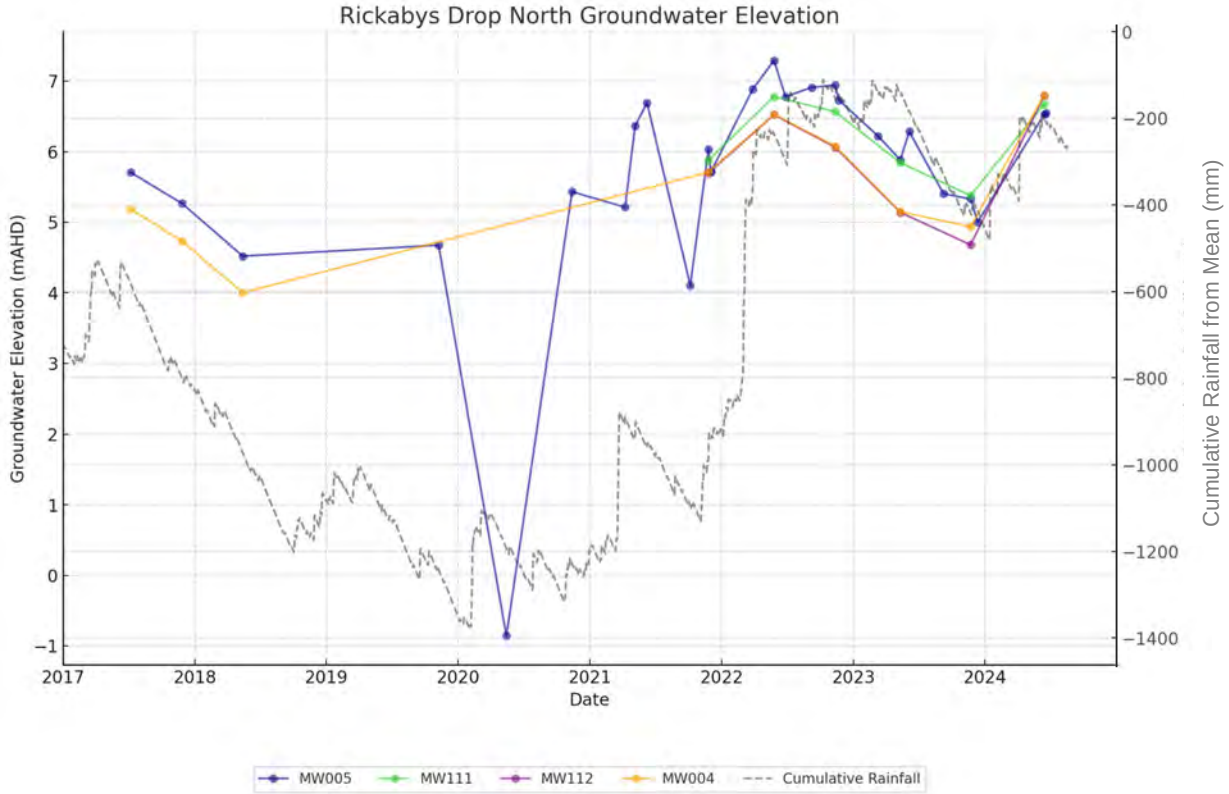
Rickabys Drop North Groundwater Elevation
Groundwater Elevation (mAHD)
Cumulative Rainfall from Mean (mm)
Date
7
6
5
4
3
2
1
0
−1
0
−200
−400
−600
−800
−1000
−1200
−1400
2017
2018
2019
2020
2021
2022
2023
2024
MW005
MW111
MW112
MW004
Cumulative Rainfall

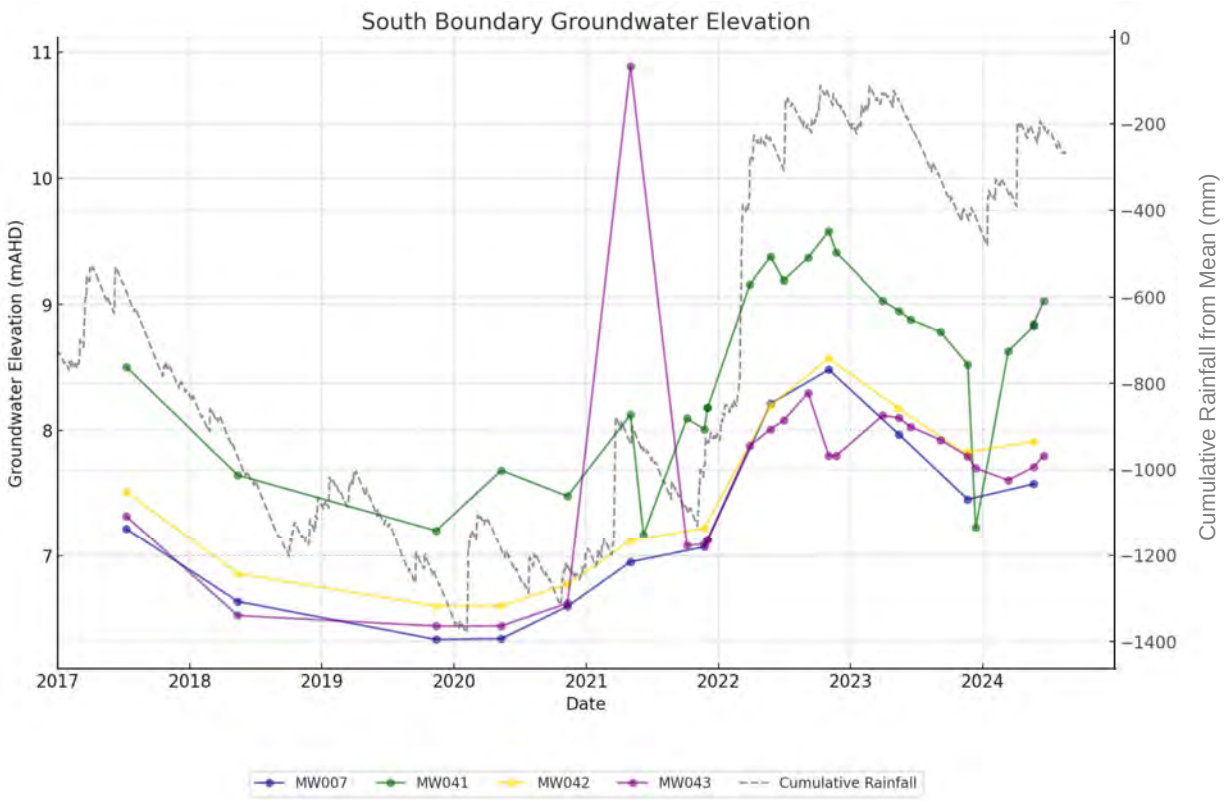
South Boundary Groundwater Elevation
Groundwater Elevation (mAHD)
Cumulative Rainfall from Mean (mm)
Date
11
10
9
8
7
0
−200
−400
−600
−800
−1000
−1200
−1400
2017
2018
2019
2020
2021
2022
2023
2024
MW007
MW041
MW042
MW043
Cumulative Rainfall

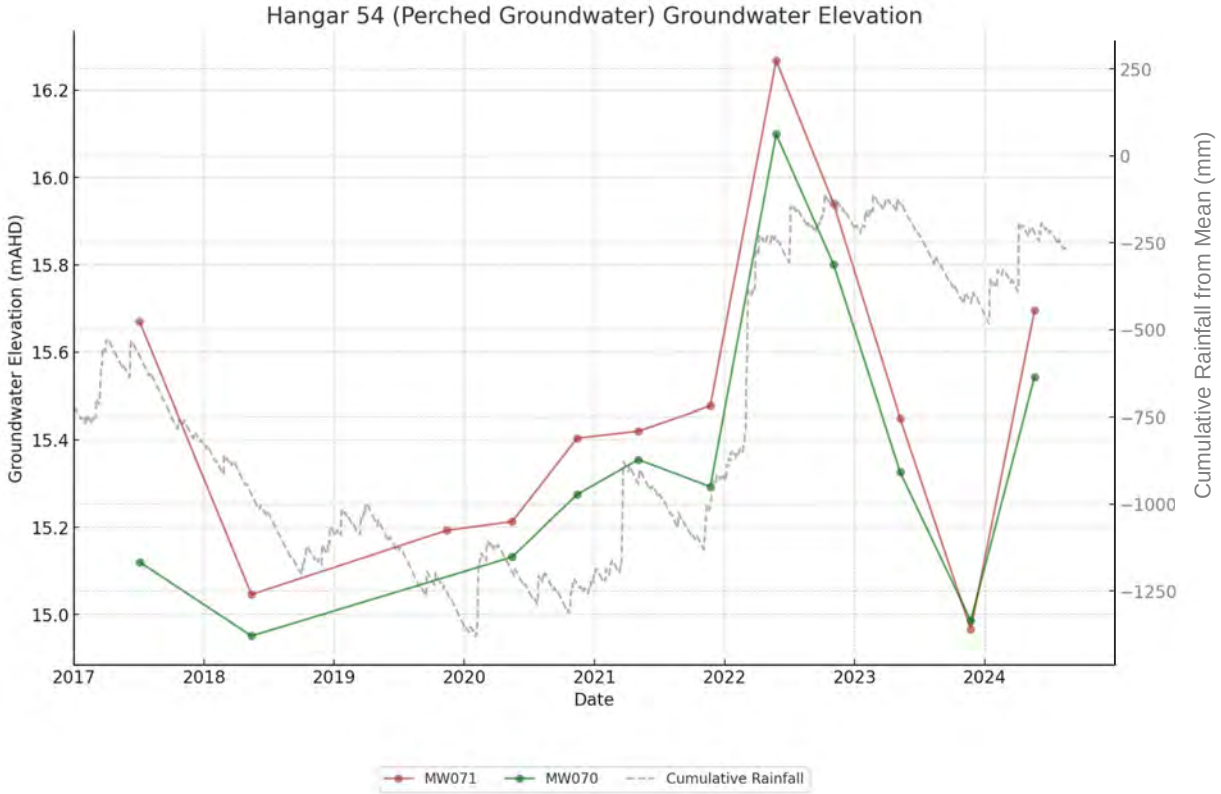
Hangar 54 (Perched Groundwater) Groundwater Elevation
Groundwater Elevation (mAHD)
16.2
16.0
15.8
15.6
15.4
15.2
15.0
2017
2018
2019
2020
2021
2022
2023
2024
Date
Cumulative Rainfall from Mean (mm)
250
0
−250
−500
−750
−1000
−1250
MW071
MW070
Cumulative Rainfall

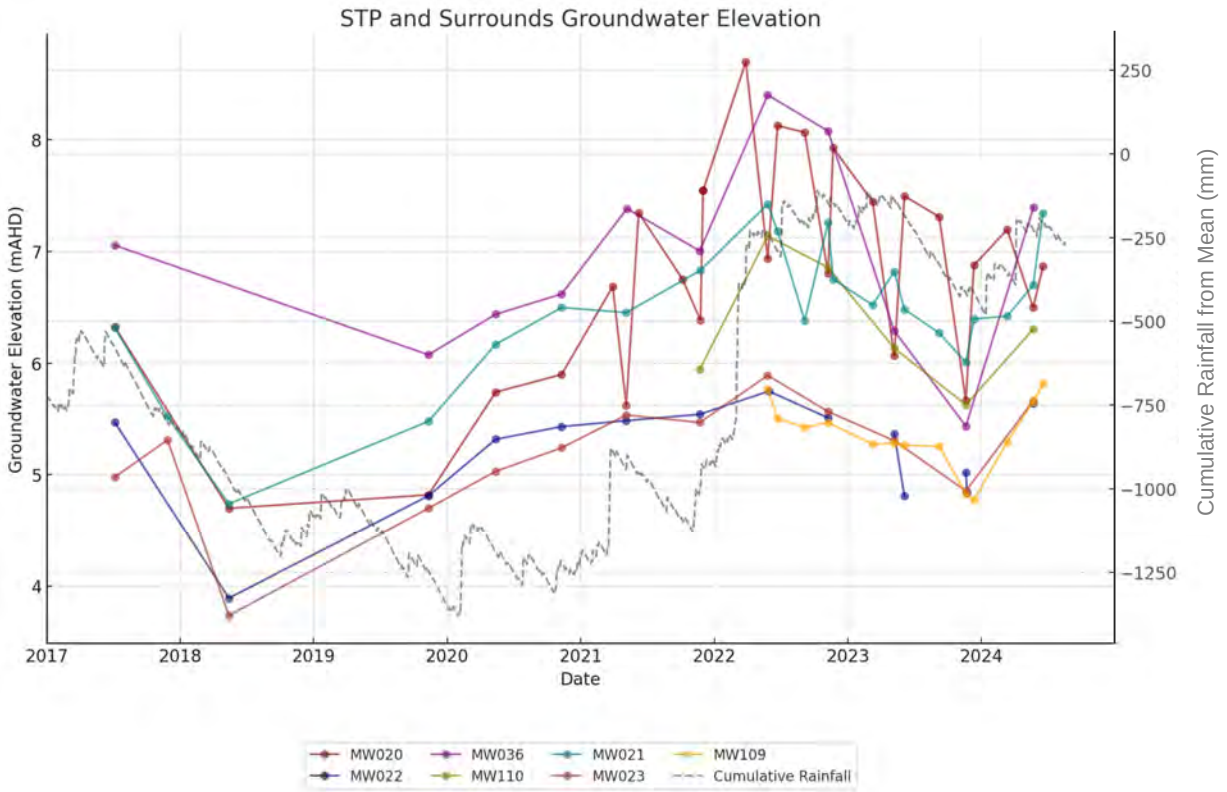
STP and Surrounds Groundwater Elevation
Groundwater Elevation (mAHD)
Cumulative Rainfall from Mean (mm)
Date
8
7
6
5
4
250
0
−250
−500
−750
−1000
−1250
2017
2018
2019
2020
2021
2022
2023
2024
MW020
MW036
MW021
MW109
MW022
MW110
MW023
Cumulative Rainfall

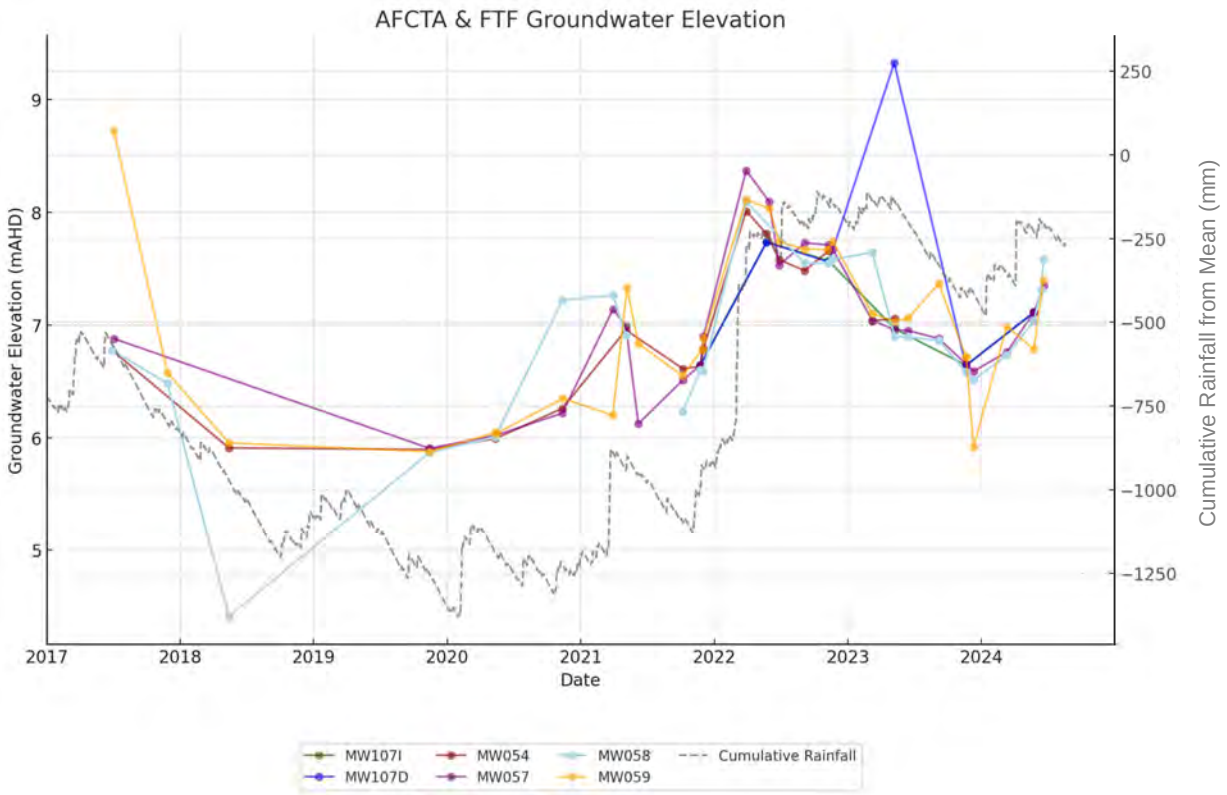
AFCTA & FTF Groundwater Elevation
Groundwater Elevation (mAHD)
Cumulative Rainfall from Mean (mm)
Date
9
8
7
6
5
250
0
−250
−500
−750
−1000
−1250
2017
2018
2019
2020
2021
2022
2023
2024
MW107I
MW107D
MW054
MW057
MW058
MW059
Cumulative Rainfall

Table C1 Historical OMP Groundwater Elevation Data

Location	Alternative Name	Date Time	Water Depth bTOC	Groundwater Elevation (mAHD)	Top of casing (mAHD)
MW001	BBNA-NAA-MW01, MW01	3/07/2017	6.025	4.027	10.052
MW001	BBNA-NAA-MW01, MW01	27/11/2017	6.335	3.717	10.052
MW001	BBNA-NAA-MW01, MW01	14/05/2018	6.874	3.178	10.052
MW001	BBNA-NAA-MW01, MW01	8/11/2019	6.742	3.31	10.052
MW001	BBNA-NAA-MW01, MW01	14/05/2020	5.934	4.118	10.052
MW001	BBNA-NAA-MW01, MW01	12/11/2020	5.936	4.116	10.052
MW001	BBNA-NAA-MW01, MW01	6/05/2021 9:48	5.13	4.922	10.052
MW001	BBNA-NAA-MW01, MW01	29/11/2021 12:14	5.491	4.561	10.052
MW001	BBNA-NAA-MW01, MW01	26/05/2022 13:36	4.651	5.401	10.052
MW001	BBNA-NAA-MW01, MW01	11/11/2022 12:12	5.012	5.04	10.052
MW001	BBNA-NAA-MW01, MW01	11/05/2023 14:42	6.011	4.041	10.052
MW001	BBNA-NAA-MW01, MW01	22/11/2023 10:47	6.385	3.667	10.052
MW001	BBNA-NAA-MW01,MW01	13/06/2024	3.642	6.41	10.052
MW002	BBNA-NAA-MW02A, MW02	3/07/2017	4.865	4.995	9.86
MW002	BBNA-NAA-MW02A, MW02	27/11/2017	5.28	4.58	9.86
MW002	BBNA-NAA-MW02A, MW02	14/05/2018	5.982	3.878	9.86
MW002	BBNA-NAA-MW02A, MW02	8/11/2019	5.77	4.09	9.86
MW002	BBNA-NAA-MW02A, MW02	14/05/2020	9.87	-0.01	9.86
MW002	BBNA-NAA-MW02A, MW02	12/11/2020	4.842	5.018	9.86
MW002	BBNA-NAA-MW02A, MW02	6/05/2021 9:27	3.95	5.91	9.86
MW002	BBNA-NAA-MW02A, MW02	29/11/2021 11:36	4.031	5.829	9.86
MW002	BBNA-NAA-MW02A, MW02	26/05/2022 12:51	3.4	6.46	9.86
MW002	BBNA-NAA-MW02A, MW02	11/11/2022 11:18	3.857	6.003	9.86
MW002	BBNA-NAA-MW02A, MW02	11/05/2023 11:17	4.896	4.964	9.86
MW002	BBNA-NAA-MW02A, MW02	22/11/2023 10:02	5.334	4.526	9.86
MW002	BBNA-NAA-MW02A,MW02	13/06/2024	2.873	6.987	9.86
MW004	BBNA-NAA-MW03, MW04	7/07/2017	1.993	5.187	7.18
MW004	BBNA-NAA-MW03, MW04	27/11/2017	2.449	4.731	7.18
MW004	BBNA-NAA-MW03, MW04	14/05/2018	3.179	4.001	7.18
MW004	BBNA-NAA-MW03, MW04	25/11/2021 15:42	1.472	5.708	7.18
MW004	BBNA-NAA-MW03, MW04	26/05/2022 11:38	0.652	6.528	7.18
MW004	BBNA-NAA-MW03, MW04	11/11/2022 9:44	1.101	6.079	7.18
MW004	BBNA-NAA-MW03, MW04	11/05/2023 10:30	2.031	5.149	7.18
MW004	BBNA-NAA-MW03, MW04	22/11/2023 9:16	2.246	4.934	7.18
MW004	BBNA-NAA-MW03,MW04	13/06/2024	0.38	6.8	7.18
MW005	BBNA-BH24/5, MW05	7/07/2017	3.406	5.707	9.113
MW005	BBNA-BH24/5, MW05	27/11/2017	3.848	5.265	9.113
MW005	BBNA-BH24/5, MW05	14/05/2018	4.594	4.519	9.113
MW005	BBNA-BH24/5, MW05	8/11/2019	4.439	4.674	9.113
MW005	BBNA-BH24/5, MW05	14/05/2020	9.97	-0.857	9.113
MW005	BBNA-BH24/5, MW05	12/11/2020	3.682	5.431	9.113
MW005	BBNA-BH24/5, MW05	6/05/2021 7:57	2.748	6.365	9.113
MW005	BBNA-BH24/5, MW05	25/11/2021 15:08	3.078	6.035	9.113
MW005	BBNA-BH24/5, MW05	26/05/2022 10:48	1.821	7.292	9.113
MW005	BBNA-BH24/5, MW05	11/11/2022 9:05	2.171	6.942	9.113
MW005	BBNA-BH24/5, MW05	11/05/2023 14:15	3.229	5.884	9.113
MW005	BBNA-BH24/5, MW05	22/11/2023 8:44	3.784	5.329	9.113
MW005	BBNA-BH24/5,MW05	13/06/2024	2.586	6.527	9.113
MW007	BBRS-NAA-MW01, MW07	10/07/2017	8.815	7.215	16.03
MW007	BBRS-NAA-MW01, MW07	14/05/2018	9.393	6.637	16.03
MW007	BBRS-NAA-MW01, MW07	13/11/2019	9.695	6.335	16.03
MW007	BBRS-NAA-MW01, MW07	11/05/2020	9.689	6.341	16.03
MW007	BBRS-NAA-MW01, MW07	10/11/2020	9.432	6.598	16.03
MW007	BBRS-NAA-MW01, MW07	3/05/2021 9:40	9.078	6.952	16.03
MW007	BBRS-NAA-MW01, MW07	23/11/2021 10:50	8.959	7.071	16.03
MW007	BBRS-NAA-MW01, MW07	25/05/2022 10:54	7.816	8.214	16.03
MW007	BBRS-NAA-MW01, MW07	2/11/2022 13:28	7.546	8.484	16.03
MW007	BBRS-NAA-MW01, MW07	15/05/2023 12:32	8.061	7.969	16.03
MW007	BBRS-NAA-MW01, MW07	21/11/2023 9:12	8.577	7.453	16.03
MW007	BBRS-NAA-MW01,MW07	21/05/2024	8.455	7.575	16.03
MW008	BBRW-NAA-MW01, MW08	30/06/2017	12.606	8.324	20.93
MW008	BBRW-NAA-MW01, MW08	27/11/2017	13.002	7.928	20.93
MW008	BBRW-NAA-MW01, MW08	14/05/2018	13.645	7.285	20.93
MW008	BBRW-NAA-MW01, MW08	14/11/2019	13.867	7.063	20.93

Table C1 Historical OMP Groundwater Elevation Data

Location	Alternative Name	Date Time	Water Depth bTOC	Groundwater Elevation (mAHD)	Top of casing (mAHD)
MW008	BBRW-NAA-MW01, MW08	11/05/2020	13.773	7.157	20.93
MW008	BBRW-NAA-MW01, MW08	10/11/2020	13.608	7.322	20.93
MW008	BBRW-NAA-MW01, MW08	3/05/2021 8:08	12.894	8.036	20.93
MW008	BBRW-NAA-MW01, MW08	23/11/2021 9:13	13.062	7.868	20.93
MW008	BBRW-NAA-MW01, MW08	25/05/2022 8:53	11.69	9.24	20.93
MW008	BBRW-NAA-MW01, MW08	2/11/2022 9:04	11.485	9.445	20.93
MW008	BBRW-NAA-MW01, MW08	12/05/2023 11:32	12.255	8.675	20.93
MW008	BBRW-NAA-MW01, MW08	21/11/2023 8:16	12.684	8.246	20.93
MW008	BBRW-NAA-MW01,MW08	21/05/2024	12.29	8.64	20.93
MW009	BBRW-BHB5, MW09	30/06/2017	12.029	8.411	20.44
MW009	BBRW-BHB5, MW09	11/05/2020	13	7.44	20.44
MW009	BBRW-BHB5, MW09	3/05/2021 8:21	12.244	8.196	20.44
MW009	BBRW-BHB5, MW09	23/11/2021 9:29	12.492	7.948	20.44
MW009	BBRW-BHB5, MW09	25/05/2022 15:26	11.124	9.316	20.44
MW009	BBRW-BHB5, MW09	2/11/2022 9:30	10.854	9.586	20.44
MW009	BBRW-BHB5, MW09	12/05/2023 11:43	11.633	8.807	20.44
MW009	BBRW-BHB5, MW09	21/11/2023 8:23	12	8.44	20.44
MW009	BBRW-BHB5,MW09	21/05/2024	11.665	8.775	20.44
MW010	BBA-NAA-MW01, MW10	30/06/2017	12.295	8.765	21.06
MW010	BBA-NAA-MW01, MW10	27/11/2017	12.74	8.32	21.06
MW010	BBA-NAA-MW01, MW10	14/05/2018	13.33	7.73	21.06
MW010	BBA-NAA-MW01, MW10	14/11/2019	13.646	7.414	21.06
MW010	BBA-NAA-MW01, MW10	11/05/2020	13.567	7.493	21.06
MW010	BBA-NAA-MW01, MW10	10/11/2020	13.386	7.674	21.06
MW010	BBA-NAA-MW01, MW10	3/05/2021 8:45	12.76	8.3	21.06
MW010	BBA-NAA-MW01, MW10	23/11/2021 9:49	12.88	8.18	21.06
MW010	BBA-NAA-MW01, MW10	25/05/2022 9:20	11.566	9.494	21.06
MW010	BBA-NAA-MW01, MW10	2/11/2022 12:00	11.3	9.76	21.06
MW010	BBA-NAA-MW01, MW10	12/05/2023 11:55	11.93	9.13	21.06
MW010	BBA-NAA-MW01, MW10	21/11/2023 8:30	12.319	8.741	21.06
MW010	BBA-NAA-MW01,MW10	21/05/2024	12	9.06	21.06
MW012	SW0257-NAA-MW01, MW12	3/07/2017	0.54	6.1	6.64
MW012	SW0257-NAA-MW01, MW12	14/05/2018	1.617	5.023	6.64
MW012	SW0257-NAA-MW01, MW12	8/11/2019	1.592	5.048	6.64
MW012	SW0257-NAA-MW01, MW12	14/05/2020	1.133	5.507	6.64
MW012	SW0257-NAA-MW01, MW12	12/11/2020	0.917	5.723	6.64
MW012	SW0257-NAA-MW01, MW12	6/05/2021 11:30	0.434	6.206	6.64
MW012	SW0257-NAA-MW01, MW12	29/11/2021 14:23	0.478	6.162	6.64
MW012	SW0257-NAA-MW01, MW12	27/05/2022 12:15	0.11	6.53	6.64
MW012	SW0257-NAA-MW01, MW12	18/11/2022 9:25	0.027	6.613	6.64
MW012	SW0257-NAA-MW01, MW12	11/05/2023 16:02	0.661	5.979	6.64
MW012	SW0257-NAA-MW01, MW12	22/11/2023 12:48	1.245	5.395	6.64
MW013	SW0257-NAA-MW02, MW13	3/07/2017	0.65	7.28	7.93
MW013	SW0257-NAA-MW02, MW13	14/05/2018	1.638	6.292	7.93
MW013	SW0257-NAA-MW02, MW13	8/11/2019	1.566	6.364	7.93
MW013	SW0257-NAA-MW02, MW13	14/05/2020	0.689	7.241	7.93
MW013	SW0257-NAA-MW02, MW13	12/11/2020	0.573	7.357	7.93
MW013	SW0257-NAA-MW02, MW13	6/05/2021 12:00	0.11	7.82	7.93
MW013	SW0257-NAA-MW02, MW13	29/11/2021 14:52	0.123	7.807	7.93
MW013	SW0257-NAA-MW02, MW13	27/05/2022 12:51	0.02	7.91	7.93
MW013	SW0257-NAA-MW02, MW13	18/11/2022 11:12	0.041	7.889	7.93
MW013	SW0257-NAA-MW02, MW13	11/05/2023 12:25	0.512	7.418	7.93
MW013	SW0257-NAA-MW02, MW13	22/11/2023 13:54	1.022	6.908	7.93
MW014	SW0257-NAA-MW03, MW14	3/07/2017	0.73	5.51	6.24
MW014	SW0257-NAA-MW03, MW14	27/11/2017	1.58	4.66	6.24
MW014	SW0257-NAA-MW03, MW14	14/05/2018	2.45	3.79	6.24
MW014	SW0257-NAA-MW03, MW14	8/11/2019	2.354	3.886	6.24
MW014	SW0257-NAA-MW03, MW14	14/05/2020	1.081	5.159	6.24
MW014	SW0257-NAA-MW03, MW14	12/11/2020	0.826	5.414	6.24
MW014	SW0257-NAA-MW03, MW14	6/05/2021	0.125	6.115	6.24
MW014	SW0257-NAA-MW03, MW14	29/11/2021 15:12	0.284	5.956	6.24
MW014	SW0257-NAA-MW03, MW14	27/05/2022 13:35	0.11	6.13	6.24
MW014	SW0257-NAA-MW03, MW14	18/11/2022 12:08	0.112	6.128	6.24
MW014	SW0257-NAA-MW03, MW14	11/05/2023 13:03	0.861	5.379	6.24

Table C1 Historical OMP Groundwater Elevation Data

Location	Alternative Name	Date Time	Water Depth bTOC	Groundwater Elevation (mAHD)	Top of casing (mAHD)
MW014	SW0257-NAA-MW03, MW14	22/11/2023 14:47	1.63	4.61	6.24
MW015	SW0257-NAA-MW04, MW15	3/07/2017	0.98	6.04	7.02
MW015	SW0257-NAA-MW04, MW15	14/05/2018	1.991	5.029	7.02
MW015	SW0257-NAA-MW04, MW15	8/11/2019	2.052	4.968	7.02
MW015	SW0257-NAA-MW04, MW15	14/05/2020	1.599	5.421	7.02
MW015	SW0257-NAA-MW04, MW15	12/11/2020	1.404	5.616	7.02
MW015	SW0257-NAA-MW04, MW15	6/05/2021	0.638	6.382	7.02
MW015	SW0257-NAA-MW04, MW15	29/11/2021 15:21	0.771	6.249	7.02
MW015	SW0257-NAA-MW04, MW15	27/05/2022 13:51	0.32	6.7	7.02
MW015	SW0257-NAA-MW04, MW15	18/11/2022 12:28	0.291	6.729	7.02
MW015	SW0257-NAA-MW04, MW15	11/05/2023 13:11	0.986	6.034	7.02
MW015	SW0257-NAA-MW04, MW15	22/11/2023 15:10	1.369	5.651	7.02
MW015	SW0257-NAA-MW04,MW15	13/06/2024	0.579	6.441	7.02
MW016	SW0257-NAA-MW05, MW16	7/07/2017	1.69	5.7	7.39
MW016	SW0257-NAA-MW05, MW16	14/05/2018	3.343	4.047	7.39
MW016	SW0257-NAA-MW05, MW16	8/11/2019	3.089	4.301	7.39
MW016	SW0257-NAA-MW05, MW16	14/05/2020	2.247	5.143	7.39
MW016	SW0257-NAA-MW05, MW16	12/11/2020	1.895	5.495	7.39
MW016	SW0257-NAA-MW05, MW16	6/05/2021 12:30	1.438	5.952	7.39
MW016	SW0257-NAA-MW05, MW16	29/11/2021 10:59	1.463	5.927	7.39
MW016	SW0257-NAA-MW05, MW16	26/05/2022 10:11	0.905	6.485	7.39
MW016	SW0257-NAA-MW05, MW16	11/11/2022 8:21	1.279	6.111	7.39
MW016	SW0257-NAA-MW05, MW16	11/05/2023 9:54	1.655	5.735	7.39
MW016	SW0257-NAA-MW05, MW16	22/11/2023 8:11	2.339	5.051	7.39
MW016	SW0257-NAA-MW05,MW16	13/06/2024	1.01	6.38	7.39
MW017	SW0257-BHFF8, MW17	3/07/2017	1.42	5.09	6.51
MW017	SW0257-BHFF8, MW17	14/05/2018	2.594	3.916	6.51
MW017	SW0257-BHFF8, MW17	8/11/2019	2.045	4.465	6.51
MW017	SW0257-BHFF8, MW17	14/05/2020	4.82	1.69	6.51
MW017	SW0257-BHFF8, MW17	12/11/2020	1.645	4.865	6.51
MW017	SW0257-BHFF8, MW17	6/05/2021	1.567	4.943	6.51
MW017	SW0257-BHFF8, MW17	29/11/2021 15:02	0.715	5.795	6.51
MW017	SW0257-BHFF8, MW17	27/05/2022 13:19	0.685	5.825	6.51
MW017	SW0257-BHFF8, MW17	18/11/2022 11:49	0.937	5.573	6.51
MW017	SW0257-BHFF8, MW17	11/05/2023 12:48	1.149	5.361	6.51
MW017	SW0257-BHFF8, MW17	22/11/2023 14:17	2.275	4.235	6.51
MW017	SW0257-BHFF8,MW17	13/06/2024	0.607	5.903	6.51
MW020	SW0057-STP2, MW20	6/07/2017	2.621	6.324	8.945
MW020	SW0057-STP2, MW20	14/05/2018	4.246	4.699	8.945
MW020	SW0057-STP2, MW20	11/11/2019	4.125	4.82	8.945
MW020	SW0057-STP2, MW20	13/05/2020	3.205	5.74	8.945
MW020	SW0057-STP2, MW20	9/11/2020	3.048	5.897	8.945
MW020	SW0057-STP2, MW20	5/05/2021 9:45	3.323	5.622	8.945
MW020	SW0057-STP2, MW20	24/11/2021 12:08	2.562	6.383	8.945
MW020	SW0057-STP2, MW20	27/05/2022 10:47	2.012	6.933	8.945
MW020	SW0057-STP2, MW20	8/11/2022 11:45	2.14	6.805	8.945
MW020	SW0057-STP2, MW20	8/05/2023 16:10	2.88	6.065	8.945
MW020	SW0057-STP2, MW20	20/11/2023 11:55	3.28	5.665	8.945
MW020	SW0057-STP2,MW20	22/05/2024	2.448	6.497	8.945
MW021	SW0057-STP3, MW21	6/07/2017	1.564	6.316	7.88
MW021	SW0057-STP3, MW21	27/11/2017	2.36	5.52	7.88
MW021	SW0057-STP3, MW21	14/05/2018	3.141	4.739	7.88
MW021	SW0057-STP3, MW21	11/11/2019	2.401	5.479	7.88
MW021	SW0057-STP3, MW21	13/05/2020	1.712	6.168	7.88
MW021	SW0057-STP3, MW21	9/11/2020	1.383	6.497	7.88
MW021	SW0057-STP3, MW21	5/05/2021 9:15	1.428	6.452	7.88
MW021	SW0057-STP3, MW21	24/11/2021 10:25	1.05	6.83	7.88
MW021	SW0057-STP3, MW21	27/05/2022 9:03	0.457	7.423	7.88
MW021	SW0057-STP3, MW21	8/11/2022 11:15	0.624	7.256	7.88
MW021	SW0057-STP3, MW21	8/05/2023 9:22	1.061	6.819	7.88
MW021	SW0057-STP3, MW21	20/11/2023 12:13	1.875	6.005	7.88
MW021	SW0057-STP3,MW21	22/05/2024	1.183	6.697	7.88
MW022	SW0057-STP5, MW22	6/07/2017	0.561	5.469	6.03
MW022	SW0057-STP5, MW22	14/05/2018	2.137	3.893	6.03

Table C1 Historical OMP Groundwater Elevation Data

Location	Alternative Name	Date Time	Water Depth bTOC	Groundwater Elevation (mAHD)	Top of casing (mAHD)
MW022	SW0057-STP5, MW22	11/11/2019	1.218	4.812	6.03
MW022	SW0057-STP5, MW22	13/05/2020	0.712	5.318	6.03
MW022	SW0057-STP5, MW22	9/11/2020	0.599	5.431	6.03
MW022	SW0057-STP5, MW22	5/05/2021 8:36	0.545	5.485	6.03
MW022	SW0057-STP5, MW22	22/11/2021 9:00	0.489	5.541	6.03
MW022	SW0057-STP5, MW22	30/05/2022 11:51	0.282	5.748	6.03
MW022	SW0057-STP5, MW22	8/11/2022 9:45	0.52	5.51	6.03
MW022	SW0057-STP5, MW22	8/05/2023 10:37	0.663	5.367	6.03
MW022	SW0057-STP5, MW22	20/11/2023 10:57	1.011	5.019	6.03
MW022	SW0057-STP5, MW22	23/11/2023 13:36	1.191	4.839	6.03
MW022	SW0057-STP5,MW22	22/05/2024	0.39	5.64	6.03
MW023	SW0057-STP7, MW23	6/07/2017	1.03	4.98	6.01
MW023	SW0057-STP7, MW23	27/11/2017	0.698	5.312	6.01
MW023	SW0057-STP7, MW23	14/05/2018	2.272	3.738	6.01
MW023	SW0057-STP7, MW23	11/11/2019	1.31	4.7	6.01
MW023	SW0057-STP7, MW23	13/05/2020	0.979	5.031	6.01
MW023	SW0057-STP7, MW23	9/11/2020	0.769	5.241	6.01
MW023	SW0057-STP7, MW23	5/05/2021 9:00	0.475	5.535	6.01
MW023	SW0057-STP7, MW23	22/11/2021 9:09	0.542	5.468	6.01
MW023	SW0057-STP7, MW23	27/05/2022 10:22	0.121	5.889	6.01
MW023	SW0057-STP7, MW23	8/11/2022 10:39	0.444	5.566	6.01
MW023	SW0057-STP7, MW23	8/05/2023 11:03	0.705	5.305	6.01
MW023	SW0057-STP7, MW23	20/11/2023 11:23	1.155	4.855	6.01
MW023	SW0057-STP7,MW23	22/05/2024	0.35	5.66	6.01
MW024	SW0256-NAA-MW01, MW24	10/07/2017	12.667	7.253	19.92
MW024	SW0256-NAA-MW01, MW24	27/11/2017	12.83	7.09	19.92
MW024	SW0256-NAA-MW01, MW24	14/05/2018	13.32	6.6	19.92
MW024	SW0256-NAA-MW01, MW24	14/11/2019	13.594	6.326	19.92
MW024	SW0256-NAA-MW01, MW24	11/05/2020	13.534	6.386	19.92
MW024	SW0256-NAA-MW01, MW24	10/11/2020	13.374	6.546	19.92
MW024	SW0256-NAA-MW01, MW24	3/05/2021 11:27	13.006	6.914	19.92
MW024	SW0256-NAA-MW01, MW24	23/11/2021 15:04	12.696	7.224	19.92
MW024	SW0256-NAA-MW01, MW24	25/05/2022 14:52	11.97	7.95	19.92
MW024	SW0256-NAA-MW01, MW24	2/11/2022 16:03	11.58	8.34	19.92
MW024	SW0256-NAA-MW01, MW24	12/05/2023 7:55	11.78	8.14	19.92
MW024	SW0256-NAA-MW01, MW24	21/11/2023 10:13	12.397	7.523	19.92
MW024	SW0256-NAA-MW01,MW24	21/05/2024	12.35	7.57	19.92
MW025	SW0256-NAA-MW02, MW25	5/07/2017	9.984	7.156	17.14
MW025	SW0256-NAA-MW02, MW25	27/11/2017	10.17	6.97	17.14
MW025	SW0256-NAA-MW02, MW25	14/05/2018	10.588	6.552	17.14
MW025	SW0256-NAA-MW02, MW25	13/11/2019	10.564	6.576	17.14
MW025	SW0256-NAA-MW02, MW25	12/05/2020	10.827	6.313	17.14
MW025	SW0256-NAA-MW02, MW25	11/11/2020	10.643	6.497	17.14
MW025	SW0256-NAA-MW02, MW25	4/05/2021 16:30	10.36	6.78	17.14
MW025	SW0256-NAA-MW02, MW25	22/11/2021 14:17	10.194	6.946	17.14
MW025	SW0256-NAA-MW02, MW25	24/05/2022 16:38	9.128	8.012	17.14
MW025	SW0256-NAA-MW02, MW25	7/11/2022 10:31	8.875	8.265	17.14
MW025	SW0256-NAA-MW02, MW25	9/05/2023 9:59	9.3	7.84	17.14
MW025	SW0256-NAA-MW02, MW25	23/11/2023 11:59	9.736	7.404	17.14
MW025	SW0256-NAA-MW02,MW25	20/05/2024	9.61	7.53	17.14
MW026	SW0256-NAA-MW03, MW26	5/07/2017	10.181	6.719	16.9
MW026	SW0256-NAA-MW03, MW26	27/11/2017	10.255	6.645	16.9
MW026	SW0256-NAA-MW03, MW26	14/05/2018	10.664	6.236	16.9
MW026	SW0256-NAA-MW03, MW26	13/11/2019	10.699	6.201	16.9
MW026	SW0256-NAA-MW03, MW26	11/05/2020	10.753	6.147	16.9
MW026	SW0256-NAA-MW03, MW26	11/11/2020	10.733	6.167	16.9
MW026	SW0256-NAA-MW03, MW26	4/05/2021 14:39	10.491	6.409	16.9
MW026	SW0256-NAA-MW03, MW26	22/11/2021 10:53	10.236	6.664	16.9
MW026	SW0256-NAA-MW03, MW26	24/05/2022 15:51	8.842	8.058	16.9
MW026	SW0256-NAA-MW03, MW26	7/11/2022 11:45	8.838	8.062	16.9
MW026	SW0256-NAA-MW03, MW26	12/05/2023 8:20	9.391	7.509	16.9
MW026	SW0256-NAA-MW03, MW26	23/11/2023 10:04	9.956	6.944	16.9
MW026	SW0256-NAA-MW03,MW26	20/05/2024	9.88	7.02	16.9
MW027	SW0256-NAA-MW04, MW27	10/07/2017	9.933	6.487	16.42

Table C1 Historical OMP Groundwater Elevation Data

Location	Alternative Name	Date Time	Water Depth bTOC	Groundwater Elevation (mAHD)	Top of casing (mAHD)
MW027	SW0256-NAA-MW04, MW27	14/05/2018	10.625	5.795	16.42
MW027	SW0256-NAA-MW04, MW27	13/11/2019	10.833	5.587	16.42
MW027	SW0256-NAA-MW04, MW27	11/05/2020	10.642	5.778	16.42
MW027	SW0256-NAA-MW04, MW27	10/11/2020	10.466	5.954	16.42
MW027	SW0256-NAA-MW04, MW27	3/05/2021 11:00	9.628	6.792	16.42
MW027	SW0256-NAA-MW04, MW27	23/11/2021 13:43	9.925	6.495	16.42
MW027	SW0256-NAA-MW04, MW27	25/05/2022 14:26	8.209	8.211	16.42
MW027	SW0256-NAA-MW04, MW27	2/11/2022 15:39	8.25	8.17	16.42
MW028	SW0256-NAA-MW05, MW28	10/07/2017	9.693	7.207	16.9
MW028	SW0256-NAA-MW05, MW28	14/05/2018	10.249	6.651	16.9
MW028	SW0256-NAA-MW05, MW28	13/11/2019	10.539	6.361	16.9
MW028	SW0256-NAA-MW05, MW28	11/05/2020	10.546	6.354	16.9
MW028	SW0256-NAA-MW05, MW28	10/11/2020	10.375	6.525	16.9
MW028	SW0256-NAA-MW05, MW28	3/05/2021 11:20	10.096	6.804	16.9
MW028	SW0256-NAA-MW05, MW28	23/11/2021 11:23	9.879	7.021	16.9
MW028	SW0256-NAA-MW05, MW28	25/05/2022 12:34	9.185	7.715	16.9
MW028	SW0256-NAA-MW05, MW28	2/11/2022 15:10	8.79	8.11	16.9
MW028	SW0256-NAA-MW05, MW28	12/05/2023 10:02	8.841	8.059	16.9
MW028	SW0256-NAA-MW05, MW28	21/11/2023 10:03	9.375	7.525	16.9
MW028	SW0256-NAA-MW05,MW28	21/05/2024	9.366	7.534	16.9
MW030	SW0054-BH8/8, MW30	3/07/2017	14.442	6.82	21.262
MW030	SW0054-BH8/8, MW30	27/11/2017	14.775	6.487	21.262
MW030	SW0054-BH8/8, MW30	14/05/2018	15.445	5.817	21.262
MW030	SW0054-BH8/8, MW30	14/11/2019	15.409	5.853	21.262
MW030	SW0054-BH8/8, MW30	12/05/2020	15.284	5.978	21.262
MW030	SW0054-BH8/8, MW30	11/11/2020	15.012	6.25	21.262
MW030	SW0054-BH8/8, MW30	3/05/2021 16:00	14.364	6.898	21.262
MW030	SW0054-BH8/8, MW30	23/11/2021 17:14	14.654	6.608	21.262
MW030	SW0054-BH8/8, MW30	26/05/2022 8:32	13.484	7.778	21.262
MW030	SW0054-BH8/8, MW30	11/11/2022 7:05	13.555	7.707	21.262
MW030	SW0054-BH8/8, MW30	8/05/2023 13:30	14.239	7.023	21.262
MW030	SW0054-BH8/8, MW30	20/11/2023 14:09	14.625	6.637	21.262
MW030	SW0054-BH8/8,MW30	24/05/2024	14.21	7.052	21.262
MW032	SW0249-NAA-MW02, MW32	4/07/2017	12.176	5.634	17.81
MW032	SW0249-NAA-MW02, MW32	14/05/2018	10.334	7.476	17.81
MW032	SW0249-NAA-MW02, MW32	28/11/2019	13.297	4.513	17.81
MW032	SW0249-NAA-MW02, MW32	12/05/2020	12.557	5.253	17.81
MW032	SW0249-NAA-MW02, MW32	11/11/2020	12.442	5.368	17.81
MW032	SW0249-NAA-MW02, MW32	5/05/2021	11.507	6.303	17.81
MW032	SW0249-NAA-MW02, MW32	24/11/2021 13:55	11.987	5.823	17.81
MW032	SW0249-NAA-MW02, MW32	24/05/2022 12:38	11.844	5.966	17.81
MW032	SW0249-NAA-MW02, MW32	10/11/2022 10:30	11.188	6.622	17.81
MW032	SW0249-NAA-MW02, MW32	15/05/2023 15:18	12.049	5.761	17.81
MW032	SW0249-NAA-MW02, MW32	21/11/2023 11:21	12.575	5.235	17.81
MW032	SW0249-NAA-MW02,MW32	22/05/2024	11.655	6.155	17.81
MW033	SW0249-NAA-MW03, MW33	4/07/2017	12.58	2.26	14.84
MW033	SW0249-NAA-MW03, MW33	14/05/2018	13.23	1.61	14.84
MW033	SW0249-NAA-MW03, MW33	28/11/2019	10.383	4.457	14.84
MW033	SW0249-NAA-MW03, MW33	12/05/2020	9.614	5.226	14.84
MW033	SW0249-NAA-MW03, MW33	11/11/2020	9.489	5.351	14.84
MW033	SW0249-NAA-MW03, MW33	5/05/2021	8.578	6.262	14.84
MW033	SW0249-NAA-MW03, MW33	24/11/2021 14:08	9.056	5.784	14.84
MW033	SW0249-NAA-MW03, MW33	24/05/2022 12:53	7.996	6.844	14.84
MW033	SW0249-NAA-MW03, MW33	10/11/2022 10:44	8.305	6.535	14.84
MW033	SW0249-NAA-MW03, MW33	15/05/2023 15:06	9.144	5.696	14.84
MW033	SW0249-NAA-MW03, MW33	21/11/2023 11:13	9.664	5.176	14.84
MW033	SW0249-NAA-MW03,MW33	22/05/2024	8.729	6.111	14.84
MW034	SW0249-NAA-MW04, MW34	4/07/2017	11.125	5.805	16.93
MW034	SW0249-NAA-MW04, MW34	14/05/2018	12.091	4.839	16.93
MW034	SW0249-NAA-MW04, MW34	28/11/2019	12.281	4.649	16.93
MW034	SW0249-NAA-MW04, MW34	12/05/2020	11.648	5.282	16.93
MW034	SW0249-NAA-MW04, MW34	11/11/2020	11.462	5.468	16.93
MW034	SW0249-NAA-MW04, MW34	5/05/2021	10.165	6.765	16.93
MW034	SW0249-NAA-MW04, MW34	24/11/2021 13:45	11.029	5.901	16.93

Table C1 Historical OMP Groundwater Elevation Data

Location	Alternative Name	Date Time	Water Depth bTOC	Groundwater Elevation (mAHD)	Top of casing (mAHD)
MW034	SW0249-NAA-MW04, MW34	24/05/2022 12:24	9.31	7.62	16.93
MW034	SW0249-NAA-MW04, MW34	10/11/2022 10:12	9.945	6.985	16.93
MW034	SW0249-NAA-MW04, MW34	15/05/2023 10:57	10.976	5.954	16.93
MW034	SW0249-NAA-MW04, MW34	21/11/2023 11:29	11.48	5.45	16.93
MW034	SW0249-NAA-MW04,MW34	22/05/2024	10.689	6.241	16.93
MW036	SW0263-NAA-MW01, MW36	6/07/2017	13.766	7.054	20.82
MW036	SW0263-NAA-MW01, MW36	11/11/2019	14.746	6.074	20.82
MW036	SW0263-NAA-MW01, MW36	13/05/2020	14.383	6.437	20.82
MW036	SW0263-NAA-MW01, MW36	9/11/2020	14.202	6.618	20.82
MW036	SW0263-NAA-MW01, MW36	7/05/2021 8:08	13.438	7.382	20.82
MW036	SW0263-NAA-MW01, MW36	22/11/2021 10:28	13.816	7.004	20.82
MW036	SW0263-NAA-MW01, MW36	27/05/2022 14:41	12.42	8.4	20.82
MW036	SW0263-NAA-MW01, MW36	8/11/2022 12:15	12.743	8.077	20.82
MW036	SW0263-NAA-MW01, MW36	8/05/2023 13:00	14.531	6.289	20.82
MW036	SW0263-NAA-MW01, MW36	20/11/2023 12:42	15.385	5.435	20.82
MW036	SW0263-NAA-MW01,MW36	23/05/2024	13.425	7.395	20.82
MW040	SW0236-NAA-MW01, MW40	10/07/2017	11.248	8.272	19.52
MW040	SW0236-NAA-MW01, MW40	14/05/2018	12.19	7.33	19.52
MW040	SW0236-NAA-MW01, MW40	13/11/2019	12.473	7.047	19.52
MW040	SW0236-NAA-MW01, MW40	11/05/2020	12.365	7.155	19.52
MW040	SW0236-NAA-MW01, MW40	10/11/2020	12.193	7.327	19.52
MW040	SW0236-NAA-MW01, MW40	3/05/2021 7:44	11.499	8.021	19.52
MW040	SW0236-NAA-MW01, MW40	23/11/2021 11:43	11.679	7.841	19.52
MW040	SW0236-NAA-MW01, MW40	25/05/2022 9:44	10.334	9.186	19.52
MW040	SW0236-NAA-MW01, MW40	2/11/2022 8:37	10.099	9.421	19.52
MW040	SW0236-NAA-MW01, MW40	12/05/2023 10:20	10.879	8.641	19.52
MW040	SW0236-NAA-MW01, MW40	21/11/2023 8:07	11.256	8.264	19.52
MW040	SW0236-NAA-MW01,MW40	21/05/2024	10.91	8.61	19.52
MW041	SW0234-NAA-MW01, MW41	10/07/2017	11.225	8.505	19.73
MW041	SW0234-NAA-MW01, MW41	14/05/2018	12.085	7.645	19.73
MW041	SW0234-NAA-MW01, MW41	13/11/2019	12.528	7.202	19.73
MW041	SW0234-NAA-MW01, MW41	11/05/2020	12.047	7.683	19.73
MW041	SW0234-NAA-MW01, MW41	10/11/2020	12.252	7.478	19.73
MW041	SW0234-NAA-MW01, MW41	3/05/2021 8:58	11.604	8.126	19.73
MW041	SW0234-NAA-MW01, MW41	23/11/2021 10:14	11.721	8.009	19.73
MW041	SW0234-NAA-MW01, MW41	25/05/2022 9:44	10.353	9.377	19.73
MW041	SW0234-NAA-MW01, MW41	2/11/2022 12:17	10.151	9.579	19.73
MW041	SW0234-NAA-MW01, MW41	15/05/2023 12:09	10.779	8.951	19.73
MW041	SW0234-NAA-MW01, MW41	21/11/2023 8:41	11.205	8.525	19.73
MW041	SW0234-NAA-MW01,MW41	21/05/2024	10.885	8.845	19.73
MW041	SW0234-NAA-MW01,MW41	21/05/2024	10.9	8.83	19.73
MW042	SW0237-NAA-MW01, MW42	10/07/2017	10.809	7.511	18.32
MW042	SW0237-NAA-MW01, MW42	14/05/2018	11.462	6.858	18.32
MW042	SW0237-NAA-MW01, MW42	13/11/2019	11.719	6.601	18.32
MW042	SW0237-NAA-MW01, MW42	11/05/2020	11.718	6.602	18.32
MW042	SW0237-NAA-MW01, MW42	10/11/2020	11.546	6.774	18.32
MW042	SW0237-NAA-MW01, MW42	3/05/2021 9:10	11.198	7.122	18.32
MW042	SW0237-NAA-MW01, MW42	23/11/2021 10:26	11.099	7.221	18.32
MW042	SW0237-NAA-MW01, MW42	25/05/2022 13:23	10.122	8.198	18.32
MW042	SW0237-NAA-MW01, MW42	2/11/2022 12:43	9.745	8.575	18.32
MW042	SW0237-NAA-MW01, MW42	12/05/2023 10:47	10.141	8.179	18.32
MW042	SW0237-NAA-MW01, MW42	21/11/2023 8:48	10.516	7.804	18.32
MW042	SW0237-NAA-MW01, MW42	21/11/2023 14:08	10.49	7.83	18.32
MW042	SW0237-NAA-MW01,MW42	21/05/2024	10.41	7.91	18.32
MW043	SW0235-NAA-MW01, MW43	10/07/2017	9.134	7.316	16.45
MW043	SW0235-NAA-MW01, MW43	14/05/2018	9.925	6.525	16.45
MW043	SW0235-NAA-MW01, MW43	13/11/2019	10.008	6.442	16.45
MW043	SW0235-NAA-MW01, MW43	11/05/2020	10.007	6.443	16.45
MW043	SW0235-NAA-MW01, MW43	10/11/2020	9.827	6.623	16.45
MW043	SW0235-NAA-MW01, MW43	3/05/2021 9:20	5.562	10.888	16.45
MW043	SW0235-NAA-MW01, MW43	23/11/2021 10:42	9.355	7.095	16.45
MW043	SW0235-NAA-MW01, MW43	25/05/2022 10:22	8.44	8.01	16.45
MW043	SW0235-NAA-MW01, MW43	2/11/2022 13:06	8.65	7.8	16.45
MW043	SW0235-NAA-MW01, MW43	15/05/2023 12:21	8.349	8.101	16.45

Table C1 Historical OMP Groundwater Elevation Data

Location	Alternative Name	Date Time	Water Depth bTOC	Groundwater Elevation (mAHD)	Top of casing (mAHD)
MW043	SW0235-NAA-MW01, MW43	21/11/2023 9:02	8.655	7.795	16.45
MW043	SW0235-NAA-MW01,MW43	21/05/2024	8.74	7.71	16.45
MW045	SW0241-NAA-MW02, MW45	6/07/2017	9.811	6.929	16.74
MW045	SW0241-NAA-MW02, MW45	13/11/2019	10.561	6.179	16.74
MW045	SW0241-NAA-MW02, MW45	12/05/2020	12.628	4.112	16.74
MW045	SW0241-NAA-MW02, MW45	10/11/2020	10.419	6.321	16.74
MW045	SW0241-NAA-MW02, MW45	7/05/2021 8:44	10.037	6.703	16.74
MW045	SW0241-NAA-MW02, MW45	18/11/2022 8:55	8.599	8.141	16.74
MW045	SW0241-NAA-MW02, MW45	9/05/2023 10:28	9.17	7.57	16.74
MW045	SW0241-NAA-MW02, MW45	23/11/2023 11:34	9.615	7.125	16.74
MW045	SW0241-NAA-MW02,MW45	20/05/2024	9.434	7.306	16.74
MW046	SW0241-NAA-MW03, MW46	6/07/2017	9.772	6.938	16.71
MW046	SW0241-NAA-MW03, MW46	13/11/2019	10.542	6.168	16.71
MW046	SW0241-NAA-MW03, MW46	12/05/2020	10.574	6.136	16.71
MW046	SW0241-NAA-MW03, MW46	10/11/2020	10.393	6.317	16.71
MW046	SW0241-NAA-MW03, MW46	4/05/2021 15:15	10.015	6.695	16.71
MW046	SW0241-NAA-MW03, MW46	22/11/2021 13:20	9.925	6.785	16.71
MW046	SW0241-NAA-MW03, MW46	24/05/2022 16:19	8.734	7.976	16.71
MW046	SW0241-NAA-MW03, MW46	7/11/2022 11:25	8.57	8.14	16.71
MW046	SW0241-NAA-MW03, MW46	9/05/2023 10:18	9.115	7.595	16.71
MW046	SW0241-NAA-MW03, MW46	23/11/2023 11:49	9.563	7.147	16.71
MW046	SW0241-NAA-MW03,MW46	20/05/2024	9.385	7.325	16.71
MW047	SW0061-NAA-MW01, MW47	6/07/2017	8.039	5.741	13.78
MW047	SW0061-NAA-MW01, MW47	27/11/2017	8.465	5.315	13.78
MW047	SW0061-NAA-MW01, MW47	14/05/2018	9.115	4.665	13.78
MW047	SW0061-NAA-MW01, MW47	13/11/2019	9.134	4.646	13.78
MW047	SW0061-NAA-MW01, MW47	12/05/2020	8.671	5.109	13.78
MW047	SW0061-NAA-MW01, MW47	10/11/2020	8.477	5.303	13.78
MW047	SW0061-NAA-MW01, MW47	3/05/2021 10:05	7.474	6.306	13.78
MW047	SW0061-NAA-MW01, MW47	23/11/2021 13:59	8.05	5.73	13.78
MW047	SW0061-NAA-MW01, MW47	25/05/2022 11:18	6.8	6.98	13.78
MW047	SW0061-NAA-MW01, MW47	2/11/2022 14:03	6.93	6.85	13.78
MW047	SW0061-NAA-MW01, MW47	15/05/2023 12:44	8.337	5.443	13.78
MW047	SW0061-NAA-MW01, MW47	21/11/2023 9:31	8.548	5.232	13.78
MW047	SW0061-NAA-MW01, MW47	21/11/2023 14:21	8.508	5.272	13.78
MW047	SW0061-NAA-MW01,MW47	21/05/2024	7.78	6	13.78
MW048	SW0061-NAA-MW02, MW48	5/07/2017	11.826	5.794	17.62
MW048	SW0061-NAA-MW02, MW48	27/11/2017	12.25	5.37	17.62
MW048	SW0061-NAA-MW02, MW48	14/05/2018	12.885	4.735	17.62
MW048	SW0061-NAA-MW02, MW48	13/11/2019	12.956	4.664	17.62
MW048	SW0061-NAA-MW02, MW48	11/05/2020	12.504	5.116	17.62
MW048	SW0061-NAA-MW02, MW48	10/11/2020	12.314	5.306	17.62
MW048	SW0061-NAA-MW02, MW48	3/05/2021 9:56	11.302	6.318	17.62
MW048	SW0061-NAA-MW02, MW48	23/11/2021 13:52	11.89	5.73	17.62
MW048	SW0061-NAA-MW02, MW48	25/05/2022 11:06	10.628	6.992	17.62
MW048	SW0061-NAA-MW02, MW48	2/11/2022 13:46	10.745	6.875	17.62
MW048	SW0061-NAA-MW02, MW48	12/05/2023 12:11	11.935	5.685	17.62
MW048	SW0061-NAA-MW02, MW48	21/11/2023 9:21	12.069	5.551	17.62
MW048	SW0061-NAA-MW02,MW48	21/05/2024	11.635	5.985	17.62
MW050	SW0061-BH102/2, MW50	6/07/2017	4.411	5.789	10.2
MW050	SW0061-BH102/2, MW50	27/11/2017	4.86	5.34	10.2
MW050	SW0061-BH102/2, MW50	14/05/2018	5.492	4.708	10.2
MW050	SW0061-BH102/2, MW50	13/11/2019	5.48	4.72	10.2
MW050	SW0061-BH102/2, MW50	15/05/2020	5.019	5.181	10.2
MW050	SW0061-BH102/2, MW50	10/11/2020	4.817	5.383	10.2
MW050	SW0061-BH102/2, MW50	3/05/2021 10:44	3.844	6.356	10.2
MW050	SW0061-BH102/2, MW50	23/11/2021 14:27	4.371	5.829	10.2
MW050	SW0061-BH102/2, MW50	25/05/2022 14:10	3.132	7.068	10.2
MW050	SW0061-BH102/2, MW50	2/11/2022 14:52	3.304	6.896	10.2
MW050	SW0061-BH102/2, MW50	15/05/2023 13:07	4.29	5.91	10.2
MW050	SW0061-BH102/2, MW50	21/11/2023 9:52	4.856	5.344	10.2
MW050	SW0061-BH102/2,MW50	21/05/2024	4.14	6.06	10.2
MW051	SW0061-BH102/5, MW51	6/07/2017	2.61	7.69	10.3
MW051	SW0061-BH102/5, MW51	14/05/2018	3.774	6.526	10.3

Table C1 Historical OMP Groundwater Elevation Data

Location	Alternative Name	Date Time	Water Depth bTOC	Groundwater Elevation (mAHD)	Top of casing (mAHD)
MW051	SW0061-BH102/5, MW51	13/11/2019	3.336	6.964	10.3
MW051	SW0061-BH102/5, MW51	11/05/2020	2.982	7.318	10.3
MW051	SW0061-BH102/5, MW51	10/11/2020	2.728	7.572	10.3
MW051	SW0061-BH102/5, MW51	3/05/2021 10:25	2.691	7.609	10.3
MW051	SW0061-BH102/5, MW51	23/11/2021 14:16	2.836	7.464	10.3
MW051	SW0061-BH102/5, MW51	25/05/2022 11:45	2.42	7.88	10.3
MW051	SW0061-BH102/5, MW51	2/11/2022 14:37	2.5	7.8	10.3
MW051	SW0061-BH102/5, MW51	15/05/2023 13:00	3.141	7.159	10.3
MW051	SW0061-BH102/5, MW51	21/11/2023 9:45	3.438	6.862	10.3
MW051	SW0061-BH102/5,MW51	21/05/2024	2.84	7.46	10.3
MW052	SW0061-BH102/6, MW52	6/07/2017	5.274	5.436	10.71
MW052	SW0061-BH102/6, MW52	14/05/2018	6.039	4.671	10.71
MW052	SW0061-BH102/6, MW52	13/11/2019	6.038	4.672	10.71
MW052	SW0061-BH102/6, MW52	11/05/2020	5.579	5.131	10.71
MW052	SW0061-BH102/6, MW52	10/11/2020	5.385	5.325	10.71
MW052	SW0061-BH102/6, MW52	3/05/2021 10:16	4.39	6.32	10.71
MW052	SW0061-BH102/6, MW52	23/11/2021 14:07	4.952	5.758	10.71
MW052	SW0061-BH102/6, MW52	25/05/2022 11:32	3.679	7.031	10.71
MW052	SW0061-BH102/6, MW52	2/11/2022 14:20	3.82	6.89	10.71
MW052	SW0061-BH102/6, MW52	15/05/2023 12:53	4.929	5.781	10.71
MW052	SW0061-BH102/6, MW52	21/11/2023 9:39	5.427	5.283	10.71
MW052	SW0061-BH102/6,MW52	21/05/2024	4.67	6.04	10.71
MW053	SW0138-NAA-MW01, MW53	3/07/2017	14.185	6.765	20.95
MW053	SW0138-NAA-MW01, MW53	14/05/2018	15.025	5.925	20.95
MW053	SW0138-NAA-MW01, MW53	14/11/2019	15.09	5.86	20.95
MW053	SW0138-NAA-MW01, MW53	12/05/2020	14.994	5.956	20.95
MW053	SW0138-NAA-MW01, MW53	11/11/2020	14.786	6.164	20.95
MW053	SW0138-NAA-MW01, MW53	3/05/2021 15:48	14.075	6.875	20.95
MW053	SW0138-NAA-MW01, MW53	24/11/2021 9:11	14.368	6.582	20.95
MW053	SW0138-NAA-MW01, MW53	26/05/2022 9:10	11.751	9.199	20.95
MW053	SW0138-NAA-MW01, MW53	10/11/2022 17:20	12.286	8.664	20.95
MW053	SW0138-NAA-MW01, MW53	9/05/2023 15:44	13.921	7.029	20.95
MW053	SW0138-NAA-MW01, MW53	20/11/2023 14:24	14.316	6.634	20.95
MW053	SW0138-NAA-MW01,MW53	24/05/2024	13.89	7.06	20.95
MW054	SW0138-NAA-MW02, MW54	30/06/2017	17.537	6.773	24.31
MW054	SW0138-NAA-MW02, MW54	14/05/2018	18.4	5.91	24.31
MW054	SW0138-NAA-MW02, MW54	14/11/2019	18.414	5.896	24.31
MW054	SW0138-NAA-MW02, MW54	12/05/2020	18.318	5.992	24.31
MW054	SW0138-NAA-MW02, MW54	11/11/2020	18.05	6.26	24.31
MW054	SW0138-NAA-MW02, MW54	4/05/2021 11:09	17.355	6.955	24.31
MW054	SW0138-NAA-MW02, MW54	24/11/2021 8:29	17.676	6.634	24.31
MW054	SW0138-NAA-MW02, MW54	24/05/2022 9:58	16.501	7.809	24.31
MW054	SW0138-NAA-MW02, MW54	10/11/2022 16:42	16.652	7.658	24.31
MW054	SW0138-NAA-MW02, MW54	9/05/2023 16:47	17.252	7.058	24.31
MW054	SW0138-NAA-MW02, MW54	20/11/2023 15:35	18		24.31
MW054	SW0138-NAA-MW02,MW54	24/05/2024	17.195	7.115	24.31
MW056	SW0138-BH8/17, MW56	3/07/2017	12.569	6.821	19.39
MW056	SW0138-BH8/17, MW56	14/05/2018	13.438	5.952	19.39
MW056	SW0138-BH8/17, MW56	14/11/2019	13.458	5.932	19.39
MW056	SW0138-BH8/17, MW56	12/05/2020	13.418	5.972	19.39
MW056	SW0138-BH8/17, MW56	13/11/2020	13.107	6.283	19.39
MW056	SW0138-BH8/17, MW56	7/05/2021 9:10	12.483	6.907	19.39
MW056	SW0138-BH8/17, MW56	24/11/2021 8:54	12.746	6.644	19.39
MW056	SW0138-BH8/17, MW56	25/05/2022 17:00	11.465	7.925	19.39
MW056	SW0138-BH8/17, MW56	7/11/2022 8:46	11.661	7.729	19.39
MW056	SW0138-BH8/17, MW56	9/05/2023 16:02	12.334	7.056	19.39
MW056	SW0138-BH8/17, MW56	20/11/2023 14:36	12.498	6.892	19.39
MW056	SW0138-BH8/17,MW56	24/05/2024	12.275	7.115	19.39
MW057	SW0138-BH8/18, MW57	3/07/2017	16.041	6.879	22.92
MW057	SW0138-BH8/18, MW57	14/11/2019	17.014	5.906	22.92
MW057	SW0138-BH8/18, MW57	12/05/2020	16.9	6.02	22.92
MW057	SW0138-BH8/18, MW57	11/11/2020	16.702	6.218	22.92
MW057	SW0138-BH8/18, MW57	4/05/2021 11:19	15.93	6.99	22.92
MW057	SW0138-BH8/18, MW57	24/11/2021 8:13	16.274	6.646	22.92

Table C1 Historical OMP Groundwater Elevation Data

Location	Alternative Name	Date Time	Water Depth bTOC	Groundwater Elevation (mAHD)	Top of casing (mAHD)
MW057	SW0138-BH8/18, MW57	31/05/2022 14:24	14.825	8.095	22.92
MW057	SW0138-BH8/18, MW57	10/11/2022 17:03	15.21	7.71	22.92
MW057	SW0138-BH8/18, MW57	9/05/2023 16:57	15.961	6.959	22.92
MW057	SW0138-BH8/18, MW57	20/11/2023 15:56	16.266	6.654	22.92
MW057	SW0138-BH8/18,MW57	24/05/2024	15.81	7.11	22.92
MW058	SW0138-BH8/19, MW58	30/06/2017	16.05	6.773	22.823
MW058	SW0138-BH8/19, MW58	27/11/2017	16.34	6.483	22.823
MW058	SW0138-BH8/19, MW58	14/05/2018	18.41	4.413	22.823
MW058	SW0138-BH8/19, MW58	14/11/2019	16.954	5.869	22.823
MW058	SW0138-BH8/19, MW58	12/05/2020	16.817	6.006	22.823
MW058	SW0138-BH8/19, MW58	11/11/2020	15.602	7.221	22.823
MW058	SW0138-BH8/19, MW58	4/05/2021 10:58	15.914	6.909	22.823
MW058	SW0138-BH8/19, MW58	24/11/2021 8:43	16.223	6.6	22.823
MW058	SW0138-BH8/19, MW58	10/11/2022 16:25	15.275	7.548	22.823
MW058	SW0138-BH8/19, MW58	9/05/2023 16:35	15.923	6.9	22.823
MW058	SW0138-BH8/19, MW58	20/11/2023 15:50	16.238	6.585	22.823
MW058	SW0138-BH8/19,MW58	24/05/2024	15.787	7.036	22.823
MW058	SW0138-BH8/19,MW58	14/06/2024	15.507	7.316	22.823
MW059	SW0138-BH8/26, MW59	3/07/2017	12.014	8.726	20.74
MW059	SW0138-BH8/26, MW59	27/11/2017	14.165	6.575	20.74
MW059	SW0138-BH8/26, MW59	14/05/2018	14.785	5.955	20.74
MW059	SW0138-BH8/26, MW59	14/11/2019	14.864	5.876	20.74
MW059	SW0138-BH8/26, MW59	12/05/2020	14.694	6.046	20.74
MW059	SW0138-BH8/26, MW59	15/05/2020	14.702	6.038	20.74
MW059	SW0138-BH8/26, MW59	13/11/2020	14.392	6.348	20.74
MW059	SW0138-BH8/26, MW59	7/05/2021	13.412	7.328	20.74
MW059	SW0138-BH8/26, MW59	29/11/2021 16:51	13.956	6.784	20.74
MW059	SW0138-BH8/26, MW59	31/05/2022 14:39	12.705	8.035	20.74
MW059	SW0138-BH8/26, MW59	7/11/2022 9:04	13.07	7.67	20.74
MW059	SW0138-BH8/26, MW59	9/05/2023 16:20	13.708	7.032	20.74
MW059	SW0138-BH8/26, MW59	20/11/2023 14:58	14.019	6.721	20.74
MW059	SW0138-BH8/26, MW59	21/11/2023 13:45	14.026	6.714	20.74
MW059	SW0138-BH8/26,MW59	24/05/2024	13.955	6.785	20.74
MW060	SW0279-NAA-MW01, MW60	5/07/2017	11.258	6.632	17.89
MW060	SW0279-NAA-MW01, MW60	14/11/2019	12.222	5.668	17.89
MW060	SW0279-NAA-MW01, MW60	12/05/2020	12.031	5.859	17.89
MW060	SW0279-NAA-MW01, MW60	11/11/2020	11.821	6.069	17.89
MW060	SW0279-NAA-MW01, MW60	4/05/2021 13:26	11.196	6.694	17.89
MW060	SW0279-NAA-MW01, MW60	24/11/2021 15:19	11.261	6.629	17.89
MW060	SW0279-NAA-MW01, MW60	25/05/2022 16:20	9.921	7.969	17.89
MW060	SW0279-NAA-MW01, MW60	7/11/2022 9:48	9.846	8.044	17.89
MW060	SW0279-NAA-MW01, MW60	9/05/2023 12:12	10.574	7.316	17.89
MW060	SW0279-NAA-MW01, MW60	23/11/2023 8:13	11.059	6.831	17.89
MW060	SW0279-NAA-MW01,MW60	20/05/2024	10.729	7.161	17.89
MW061	SW0279-NAA-MW02, MW61	5/07/2017	11.158	7.232	18.39
MW061	SW0279-NAA-MW02, MW61	14/05/2018	12.207	6.183	18.39
MW061	SW0279-NAA-MW02, MW61	14/11/2019	12.382	6.008	18.39
MW061	SW0279-NAA-MW02, MW61	12/05/2020	12.311	6.079	18.39
MW061	SW0279-NAA-MW02, MW61	11/11/2020	12.058	6.332	18.39
MW061	SW0279-NAA-MW02, MW61	4/05/2021 13:36	11.702	6.688	18.39
MW061	SW0279-NAA-MW02, MW61	24/11/2021 15:36	11.571	6.819	18.39
MW061	SW0279-NAA-MW02, MW61	25/05/2022 16:37	10.301	8.089	18.39
MW061	SW0279-NAA-MW02, MW61	7/11/2022 10:08	10.349	8.041	18.39
MW061	SW0279-NAA-MW02, MW61	9/05/2023 12:06	10.935	7.455	18.39
MW061	SW0279-NAA-MW02, MW61	23/11/2023 8:00	11.299	7.091	18.39
MW061	SW0279-NAA-MW02,MW61	20/05/2024	11.01	7.38	18.39
MW061	SW0279-NAA-MW02,MW61	21/05/2024	11.003	7.387	18.39
MW062	SW0238-NAA-MW01, MW62	5/07/2017	11.601	7.309	18.91
MW062	SW0238-NAA-MW01, MW62	14/05/2018	12.302	6.608	18.91
MW062	SW0238-NAA-MW01, MW62	14/11/2019	12.505	6.405	18.91
MW062	SW0238-NAA-MW01, MW62	12/05/2020	12.457	6.453	18.91
MW062	SW0238-NAA-MW01, MW62	11/11/2020	12.034	6.876	18.91
MW062	SW0238-NAA-MW01, MW62	4/05/2021 16:06	12.002	6.908	18.91
MW062	SW0238-NAA-MW01, MW62	22/11/2021 14:06	11.91	7	18.91

Table C1 Historical OMP Groundwater Elevation Data

Location	Alternative Name	Date Time	Water Depth bTOC	Groundwater Elevation (mAHD)	Top of casing (mAHD)
MW062	SW0238-NAA-MW01, MW62	27/05/2022 8:09	10.803	8.107	18.91
MW062	SW0238-NAA-MW01, MW62	3/11/2022 15:54	10.575	8.335	18.91
MW062	SW0238-NAA-MW01, MW62	9/05/2023 9:13	10.965	7.945	18.91
MW062	SW0238-NAA-MW01, MW62	23/11/2023 9:00	11.426	7.484	18.91
MW062	SW0238-NAA-MW01,MW62	20/05/2024	11.24	7.67	18.91
MW063	SW0238-NAA-MW02, MW63	5/07/2017	12.34	7.28	19.62
MW063	SW0238-NAA-MW02, MW63	14/05/2018	13	6.62	19.62
MW063	SW0238-NAA-MW02, MW63	14/11/2019	13.277	6.343	19.62
MW063	SW0238-NAA-MW02, MW63	12/05/2020	13.206	6.414	19.62
MW063	SW0238-NAA-MW02, MW63	11/11/2020	13.309	6.311	19.62
MW063	SW0238-NAA-MW02, MW63	4/05/2021 15:49	12.697	6.923	19.62
MW063	SW0238-NAA-MW02, MW63	22/11/2021 13:52	12.599	7.021	19.62
MW063	SW0238-NAA-MW02, MW63	27/05/2022 8:22	11.639	7.981	19.62
MW063	SW0238-NAA-MW02, MW63	3/11/2022 15:32	11.315	8.305	19.62
MW063	SW0238-NAA-MW02, MW63	9/05/2023 9:34	10.7	8.92	19.62
MW063	SW0238-NAA-MW02, MW63	23/11/2023 8:39	12.154	7.466	19.62
MW063	SW0238-NAA-MW02,MW63	20/05/2024	11.955	7.665	19.62
MW064	SW0059-NAA-MW01, MW64	4/07/2017	11.083	6.777	17.86
MW064	SW0059-NAA-MW01, MW64	13/11/2019	11.594	6.266	17.86
MW064	SW0059-NAA-MW01, MW64	11/05/2020	11.823	6.037	17.86
MW064	SW0059-NAA-MW01, MW64	10/11/2020	11.364	6.496	17.86
MW064	SW0059-NAA-MW01, MW64	4/05/2021 14:26	11.126	6.734	17.86
MW064	SW0059-NAA-MW01, MW64	22/11/2021 11:46	11.175	6.685	17.86
MW064	SW0059-NAA-MW01, MW64	24/05/2022 14:35	9.68	8.18	17.86
MW064	SW0059-NAA-MW01, MW64	2/11/2022 11:15	9.685	8.175	17.86
MW064	SW0059-NAA-MW01, MW64	9/05/2023 11:40	10.56	7.3	17.86
MW064	SW0059-NAA-MW01, MW64	23/11/2023 11:17	10.965	6.895	17.86
MW064	SW0059-NAA-MW01,MW64	20/05/2024	10.61	7.25	17.86
MW064	SW0059-NAA-MW01,MW64	21/05/2024	10.72	7.14	17.86
MW065	SW0059-NAA-MW02, MW65	4/07/2017	11.284	6.666	17.95
MW065	SW0059-NAA-MW02, MW65	14/05/2018	11.98	5.97	17.95
MW065	SW0059-NAA-MW02, MW65	13/11/2019	11.793	6.157	17.95
MW065	SW0059-NAA-MW02, MW65	11/05/2020	12.027	5.923	17.95
MW065	SW0059-NAA-MW02, MW65	10/11/2020	11.839	6.111	17.95
MW065	SW0059-NAA-MW02, MW65	4/05/2021 13:54	11.318	6.632	17.95
MW065	SW0059-NAA-MW02, MW65	22/11/2021 11:12	11.375	6.575	17.95
MW065	SW0059-NAA-MW02, MW65	24/05/2022 15:01	10.051	7.899	17.95
MW065	SW0059-NAA-MW02, MW65	2/11/2022 10:50	9.89	8.06	17.95
MW065	SW0059-NAA-MW02, MW65	9/05/2023 11:27	10.552	7.398	17.95
MW065	SW0059-NAA-MW02, MW65	23/11/2023 10:27	11.18	6.77	17.95
MW065	SW0059-NAA-MW02,MW65	20/05/2024	10.95	7	17.95
MW066	SW0059-NAA-MW03, MW66	4/07/2017	11.313	6.717	18.03
MW066	SW0059-NAA-MW03, MW66	14/05/2018	12.015	6.015	18.03
MW066	SW0059-NAA-MW03, MW66	13/11/2019	11.84	6.19	18.03
MW066	SW0059-NAA-MW03, MW66	11/05/2020	12.044	5.986	18.03
MW066	SW0059-NAA-MW03, MW66	10/11/2020	11.853	6.177	18.03
MW066	SW0059-NAA-MW03, MW66	4/05/2021 14:06	11.332	6.698	18.03
MW066	SW0059-NAA-MW03, MW66	22/11/2021 11:29	11.403	6.627	18.03
MW066	SW0059-NAA-MW03, MW66	24/05/2022 15:16	10.067	7.963	18.03
MW066	SW0059-NAA-MW03, MW66	2/11/2022 10:33	9.925	8.105	18.03
MW066	SW0059-NAA-MW03, MW66	9/05/2023 11:07	10.542	7.488	18.03
MW066	SW0059-NAA-MW03, MW66	23/11/2023 11:03	11.201	6.829	18.03
MW066	SW0059-NAA-MW03,MW66	20/05/2024	10.92	7.11	18.03
MW067	SW0246-NAA-MW01, MW67	5/07/2017	11.399	7.201	18.6
MW067	SW0246-NAA-MW01, MW67	14/05/2018	12.105	6.495	18.6
MW067	SW0246-NAA-MW01, MW67	14/11/2019	12.294	6.306	18.6
MW067	SW0246-NAA-MW01, MW67	15/05/2020	12.273	6.327	18.6
MW067	SW0246-NAA-MW01, MW67	11/11/2020	11.055	7.545	18.6
MW067	SW0246-NAA-MW01, MW67	5/05/2021 12:20	11.665	6.935	18.6
MW067	SW0246-NAA-MW01, MW67	22/11/2021 14:35	11.648	6.952	18.6
MW067	SW0246-NAA-MW01, MW67	26/05/2022 16:43	10.533	8.067	18.6
MW067	SW0246-NAA-MW01, MW67	3/11/2022 14:52	10.295	8.305	18.6
MW067	SW0246-NAA-MW01, MW67	9/05/2023 8:55	10.75	7.85	18.6
MW067	SW0246-NAA-MW01, MW67	23/11/2023 9:35	11.203	7.397	18.6

Table C1 Historical OMP Groundwater Elevation Data

Location	Alternative Name	Date Time	Water Depth bTOC	Groundwater Elevation (mAHD)	Top of casing (mAHD)
MW067	SW0246-NAA-MW01,MW67	20/05/2024	11.05	7.55	18.6
MW068	SW0246-NAA-MW02, MW68	5/07/2017	11.456	7.594	19.05
MW068	SW0246-NAA-MW02, MW68	14/05/2018	12.475	6.575	19.05
MW068	SW0246-NAA-MW02, MW68	14/11/2019	12.717	6.333	19.05
MW068	SW0246-NAA-MW02, MW68	12/05/2020	12.535	6.515	19.05
MW068	SW0246-NAA-MW02, MW68	11/11/2020	12.249	6.801	19.05
MW068	SW0246-NAA-MW02, MW68	4/05/2021 16:20	11.486	7.564	19.05
MW068	SW0246-NAA-MW02, MW68	23/11/2021 7:49	11.692	7.358	19.05
MW068	SW0246-NAA-MW02, MW68	26/05/2022 17:05	10.031	9.019	19.05
MW068	SW0246-NAA-MW02, MW68	3/11/2022 13:50	9.765	9.285	19.05
MW068	SW0246-NAA-MW02, MW68	9/05/2023 8:08	10.42	8.63	19.05
MW068	SW0246-NAA-MW02, MW68	23/11/2023 8:27	11.159	7.891	19.05
MW068	SW0246-NAA-MW02,MW68	20/05/2024	10.68	8.37	19.05
MW069	SW0246-NAA-MW03, MW69	5/07/2017	11.6	7.43	19.03
MW069	SW0246-NAA-MW03, MW69	27/11/2017	11.605	7.425	19.03
MW069	SW0246-NAA-MW03, MW69	14/05/2018	12.44	6.59	19.03
MW069	SW0246-NAA-MW03, MW69	14/11/2019	12.664	6.366	19.03
MW069	SW0246-NAA-MW03, MW69	15/05/2020	12.511	6.519	19.03
MW069	SW0246-NAA-MW03, MW69	11/11/2020	12.327	6.703	19.03
MW069	SW0246-NAA-MW03, MW69	5/05/2021 12:27	11.762	7.268	19.03
MW069	SW0246-NAA-MW03, MW69	23/11/2021 7:37	11.871	7.159	19.03
MW069	SW0246-NAA-MW03, MW69	27/05/2022 7:56	10.479	8.551	19.03
MW069	SW0246-NAA-MW03, MW69	3/11/2022 15:09	10.295	8.735	19.03
MW069	SW0246-NAA-MW03, MW69	11/05/2023 6:55	10.909	8.121	19.03
MW069	SW0246-NAA-MW03, MW69	23/11/2023 9:49	11.406	7.624	19.03
MW069	SW0246-NAA-MW03,MW69	20/05/2024	11.12	7.91	19.03
MW070	SW0246-BH2/MW2, MW70	5/07/2017	4.28	15.12	19.4
MW070	SW0246-BH2/MW2, MW70	14/05/2018	4.449	14.951	19.4
MW070	SW0246-BH2/MW2, MW70	15/05/2020	4.268	15.132	19.4
MW070	SW0246-BH2/MW2, MW70	13/11/2020	4.125	15.275	19.4
MW070	SW0246-BH2/MW2, MW70	4/05/2021 15:30	4.045	15.355	19.4
MW070	SW0246-BH2/MW2, MW70	22/11/2021 15:00	4.107	15.293	19.4
MW070	SW0246-BH2/MW2, MW70	26/05/2022 9:24	3.301	16.099	19.4
MW070	SW0246-BH2/MW2, MW70	3/11/2022 14:18	3.599	15.801	19.4
MW070	SW0246-BH2/MW2, MW70	9/05/2023 8:28	4.074	15.326	19.4
MW070	SW0246-BH2/MW2, MW70	23/11/2023 9:20	4.414	14.986	19.4
MW070	SW0246-BH2/MW2,MW70	20/05/2024	3.857	15.543	19.4
MW071	SW0246-BH4/MW4, MW71	4/07/2017	3.48	15.67	19.15
MW071	SW0246-BH4/MW4, MW71	14/05/2018	4.104	15.046	19.15
MW071	SW0246-BH4/MW4, MW71	14/11/2019	3.957	15.193	19.15
MW071	SW0246-BH4/MW4, MW71	15/05/2020	3.937	15.213	19.15
MW071	SW0246-BH4/MW4, MW71	13/11/2020	3.746	15.404	19.15
MW071	SW0246-BH4/MW4, MW71	4/05/2021 15:42	3.73	15.42	19.15
MW071	SW0246-BH4/MW4, MW71	22/11/2021 14:51	3.673	15.477	19.15
MW071	SW0246-BH4/MW4, MW71	26/05/2022 9:35	2.882	16.268	19.15
MW071	SW0246-BH4/MW4, MW71	3/11/2022 14:32	3.21	15.94	19.15
MW071	SW0246-BH4/MW4, MW71	9/05/2023 8:38	3.701	15.449	19.15
MW071	SW0246-BH4/MW4, MW71	23/11/2023 9:14	4.183	14.967	19.15
MW071	SW0246-BH4/MW4,MW71	20/05/2024	3.455	15.695	19.15
MW072	SW0003-BHFF19, MW72	4/07/2017	8.819	7.041	15.86
MW072	SW0003-BHFF19, MW72	14/05/2018	10.038	5.822	15.86
MW072	SW0003-BHFF19, MW72	13/11/2019	10.277	5.583	15.86
MW072	SW0003-BHFF19, MW72	11/05/2020	9.922	5.938	15.86
MW072	SW0003-BHFF19, MW72	11/11/2020	9.492	6.368	15.86
MW072	SW0003-BHFF19, MW72	5/05/2021 12:01	8.385	7.475	15.86
MW072	SW0003-BHFF19, MW72	24/11/2021 15:06	8.571	7.289	15.86
MW072	SW0003-BHFF19, MW72	24/05/2022 15:39	6.931	8.929	15.86
MW072	SW0003-BHFF19, MW72	10/11/2022 9:47	7.074	8.786	15.86
MW072	SW0003-BHFF19, MW72	15/05/2023 14:38	8.126	7.734	15.86
MW072	SW0003-BHFF19, MW72	21/11/2023 11:43	9.169	6.691	15.86
MW072	SW0003-BHFF19,MW72	22/05/2024	8.57	7.29	15.86
MW073	SW0003-MW02, MW73	4/07/2017	8.117	7.214	15.331
MW073	SW0003-MW02, MW73	14/05/2018	9.304	6.027	15.331
MW073	SW0003-MW02, MW73	28/11/2019	10.052	5.279	15.331

Table C1 Historical OMP Groundwater Elevation Data

Location	Alternative Name	Date Time	Water Depth bTOC	Groundwater Elevation (mAHD)	Top of casing (mAHD)
MW073	SW0003-MW02, MW73	12/05/2020	9.684	5.647	15.331
MW073	SW0003-MW02, MW73	11/11/2020	10.041	5.29	15.331
MW073	SW0003-MW02, MW73	5/05/2021	8.98	6.351	15.331
MW073	SW0003-MW02, MW73	24/11/2021 14:16	8.802	6.529	15.331
MW073	SW0003-MW02, MW73	24/05/2022 13:11	7.262	8.069	15.331
MW073	SW0003-MW02, MW73	10/11/2022 9:27	7.17	8.161	15.331
MW073	SW0003-MW02, MW73	15/05/2023 14:48	7.888	7.443	15.331
MW073	SW0003-MW02, MW73	21/11/2023 11:33	8.551	6.78	15.331
MW073	SW0003-MW02,MW73	22/05/2024	8.425	6.906	15.331
MW073	SW0003-MW02,MW73	23/05/2024	8.456	6.875	15.331
MW074	SW0003-MW03, MW74	4/07/2017	8.89	6.74	15.63
MW074	SW0003-MW03, MW74	14/05/2018	10.357	5.273	15.63
MW074	SW0003-MW03, MW74	12/05/2020	10.43	5.2	15.63
MW074	SW0003-MW03, MW74	11/11/2020	9.564	6.066	15.63
MW074	SW0003-MW03, MW74	5/05/2021	5.586	10.044	15.63
MW074	SW0003-MW03, MW74	24/11/2021 14:40	9.248	6.382	15.63
MW074	SW0003-MW03, MW74	24/05/2022 13:22	7.657	7.973	15.63
MW074	SW0003-MW03, MW74	10/11/2022 9:36	7.39	8.24	15.63
MW074	SW0003-MW03, MW74	15/05/2023 10:43	8.351	7.279	15.63
MW074	SW0003-MW03, MW74	21/11/2023 11:37	9.204	6.426	15.63
MW074	SW0003-MW03,MW74	22/05/2024	8.475	7.155	15.63
MW075	MW75	27/11/2017	8.65	9.447	18.097
MW075	MW75	14/05/2018	8.979	9.118	18.097
MW075	MW75	15/11/2019	9.526	8.571	18.097
MW075	MW75	15/05/2020	14.45	3.647	18.097
MW075	MW75	10/11/2020	9.356	8.741	18.097
MW075	MW75	4/05/2021 11:43	8.879	9.218	18.097
MW075	MW75	25/11/2021 9:30	8.836	9.261	18.097
MW075	MW75	30/05/2022 12:26	7.665	10.432	18.097
MW075	MW75	8/11/2022 13:10	7.43	10.667	18.097
MW075	MW75	8/05/2023 12:25	7.524	10.573	18.097
MW075	MW75	24/11/2023 14:02	7.797	10.3	18.097
MW075	MW75	23/05/2024	7.795	10.302	18.097
MW076	MW76	27/11/2017	11.31	8.23	19.54
MW076	MW76	14/05/2018	11.886	7.654	19.54
MW076	MW76	15/11/2019	12.306	7.234	19.54
MW076	MW76	15/05/2020	12.169	7.371	19.54
MW076	MW76	9/11/2020	12.042	7.498	19.54
MW076	MW76	3/05/2021 15:07	11.336	8.204	19.54
MW076	MW76	25/11/2021 8:55	11.415	8.125	19.54
MW076	MW76	31/05/2022 13:25	9.97	9.57	19.54
MW076	MW76	10/11/2022 15:14	10.02	9.52	19.54
MW076	MW76	10/05/2023 11:49	10.585	8.955	19.54
MW076	MW76	24/11/2023 13:25	10.959	8.581	19.54
MW076	MW76	23/05/2024	10.65	8.89	19.54
MW077	MW77	27/11/2017	11.45	8.492	19.942
MW077	MW77	14/05/2018	11.804	8.138	19.942
MW077	MW77	15/11/2019	12.386	7.556	19.942
MW077	MW77	15/05/2020	12.288	7.654	19.942
MW077	MW77	9/11/2020	12.129	7.813	19.942
MW077	MW77	3/05/2021 15:23	11.504	8.438	19.942
MW077	MW77	25/11/2021 9:20	11.529	8.413	19.942
MW077	MW77	31/05/2022 13:47	10.109	9.833	19.942
MW077	MW77	10/11/2022 15:42	10.032	9.91	19.942
MW077	MW77	10/05/2023 12:18	10.596	9.346	19.942
MW077	MW77	24/11/2023 13:41	10.993	8.949	19.942
MW077	MW77	23/05/2024	10.613	9.329	19.942
MW078	MW78	27/11/2017	11.72	8.087	19.807
MW078	MW78	14/05/2018	12.329	7.478	19.807
MW078	MW78	15/11/2019	12.678	7.129	19.807
MW078	MW78	13/05/2020	12.466	7.341	19.807
MW078	MW78	9/11/2020	12.364	7.443	19.807
MW078	MW78	3/05/2021 14:48	11.588	8.219	19.807
MW078	MW78	25/11/2021 9:50	11.69	8.117	19.807

Table C1 Historical OMP Groundwater Elevation Data

Location	Alternative Name	Date Time	Water Depth bTOC	Groundwater Elevation (mAHD)	Top of casing (mAHD)
MW078	MW78	31/05/2022 11:52	10.206	9.601	19.807
MW078	MW78	8/11/2022 13:45	10.374	9.433	19.807
MW078	MW78	11/05/2023 7:40	10.981	8.826	19.807
MW078	MW78	24/11/2023 14:21	11.365	8.442	19.807
MW078	MW78	23/05/2024	11.003	8.804	19.807
MW079	MW79	27/11/2017	12.611	7.842	20.453
MW079	MW79	14/05/2018	13.176	7.277	20.453
MW079	MW79	15/11/2019	13.53	6.923	20.453
MW079	MW79	13/05/2020	13.312	7.141	20.453
MW079	MW79	9/11/2020	13.161	7.292	20.453
MW079	MW79	3/05/2021 14:32	12.426	8.027	20.453
MW079	MW79	24/11/2021 16:37	12.556	7.897	20.453
MW079	MW79	31/05/2022 12:10	11.025	9.428	20.453
MW079	MW79	8/11/2022 15:04	11.232	9.221	20.453
MW079	MW79	10/05/2023 13:55	11.68	8.773	20.453
MW079	MW79	24/11/2023 10:30	12.31	8.143	20.453
MW079	MW79	23/05/2024	11.9	8.553	20.453
MW080	MW80	27/11/2017	15.195	7.584	22.779
MW080	MW80	14/05/2018	15.768	7.011	22.779
MW080	MW80	15/11/2019	16.046	6.733	22.779
MW080	MW80	13/05/2020	15.617	7.162	22.779
MW080	MW80	9/11/2020	15.697	7.082	22.779
MW080	MW80	3/05/2021 14:20	14.872	7.907	22.779
MW080	MW80	24/11/2021 16:15	15.05	7.729	22.779
MW080	MW80	8/11/2022 14:28	13.774	9.005	22.779
MW080	MW80	8/05/2023 16:29	14.38	8.399	22.779
MW080	MW80	24/11/2023 9:51	14.916	7.863	22.779
MW081	MW81	27/11/2017	1.871	5.505	7.376
MW081	MW81	14/05/2018	2.281	5.095	7.376
MW081	MW81	15/11/2019	2.559	4.817	7.376
MW081	MW81	15/05/2020	1.702	5.674	7.376
MW081	MW81	13/11/2020	1.521	5.855	7.376
MW081	MW81	5/05/2021 13:50	0.114	7.262	7.376
MW081	MW81	29/11/2021 8:05	0.386	6.99	7.376
MW081	MW81	30/05/2022 12:53	0.03	7.346	7.376
MW081	MW81	3/11/2022 9:35	6	1.376	7.376
MW081	MW81	9/05/2023 13:18	0.264	7.112	7.376
MW081	MW81	24/11/2023 10:54	1.458	5.918	7.376
MW081	MW81	23/05/2024	0.108	7.268	7.376
MW082	MW82	27/11/2017	3.228	5.553	8.781
MW082	MW82	14/05/2018	3.922	4.859	8.781
MW082	MW82	15/11/2019	4.247	4.534	8.781
MW082	MW82	15/05/2020	3.995	4.786	8.781
MW082	MW82	9/11/2020	3.649	5.132	8.781
MW082	MW82	4/05/2021 12:05	1.988	6.793	8.781
MW082	MW82	25/11/2021 10:15	2.213	6.568	8.781
MW082	MW82	30/05/2022 13:20	0.716	8.065	8.781
MW082	MW82	18/11/2022 10:10	1.341	7.44	8.781
MW082	MW82	9/05/2023 14:09	2.179	6.602	8.781
MW086	MW86	27/11/2017	5.082	5.305	10.387
MW086	MW86	15/11/2019	5.502	4.885	10.387
MW086	MW86	13/05/2020	5.264	5.123	10.387
MW086	MW86	9/11/2020	5.099	5.288	10.387
MW086	MW86	3/05/2021 13:21	4.069	6.318	10.387
MW086	MW86	22/11/2021 15:48	4.692	5.695	10.387
MW091	MW91	27/11/2017	4.176	4.169	8.345
MW091	MW91	14/05/2018	4.331	4.014	8.345
MW091	MW91	11/05/2020	3.943	4.402	8.345
MW091	MW91	9/11/2020	3.833	4.512	8.345
MW091	MW91	3/05/2021 13:53	1.964	6.381	8.345
MW091	MW91	25/11/2021 10:46	2.483	5.862	8.345
MW091	MW91	31/05/2022 16:00	1.852	6.493	8.345
MW091	MW91	7/11/2022 15:36	2.905	5.44	8.345
MW091	MW91	10/05/2023 9:05	3.765	4.58	8.345

Table C1 Historical OMP Groundwater Elevation Data

Location	Alternative Name	Date Time	Water Depth bTOC	Groundwater Elevation (mAHD)	Top of casing (mAHD)
MW091	MW91	24/11/2023 12:04	4.013	4.332	8.345
MW092	MW92	27/11/2017	6.742	2.253	8.995
MW092	MW92	14/05/2018	7.13	1.865	8.995
MW092	MW92	11/11/2019	7.117	1.878	8.995
MW092	MW92	13/05/2020	6.382	2.613	8.995
MW092	MW92	13/11/2020	6.322	2.673	8.995
MW092	MW92	6/05/2021 15:27	4.767	4.228	8.995
MW092	MW92	25/11/2021 11:09	5.915	3.08	8.995
MW092	MW92	31/05/2022 16:30	4.435	4.56	8.995
MW092	MW92	7/11/2022 15:21	4.54	4.455	8.995
MW092	MW92	10/05/2023 9:26	6.113	2.882	8.995
MW092	MW92	24/11/2023 12:46	6.609	2.386	8.995
MW092	MW92	27/11/2023 9:20	6.585	2.41	8.995
MW106		24/11/2021 16:06	15.033	7.705	22.738
MW106		31/05/2022 12:34	13.486	9.252	22.738
MW106		8/11/2022 14:14	13.75	8.988	22.738
MW106		8/05/2023 16:37	14.369	8.369	22.738
MW106		24/11/2023 10:05	14.899	7.839	22.738
MW106		23/05/2024	14.419	8.319	22.738
MW107D	MW107_D	23/11/2021 15:49	16.335	6.638	22.973
MW107D	MW107_D	24/05/2022 10:40	15.239	7.734	22.973
MW107D	MW107_D	10/11/2022 11:55	15.415	7.558	22.973
MW107D	MW107_D	8/05/2023 14:59	13.65	9.323	22.973
MW107D	MW107_D	20/11/2023 15:15	16.334	6.639	22.973
MW107D	MW107_D	24/05/2024	15.86	7.113	22.973
MW107I	MW107_I	23/11/2021 15:31	16.218	6.642	22.86
MW107I	MW107_I	24/05/2022 10:29	15.124	7.736	22.86
MW107I	MW107_I	10/11/2022 12:10	15.291	7.569	22.86
MW107I	MW107_I	9/05/2023 16:28	15.893	6.967	22.86
MW107I	MW107_I	20/11/2023 15:08	16.217	6.643	22.86
MW107I	MW107_I	24/05/2024	15.75	7.11	22.86
MW108		23/11/2021 16:39	14.716	6.6	21.316
MW108		26/05/2022 8:47	13.46	7.856	21.316
MW108		11/11/2022 7:17	13.62	7.696	21.316
MW108		8/05/2023 13:21	14.3	7.016	21.316
MW108		20/11/2023 14:02	14.69	6.626	21.316
MW108		24/05/2024	14.252	7.064	21.316
MW109		27/05/2022 9:57	0.44	5.765	6.205
MW109		8/11/2022 9:13	0.738	5.467	6.205
MW109		8/05/2023 10:17	0.92	5.285	6.205
MW109		20/11/2023 10:41	1.376	4.829	6.205
MW109		22/05/2024	0.55	5.655	6.205
MW110		22/11/2021 9:35	1.701	5.943	7.644
MW110		27/05/2022 10:43	0.506	7.138	7.644
MW110		8/11/2022 11:29	0.789	6.855	7.644
MW110		8/05/2023 11:22	1.51	6.134	7.644
MW110		20/11/2023 11:43	2.018	5.626	7.644
MW110		22/05/2024	1.342	6.302	7.644
MW111		25/11/2021 15:13	3.545	5.877	9.422
MW111		26/05/2022 10:55	2.642	6.78	9.422
MW111		11/11/2022 9:11	2.856	6.566	9.422
MW111		11/05/2023 10:20	3.578	5.844	9.422
MW111		22/11/2023 8:48	4.045	5.377	9.422
MW111		13/06/2024	2.75	6.672	9.422
MW112		25/11/2021 15:37	1.094	5.697	6.791
MW112		26/05/2022 11:29	0.269	6.522	6.791
MW112		11/11/2022 9:57	0.726	6.065	6.791
MW112		11/05/2023 10:38	1.651	5.14	6.791
MW112		22/11/2023 9:08	2.112	4.679	6.791
MW112		13/06/2024	0	6.791	6.791
MW113		29/11/2021 11:26	3.589	5.854	9.443
MW113		26/05/2022 13:00	2.941	6.502	9.443
MW113		11/11/2022 11:27	3.441	6.002	9.443
MW113		11/05/2023 11:24	4.484	4.959	9.443

Table C1 Historical OMP Groundwater Elevation Data

Location	Alternative Name	Date Time	Water Depth bTOC	Groundwater Elevation (mAHD)	Top of casing (mAHD)
MW113		22/11/2023 10:05	4.935	4.508	9.443
MW113		13/06/2024	2.43	7.013	9.443
MW114		29/11/2021 12:18	5.128	4.57	9.698
MW114		26/05/2022 13:54	4.282	5.416	9.698
MW114		11/11/2022 12:23	4.651	5.047	9.698
MW114		11/05/2023 14:31	5.668	4.03	9.698
MW114		22/11/2023 10:52	6.031	3.667	9.698
MW114		13/06/2024	3.266	6.432	9.698
MW143		10/05/2023 14:20	3.028	3.603	6.631
MW143		9/06/2023 14:36	2.998	3.633	6.631
MW143		23/11/2023 15:02	3.383	3.248	6.631
MW143		28/05/2024	2.512	4.119	6.631
MW144		10/05/2023 10:20	1.327	3.973	5.3
MW144		9/06/2023 14:03	1.457	3.843	5.3
MW144		24/11/2023 8:20	1.567	3.733	5.3
MW144		28/05/2024	0.602	4.698	5.3

D Groundwater PFAS Concentration Graphs

Appendix D - Groundwater Graphs

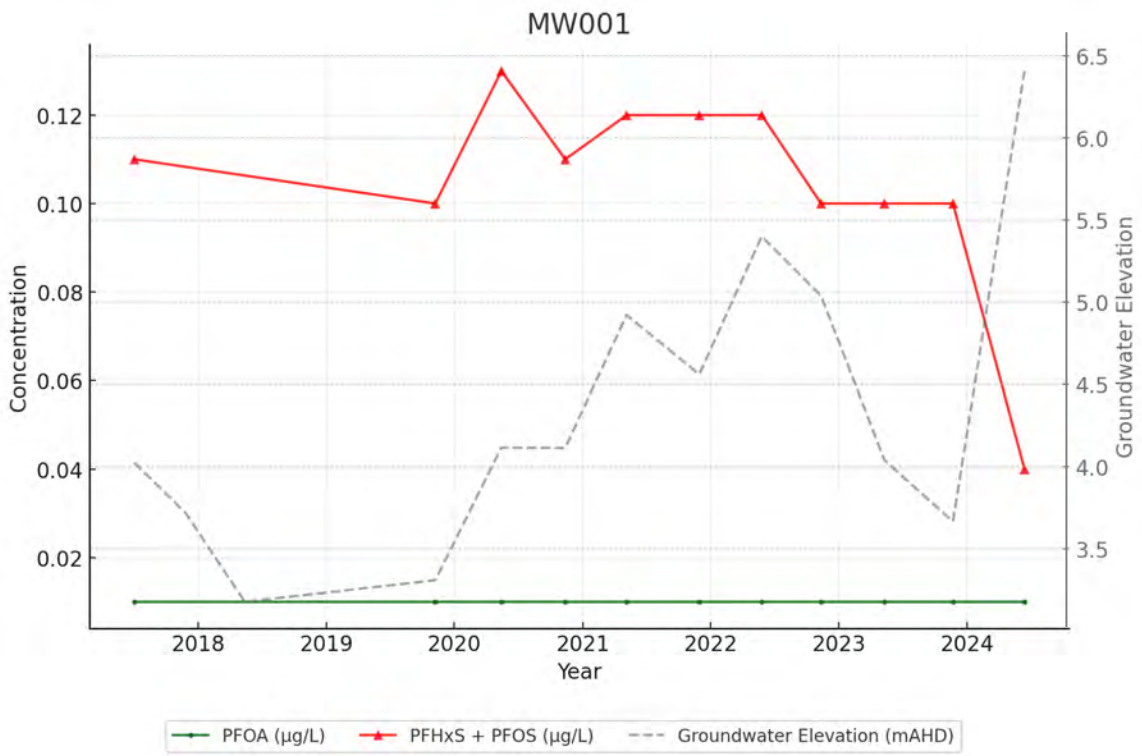

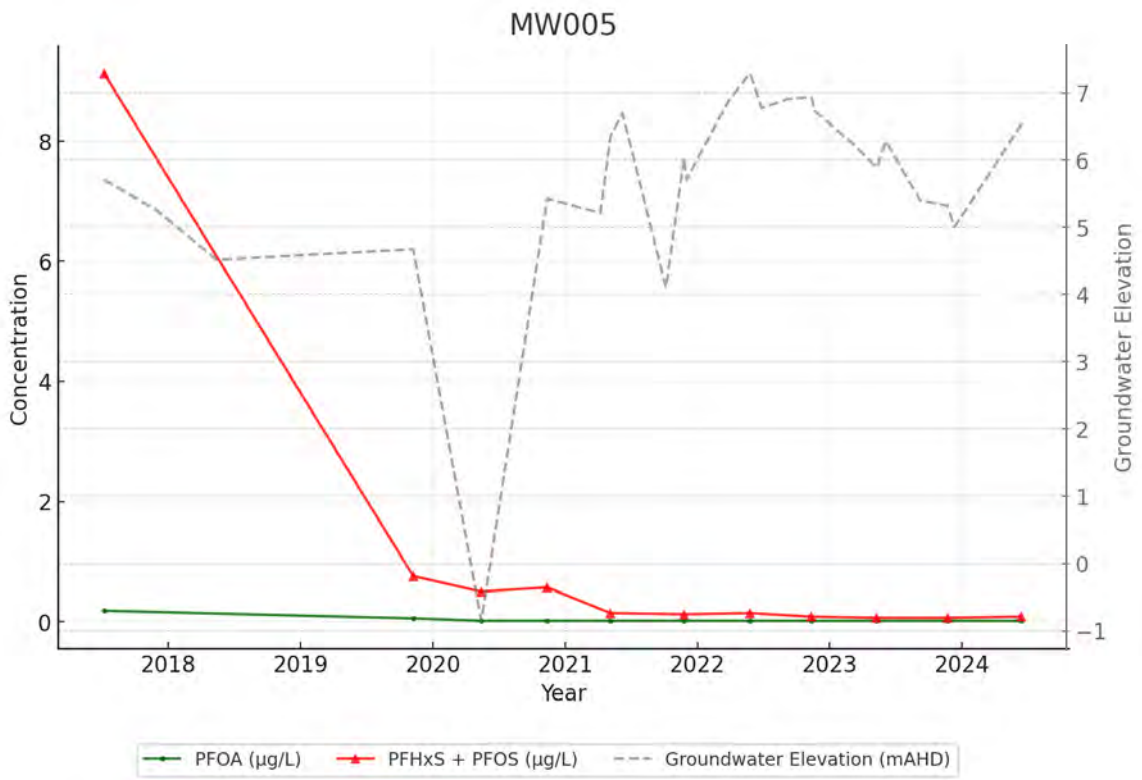

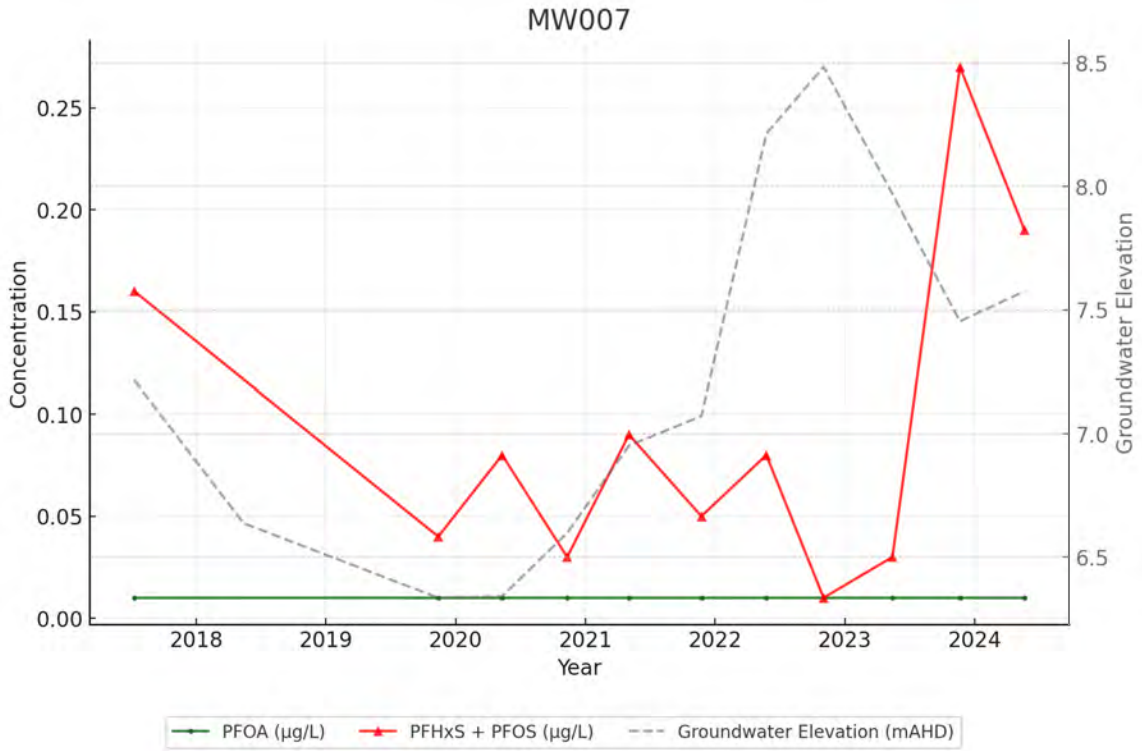
MW007
Concentration
Groundwater Elevation
Year
0.00
0.05
0.10
0.15
0.20
0.25
6.5
7.0
7.5
8.0
8.5
2018
2019
2020
2021
2022
2023
2024
PFOA (µg/L)
PFHxS + PFOS (µg/L)
Groundwater Elevation (mAHD)

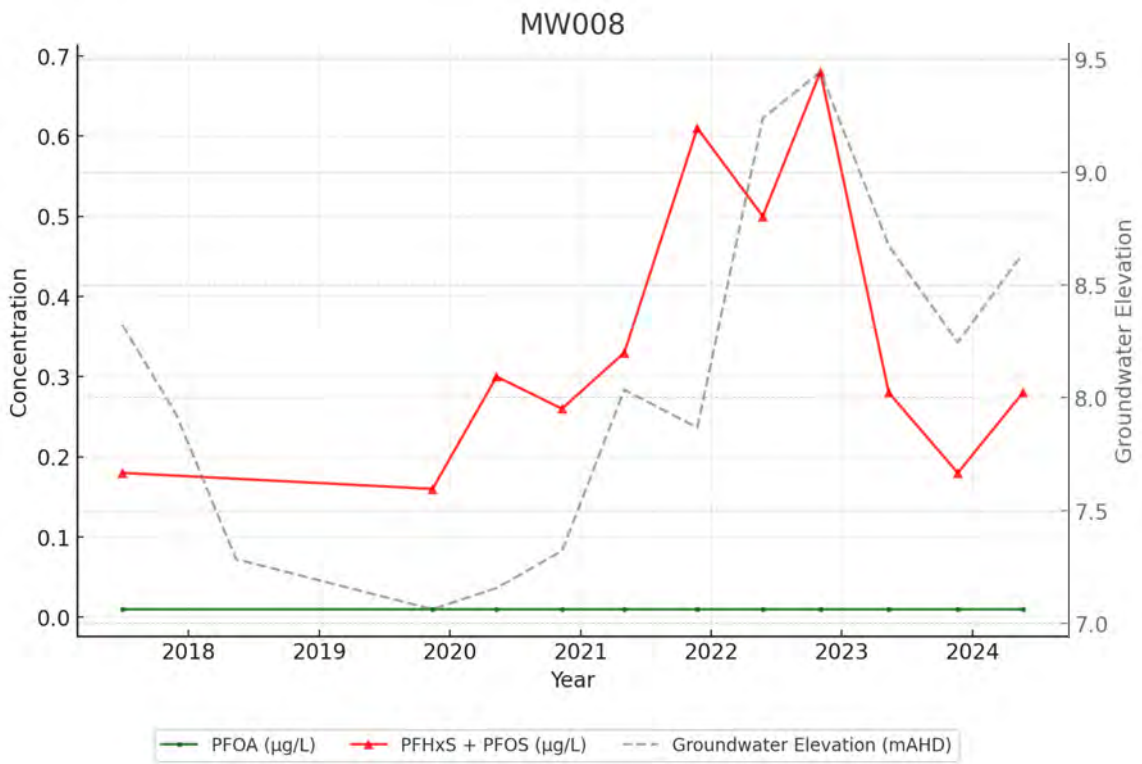
MW008
Concentration
Groundwater Elevation
Year
0.0
0.1
0.2
0.3
0.4
0.5
0.6
0.7
7.0
7.5
8.0
8.5
9.0
9.5
2018
2019
2020
2021
2022
2023
2024
PFOA (µg/L)
PFHxS + PFOS (µg/L)
Groundwater Elevation (mAHD)

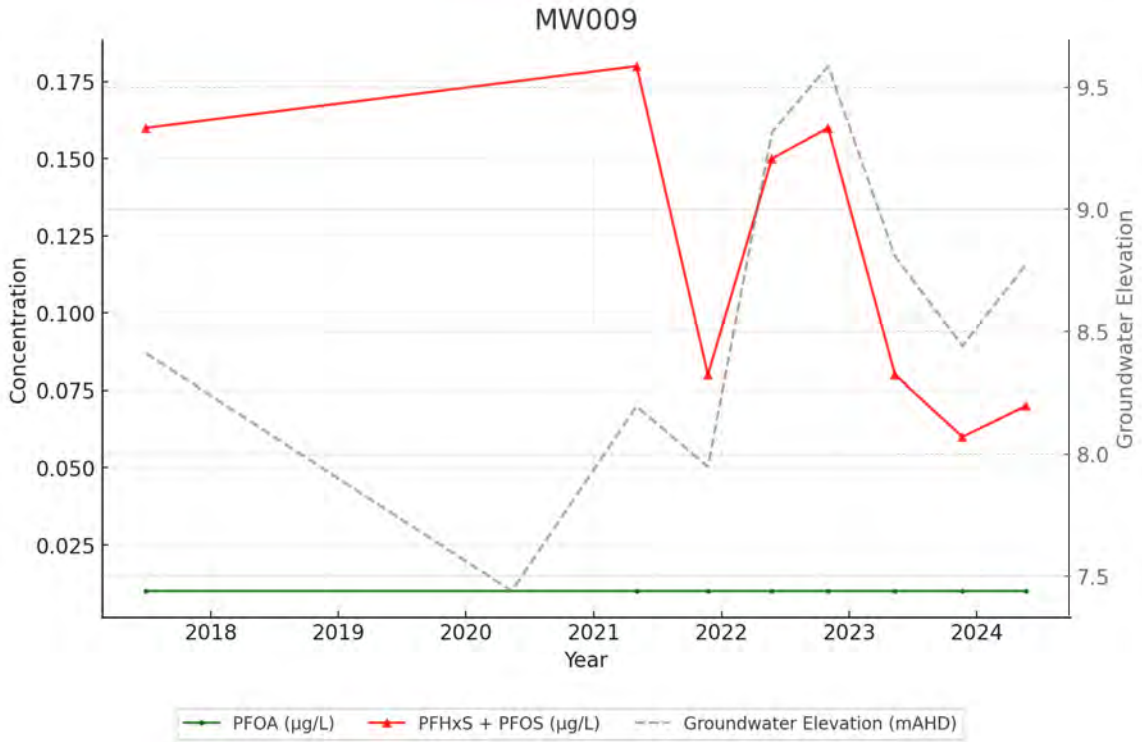
MW009
Concentration
Groundwater Elevation
Year
0.175
0.150
0.125
0.100
0.075
0.050
0.025
9.5
9.0
8.5
8.0
7.5
2018
2019
2020
2021
2022
2023
2024
PFOA (µg/L)
PFHxS + PFOS (µg/L)
Groundwater Elevation (mAHD)

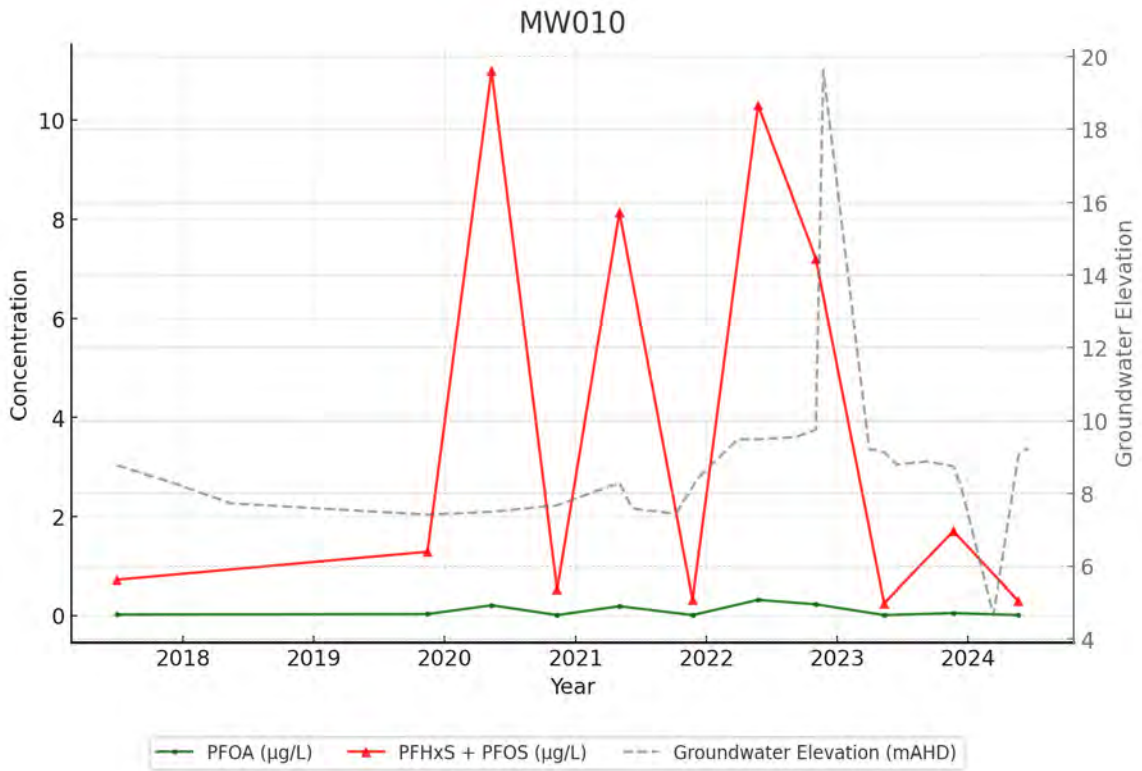
MW010
Concentration
Groundwater Elevation
Year
10
8
6
4
2
0
20
18
16
14
12
10
8
6
4
2018
2019
2020
2021
2022
2023
2024
PFOA (µg/L)
PFHxS + PFOS (µg/L)
Groundwater Elevation (mAHD)

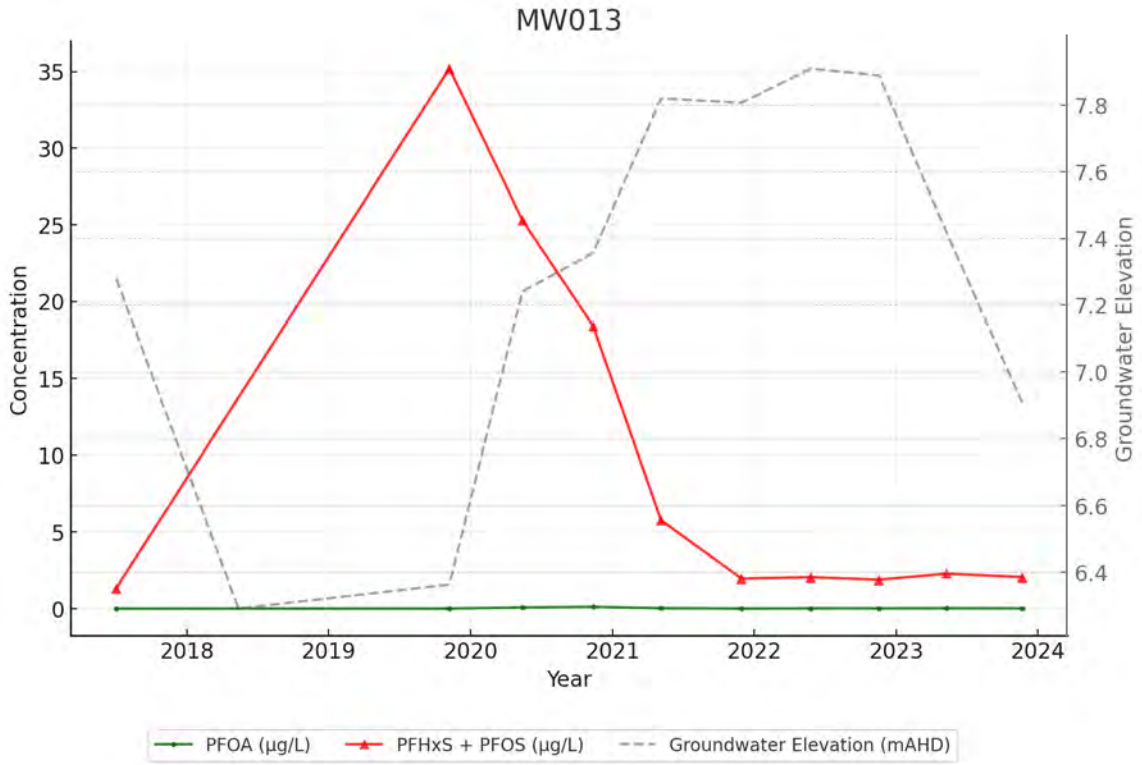
MW013
Concentration
Groundwater Elevation
Year
PFOA (µg/L)
PFHxS + PFOS (µg/L)
Groundwater Elevation (mAHD)

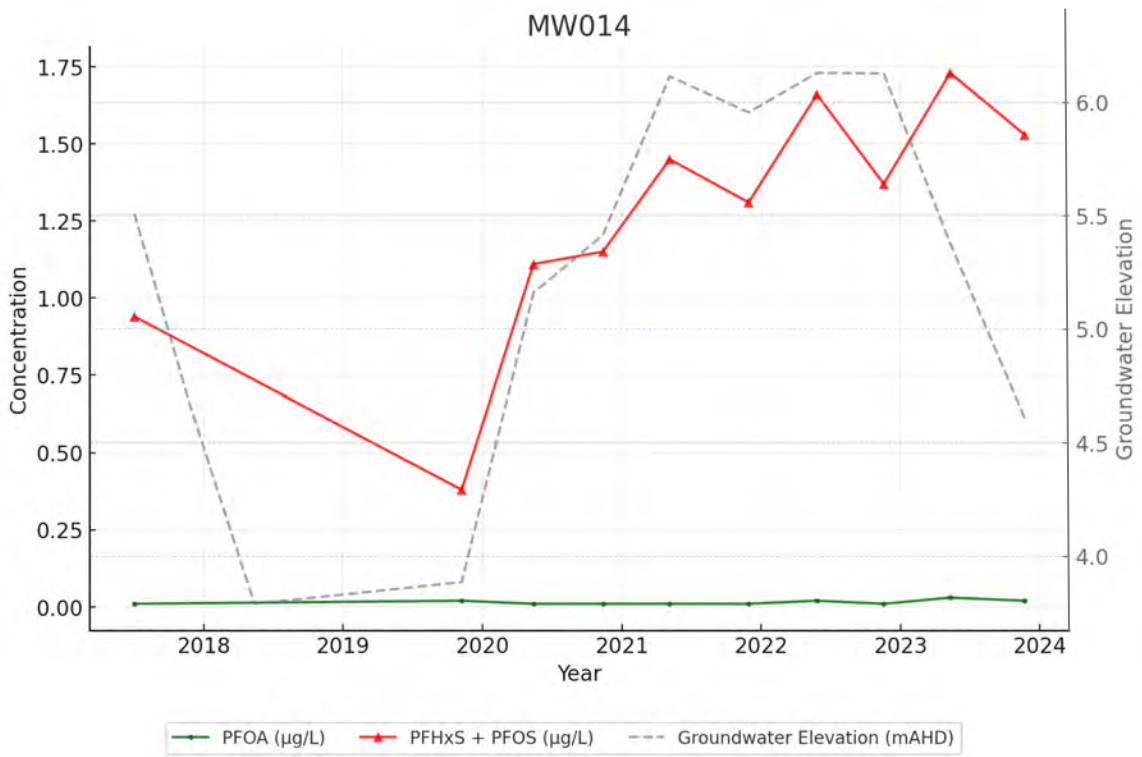
MW014
Concentration
Groundwater Elevation
Year
PFOA (µg/L)
PFHxS + PFOS (µg/L)
Groundwater Elevation (mAHD)

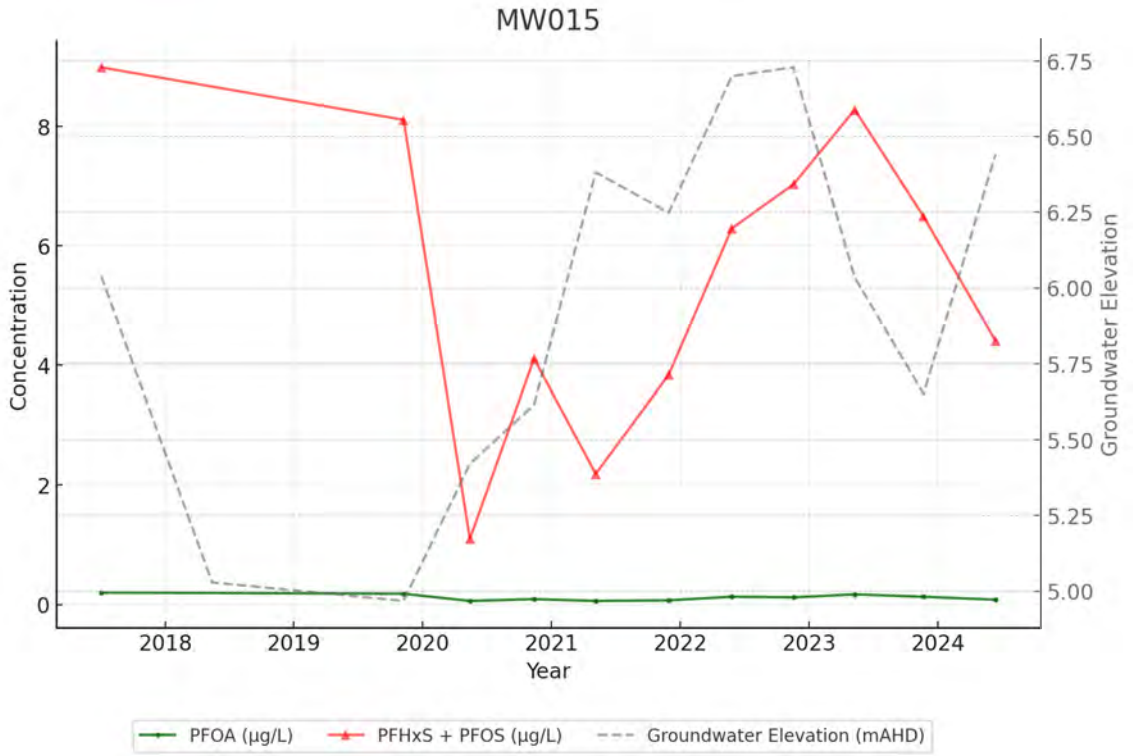
MW015
Concentration
Groundwater Elevation
Year
0
2
4
6
8
5.00
5.25
5.50
5.75
6.00
6.25
6.50
6.75
2018
2019
2020
2021
2022
2023
2024
PFOA (µg/L)
PFHxS + PFOS (µg/L)
Groundwater Elevation (mAHD)

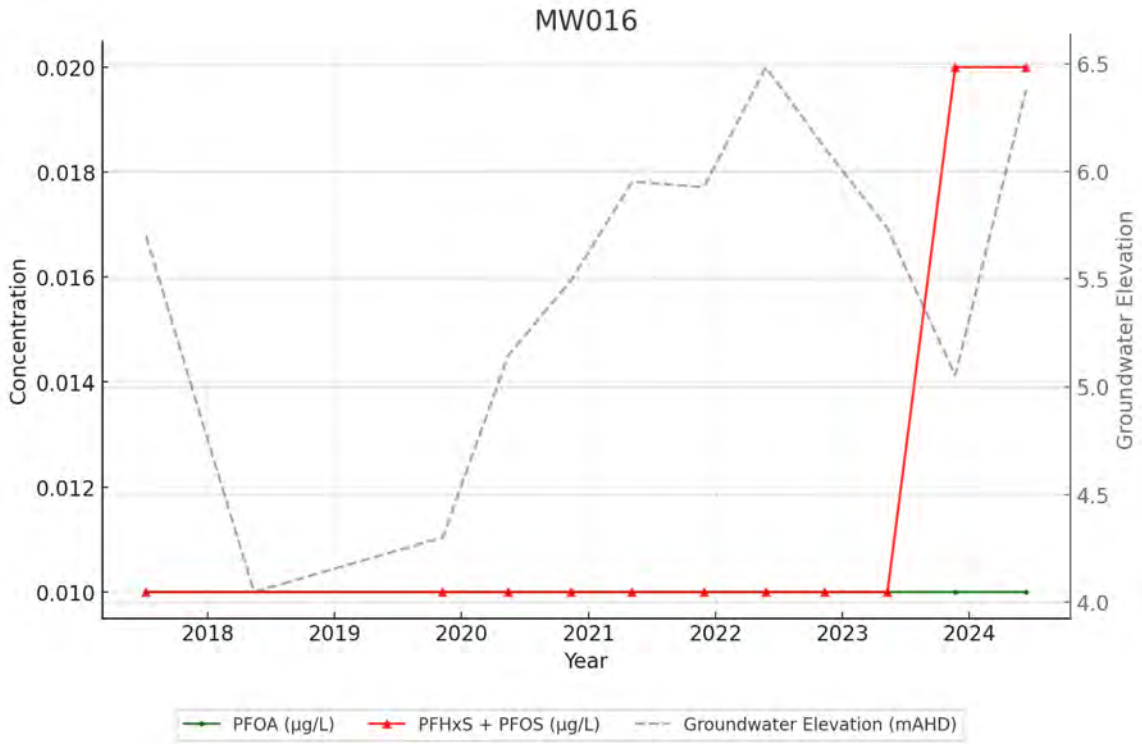
MW016
Concentration
Groundwater Elevation
Year
0.010
0.012
0.014
0.016
0.018
0.020
4.0
4.5
5.0
5.5
6.0
6.5
2018
2019
2020
2021
2022
2023
2024
PFOA (µg/L)
PFHxS + PFOS (µg/L)
Groundwater Elevation (mAHD)

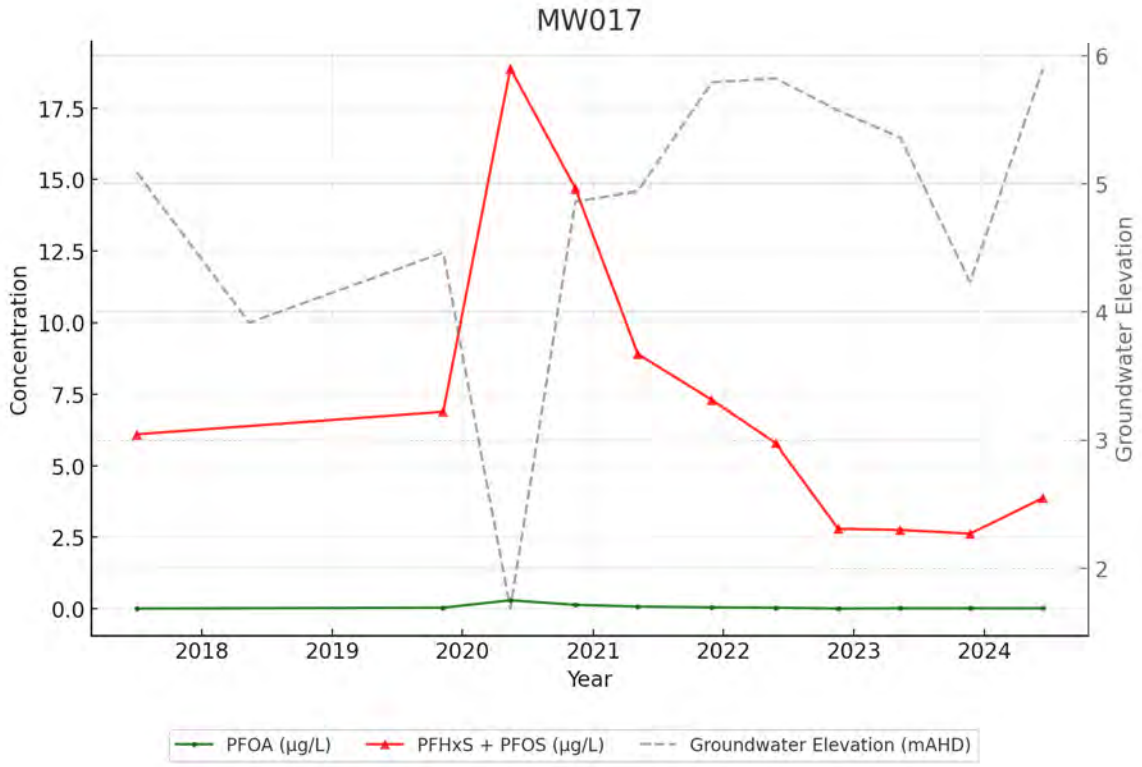
MW017
Concentration
Groundwater Elevation
Year
17.5
15.0
12.5
10.0
7.5
5.0
2.5
0.0
6
5
4
3
2
2018
2019
2020
2021
2022
2023
2024
PFOA (µg/L)
PFHxS + PFOS (µg/L)
Groundwater Elevation (mAHD)

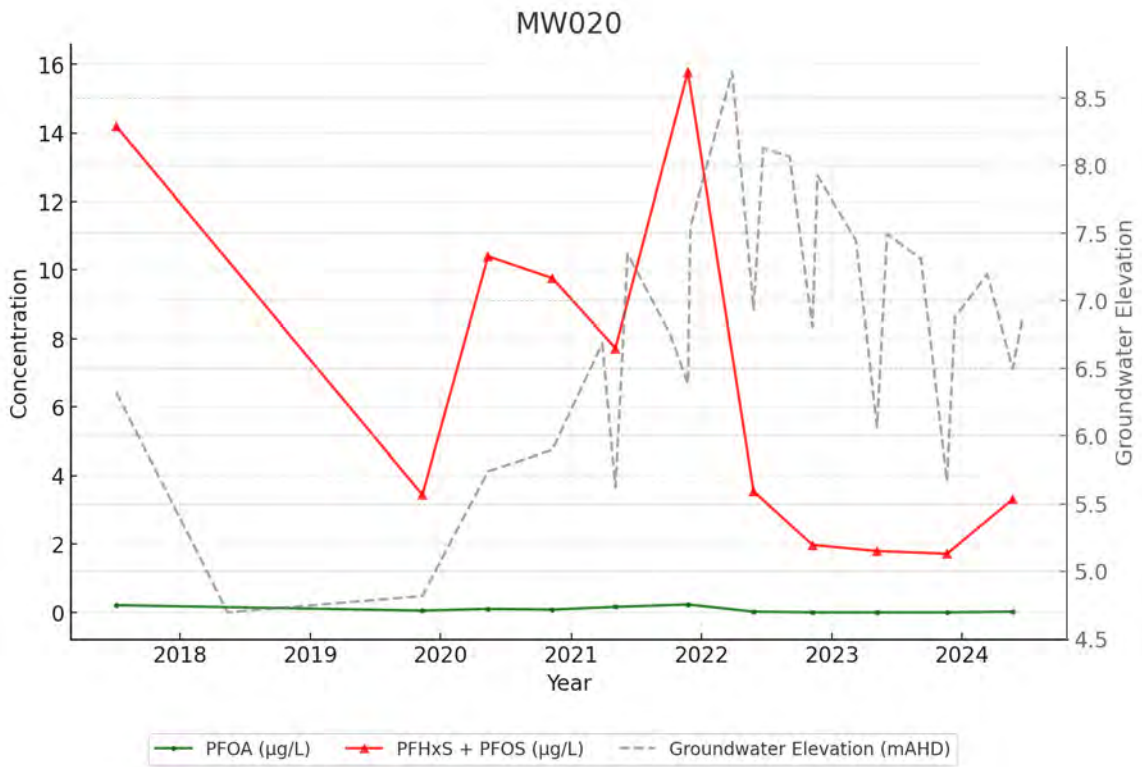
MW020
Concentration
Groundwater Elevation
Year
16
14
12
10
8
6
4
2
0
8.5
8.0
7.5
7.0
6.5
6.0
5.5
5.0
4.5
2018
2019
2020
2021
2022
2023
2024
PFOA (µg/L)
PFHxS + PFOS (µg/L)
Groundwater Elevation (mAHD)

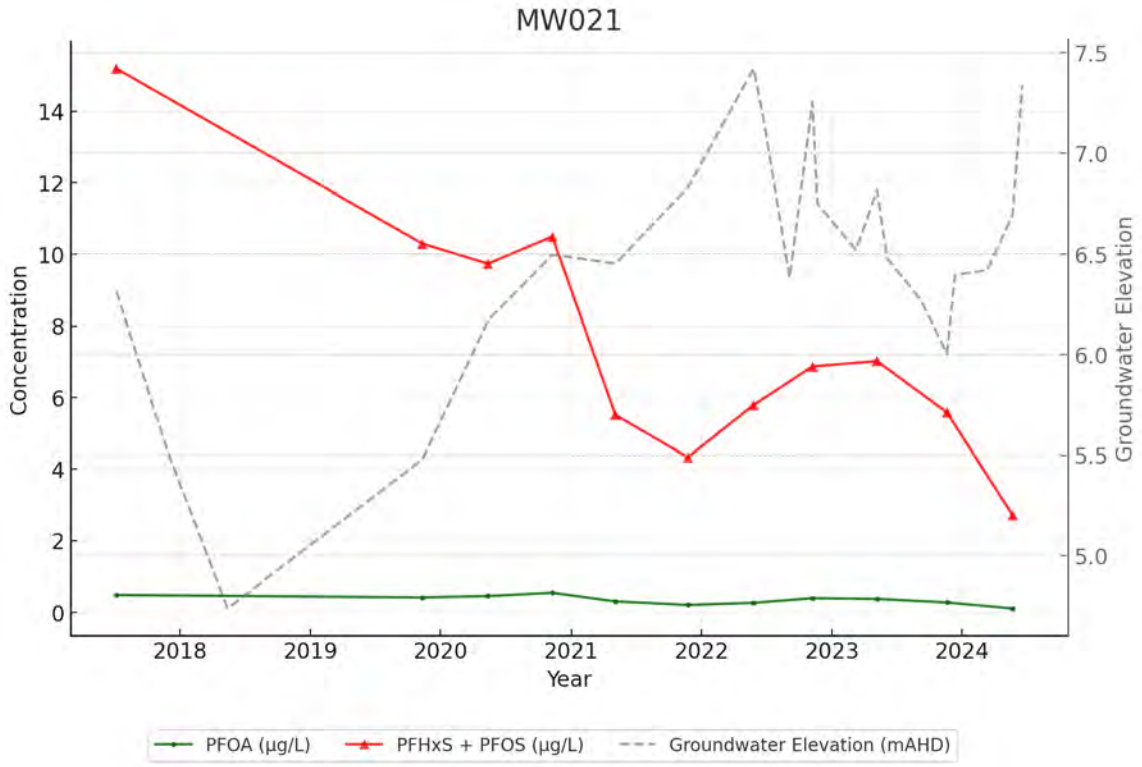
MW021
Concentration
Groundwater Elevation
Year
0
2
4
6
8
10
12
14
5.0
5.5
6.0
6.5
7.0
7.5
2018
2019
2020
2021
2022
2023
2024
PFOA (µg/L)
PFHxS + PFOS (µg/L)
Groundwater Elevation (mAHD)

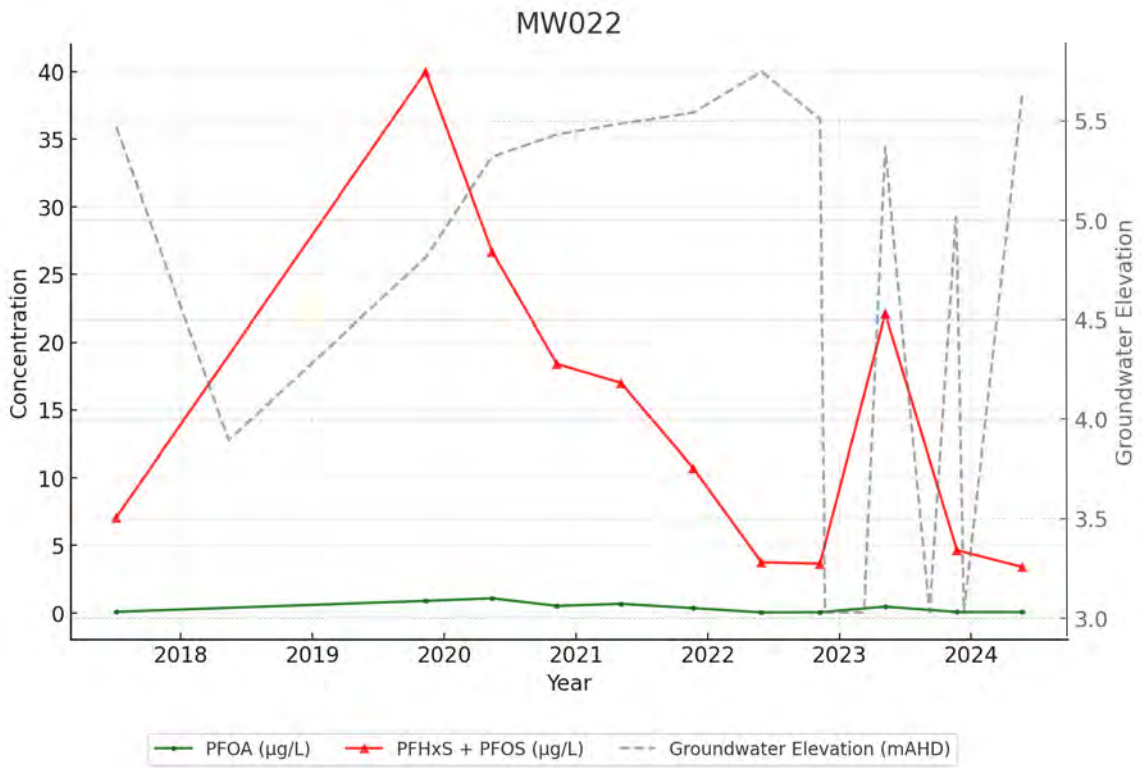
MW022
Concentration
Groundwater Elevation
Year
0
5
10
15
20
25
30
35
40
3.0
3.5
4.0
4.5
5.0
5.5
2018
2019
2020
2021
2022
2023
2024
PFOA (µg/L)
PFHxS + PFOS (µg/L)
Groundwater Elevation (mAHD)

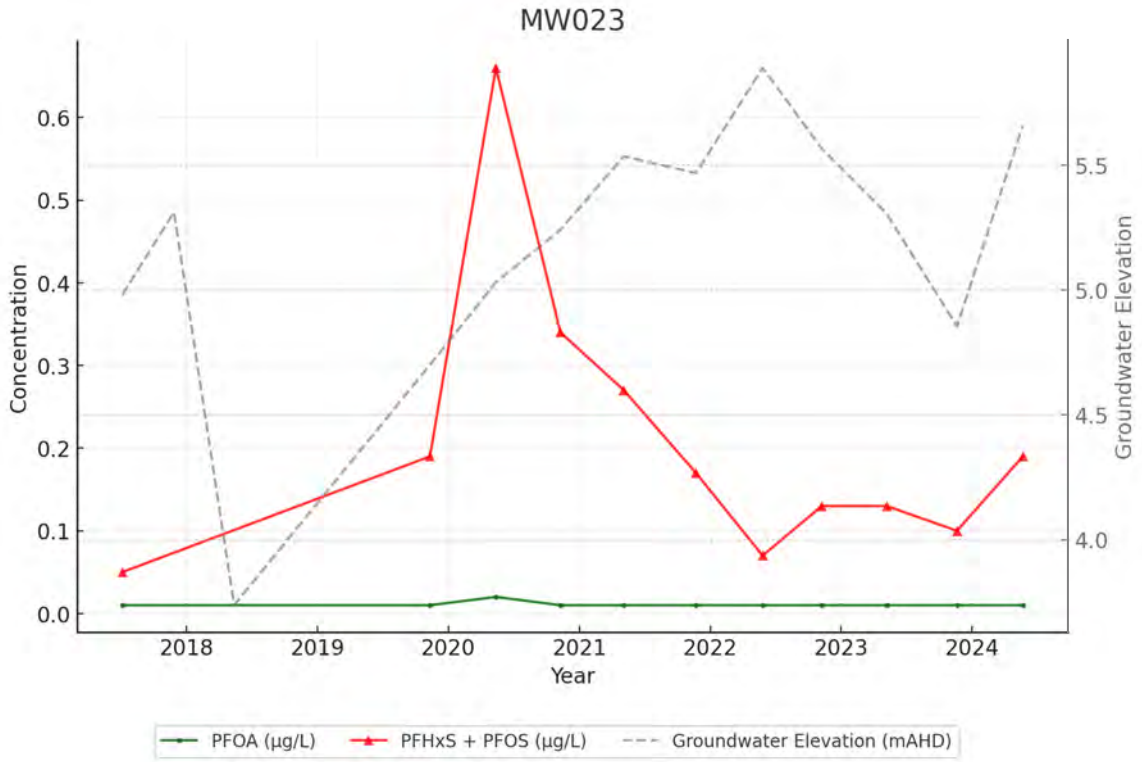
MW023
Concentration
Groundwater Elevation
Year
0.0
0.1
0.2
0.3
0.4
0.5
0.6
4.0
4.5
5.0
5.5
2018
2019
2020
2021
2022
2023
2024
PFOA (µg/L)
PFHxS + PFOS (µg/L)
Groundwater Elevation (mAHD)

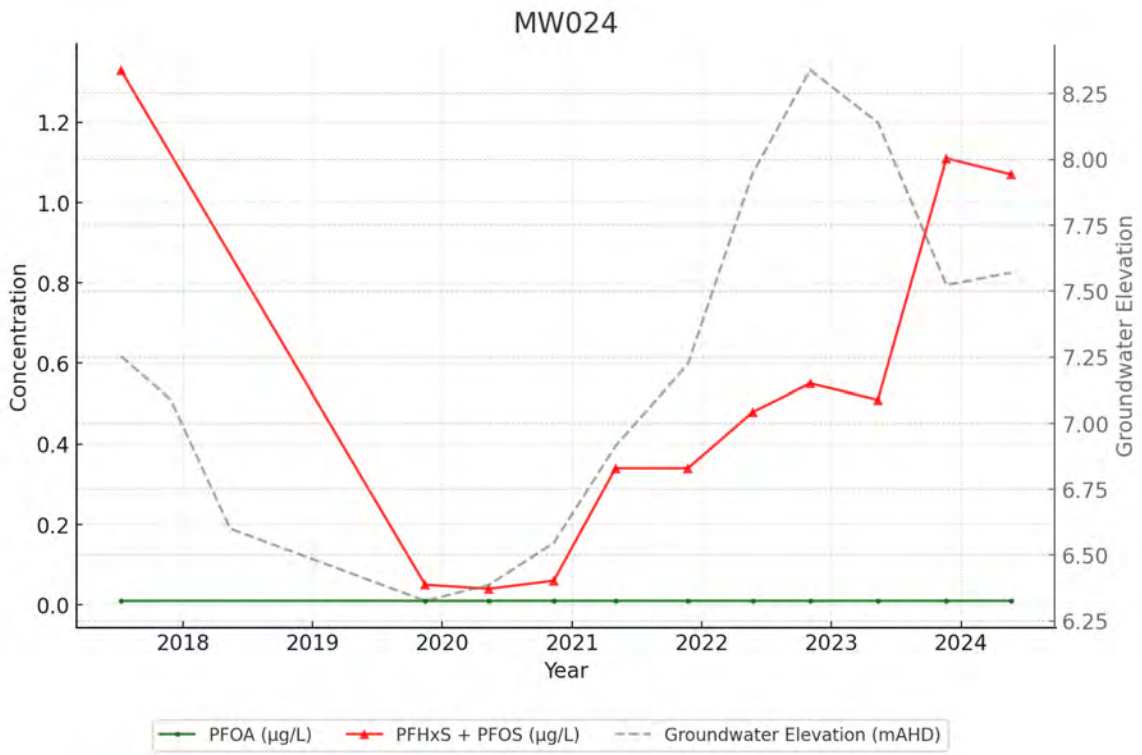
MW024
Concentration
Groundwater Elevation
Year
0.0
0.2
0.4
0.6
0.8
1.0
1.2
6.25
6.50
6.75
7.00
7.25
7.50
7.75
8.00
8.25
2018
2019
2020
2021
2022
2023
2024
PFOA (µg/L)
PFHxS + PFOS (µg/L)
Groundwater Elevation (mAHD)

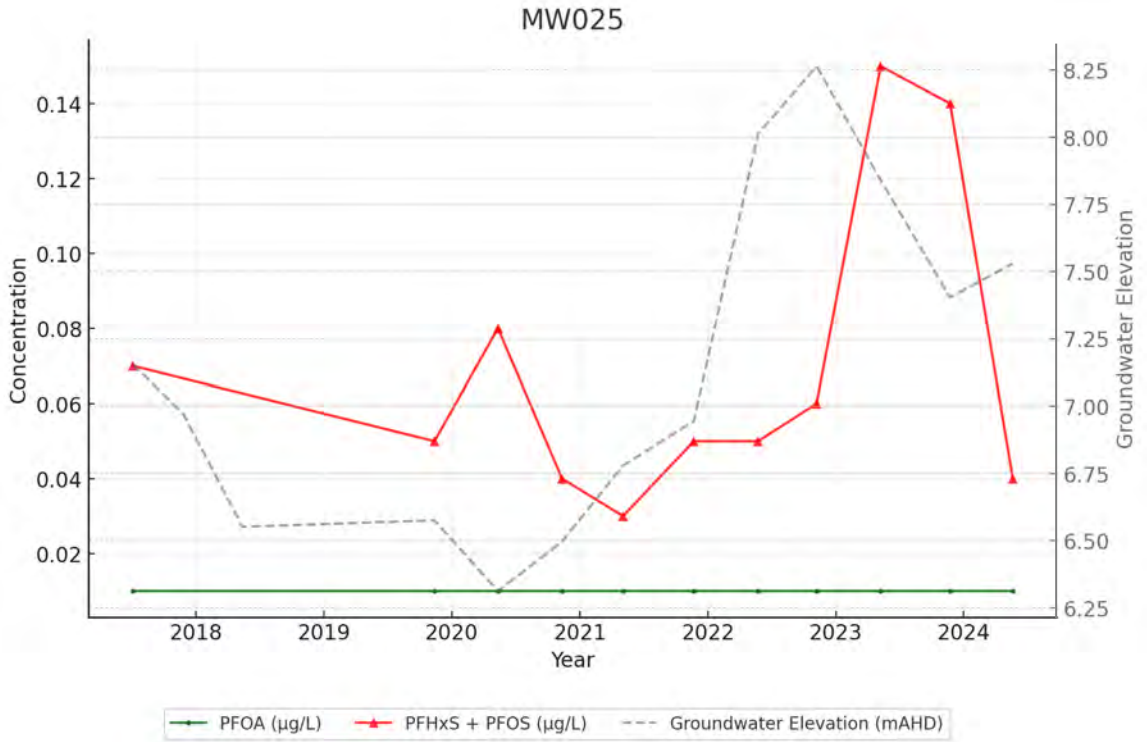
MW025
Concentration
0.14
0.12
0.10
0.08
0.06
0.04
0.02
Groundwater Elevation
8.25
8.00
7.75
7.50
7.25
7.00
6.75
6.50
6.25
2018
2019
2020
2021
2022
2023
2024
Year
PFOA (µg/L)
PFHxS + PFOS (µg/L)
Groundwater Elevation (mAHD)

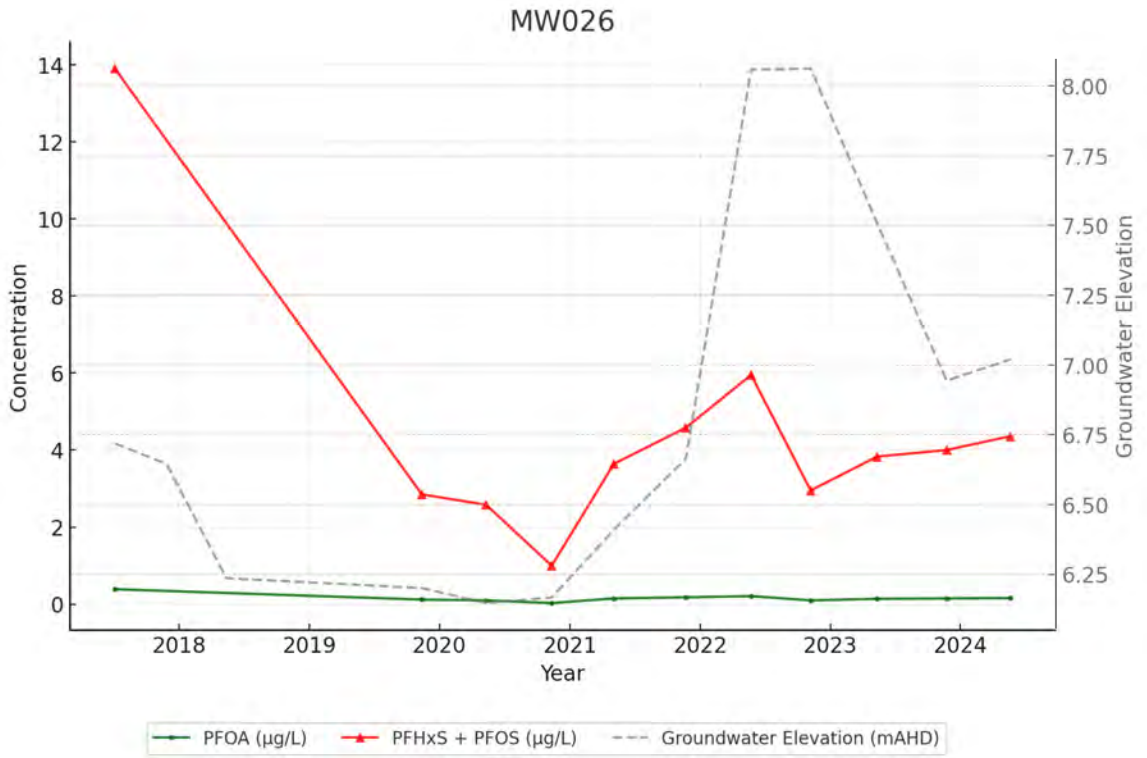
MW026
Concentration
14
12
10
8
6
4
2
0
Groundwater Elevation
8.00
7.75
7.50
7.25
7.00
6.75
6.50
6.25
2018
2019
2020
2021
2022
2023
2024
Year
PFOA (µg/L)
PFHxS + PFOS (µg/L)
Groundwater Elevation (mAHD)

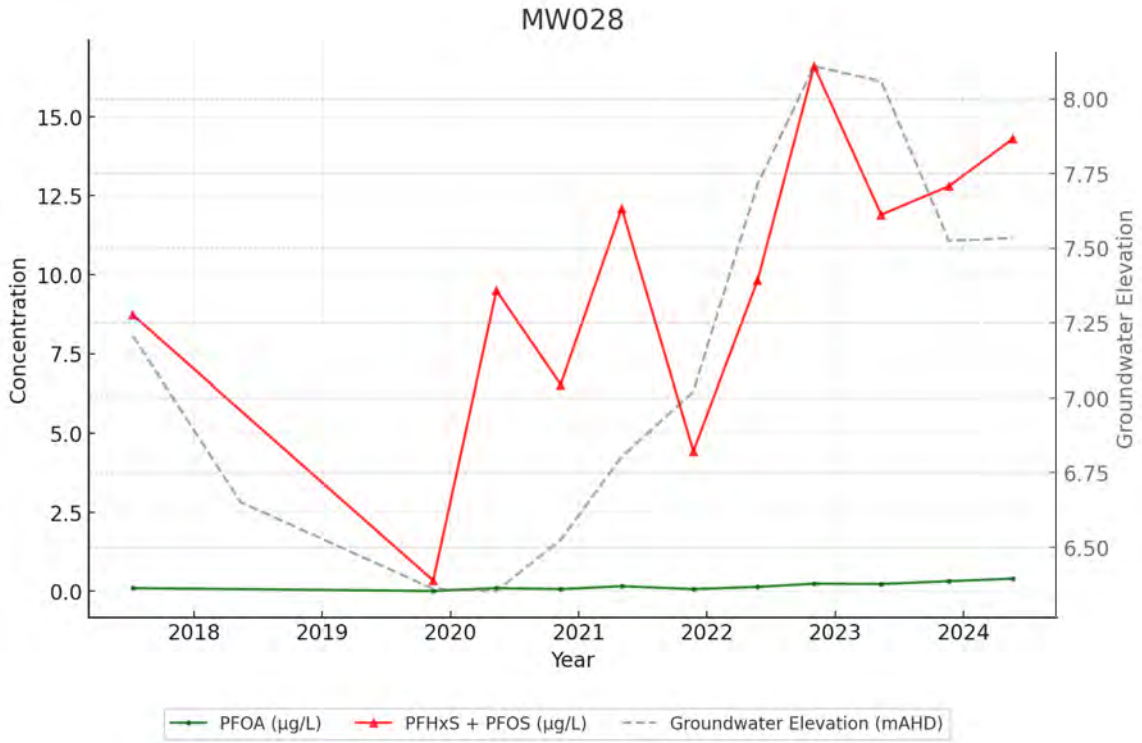
MW028
Concentration
Groundwater Elevation
Year
15.0
12.5
10.0
7.5
5.0
2.5
0.0
8.00
7.75
7.50
7.25
7.00
6.75
6.50
2018
2019
2020
2021
2022
2023
2024
PFOA (µg/L)
PFHxS + PFOS (µg/L)
Groundwater Elevation (mAHD)

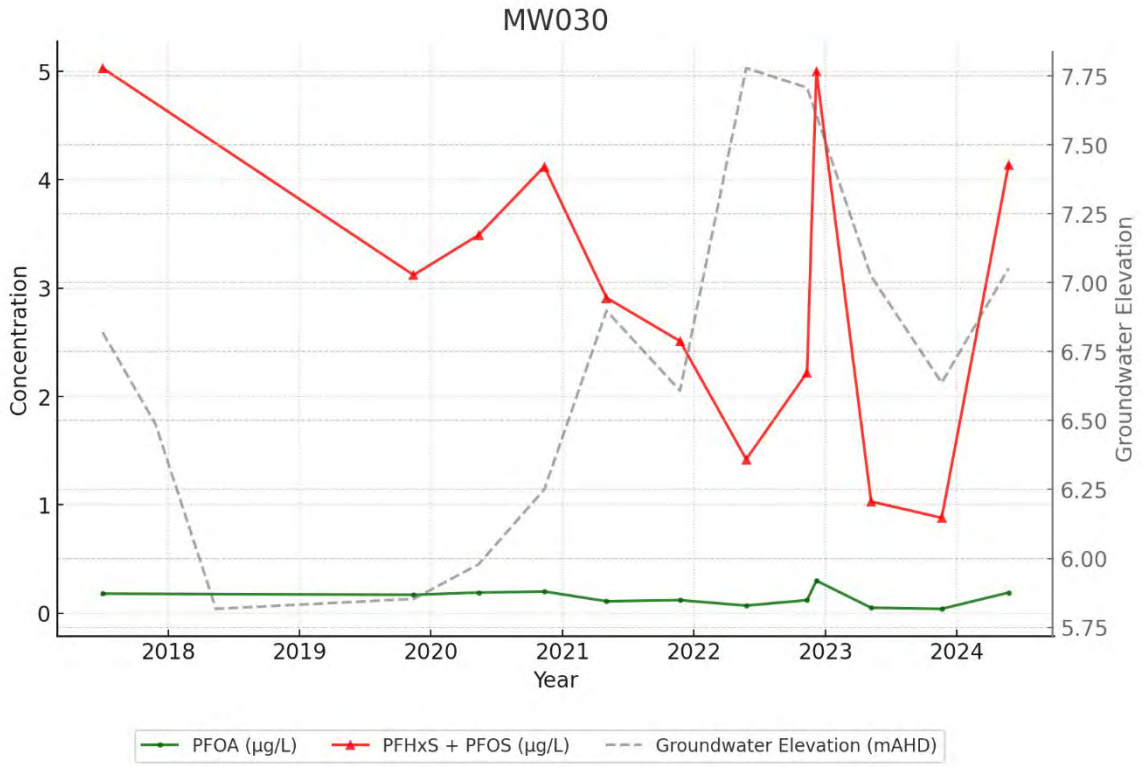
MW030
Concentration
Groundwater Elevation
Year
5
4
3
2
1
0
7.75
7.50
7.25
7.00
6.75
6.50
6.25
6.00
5.75
2018
2019
2020
2021
2022
2023
2024
PFOA (µg/L)
PFHxS + PFOS (µg/L)
Groundwater Elevation (mAHD)

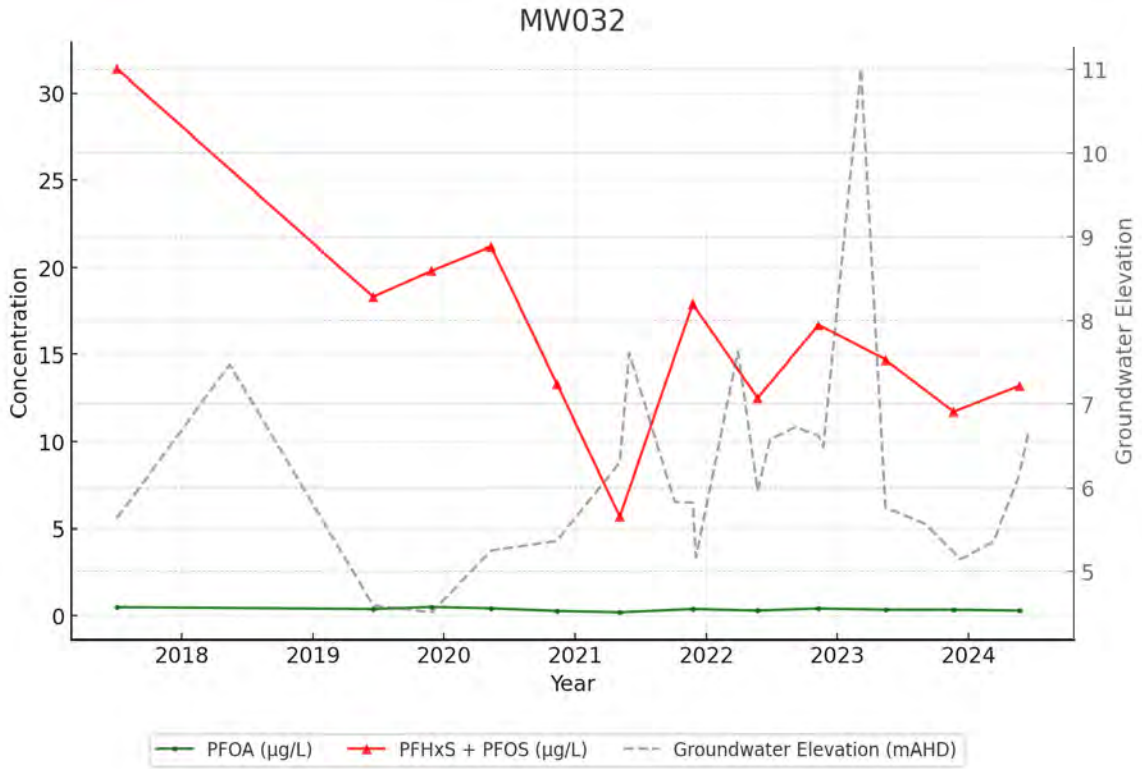
MW032
Concentration
Groundwater Elevation
Year
PFOA (µg/L)
PFHxS + PFOS (µg/L)
Groundwater Elevation (mAHD)

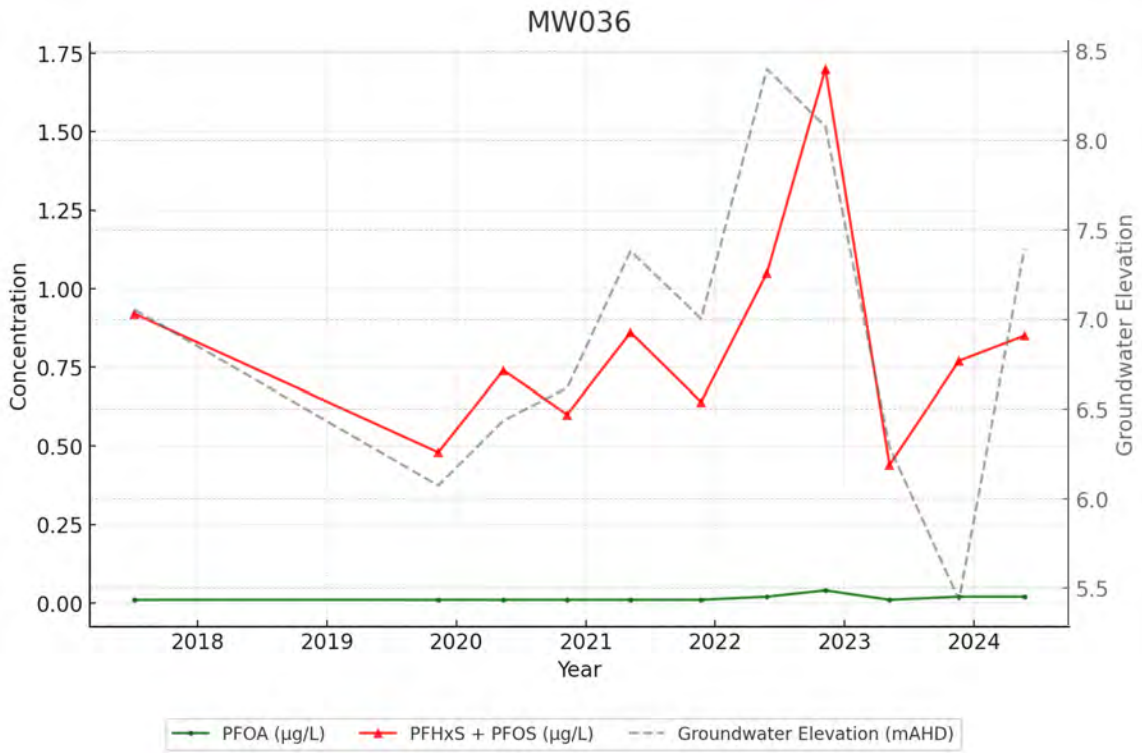
MW036
Concentration
Groundwater Elevation
Year
PFOA (µg/L)
PFHxS + PFOS (µg/L)
Groundwater Elevation (mAHD)

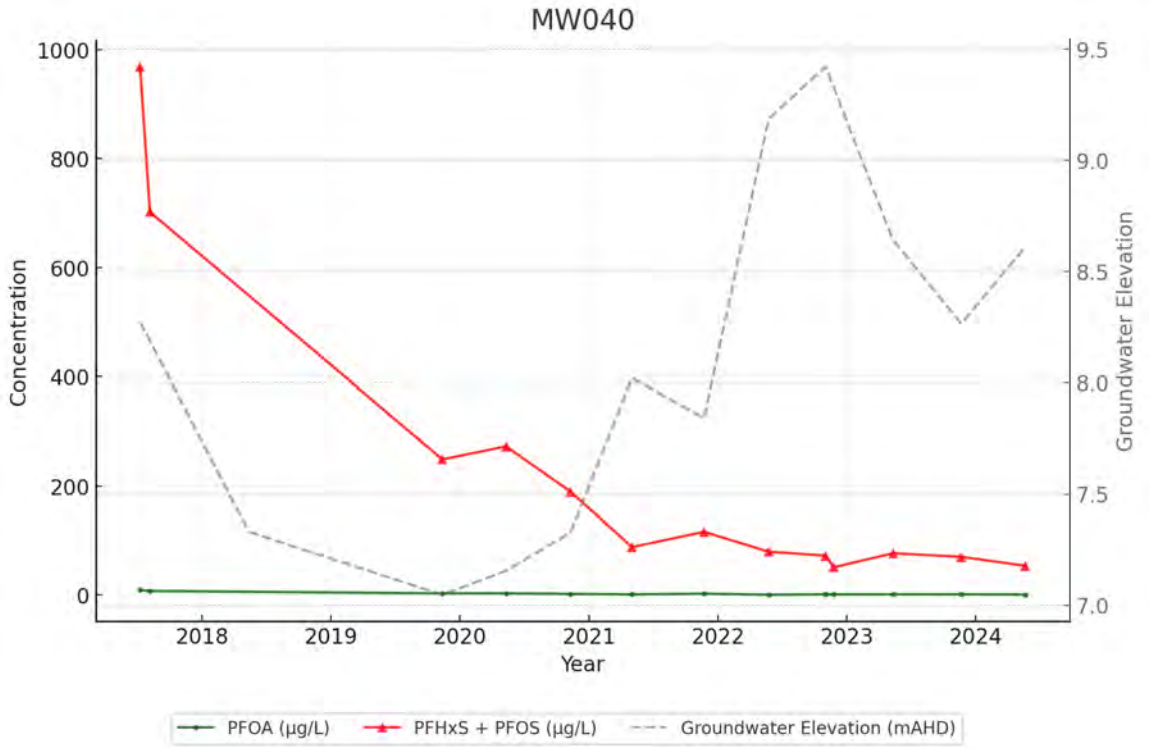
MW040
Concentration
Groundwater Elevation
Year
1000
800
600
400
200
0
9.5
9.0
8.5
8.0
7.5
7.0
2018
2019
2020
2021
2022
2023
2024
PFOA (µg/L)
PFHxS + PFOS (µg/L)
Groundwater Elevation (mAHD)

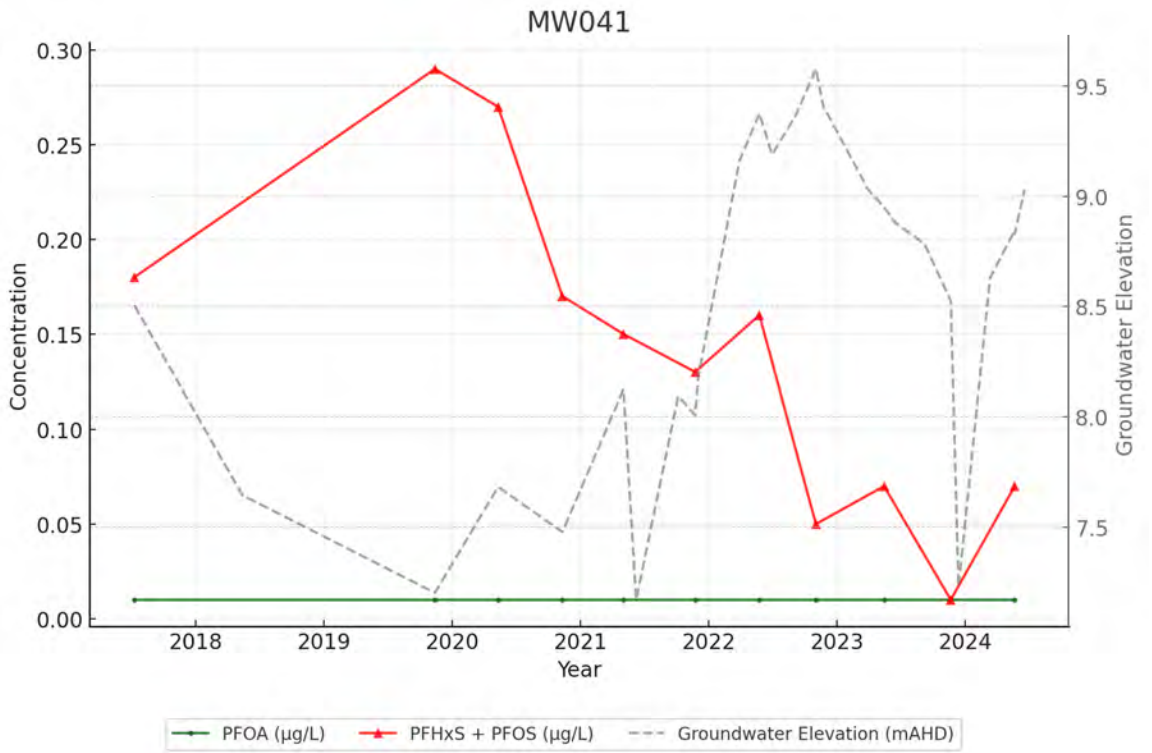
MW041
Concentration
Groundwater Elevation
Year
0.30
0.25
0.20
0.15
0.10
0.05
0.00
9.5
9.0
8.5
8.0
7.5
2018
2019
2020
2021
2022
2023
2024
PFOA (µg/L)
PFHxS + PFOS (µg/L)
Groundwater Elevation (mAHD)

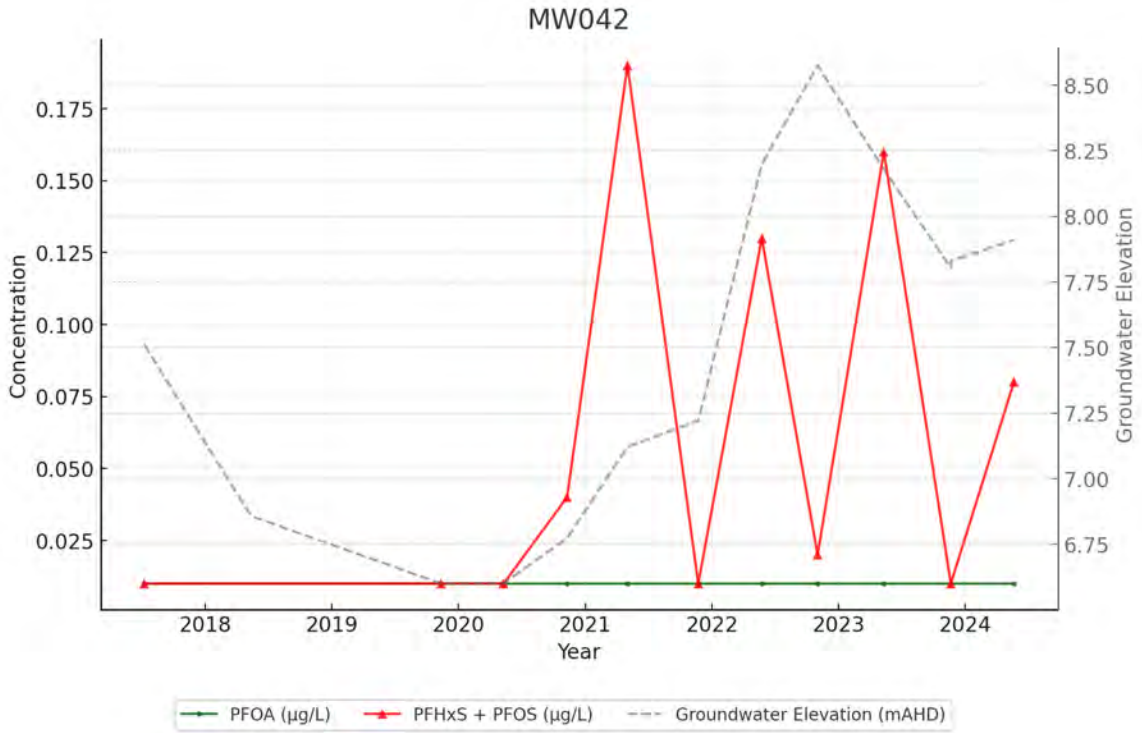
MW042
Concentration
0.175
0.150
0.125
0.100
0.075
0.050
0.025
Groundwater Elevation
8.50
8.25
8.00
7.75
7.50
7.25
7.00
6.75
2018
2019
2020
2021
2022
2023
2024
Year
PFOA (µg/L)
PFHxS + PFOS (µg/L)
Groundwater Elevation (mAHD)

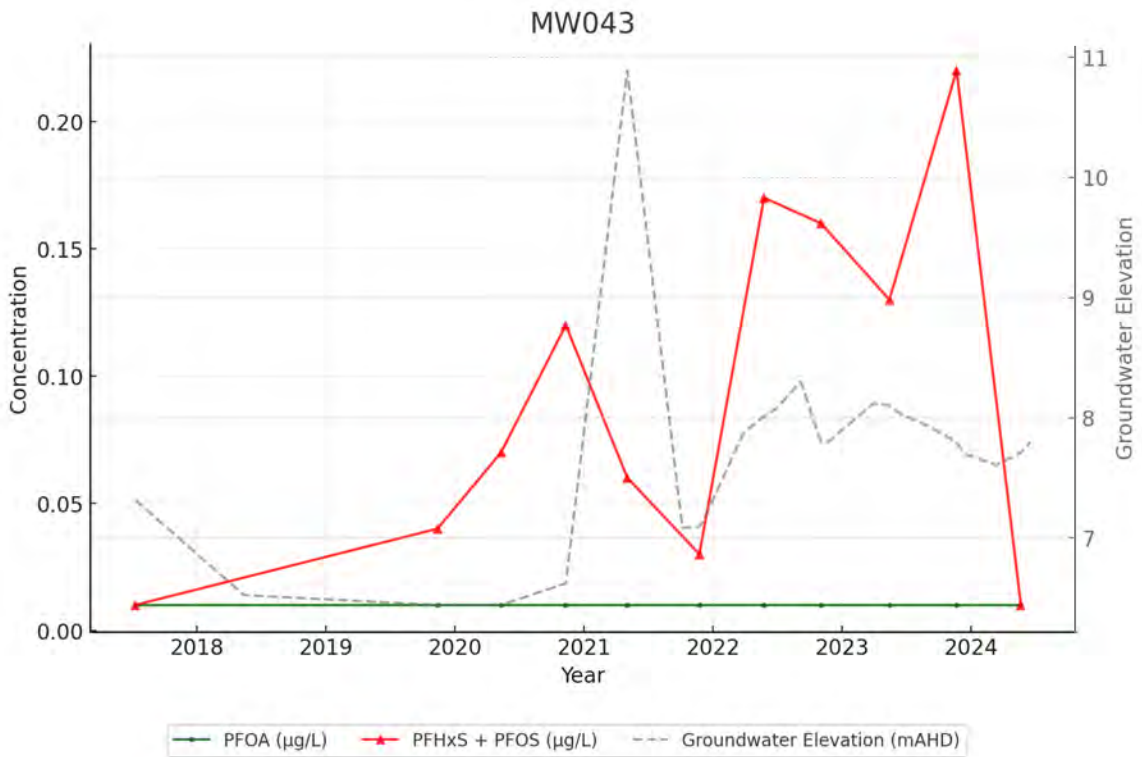
MW043
Concentration
0.20
0.15
0.10
0.05
0.00
Groundwater Elevation
11
10
9
8
7
2018
2019
2020
2021
2022
2023
2024
Year
PFOA (µg/L)
PFHxS + PFOS (µg/L)
Groundwater Elevation (mAHD)

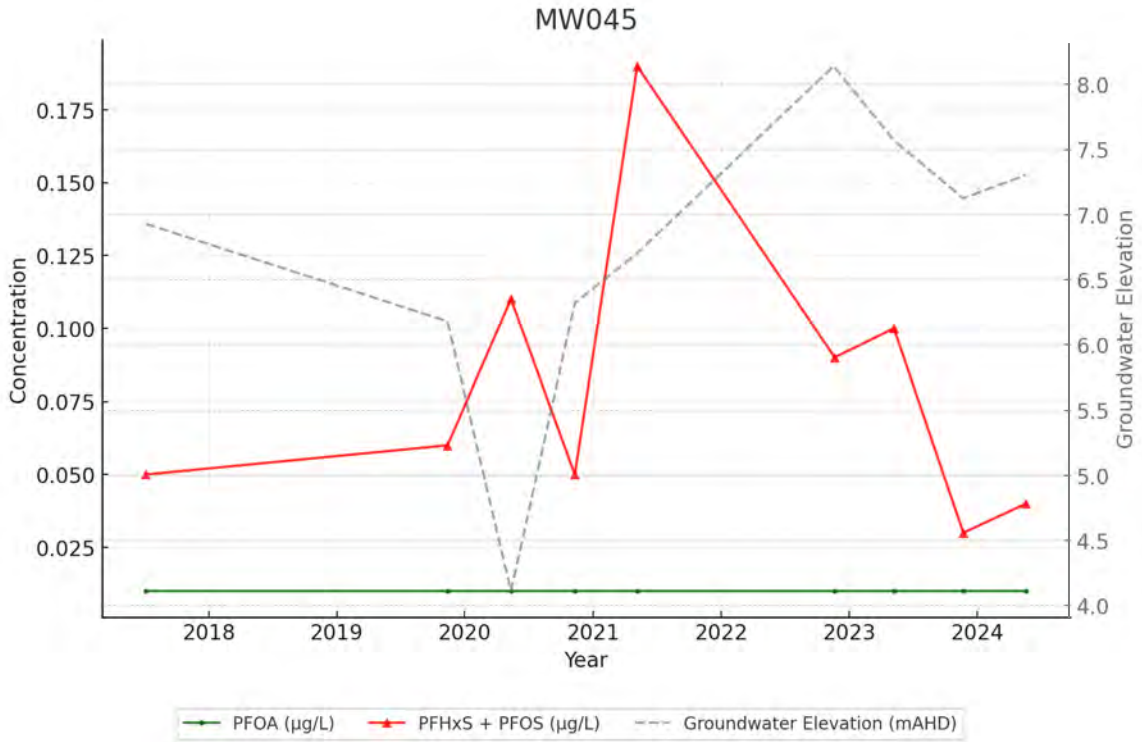
MW045
Concentration
0.175
0.150
0.125
0.100
0.075
0.050
0.025
Groundwater Elevation
8.0
7.5
7.0
6.5
6.0
5.5
5.0
4.5
4.0
2018
2019
2020
2021
2022
2023
2024
Year
PFOA (µg/L)
PFHxS + PFOS (µg/L)
Groundwater Elevation (mAHD)

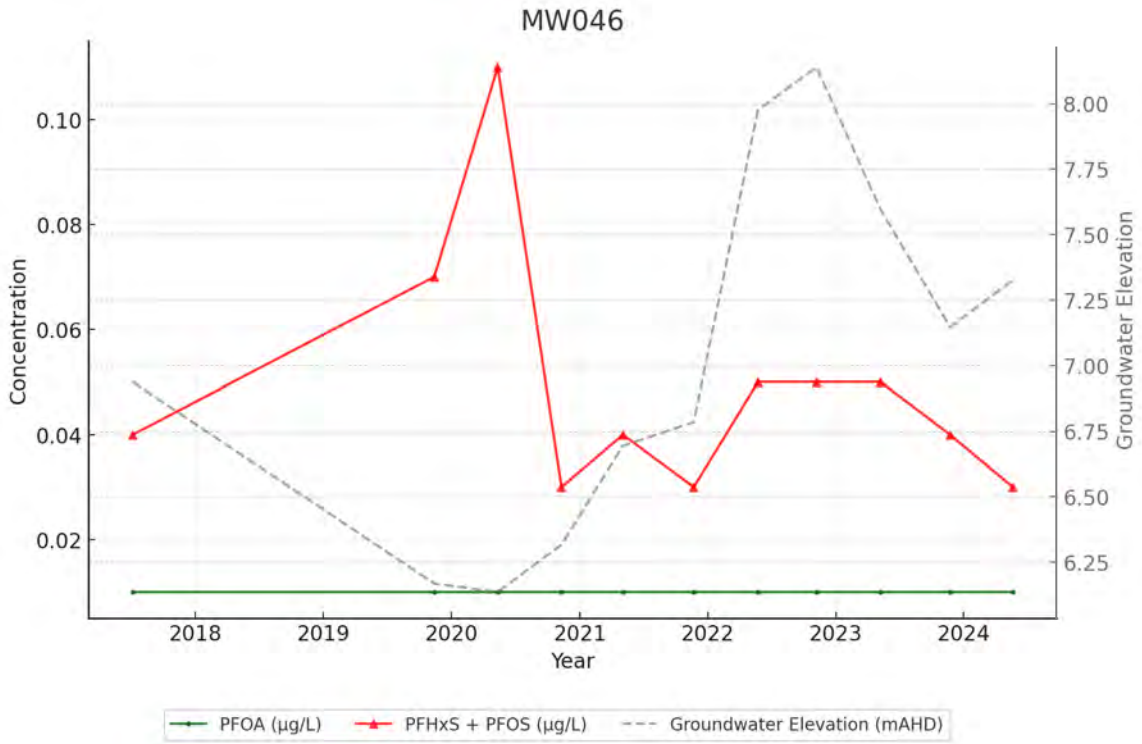
MW046
Concentration
0.10
0.08
0.06
0.04
0.02
Groundwater Elevation
8.00
7.75
7.50
7.25
7.00
6.75
6.50
6.25
2018
2019
2020
2021
2022
2023
2024
Year
PFOA (µg/L)
PFHxS + PFOS (µg/L)
Groundwater Elevation (mAHD)

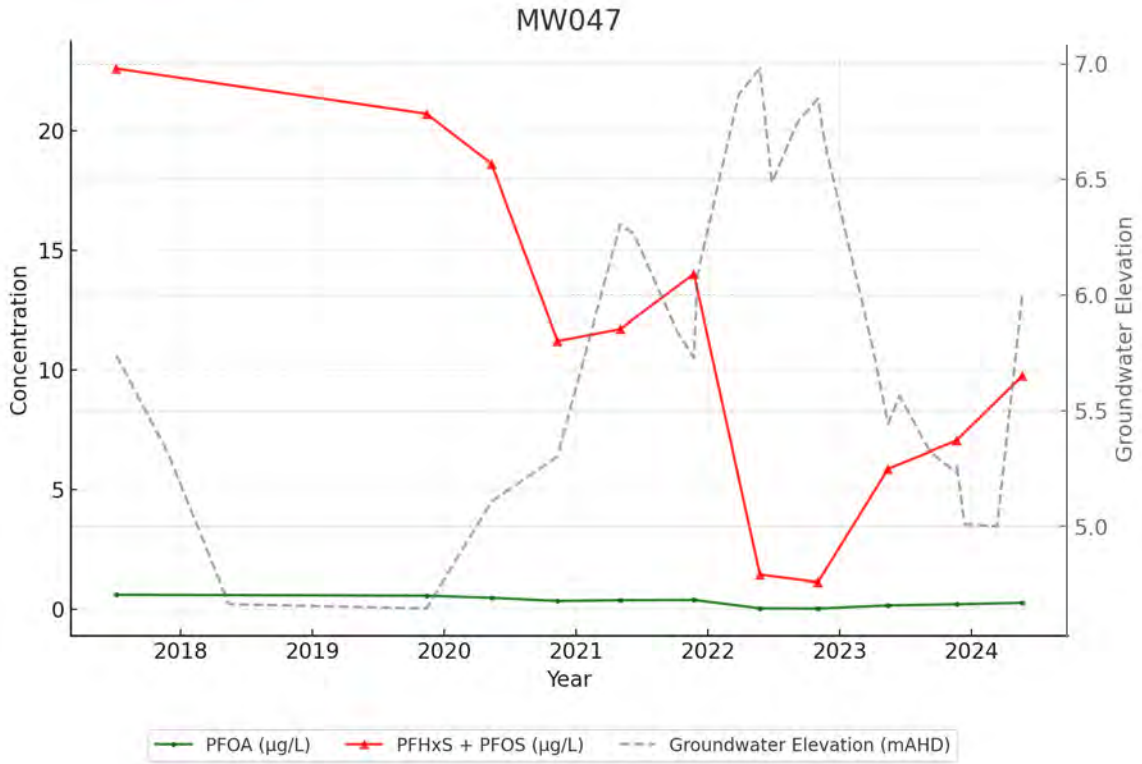
MW047
Concentration
Groundwater Elevation
Year
0
5
10
15
20
5.0
5.5
6.0
6.5
7.0
2018
2019
2020
2021
2022
2023
2024
PFOA (µg/L)
PFHxS + PFOS (µg/L)
Groundwater Elevation (mAHD)

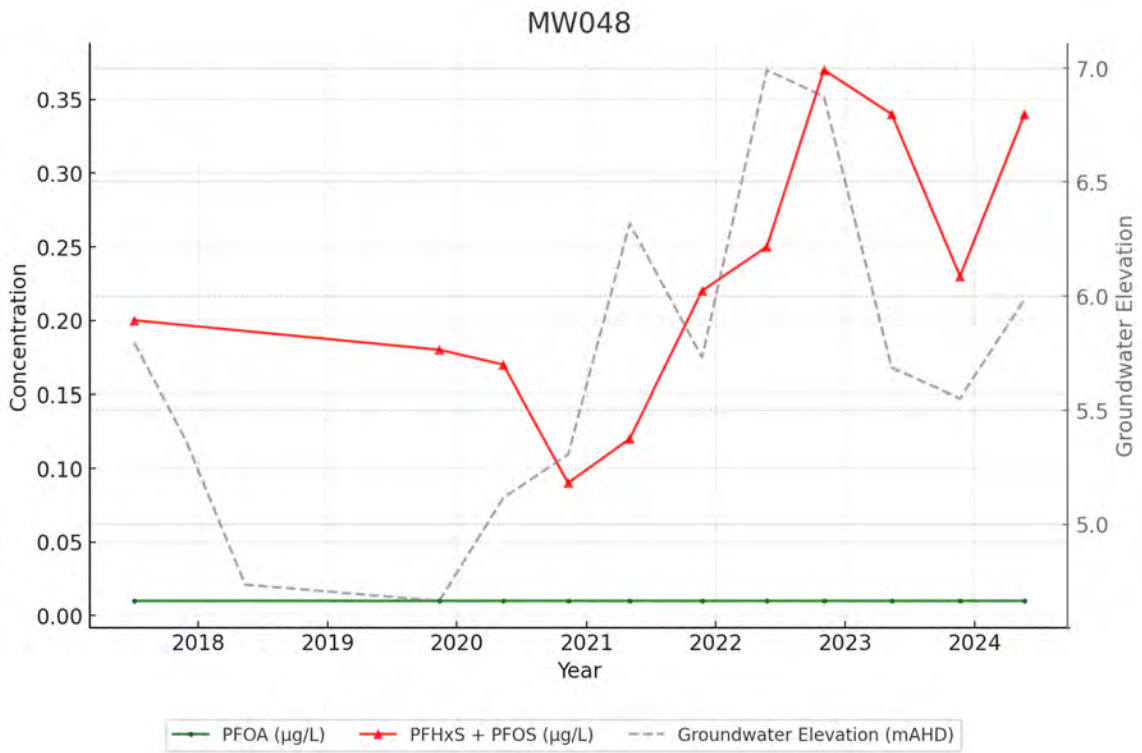
MW048
Concentration
Groundwater Elevation
Year
0.00
0.05
0.10
0.15
0.20
0.25
0.30
0.35
5.0
5.5
6.0
6.5
7.0
2018
2019
2020
2021
2022
2023
2024
PFOA (µg/L)
PFHxS + PFOS (µg/L)
Groundwater Elevation (mAHD)

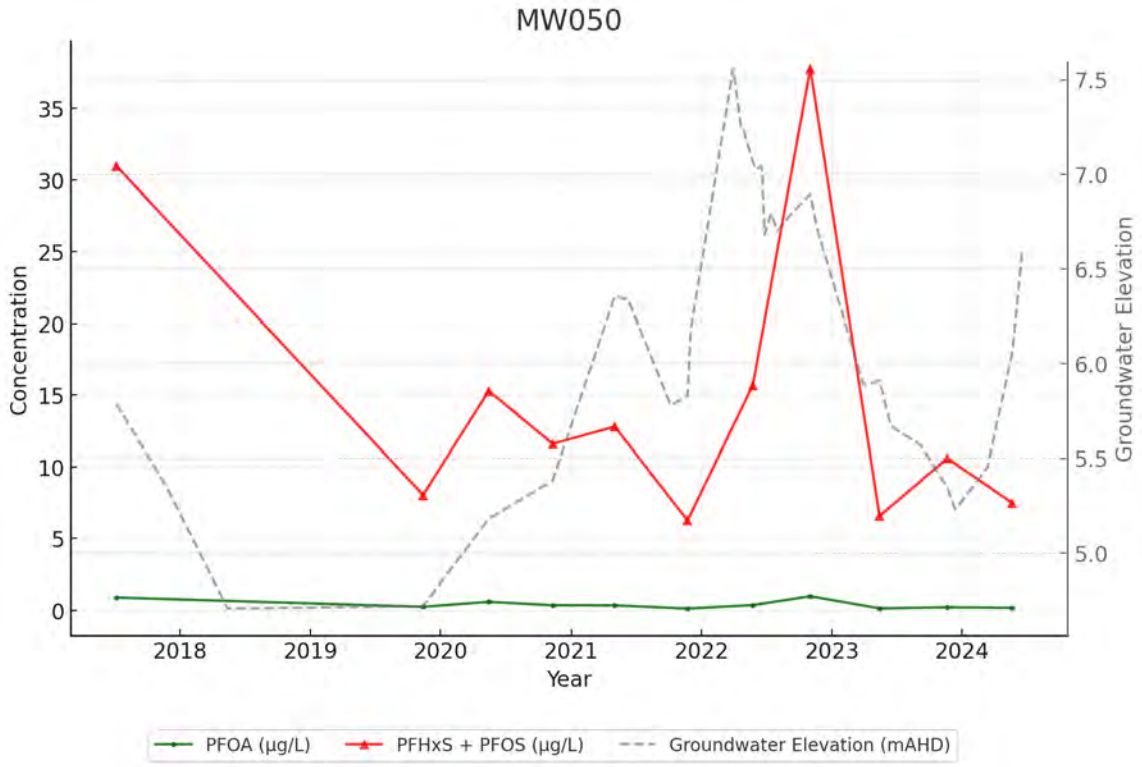
MW050
Concentration
Groundwater Elevation
Year
PFOA (µg/L)
PFHxS + PFOS (µg/L)
Groundwater Elevation (mAHD)

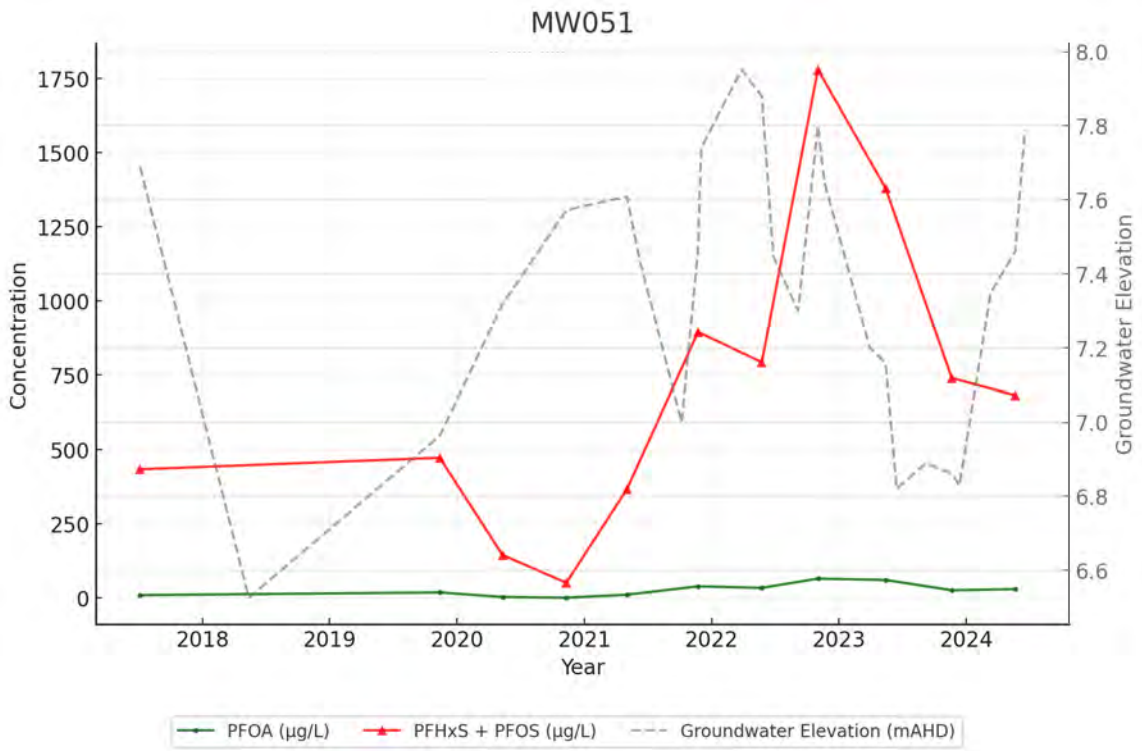
MW051
Concentration
Groundwater Elevation
Year
PFOA (µg/L)
PFHxS + PFOS (µg/L)
Groundwater Elevation (mAHD)

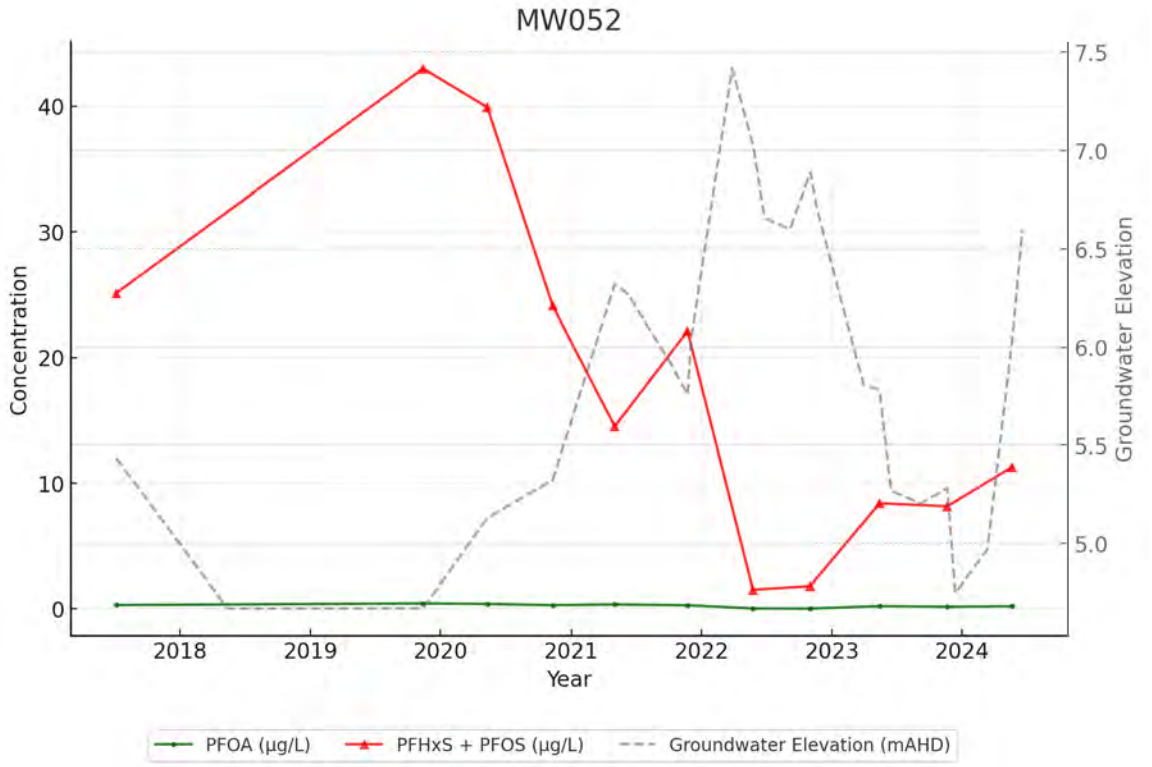
MW052
Concentration
Groundwater Elevation
Year
0
10
20
30
40
5.0
5.5
6.0
6.5
7.0
7.5
2018
2019
2020
2021
2022
2023
2024
PFOA (µg/L)
PFHxS + PFOS (µg/L)
Groundwater Elevation (mAHD)

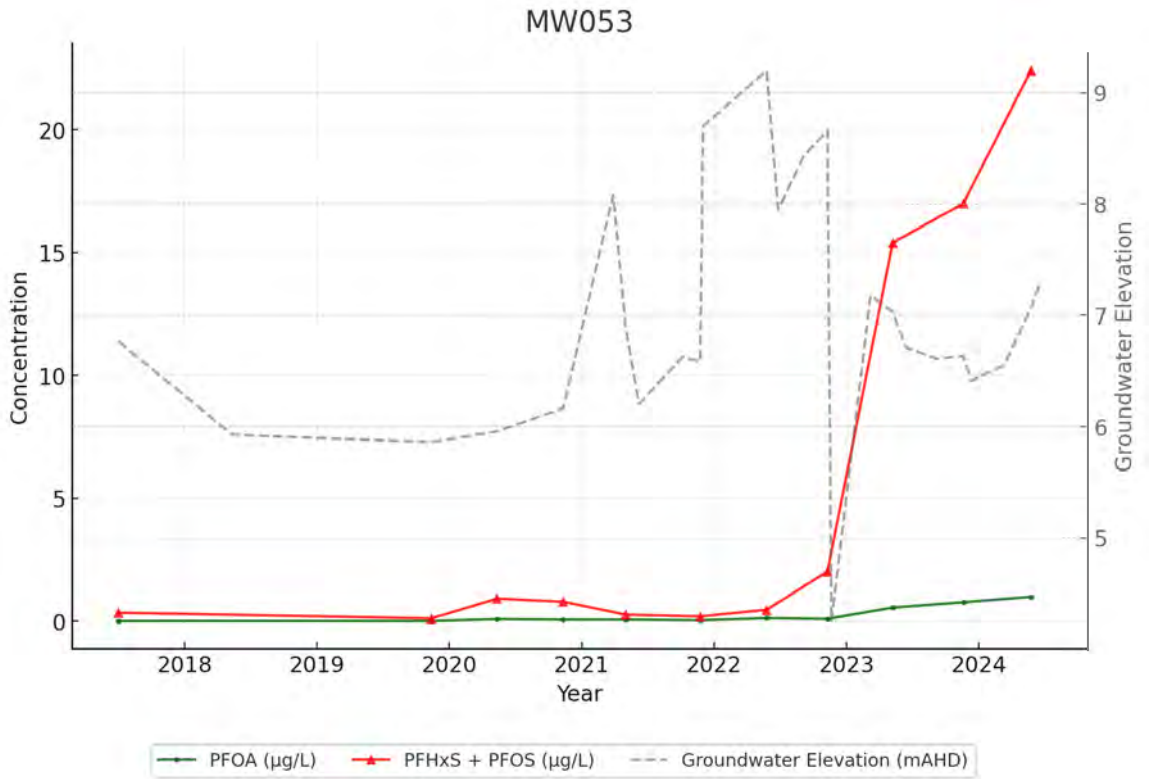
MW053
Concentration
Groundwater Elevation
Year
0
5
10
15
20
5
6
7
8
9
2018
2019
2020
2021
2022
2023
2024
PFOA (µg/L)
PFHxS + PFOS (µg/L)
Groundwater Elevation (mAHD)

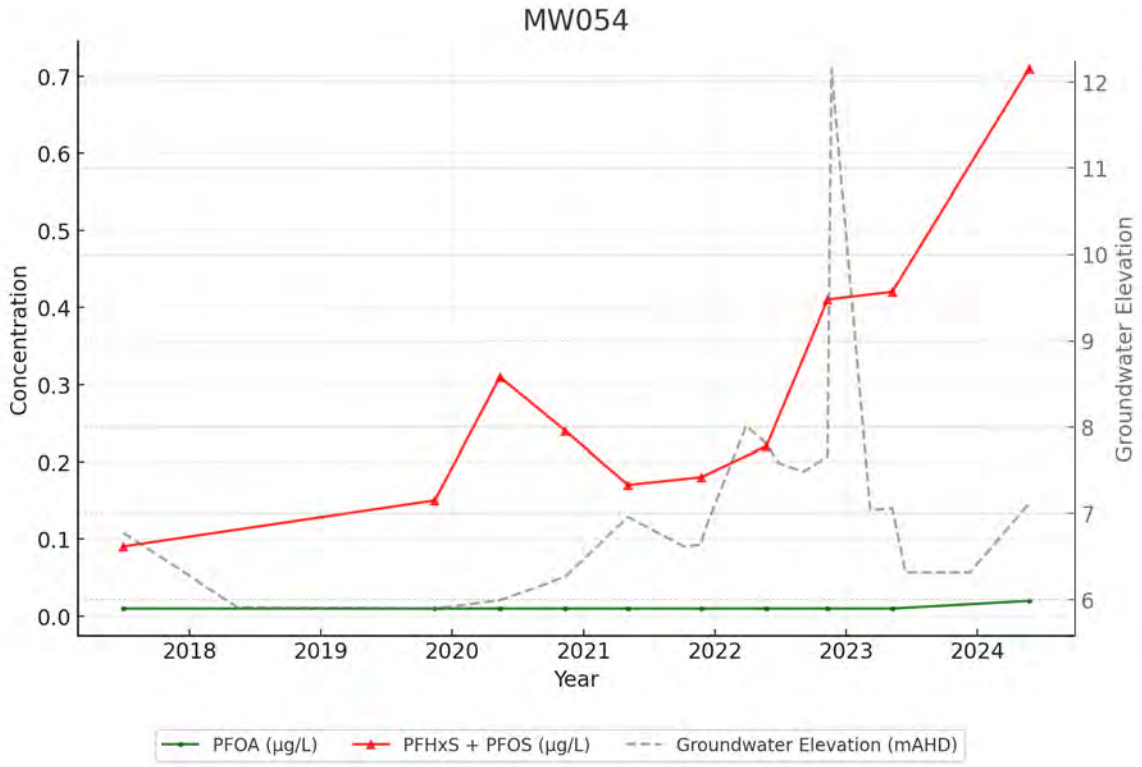
MW054
Concentration
Groundwater Elevation
Year
0.0
0.1
0.2
0.3
0.4
0.5
0.6
0.7
6
7
8
9
10
11
12
2018
2019
2020
2021
2022
2023
2024
PFOA (µg/L)
PFHxS + PFOS (µg/L)
Groundwater Elevation (mAHD)

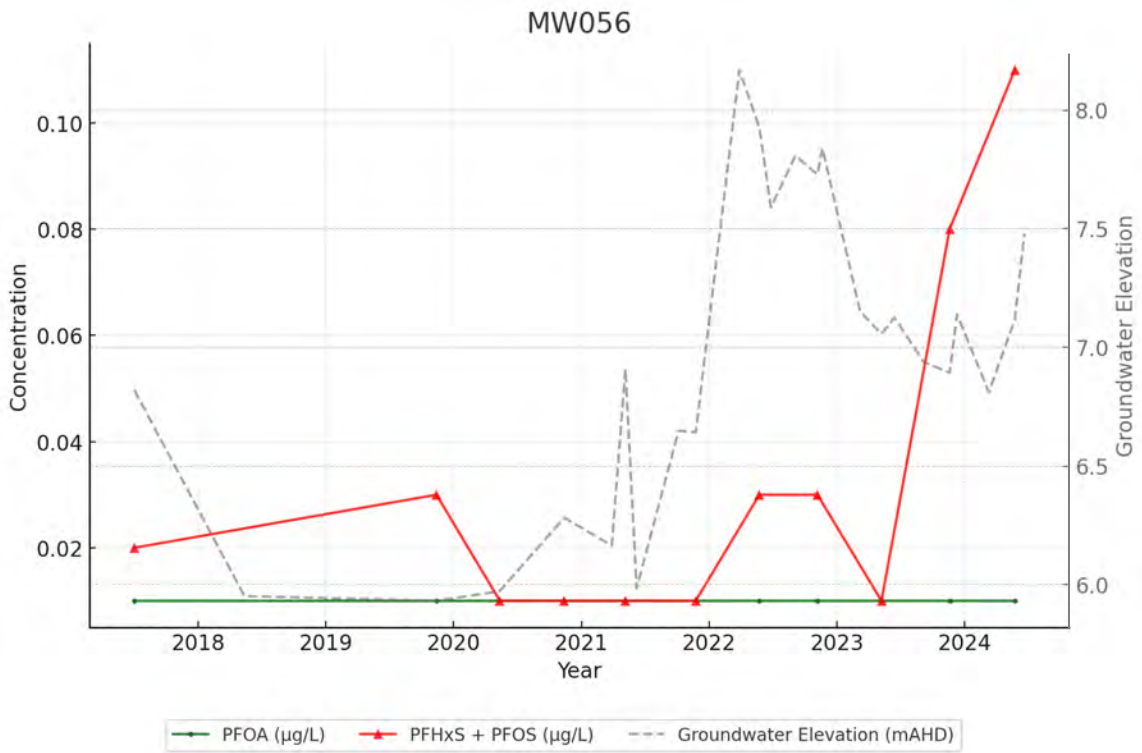
MW056
Concentration
Groundwater Elevation
Year
0.02
0.04
0.06
0.08
0.10
6.0
6.5
7.0
7.5
8.0
2018
2019
2020
2021
2022
2023
2024
PFOA (µg/L)
PFHxS + PFOS (µg/L)
Groundwater Elevation (mAHD)

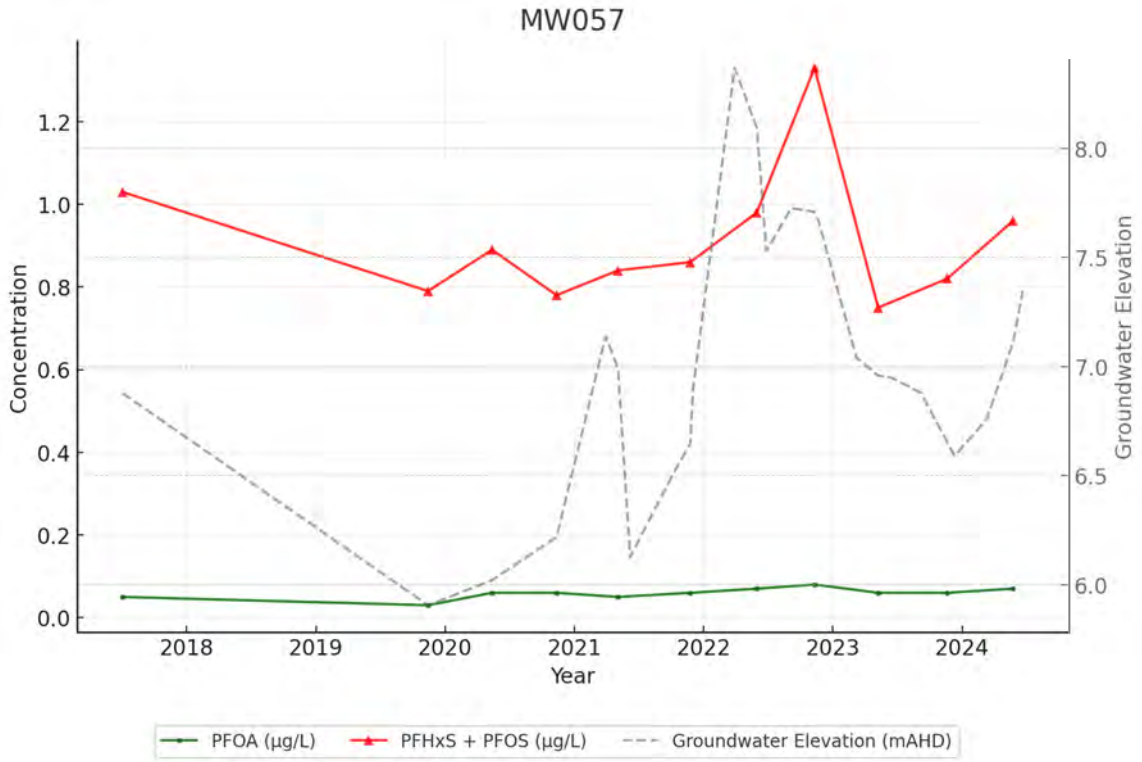
MW057
Concentration
Groundwater Elevation
Year
PFOA (µg/L)
PFHxS + PFOS (µg/L)
Groundwater Elevation (mAHD)

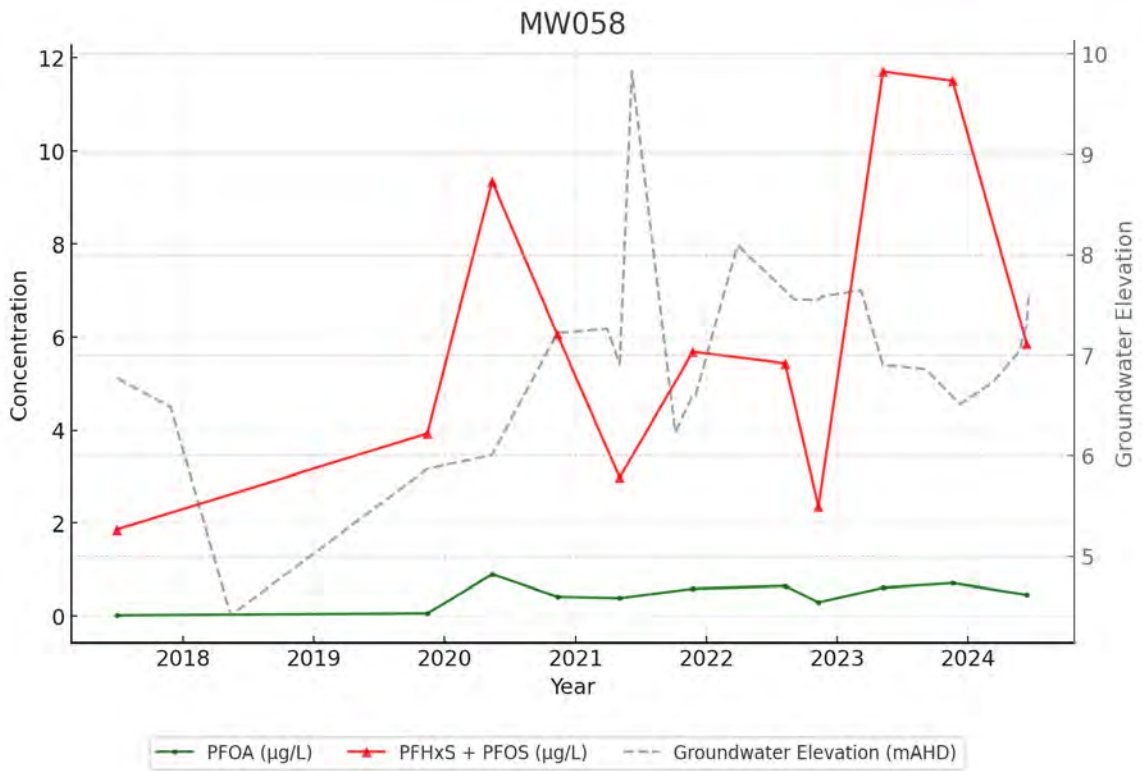
MW058
Concentration
Groundwater Elevation
Year
PFOA (µg/L)
PFHxS + PFOS (µg/L)
Groundwater Elevation (mAHD)

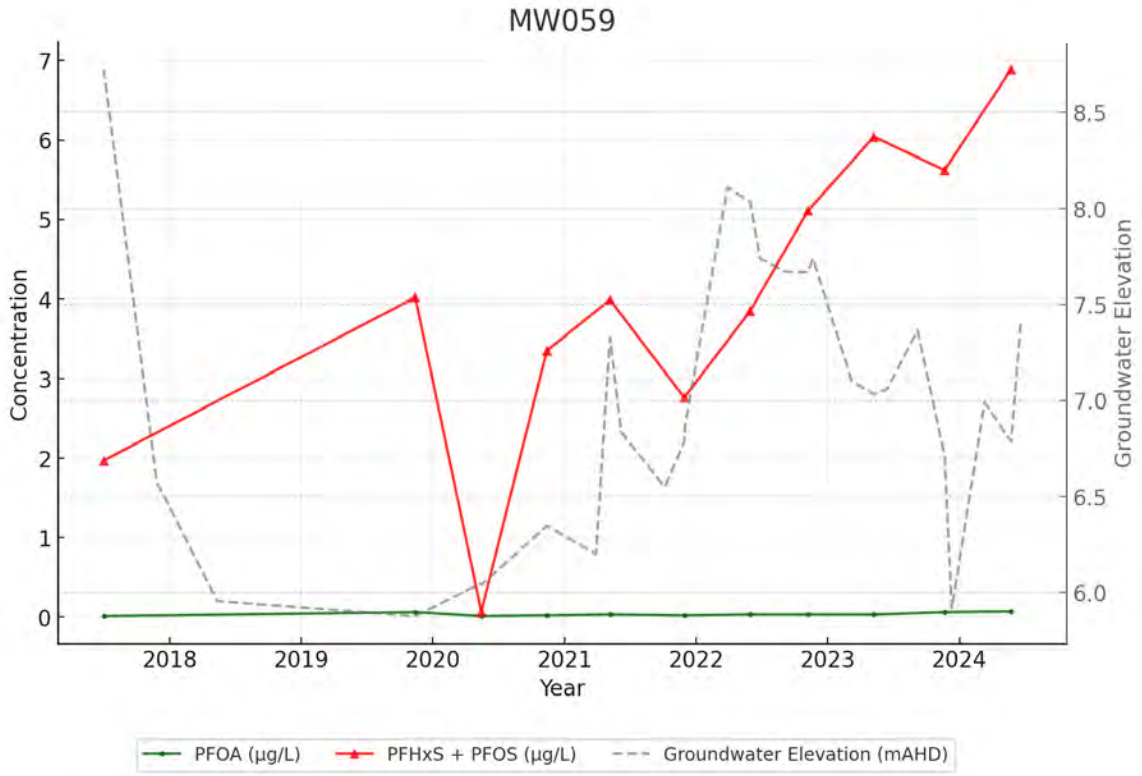
MW059
Concentration
Groundwater Elevation
Year
0
1
2
3
4
5
6
7
6.0
6.5
7.0
7.5
8.0
8.5
2018
2019
2020
2021
2022
2023
2024
PFOA (µg/L)
PFHxS + PFOS (µg/L)
Groundwater Elevation (mAHD)

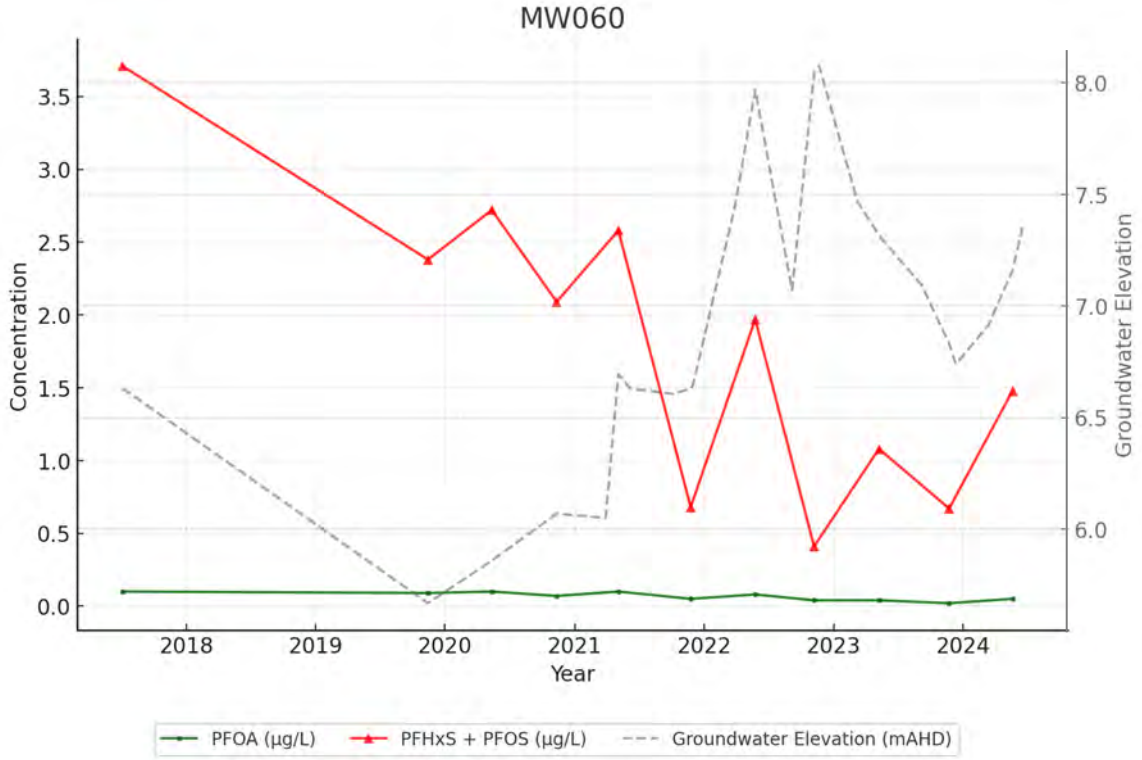
MW060
Concentration
Groundwater Elevation
Year
0.0
0.5
1.0
1.5
2.0
2.5
3.0
3.5
6.0
6.5
7.0
7.5
8.0
2018
2019
2020
2021
2022
2023
2024
PFOA (µg/L)
PFHxS + PFOS (µg/L)
Groundwater Elevation (mAHD)

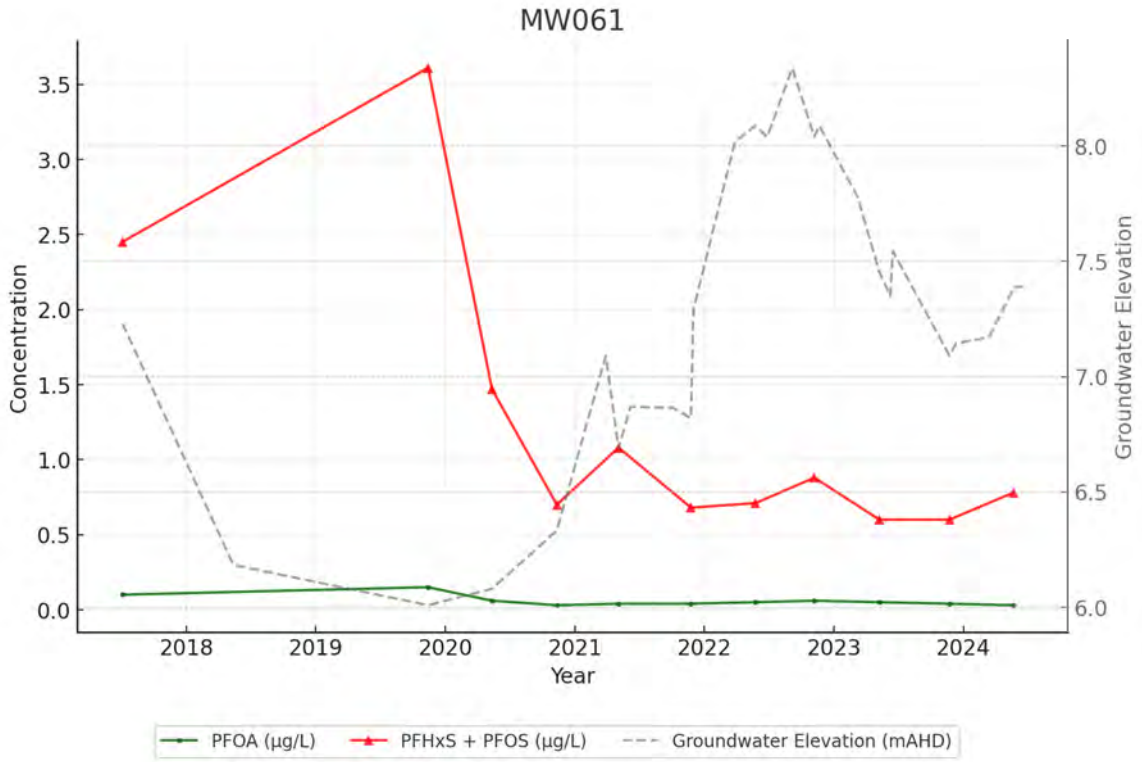
MW061
Concentration
Groundwater Elevation
Year
3.5
3.0
2.5
2.0
1.5
1.0
0.5
0.0
8.0
7.5
7.0
6.5
6.0
2018
2019
2020
2021
2022
2023
2024
PFOA (µg/L)
PFHxS + PFOS (µg/L)
Groundwater Elevation (mAHD)

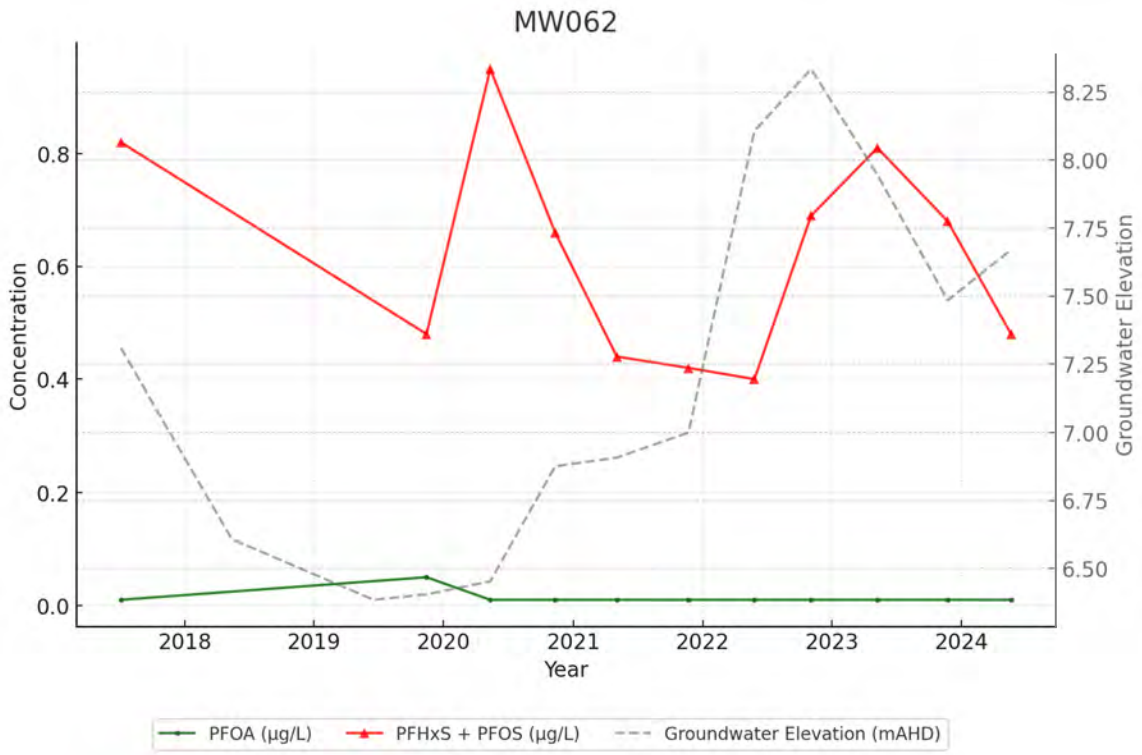
MW062
Concentration
Groundwater Elevation
Year
0.8
0.6
0.4
0.2
0.0
8.25
8.00
7.75
7.50
7.25
7.00
6.75
6.50
2018
2019
2020
2021
2022
2023
2024
PFOA (µg/L)
PFHxS + PFOS (µg/L)
Groundwater Elevation (mAHD)

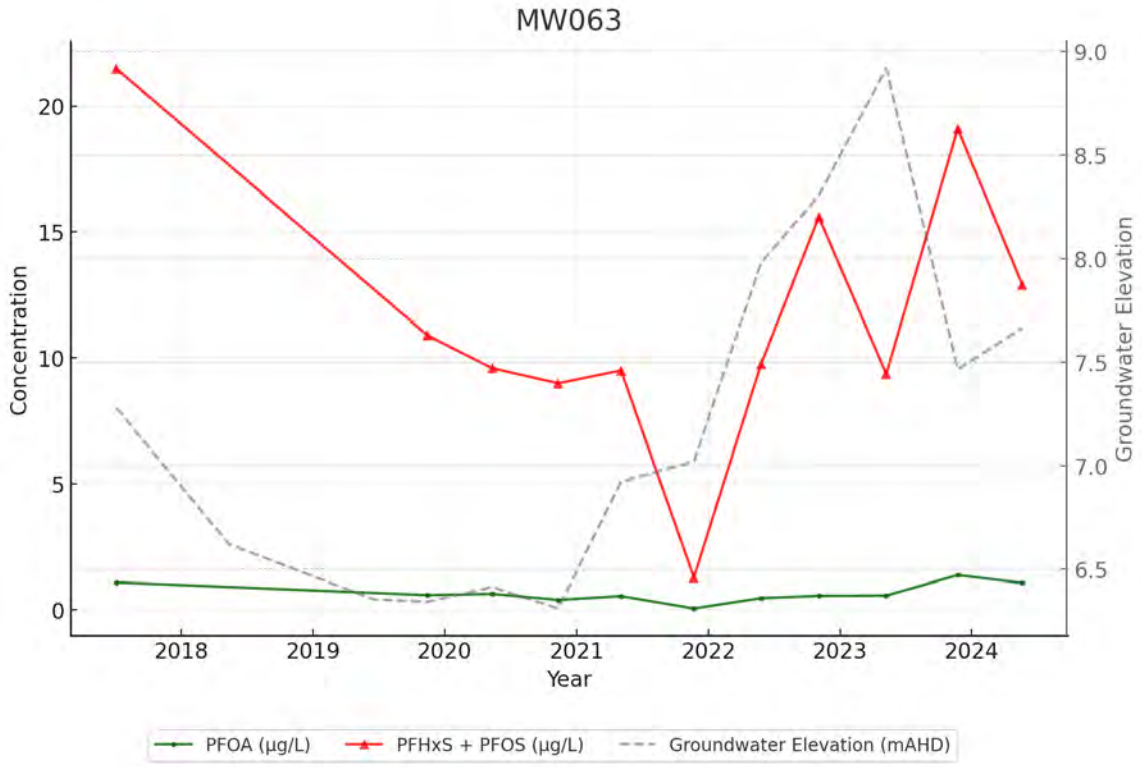
MW063
Concentration
Groundwater Elevation
Year
PFOA (µg/L)
PFHxS + PFOS (µg/L)
Groundwater Elevation (mAHD)

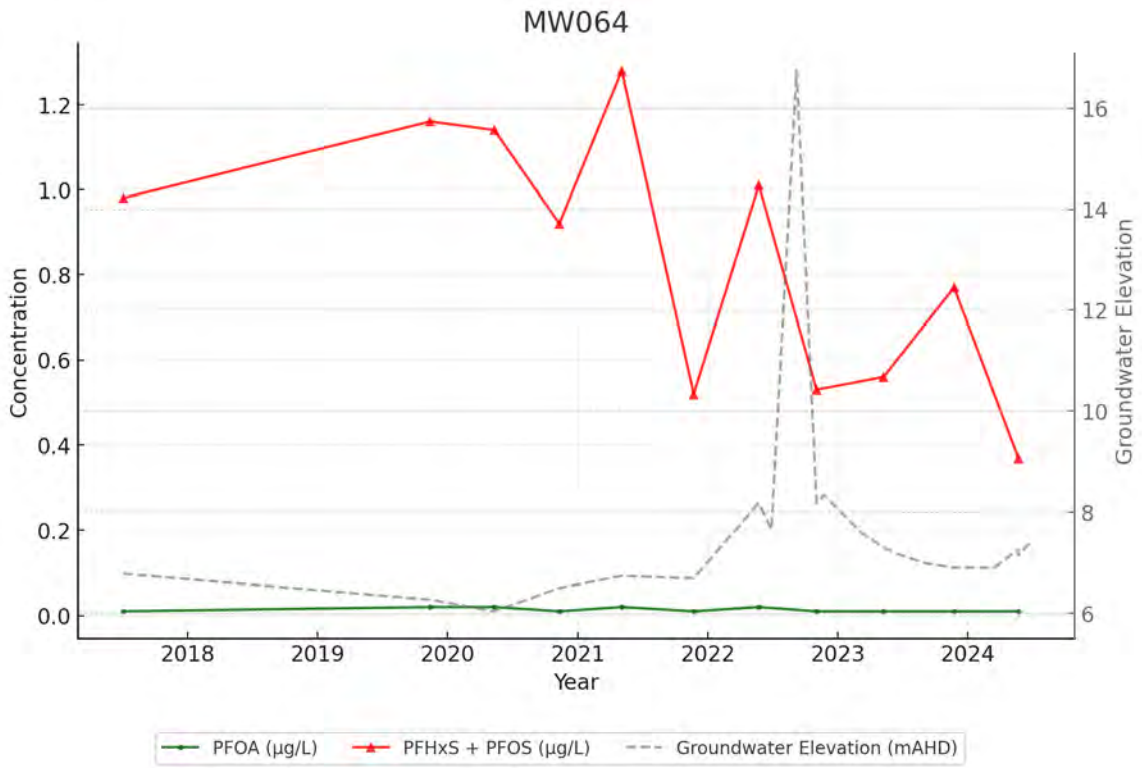
MW064
Concentration
Groundwater Elevation
Year
PFOA (µg/L)
PFHxS + PFOS (µg/L)
Groundwater Elevation (mAHD)

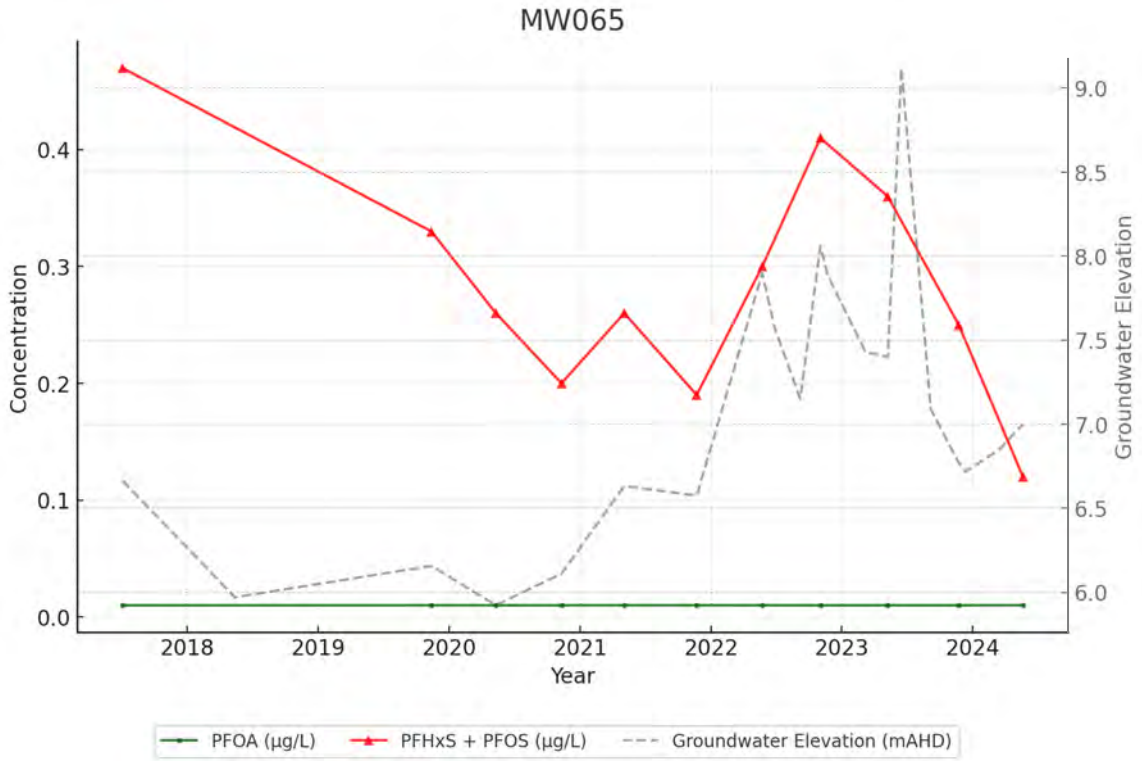
MW065
Concentration
Groundwater Elevation
Year
0.0
0.1
0.2
0.3
0.4
6.0
6.5
7.0
7.5
8.0
8.5
9.0
2018
2019
2020
2021
2022
2023
2024
PFOA (µg/L)
PFHxS + PFOS (µg/L)
Groundwater Elevation (mAHD)

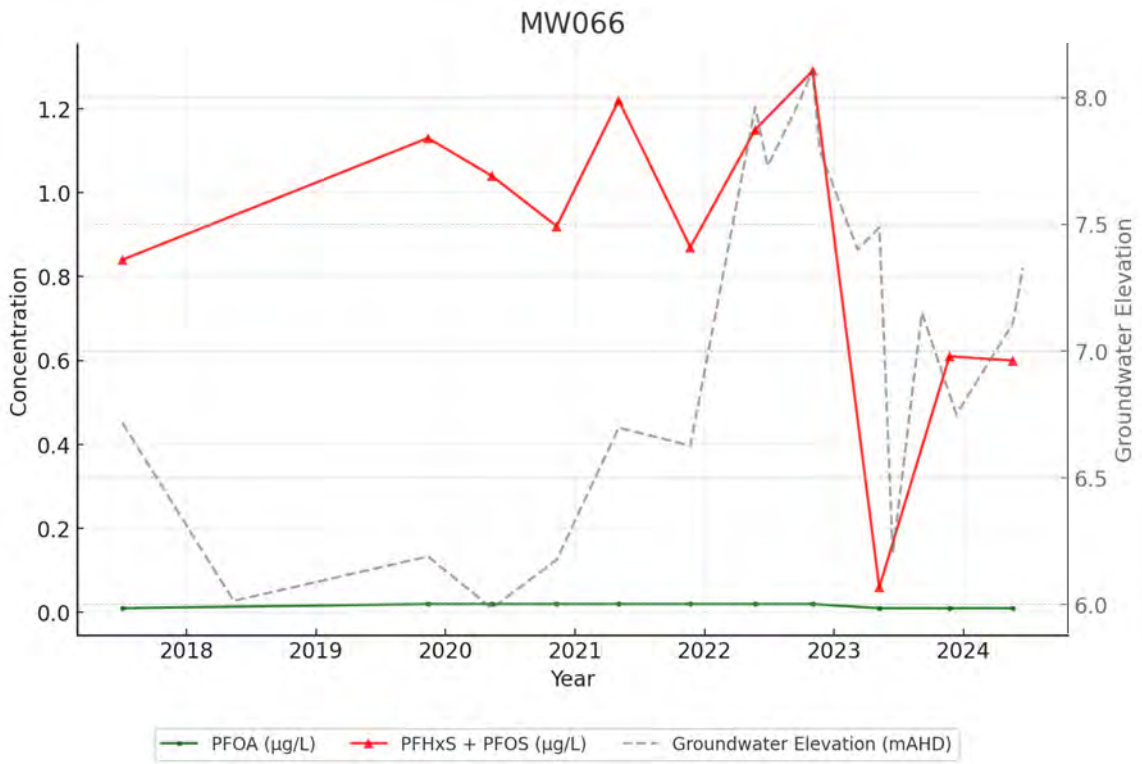
MW066
Concentration
Groundwater Elevation
Year
0.0
0.2
0.4
0.6
0.8
1.0
1.2
6.0
6.5
7.0
7.5
8.0
2018
2019
2020
2021
2022
2023
2024
PFOA (µg/L)
PFHxS + PFOS (µg/L)
Groundwater Elevation (mAHD)

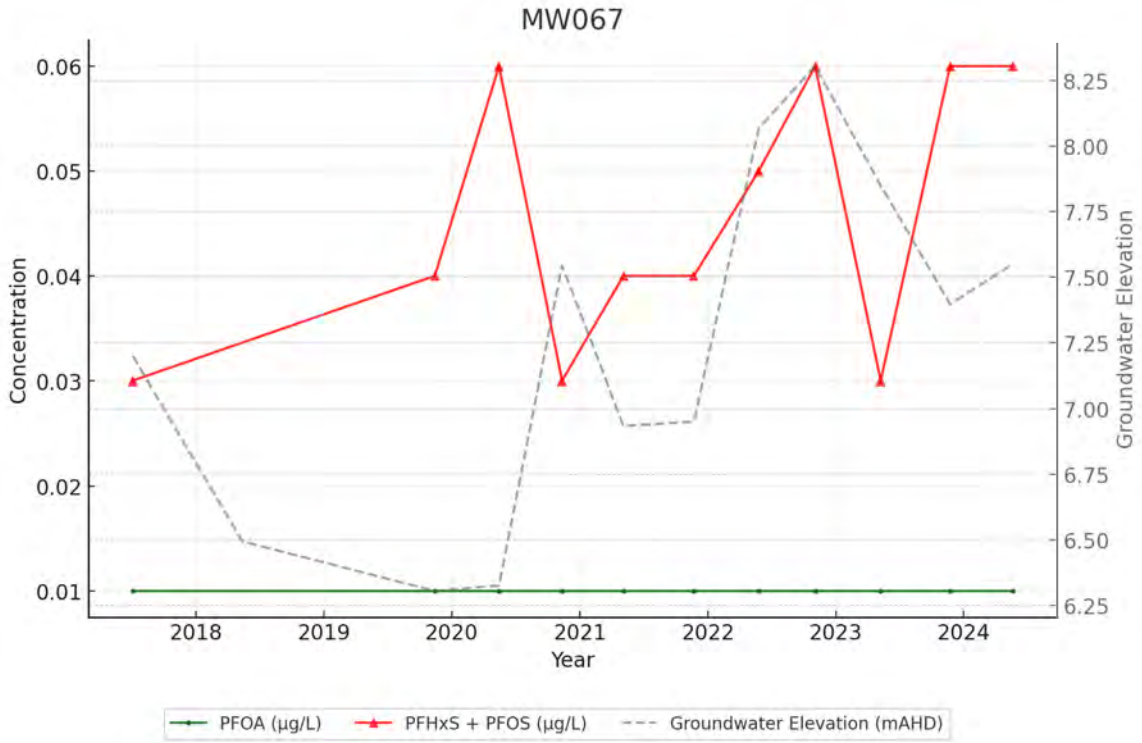
MW067
Concentration
Groundwater Elevation
Year
0.06
0.05
0.04
0.03
0.02
0.01
8.25
8.00
7.75
7.50
7.25
7.00
6.75
6.50
6.25
2018
2019
2020
2021
2022
2023
2024
PFOA (µg/L)
PFHxS + PFOS (µg/L)
Groundwater Elevation (mAHD)

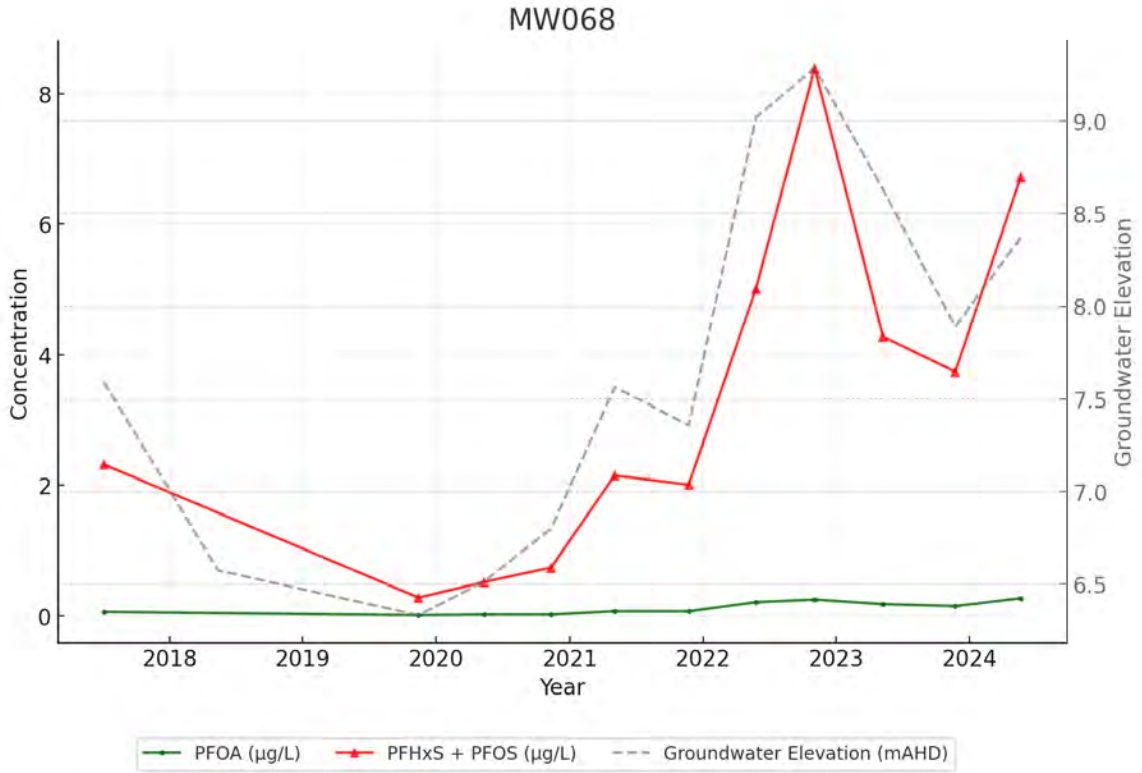
MW068
Concentration
Groundwater Elevation
Year
8
6
4
2
0
9.0
8.5
8.0
7.5
7.0
6.5
2018
2019
2020
2021
2022
2023
2024
PFOA (µg/L)
PFHxS + PFOS (µg/L)
Groundwater Elevation (mAHD)

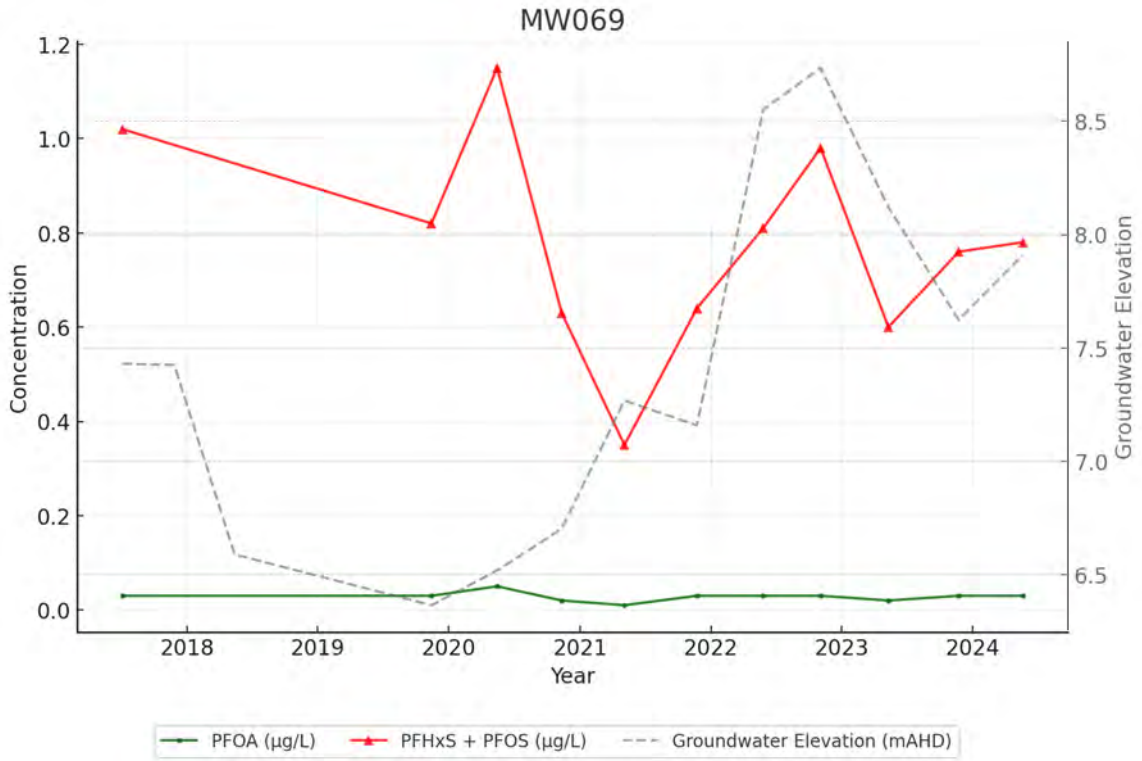
MW069
Concentration
Groundwater Elevation
Year
1.2
1.0
0.8
0.6
0.4
0.2
0.0
8.5
8.0
7.5
7.0
6.5
2018
2019
2020
2021
2022
2023
2024
PFOA (µg/L)
PFHxS + PFOS (µg/L)
Groundwater Elevation (mAHD)

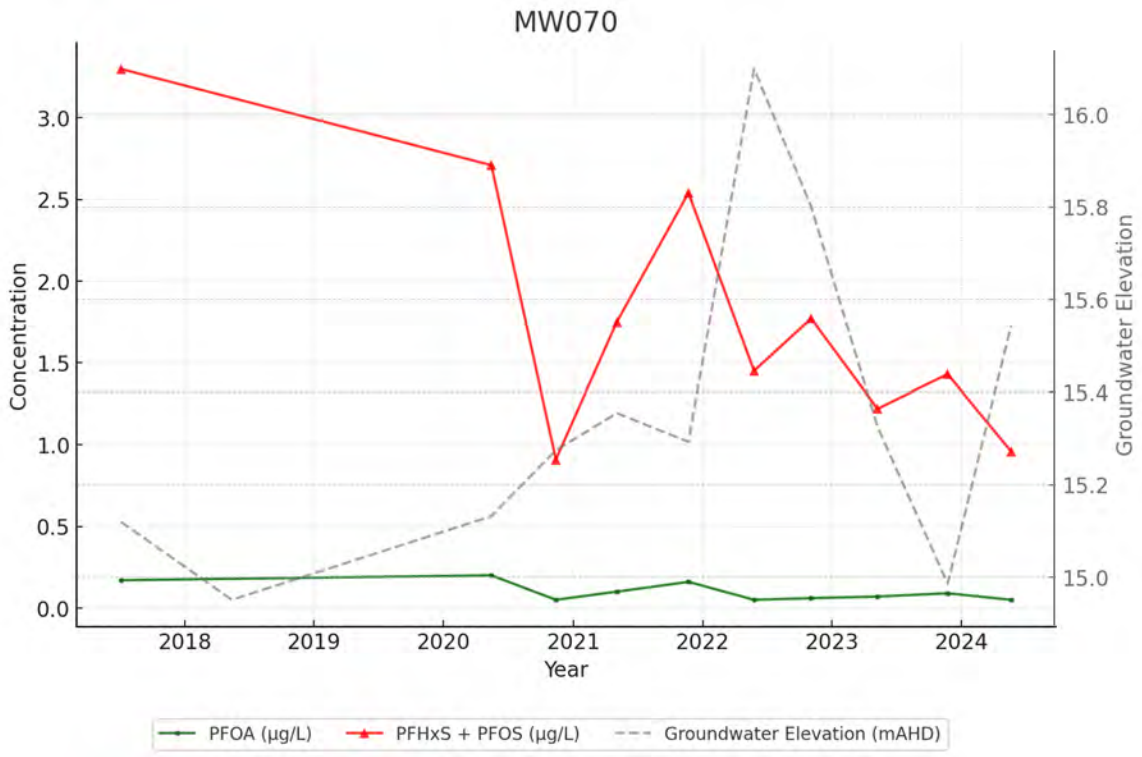
MW070
Concentration
Groundwater Elevation
Year
3.0
2.5
2.0
1.5
1.0
0.5
0.0
16.0
15.8
15.6
15.4
15.2
15.0
2018
2019
2020
2021
2022
2023
2024
PFOA (µg/L)
PFHxS + PFOS (µg/L)
Groundwater Elevation (mAHD)

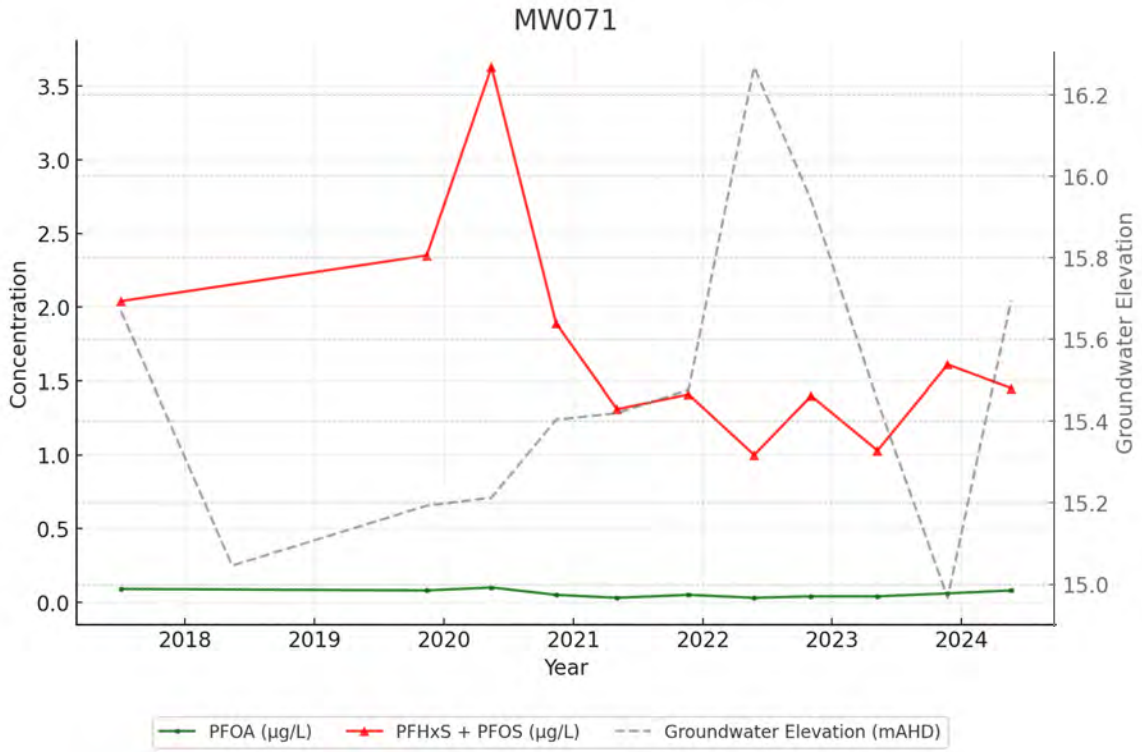
MW071
Concentration
Groundwater Elevation
Year
3.5
3.0
2.5
2.0
1.5
1.0
0.5
0.0
16.2
16.0
15.8
15.6
15.4
15.2
15.0
2018
2019
2020
2021
2022
2023
2024
PFOA (µg/L)
PFHxS + PFOS (µg/L)
Groundwater Elevation (mAHD)

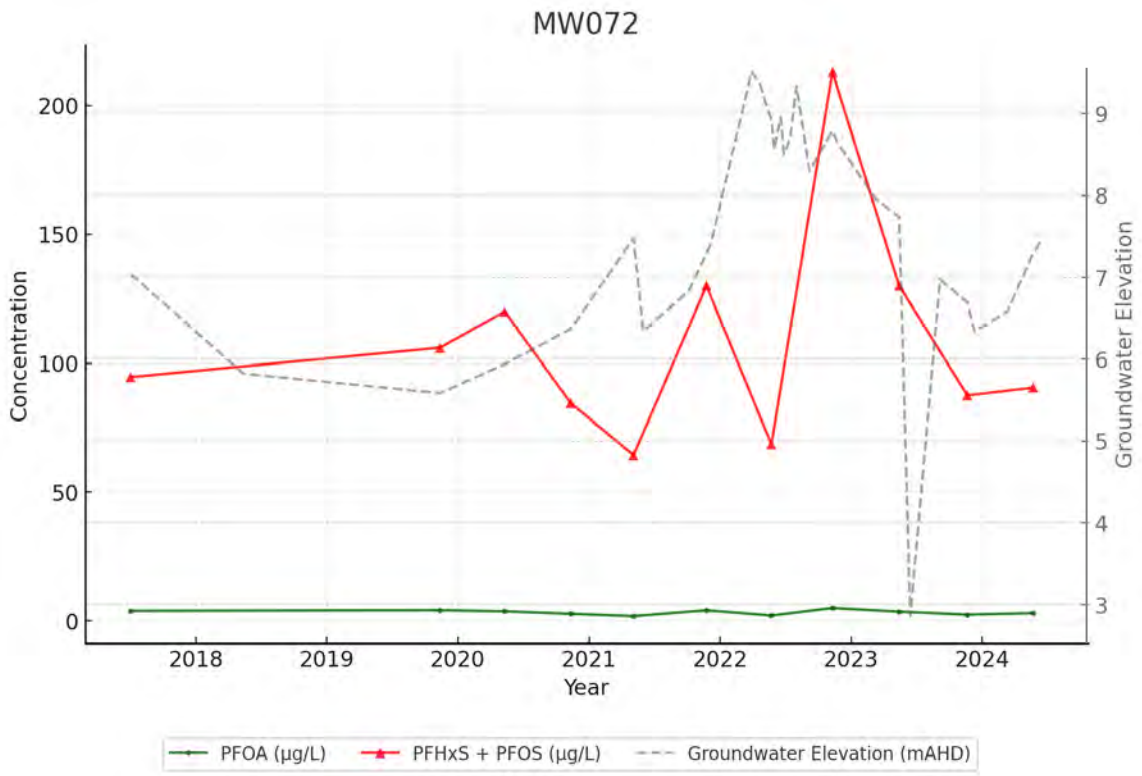
MW072
Concentration
Groundwater Elevation
Year
200
150
100
50
0
9
8
7
6
5
4
3
2018
2019
2020
2021
2022
2023
2024
PFOA (µg/L)
PFHxS + PFOS (µg/L)
Groundwater Elevation (mAHD)

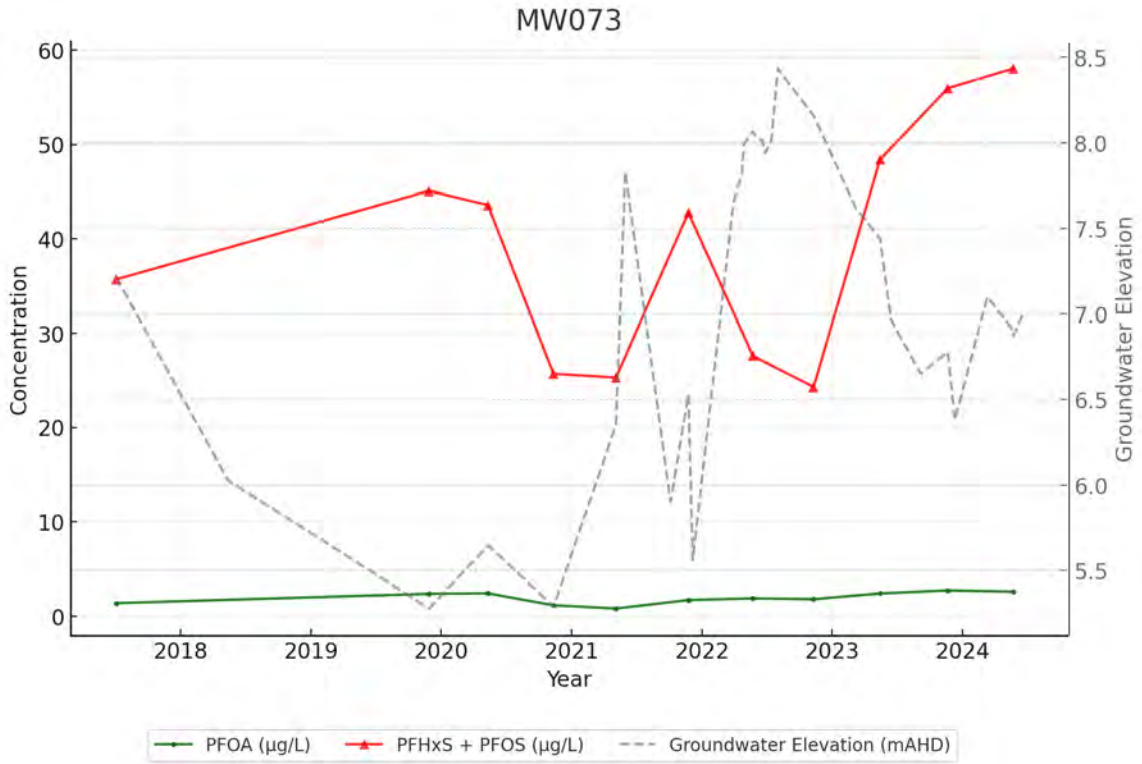
MW073
Concentration
Groundwater Elevation
Year
PFOA (µg/L)
PFHxS + PFOS (µg/L)
Groundwater Elevation (mAHD)

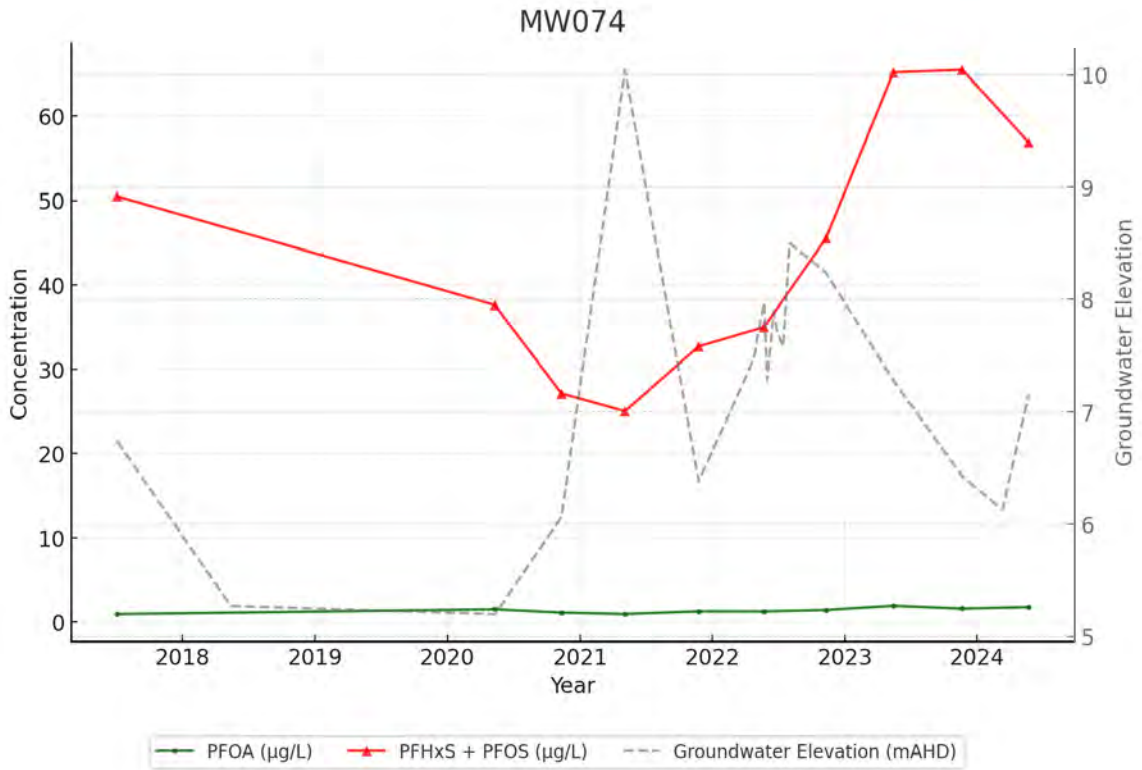
MW074
Concentration
Groundwater Elevation
Year
PFOA (µg/L)
PFHxS + PFOS (µg/L)
Groundwater Elevation (mAHD)

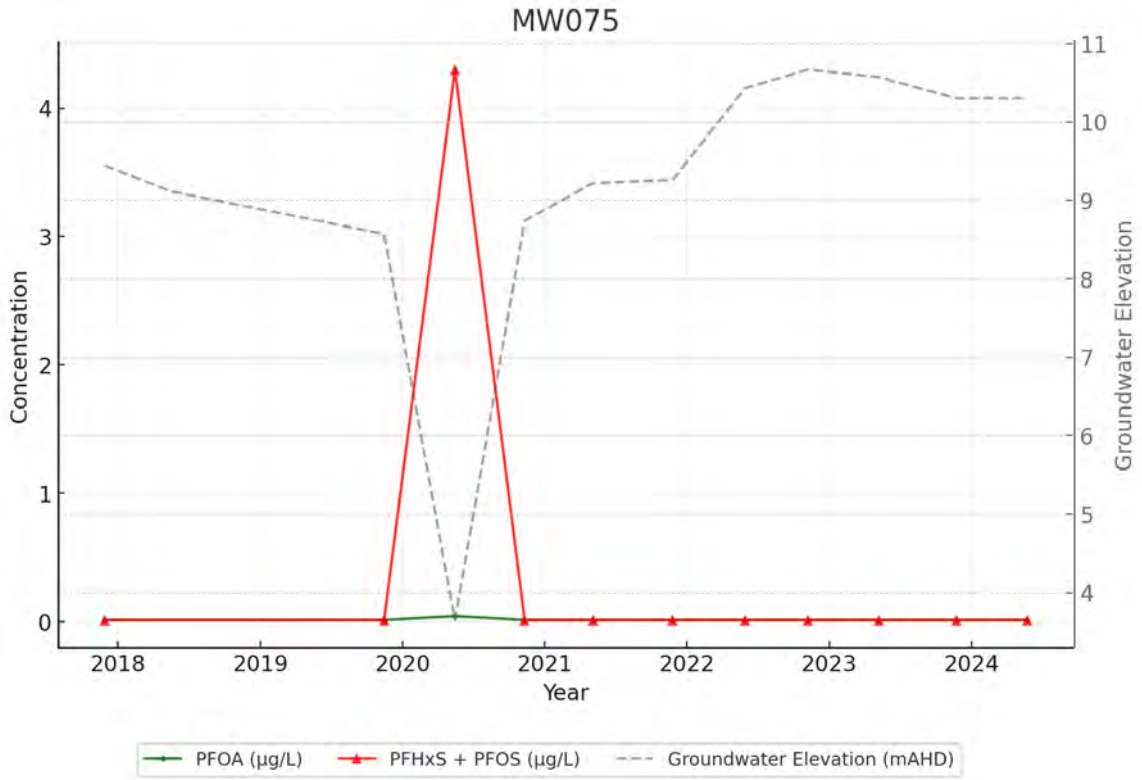
MW075
Concentration
Groundwater Elevation
Year
0
1
2
3
4
4
5
6
7
8
9
10
11
2018
2019
2020
2021
2022
2023
2024
PFOA (µg/L)
PFHxS + PFOS (µg/L)
Groundwater Elevation (mAHD)

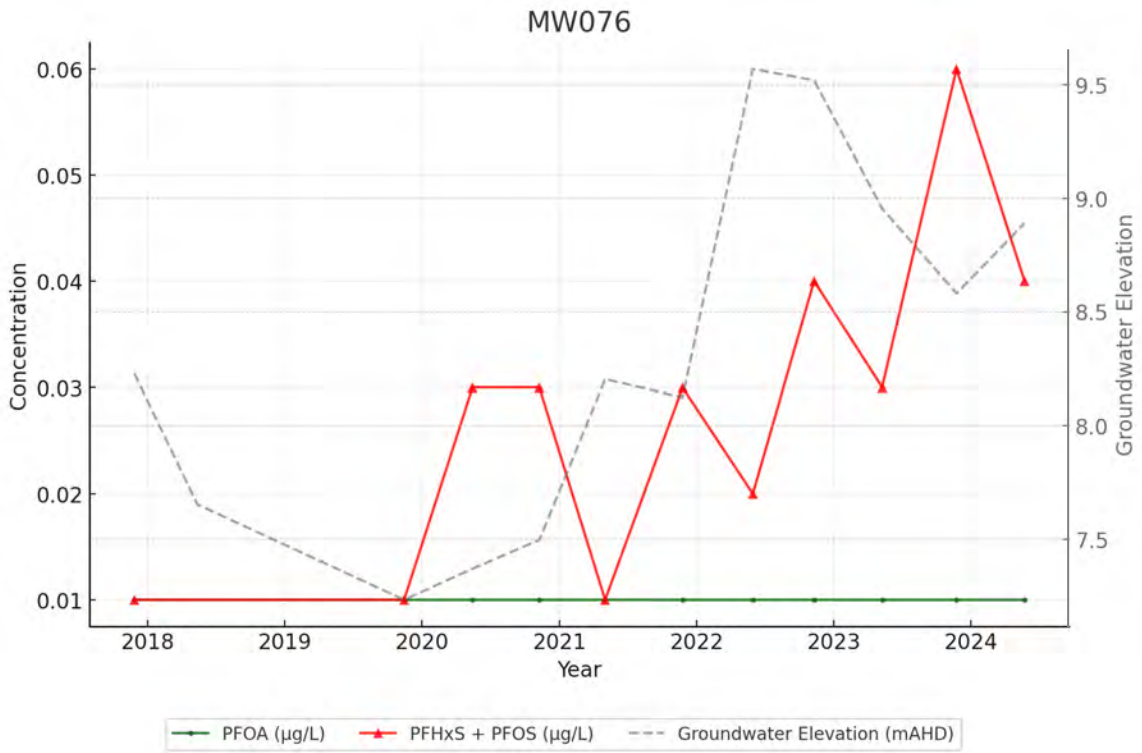
MW076
Concentration
Groundwater Elevation
Year
0.01
0.02
0.03
0.04
0.05
0.06
7.5
8.0
8.5
9.0
9.5
2018
2019
2020
2021
2022
2023
2024
PFOA (µg/L)
PFHxS + PFOS (µg/L)
Groundwater Elevation (mAHD)

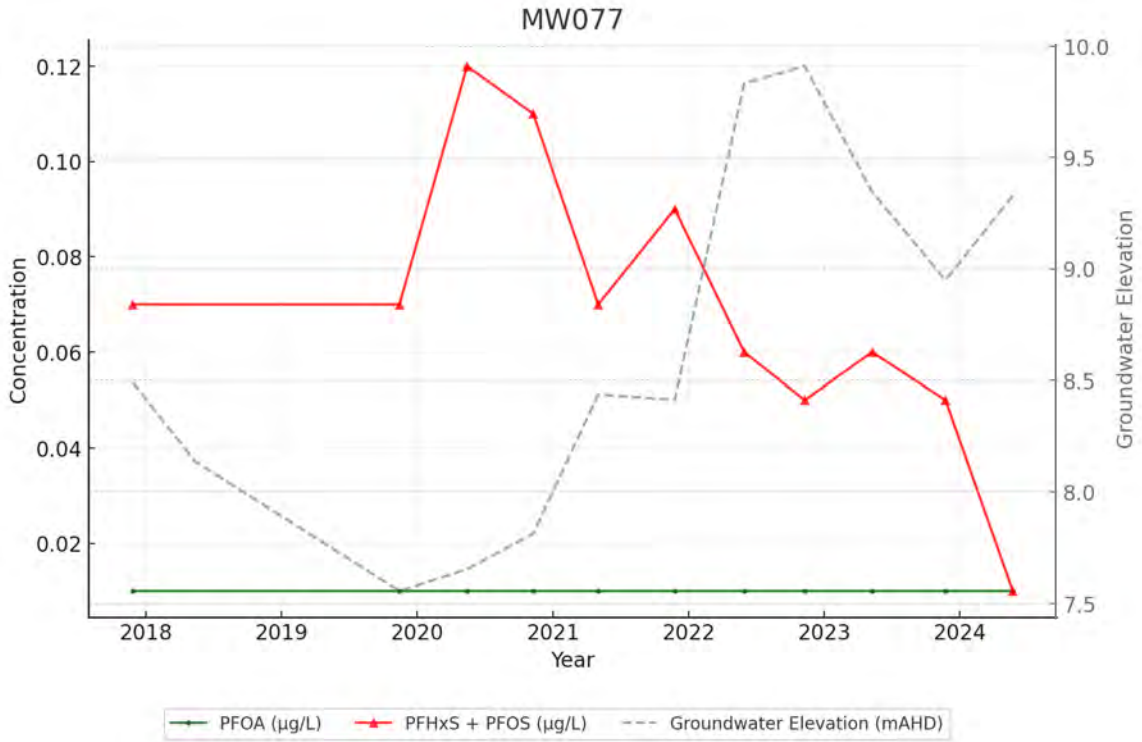
MW077
Concentration
Groundwater Elevation
Year
0.12
0.10
0.08
0.06
0.04
0.02
10.0
9.5
9.0
8.5
8.0
7.5
2018
2019
2020
2021
2022
2023
2024
PFOA (µg/L)
PFHxS + PFOS (µg/L)
Groundwater Elevation (mAHD)

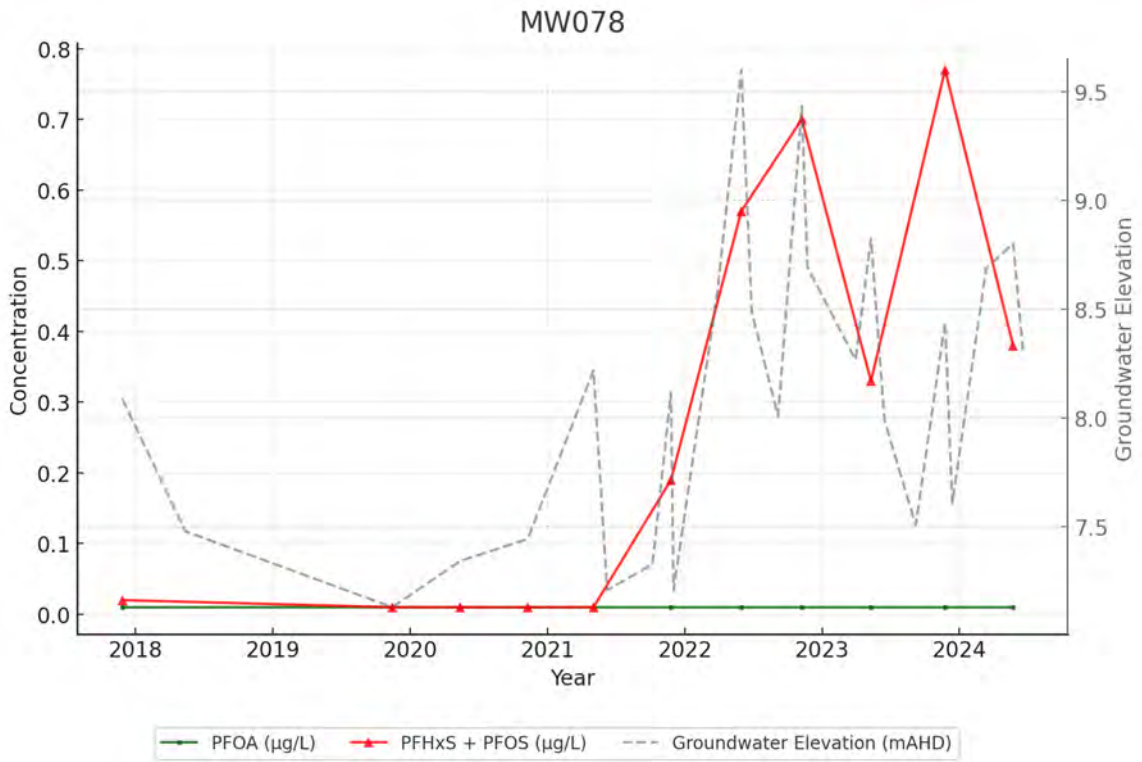
MW078
Concentration
Groundwater Elevation
Year
0.8
0.7
0.6
0.5
0.4
0.3
0.2
0.1
0.0
9.5
9.0
8.5
8.0
7.5
2018
2019
2020
2021
2022
2023
2024
PFOA (µg/L)
PFHxS + PFOS (µg/L)
Groundwater Elevation (mAHD)

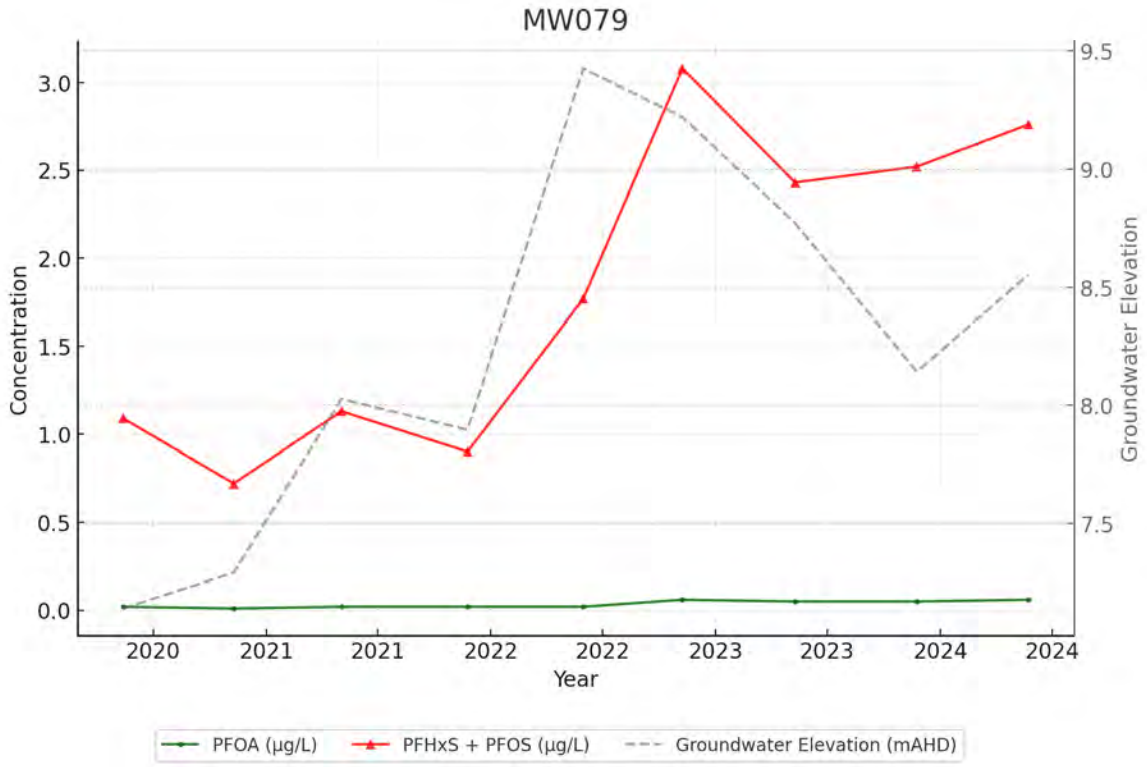
MW079
Concentration
Groundwater Elevation
Year
3.0
2.5
2.0
1.5
1.0
0.5
0.0
9.5
9.0
8.5
8.0
7.5
2020
2021
2021
2022
2022
2023
2023
2024
2024
PFOA (µg/L)
PFHxS + PFOS (µg/L)
Groundwater Elevation (mAHD)

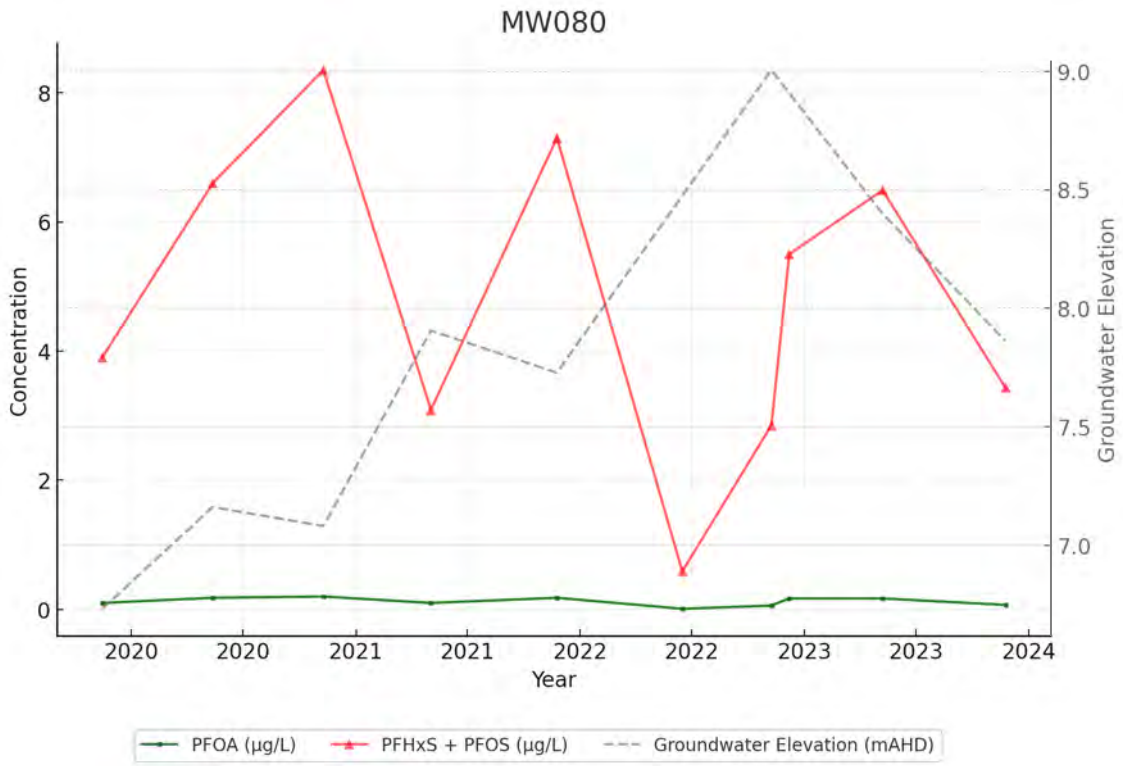
MW080
Concentration
Groundwater Elevation
Year
8
6
4
2
0
9.0
8.5
8.0
7.5
7.0
2020
2020
2021
2021
2022
2022
2023
2023
2024
PFOA (µg/L)
PFHxS + PFOS (µg/L)
Groundwater Elevation (mAHD)

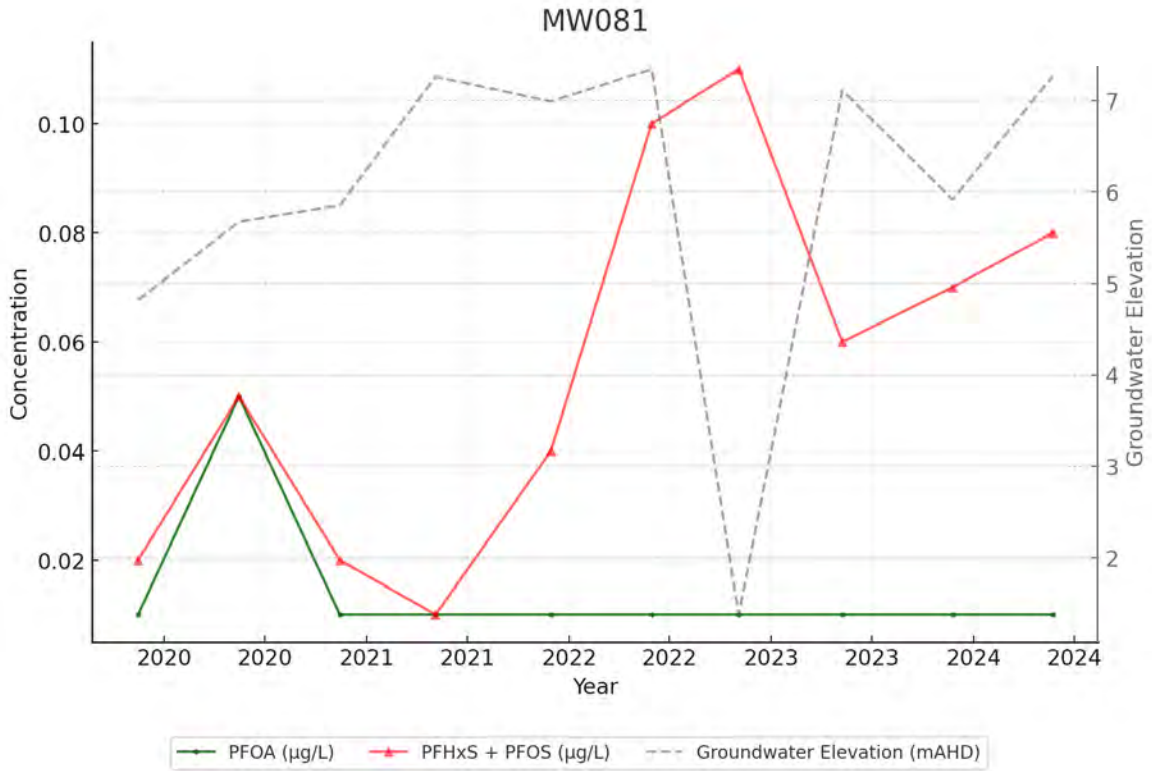
MW081
Concentration
Groundwater Elevation
Year
0.10
0.08
0.06
0.04
0.02
7
6
5
4
3
2
2020
2020
2021
2021
2022
2022
2023
2023
2024
2024
PFOA (µg/L)
PFHxS + PFOS (µg/L)
Groundwater Elevation (mAHD)

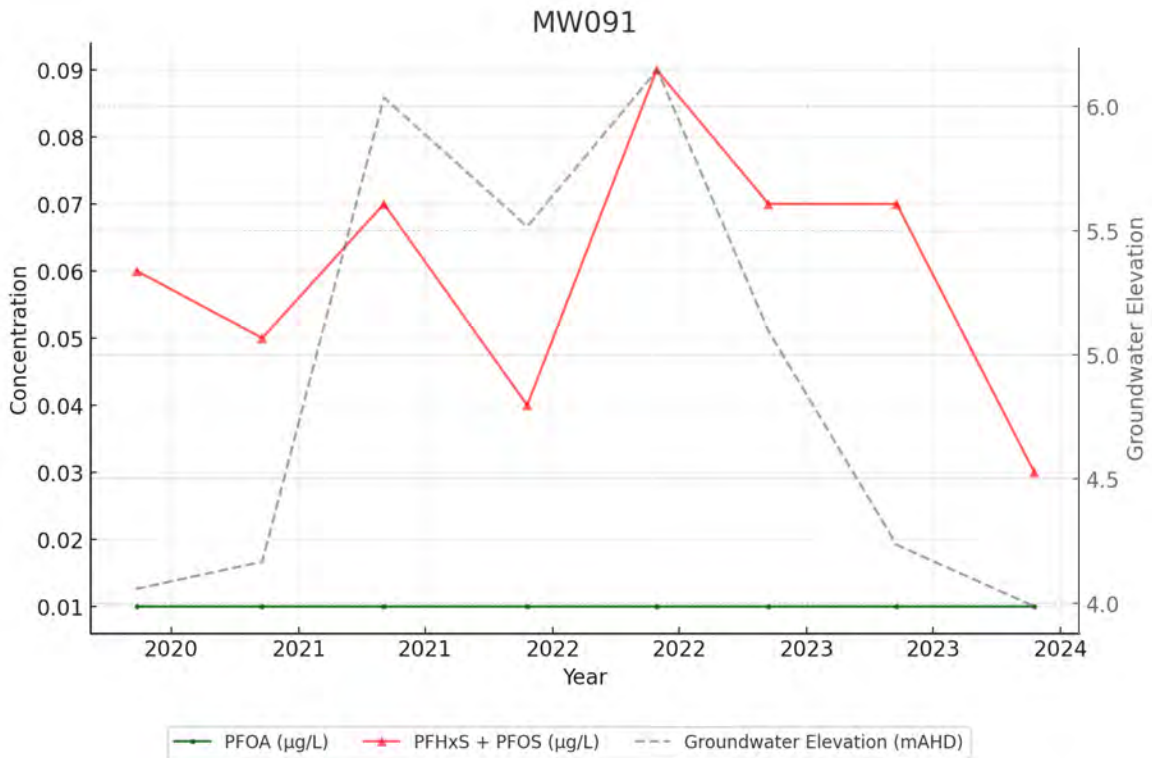
MW091
Concentration
Groundwater Elevation
Year
0.09
0.08
0.07
0.06
0.05
0.04
0.03
0.02
0.01
6.0
5.5
5.0
4.5
4.0
2020
2021
2021
2022
2022
2023
2023
2024
PFOA (µg/L)
PFHxS + PFOS (µg/L)
Groundwater Elevation (mAHD)

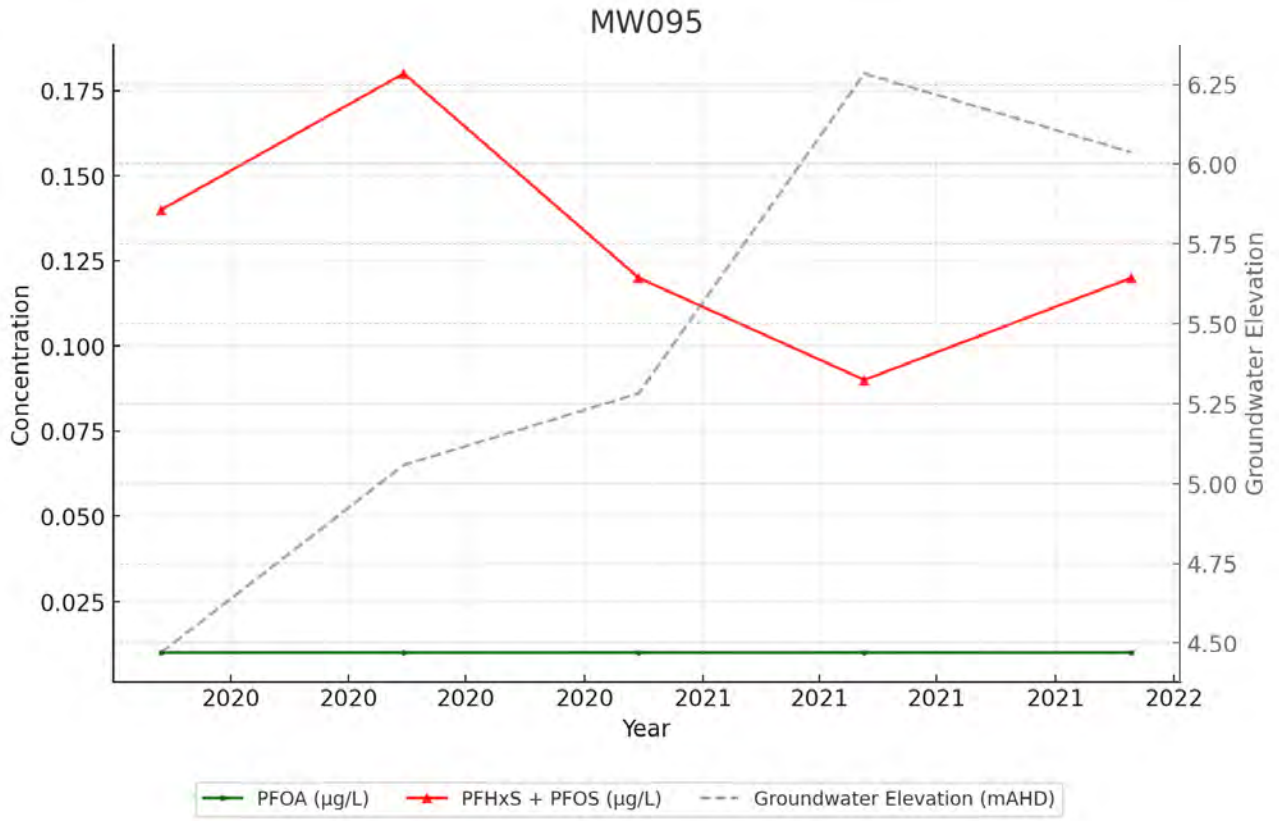
MW095
Concentration
Groundwater Elevation
Year
0.175
0.150
0.125
0.100
0.075
0.050
0.025
6.25
6.00
5.75
5.50
5.25
5.00
4.75
4.50
2020
2020
2020
2020
2021
2021
2021
2021
2022
PFOA (µg/L)
PFHxS + PFOS (µg/L)
Groundwater Elevation (mAHD)

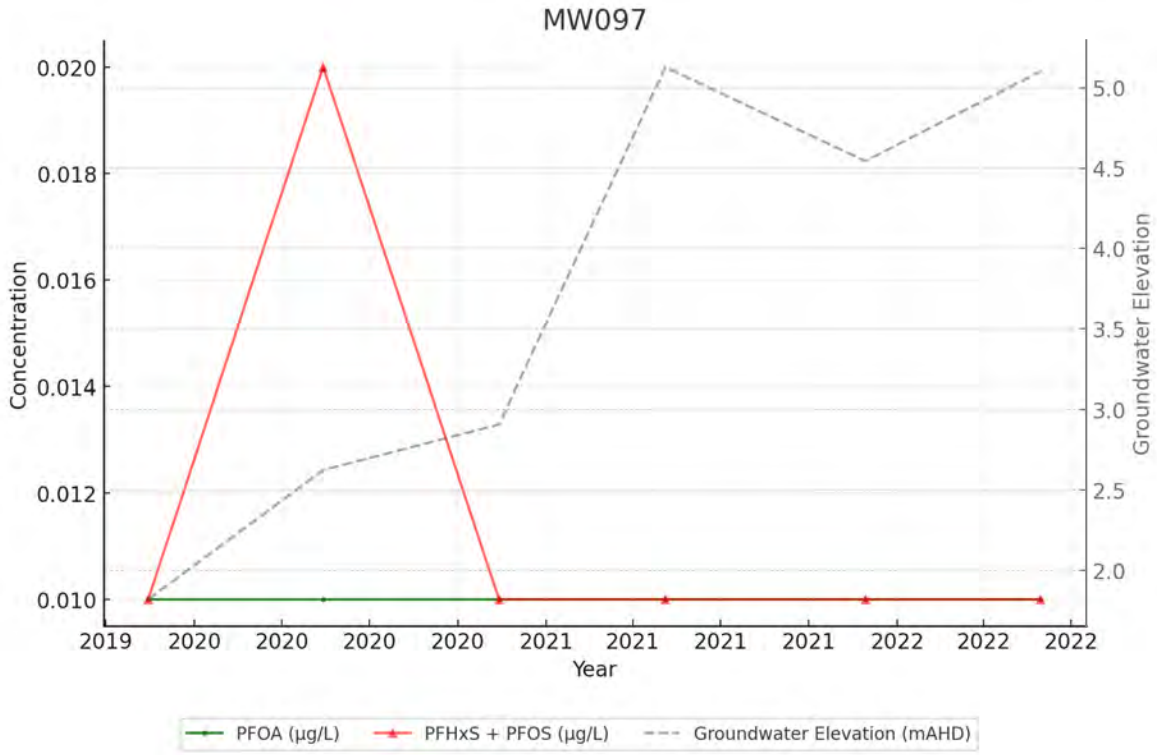
MW097
Concentration
Groundwater Elevation
Year
0.020
0.018
0.016
0.014
0.012
0.010
5.0
4.5
4.0
3.5
3.0
2.5
2.0
2019
2020
2020
2020
2020
2021
2021
2021
2021
2022
2022
2022
PFOA (µg/L)
PFHxS + PFOS (µg/L)
Groundwater Elevation (mAHD)

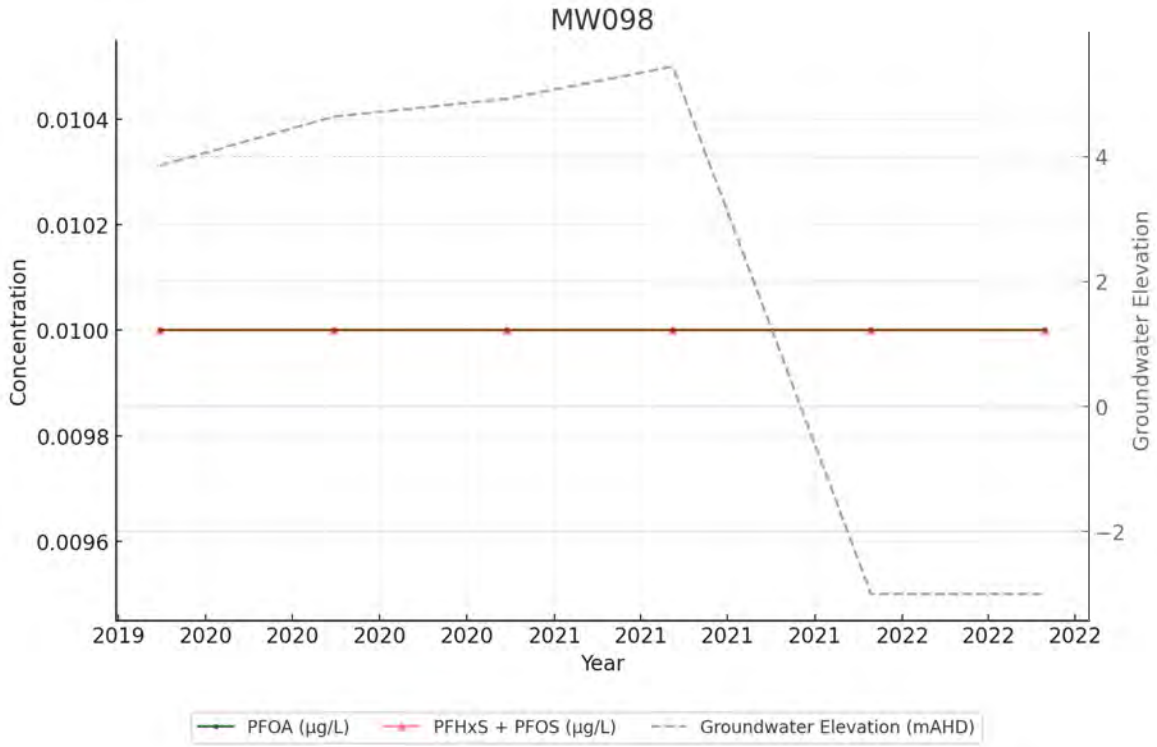
MW098
Concentration
0.0104
0.0102
0.0100
0.0098
0.0096
Groundwater Elevation
4
2
0
−2
2019
2020
2020
2020
2020
2021
2021
2021
2021
2022
2022
2022
Year
PFOA (µg/L)
PFHxS + PFOS (µg/L)
Groundwater Elevation (mAHD)

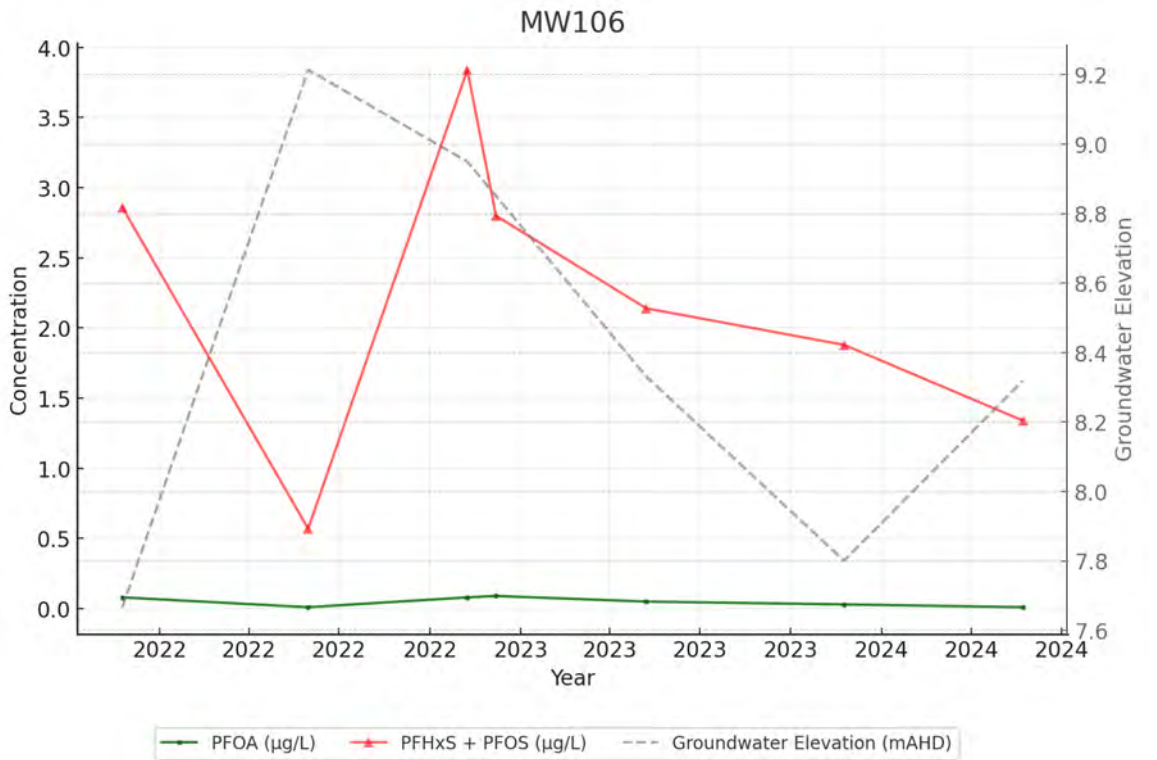
MW106
Concentration
4.0
3.5
3.0
2.5
2.0
1.5
1.0
0.5
0.0
Groundwater Elevation
9.2
9.0
8.8
8.6
8.4
8.2
8.0
7.8
7.6
2022
2022
2022
2022
2023
2023
2023
2023
2024
2024
2024
Year
PFOA (µg/L)
PFHxS + PFOS (µg/L)
Groundwater Elevation (mAHD)

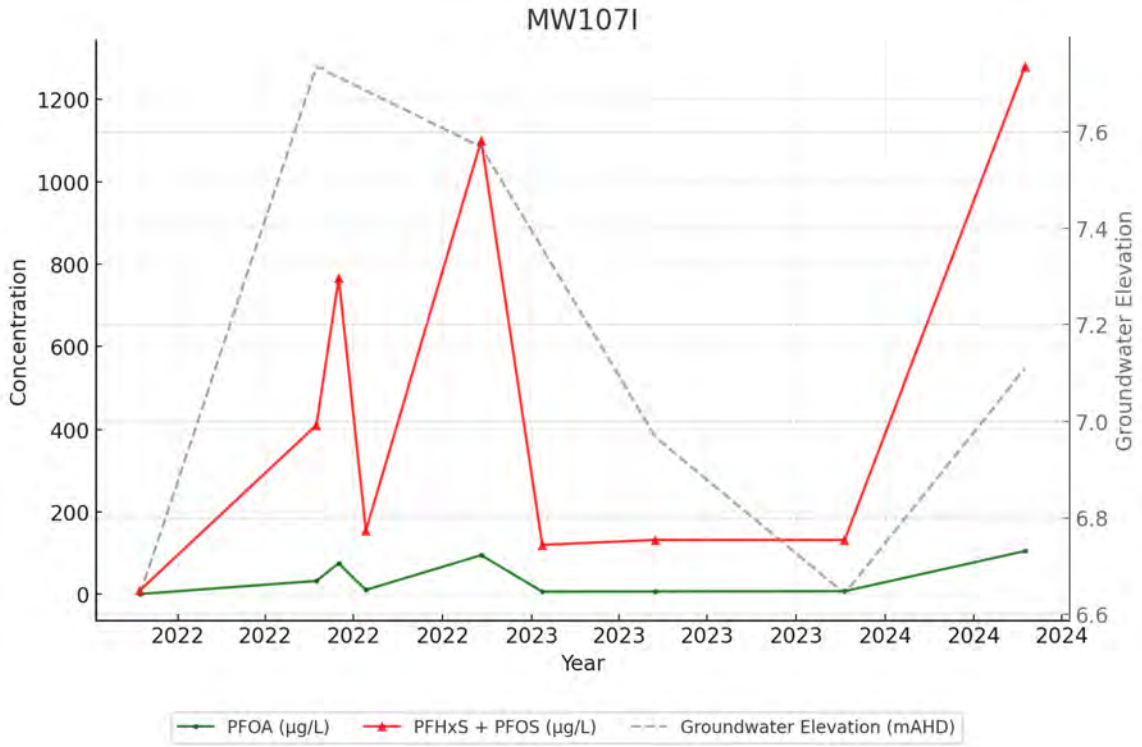
MW107I
Concentration
Groundwater Elevation
Year
PFOA (µg/L)
PFHxS + PFOS (µg/L)
Groundwater Elevation (mAHD)

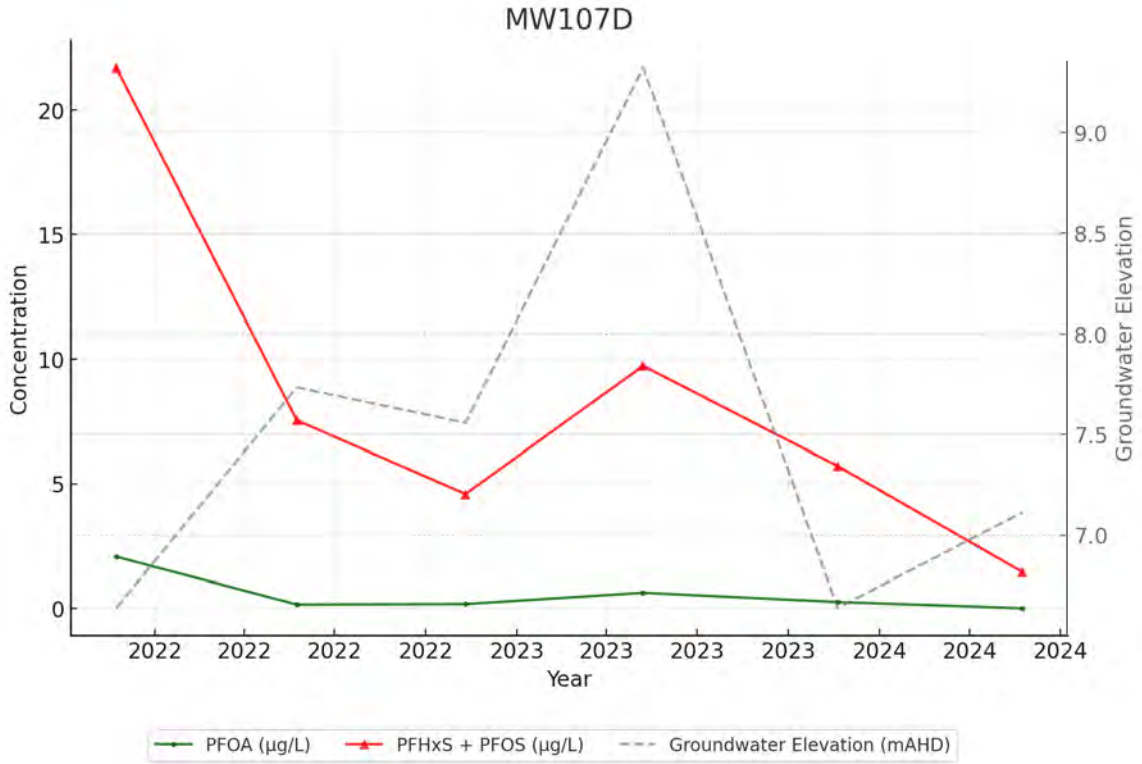
MW107D
Concentration
Groundwater Elevation
Year
PFOA (µg/L)
PFHxS + PFOS (µg/L)
Groundwater Elevation (mAHD)

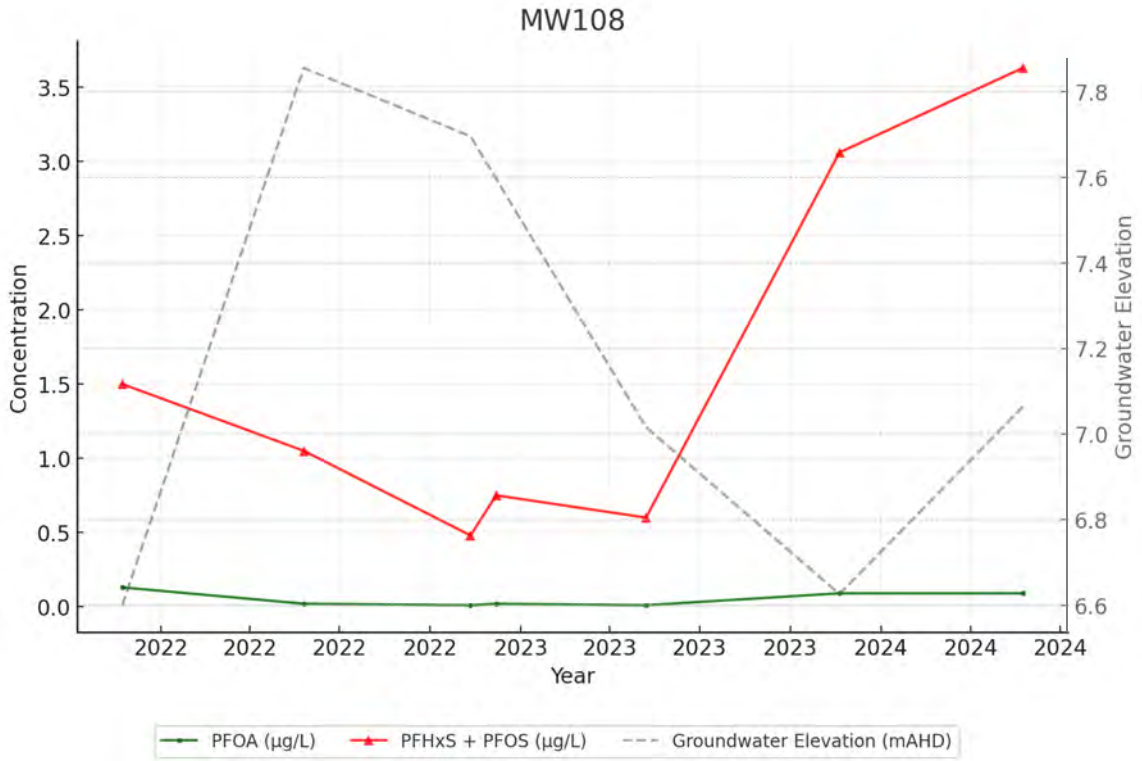
MW108
Concentration
Groundwater Elevation
Year
3.5
3.0
2.5
2.0
1.5
1.0
0.5
0.0
7.8
7.6
7.4
7.2
7.0
6.8
6.6
2022
2022
2022
2022
2023
2023
2023
2023
2024
2024
2024
PFOA (µg/L)
PFHxS + PFOS (µg/L)
Groundwater Elevation (mAHD)

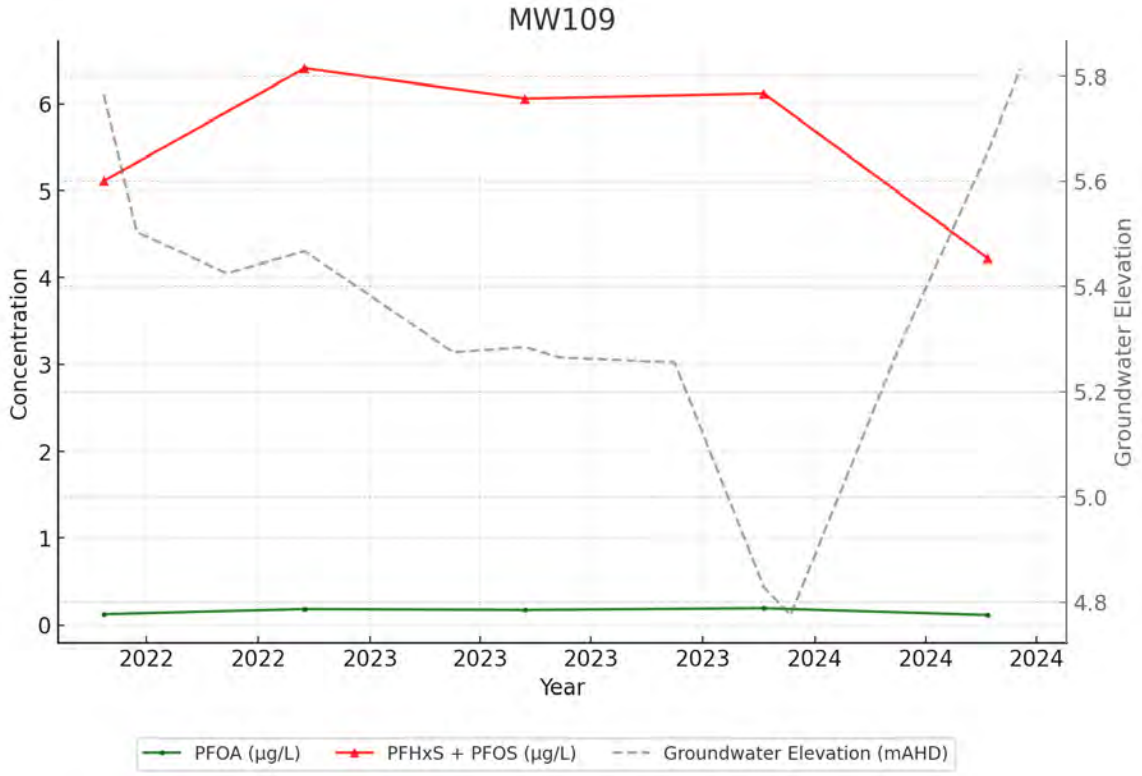
MW109
Concentration
Groundwater Elevation
Year
6
5
4
3
2
1
0
5.8
5.6
5.4
5.2
5.0
4.8
2022
2022
2023
2023
2023
2023
2024
2024
2024
PFOA (µg/L)
PFHxS + PFOS (µg/L)
Groundwater Elevation (mAHD)

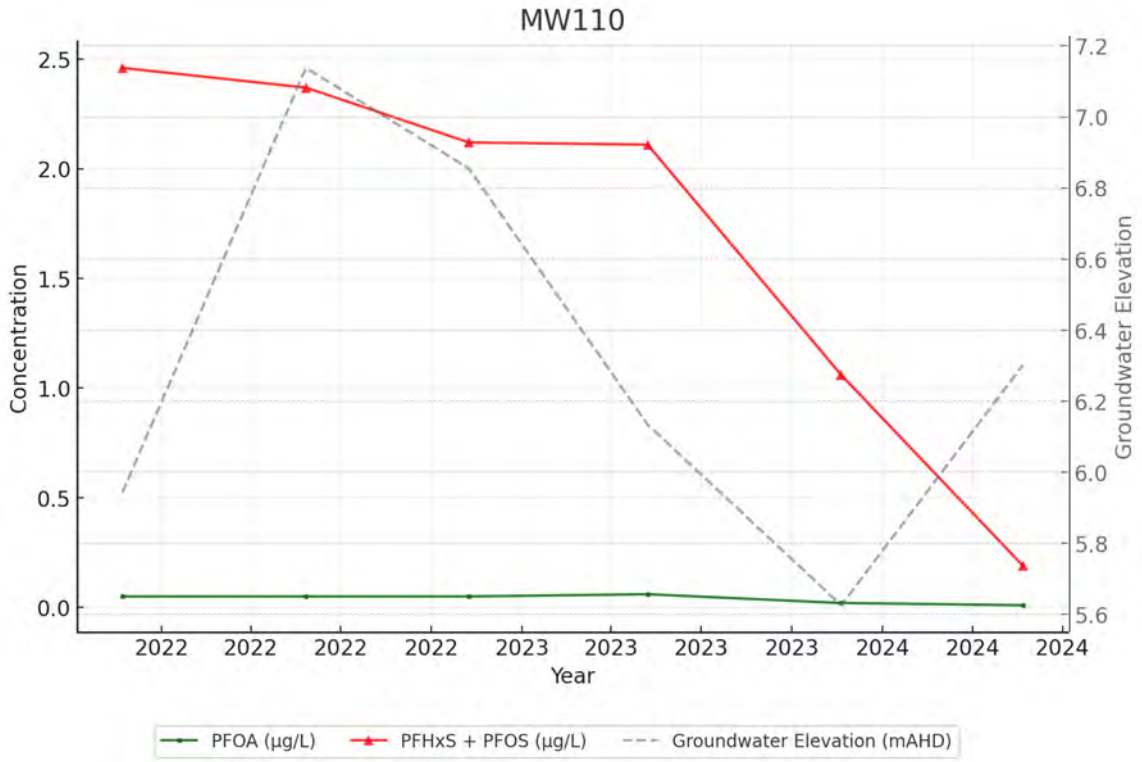
MW110
Concentration
Groundwater Elevation
Year
2.5
2.0
1.5
1.0
0.5
0.0
7.2
7.0
6.8
6.6
6.4
6.2
6.0
5.8
5.6
2022
2022
2022
2022
2023
2023
2023
2023
2024
2024
2024
PFOA (µg/L)
PFHxS + PFOS (µg/L)
Groundwater Elevation (mAHD)

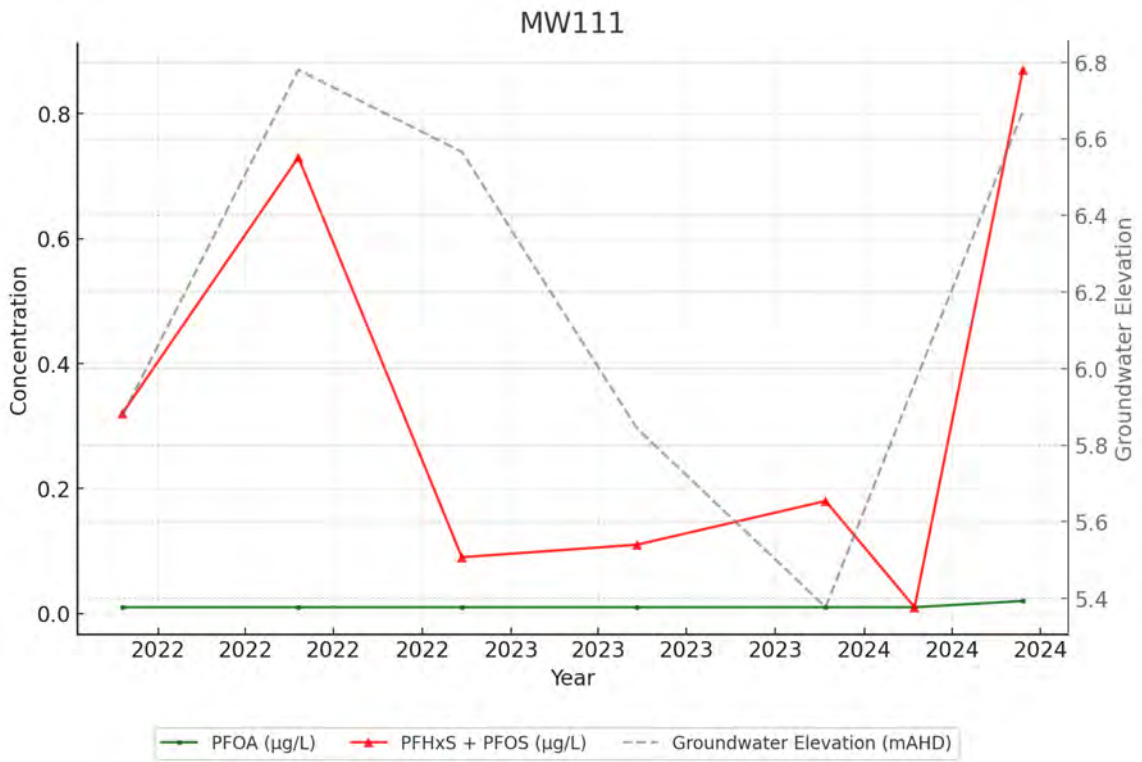
MW111
Concentration
Groundwater Elevation
Year
0.8
0.6
0.4
0.2
0.0
6.8
6.6
6.4
6.2
6.0
5.8
5.6
5.4
2022
2022
2022
2022
2023
2023
2023
2023
2024
2024
2024
PFOA (µg/L)
PFHxS + PFOS (µg/L)
Groundwater Elevation (mAHD)

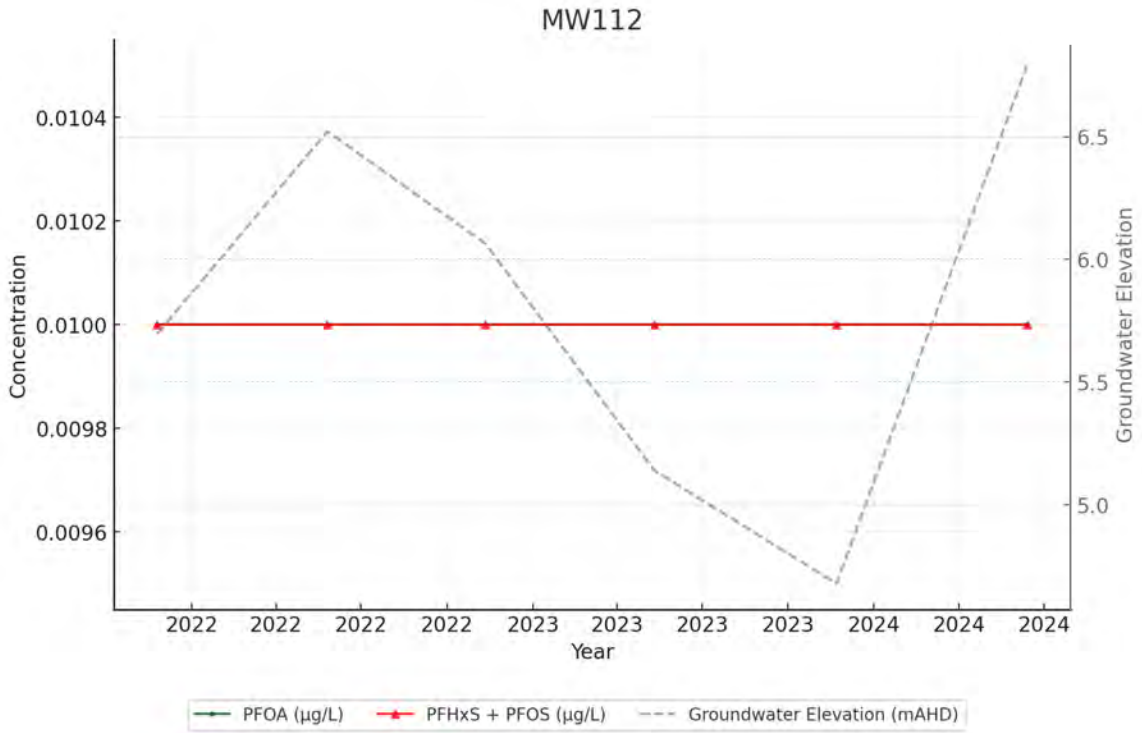
MW112
Concentration
0.0104
0.0102
0.0100
0.0098
0.0096
Groundwater Elevation
6.5
6.0
5.5
5.0
2022
2022
2022
2022
2023
2023
2023
2023
2024
2024
2024
Year
PFOA (µg/L)
PFHxS + PFOS (µg/L)
Groundwater Elevation (mAHD)

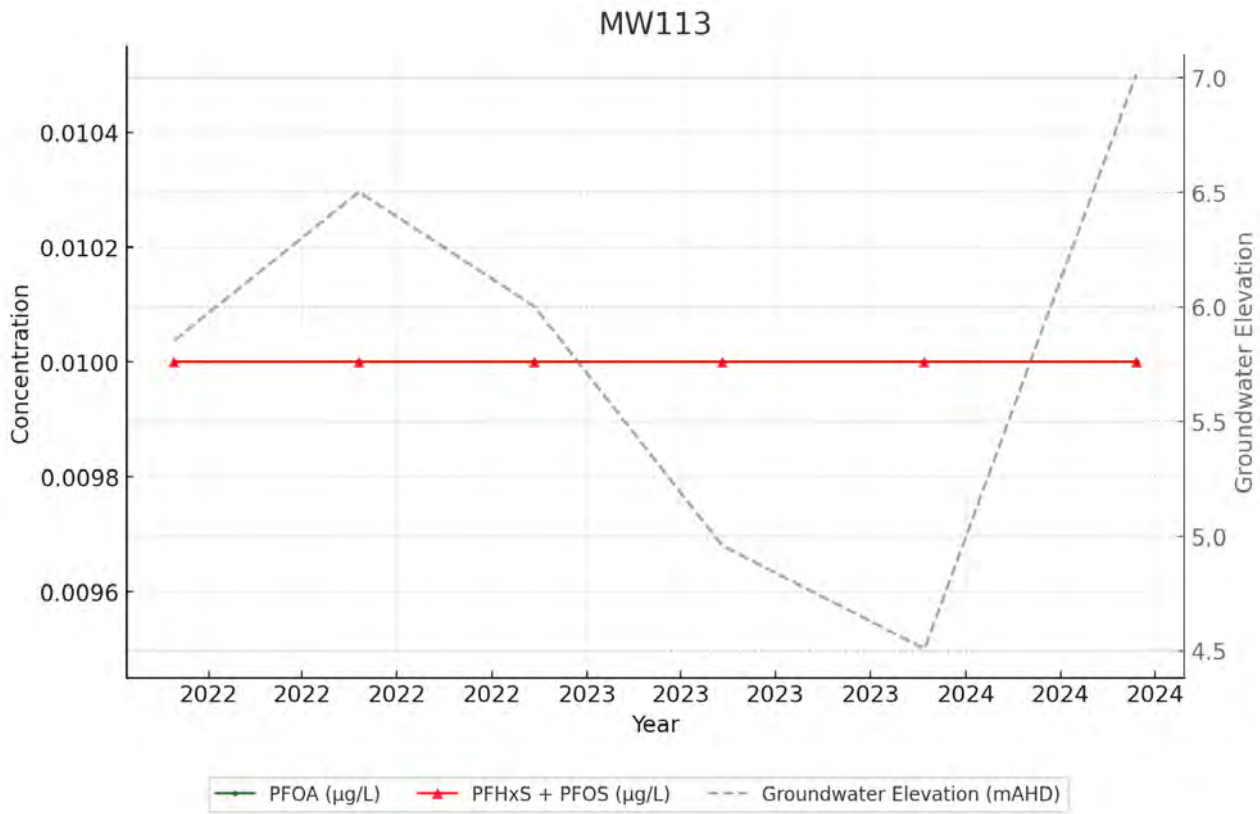
MW113
Concentration
0.0104
0.0102
0.0100
0.0098
0.0096
Groundwater Elevation
7.0
6.5
6.0
5.5
5.0
4.5
2022
2022
2022
2022
2023
2023
2023
2023
2024
2024
2024
Year
PFOA (µg/L)
PFHxS + PFOS (µg/L)
Groundwater Elevation (mAHD)

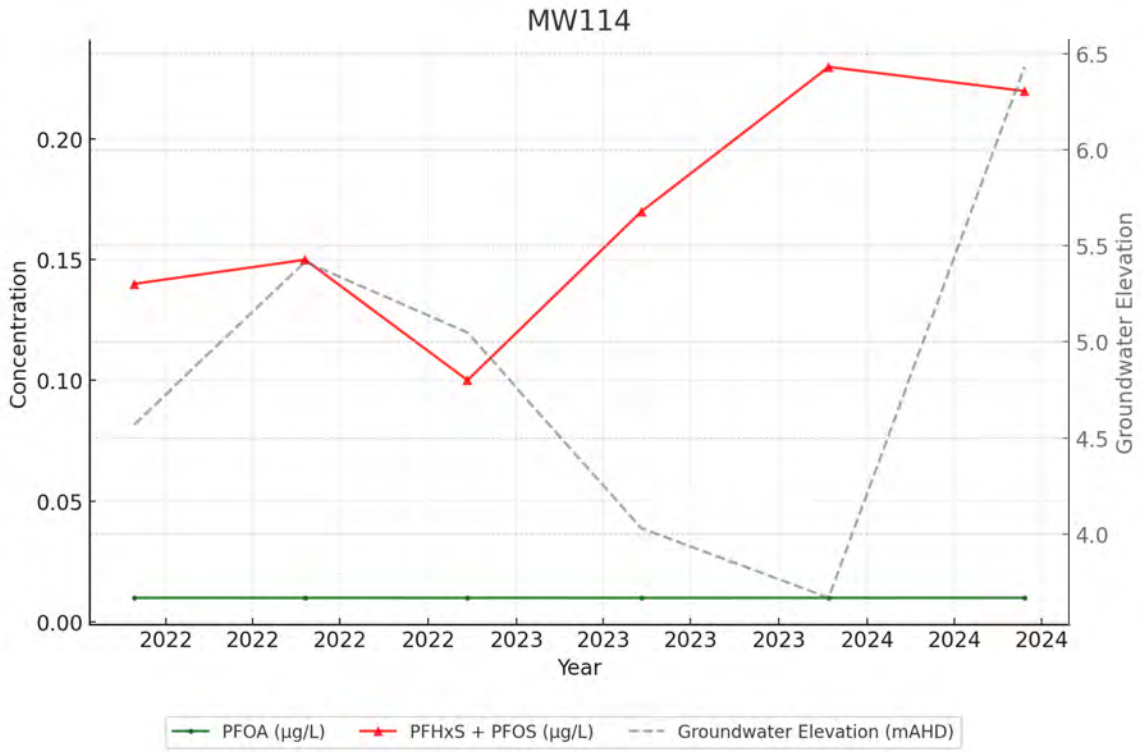
MW114
Concentration
Groundwater Elevation
Year
0.00
0.05
0.10
0.15
0.20
4.0
4.5
5.0
5.5
6.0
6.5
2022
2022
2022
2022
2023
2023
2023
2023
2024
2024
2024
PFOA (µg/L)
PFHxS + PFOS (µg/L)
Groundwater Elevation (mAHD)

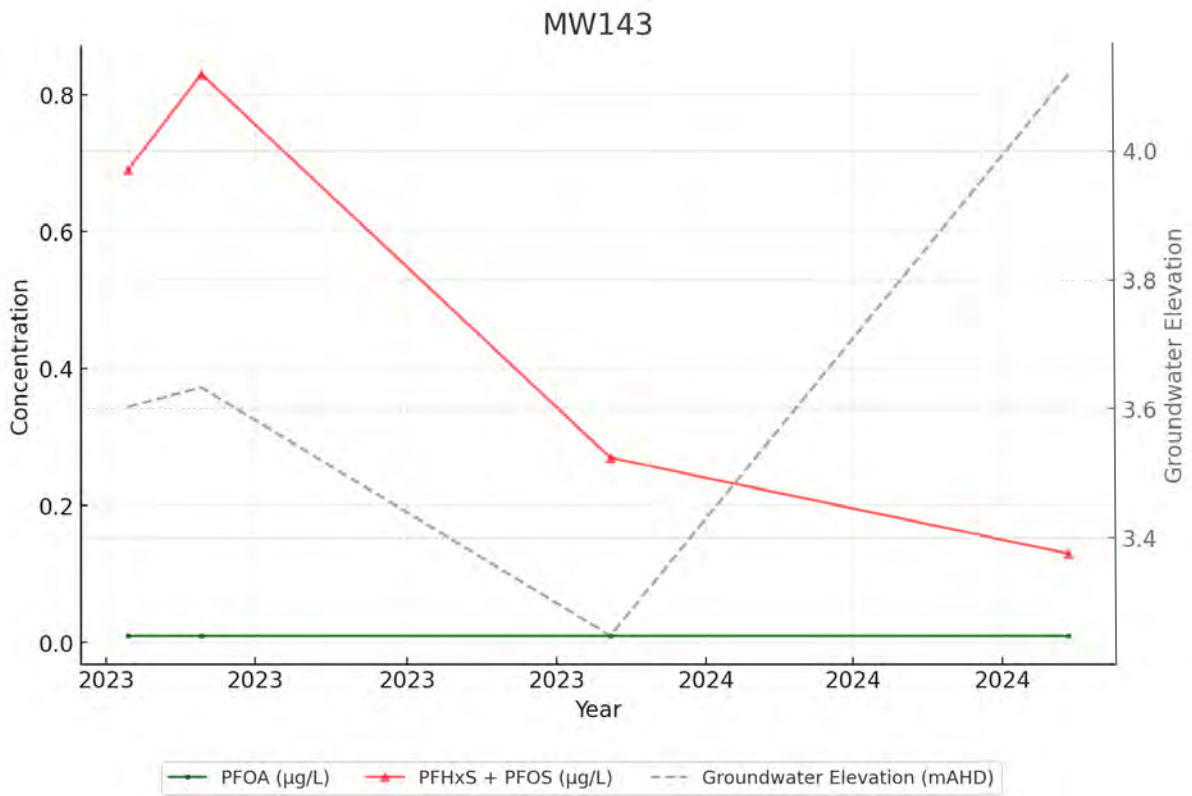
MW143
Concentration
Groundwater Elevation
Year
0.0
0.2
0.4
0.6
0.8
3.4
3.6
3.8
4.0
2023
2023
2023
2023
2024
2024
2024
PFOA (µg/L)
PFHxS + PFOS (µg/L)
Groundwater Elevation (mAHD)

E Surface Water and Sediment Graphs

Appendix E – Surface Water and Sediment Graphs

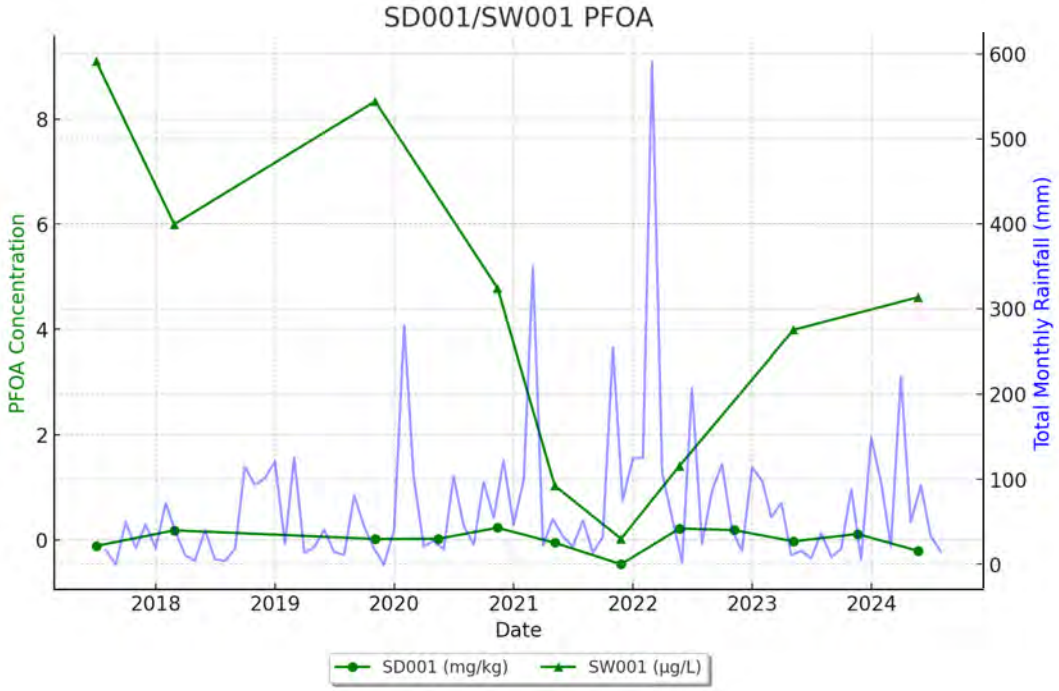

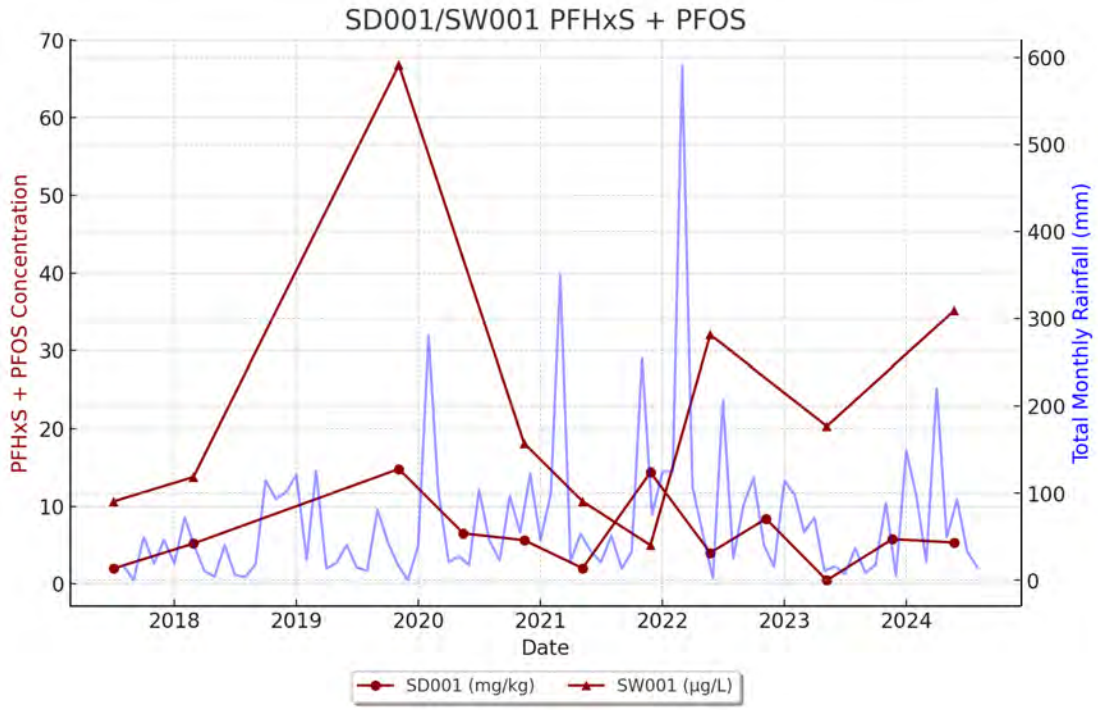

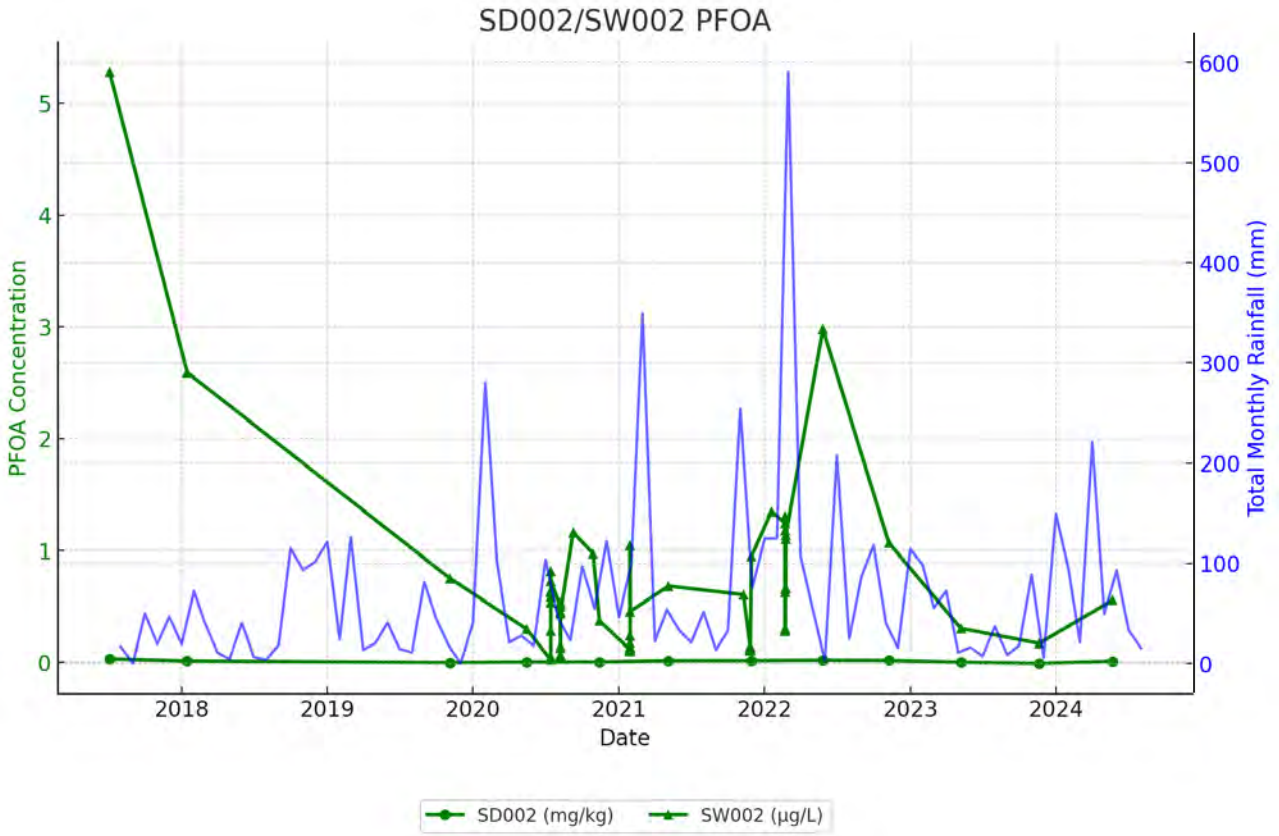
SD002/SW002 PFOA
PFOA Concentration
Total Monthly Rainfall (mm)
Date
0
1
2
3
4
5
0
100
200
300
400
500
600
2018
2019
2020
2021
2022
2023
2024
SD002 (mg/kg)
SW002 (µg/L)

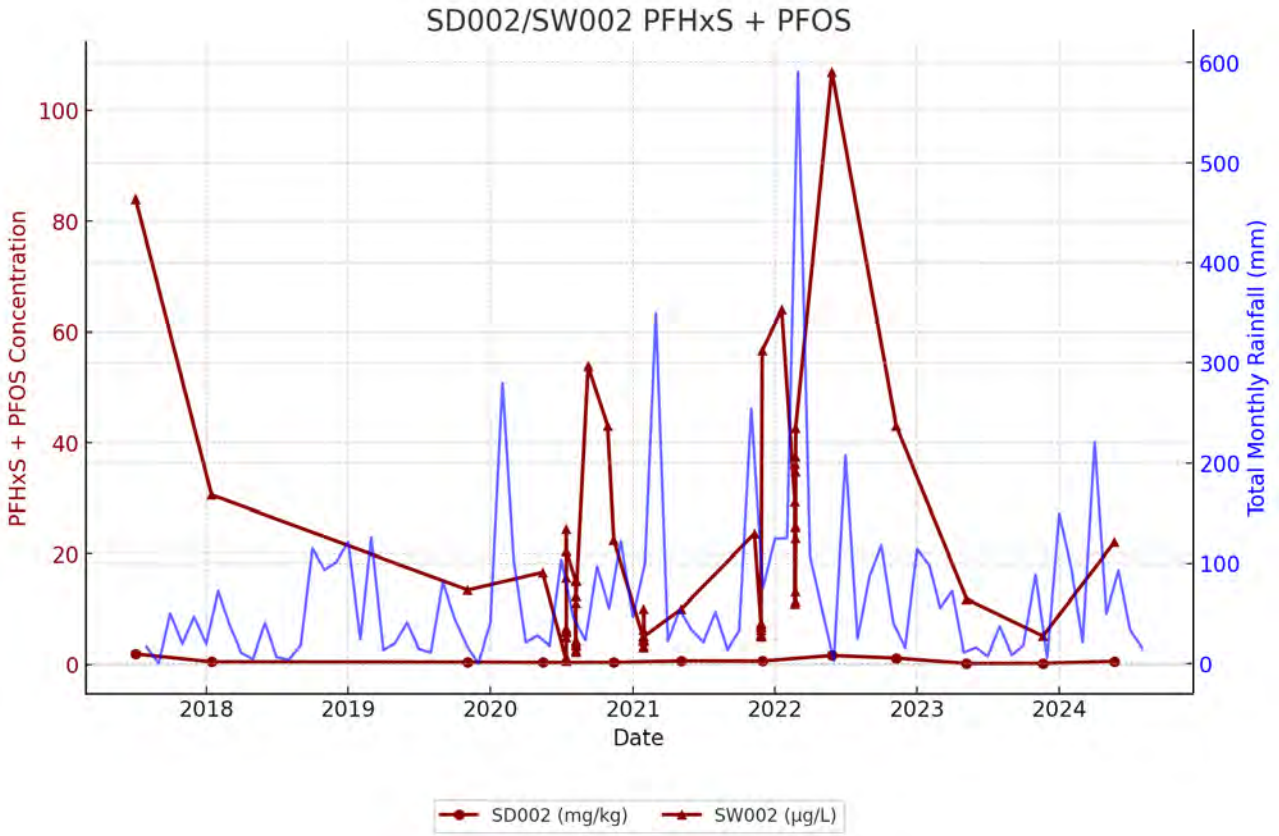
SD002/SW002 PFHxS + PFOS
PFHxS + PFOS Concentration
Total Monthly Rainfall (mm)
Date
0
20
40
60
80
100
0
100
200
300
400
500
600
2018
2019
2020
2021
2022
2023
2024
SD002 (mg/kg)
SW002 (µg/L)

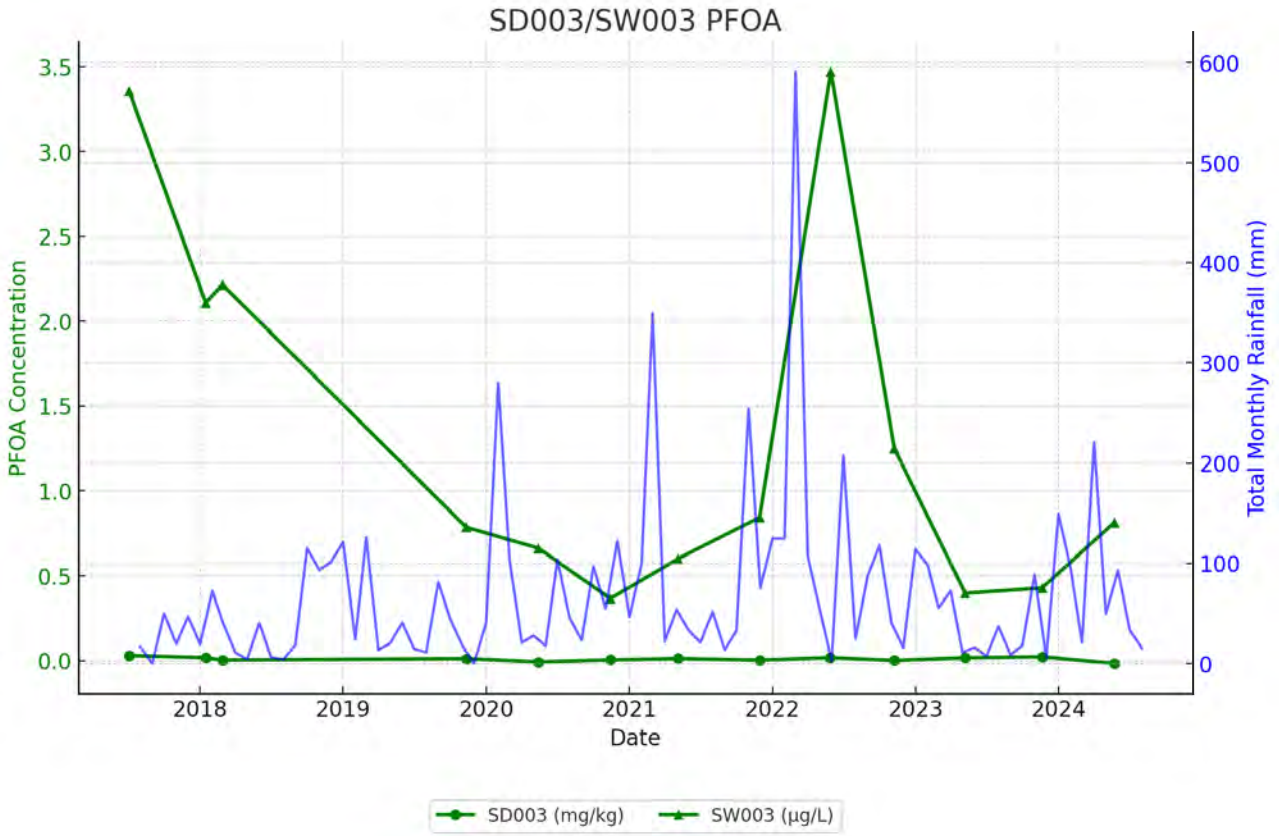
SD003/SW003 PFOA
PFOA Concentration
Total Monthly Rainfall (mm)
Date
SD003 (mg/kg)
SW003 (µg/L)

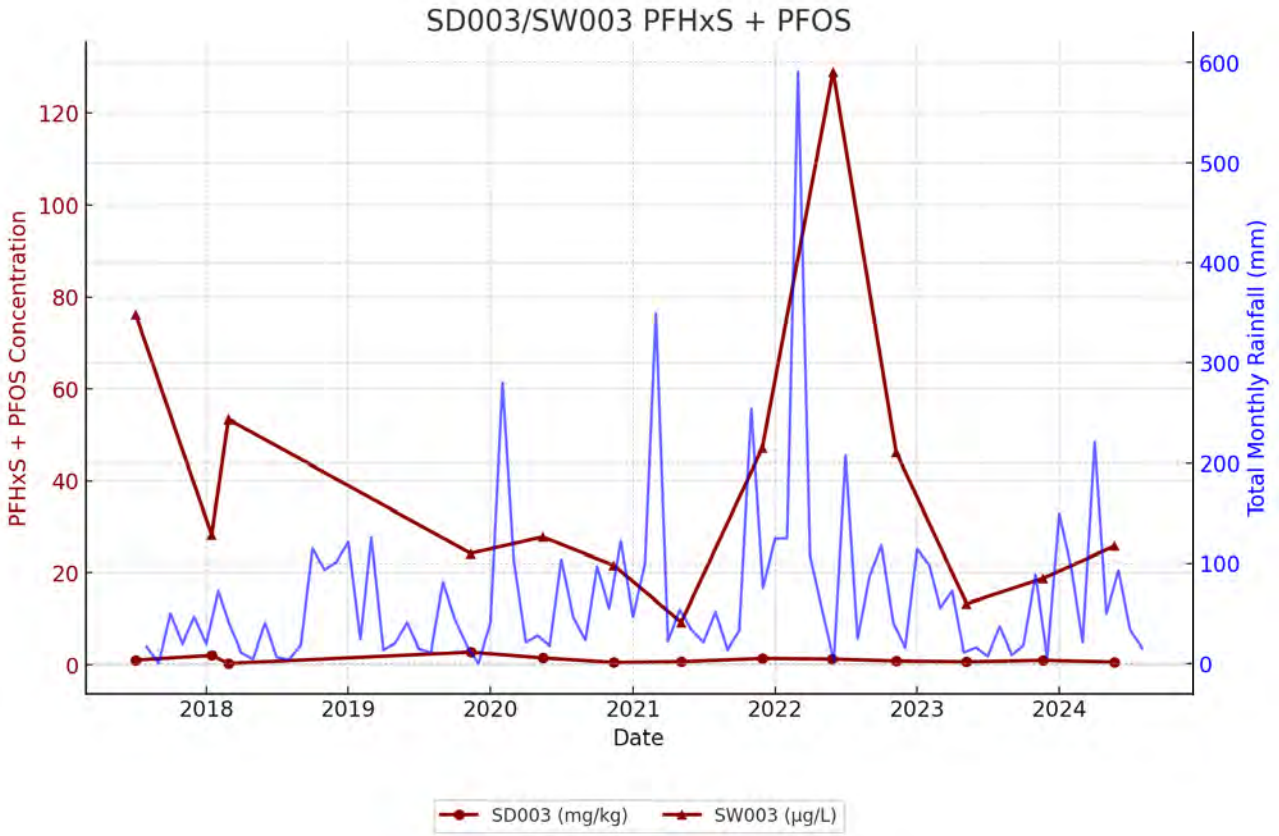
SD003/SW003 PFHxS + PFOS
PFHxS + PFOS Concentration
Total Monthly Rainfall (mm)
Date
SD003 (mg/kg)
SW003 (µg/L)

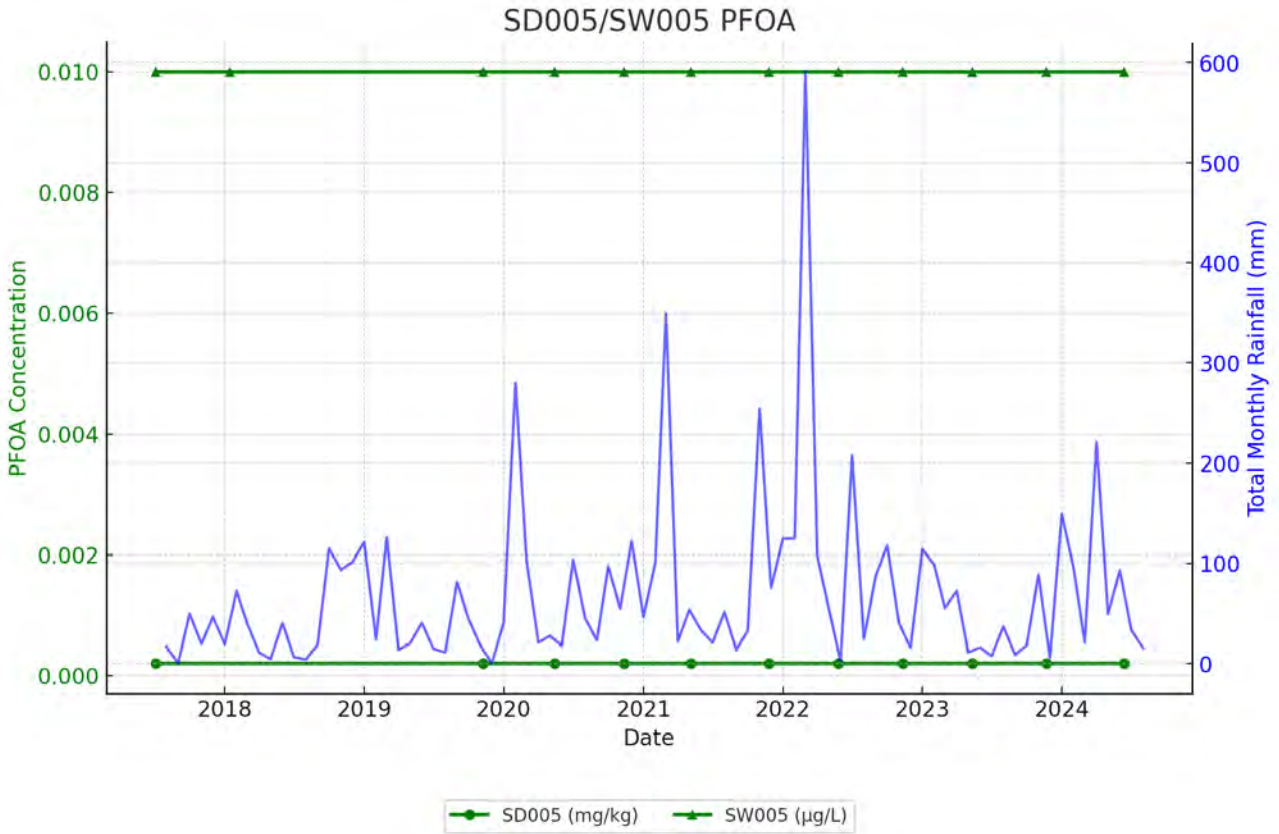
SD005/SW005 PFOA
PFOA Concentration
Total Monthly Rainfall (mm)
Date
0.010
0.008
0.006
0.004
0.002
0.000
600
500
400
300
200
100
0
2018
2019
2020
2021
2022
2023
2024
SD005 (mg/kg)
SW005 (µg/L)

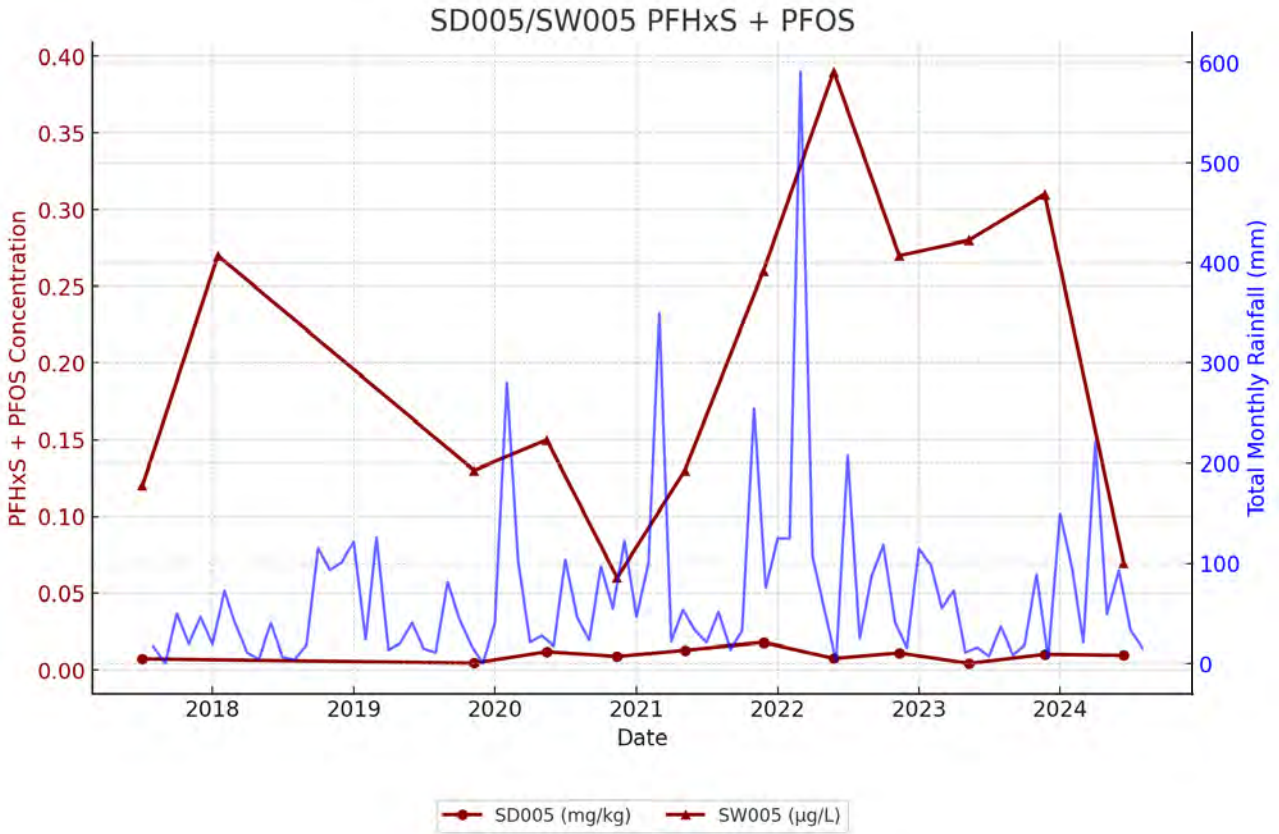
SD005/SW005 PFHxS + PFOS
PFHxS + PFOS Concentration
Total Monthly Rainfall (mm)
Date
0.40
0.35
0.30
0.25
0.20
0.15
0.10
0.05
0.00
600
500
400
300
200
100
0
2018
2019
2020
2021
2022
2023
2024
SD005 (mg/kg)
SW005 (µg/L)

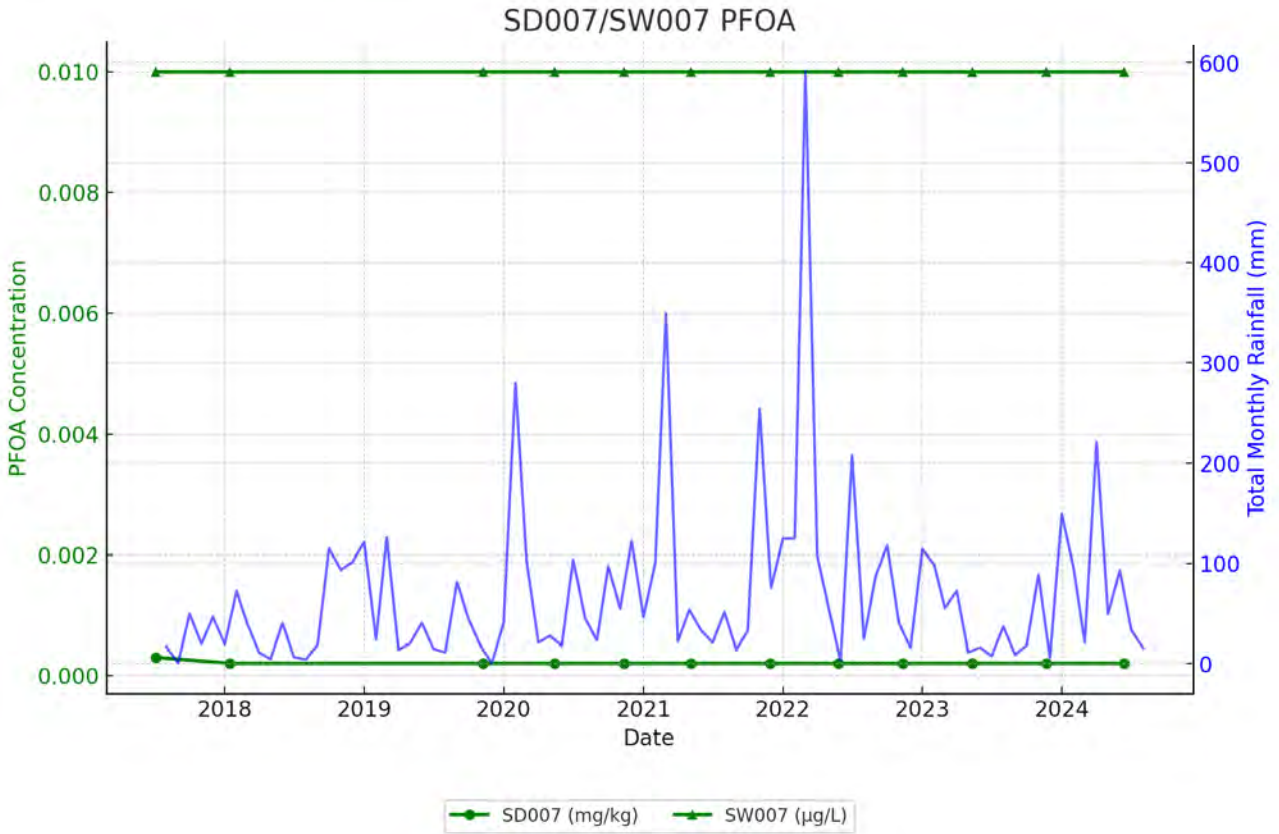
SD007/SW007 PFOA
PFOA Concentration
Total Monthly Rainfall (mm)
Date
0.010
0.008
0.006
0.004
0.002
0.000
600
500
400
300
200
100
0
2018
2019
2020
2021
2022
2023
2024
SD007 (mg/kg)
SW007 (µg/L)

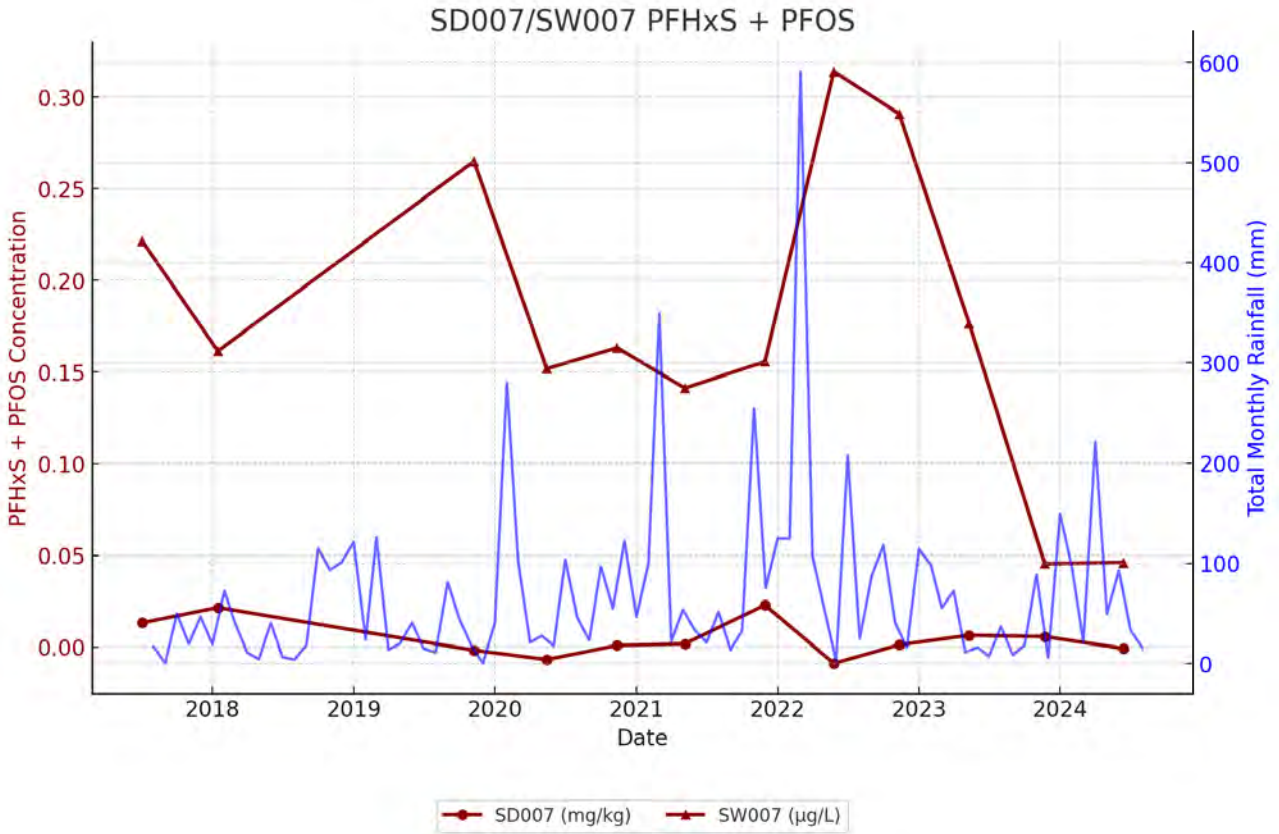
SD007/SW007 PFHxS + PFOS
PFHxS + PFOS Concentration
Total Monthly Rainfall (mm)
Date
0.30
0.25
0.20
0.15
0.10
0.05
0.00
600
500
400
300
200
100
0
2018
2019
2020
2021
2022
2023
2024
SD007 (mg/kg)
SW007 (µg/L)

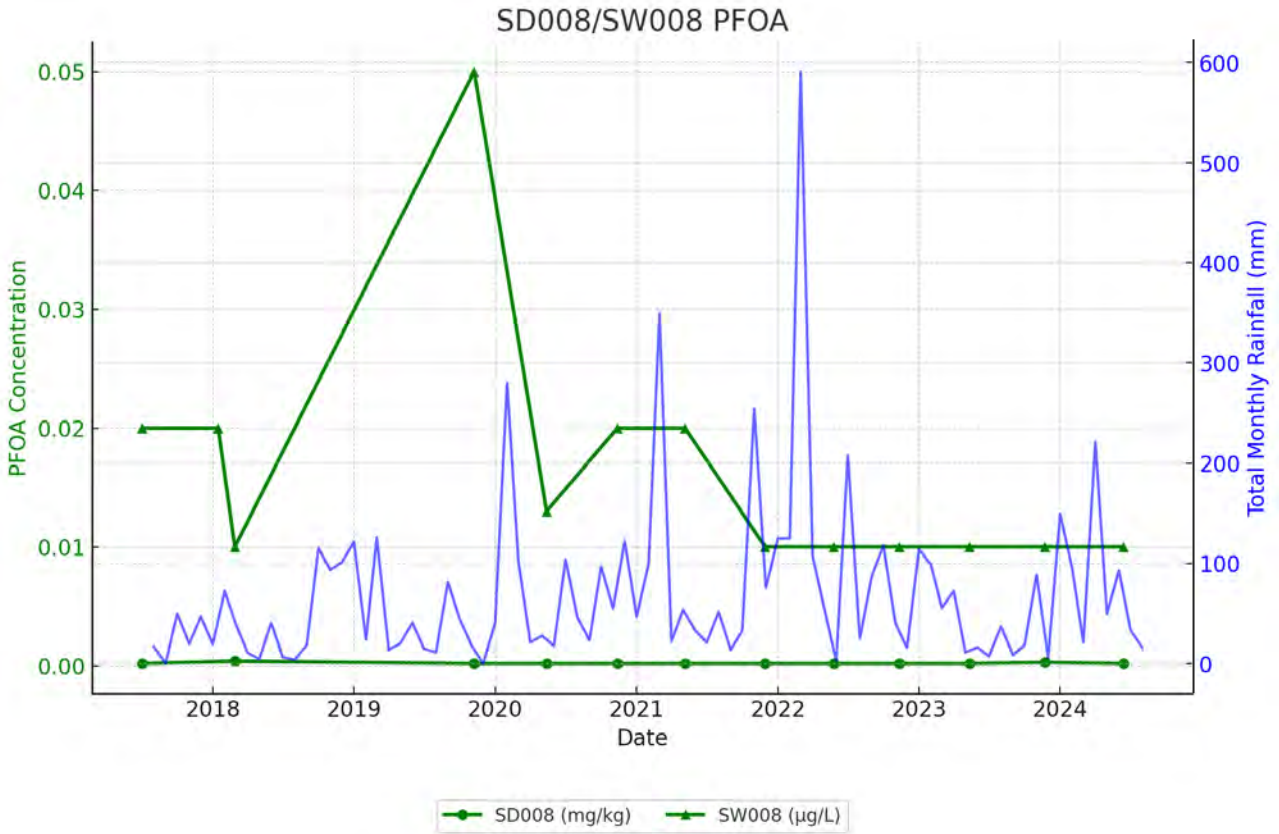
SD008/SW008 PFOA
PFOA Concentration
Total Monthly Rainfall (mm)
Date
0.05
0.04
0.03
0.02
0.01
0.00
600
500
400
300
200
100
0
2018
2019
2020
2021
2022
2023
2024
SD008 (mg/kg)
SW008 (µg/L)

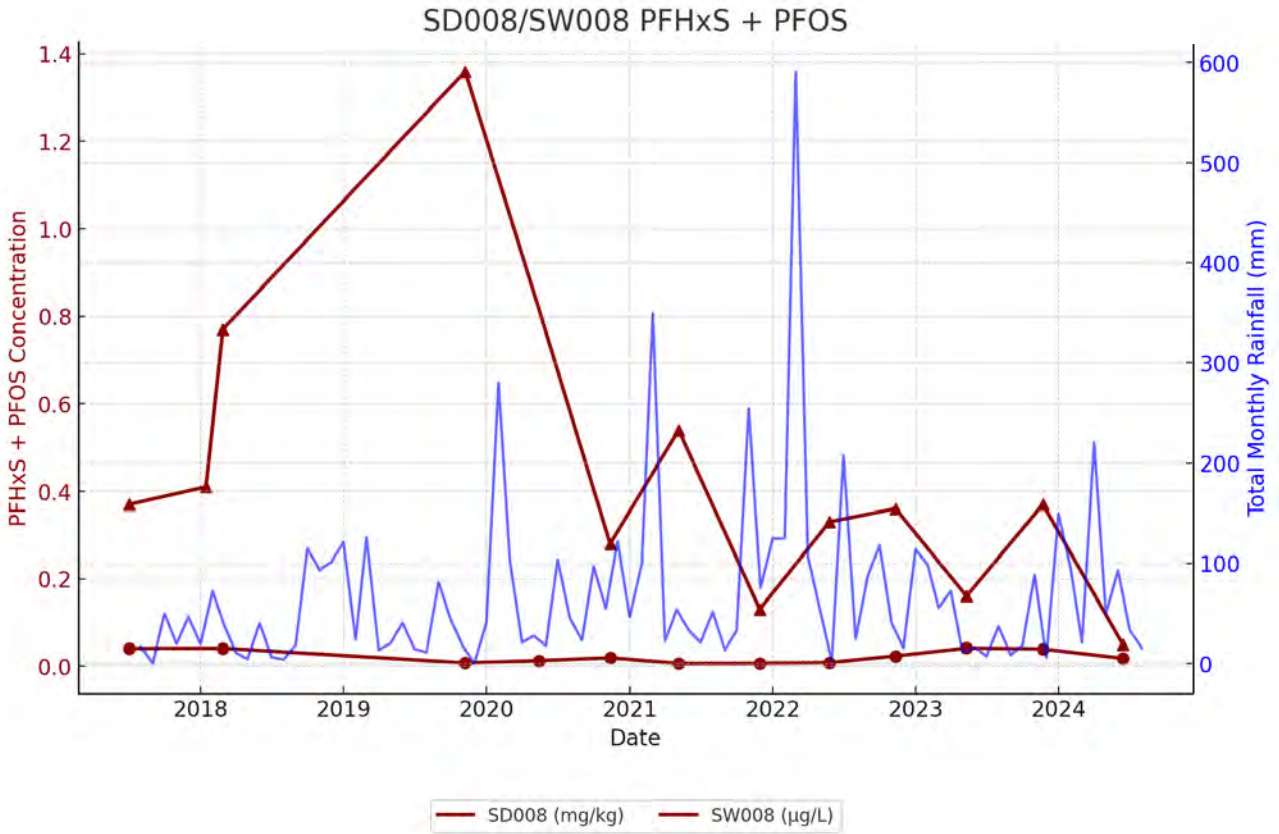
SD008/SW008 PFHxS + PFOS
PFHxS + PFOS Concentration
Total Monthly Rainfall (mm)
Date
1.4
1.2
1.0
0.8
0.6
0.4
0.2
0.0
600
500
400
300
200
100
0
2018
2019
2020
2021
2022
2023
2024
SD008 (mg/kg)
SW008 (µg/L)

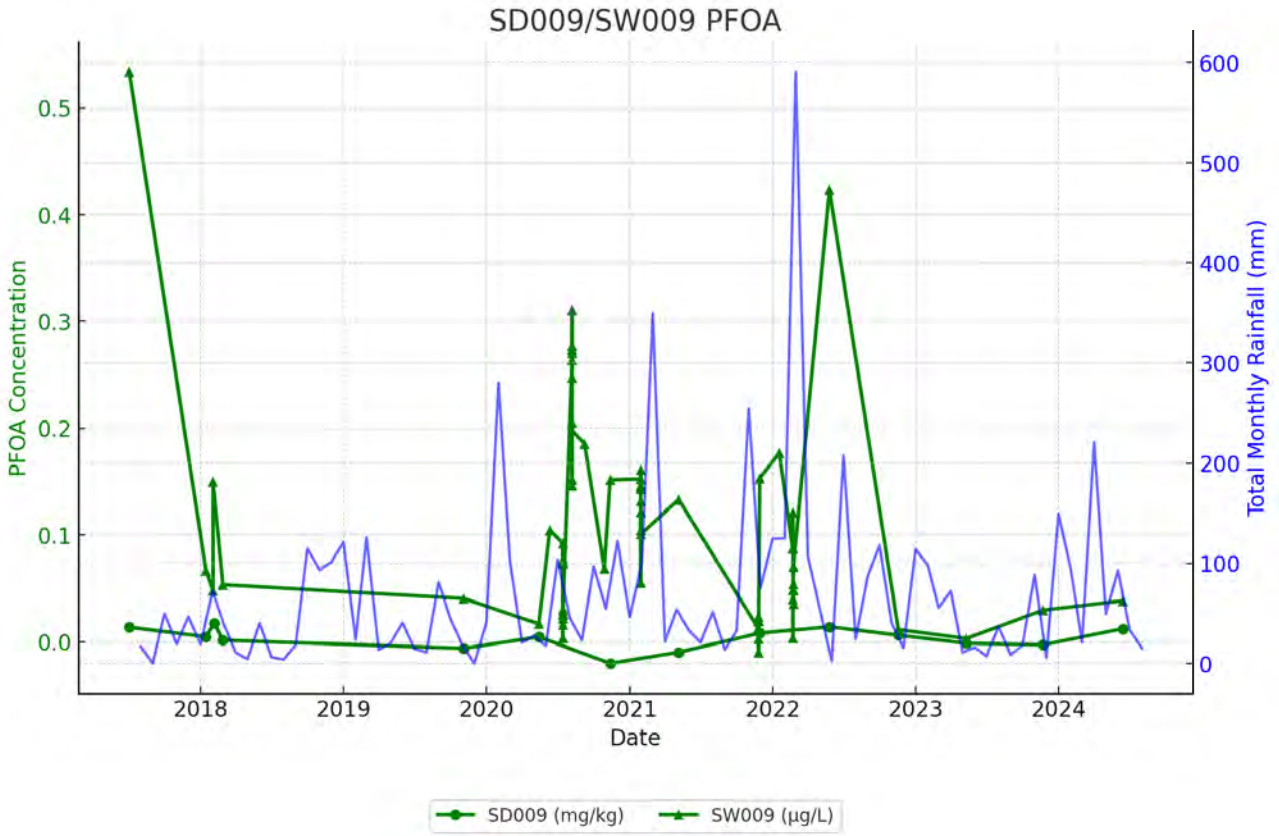
SD009/SW009 PFOA
PFOA Concentration
Total Monthly Rainfall (mm)
Date
SD009 (mg/kg)
SW009 (µg/L)

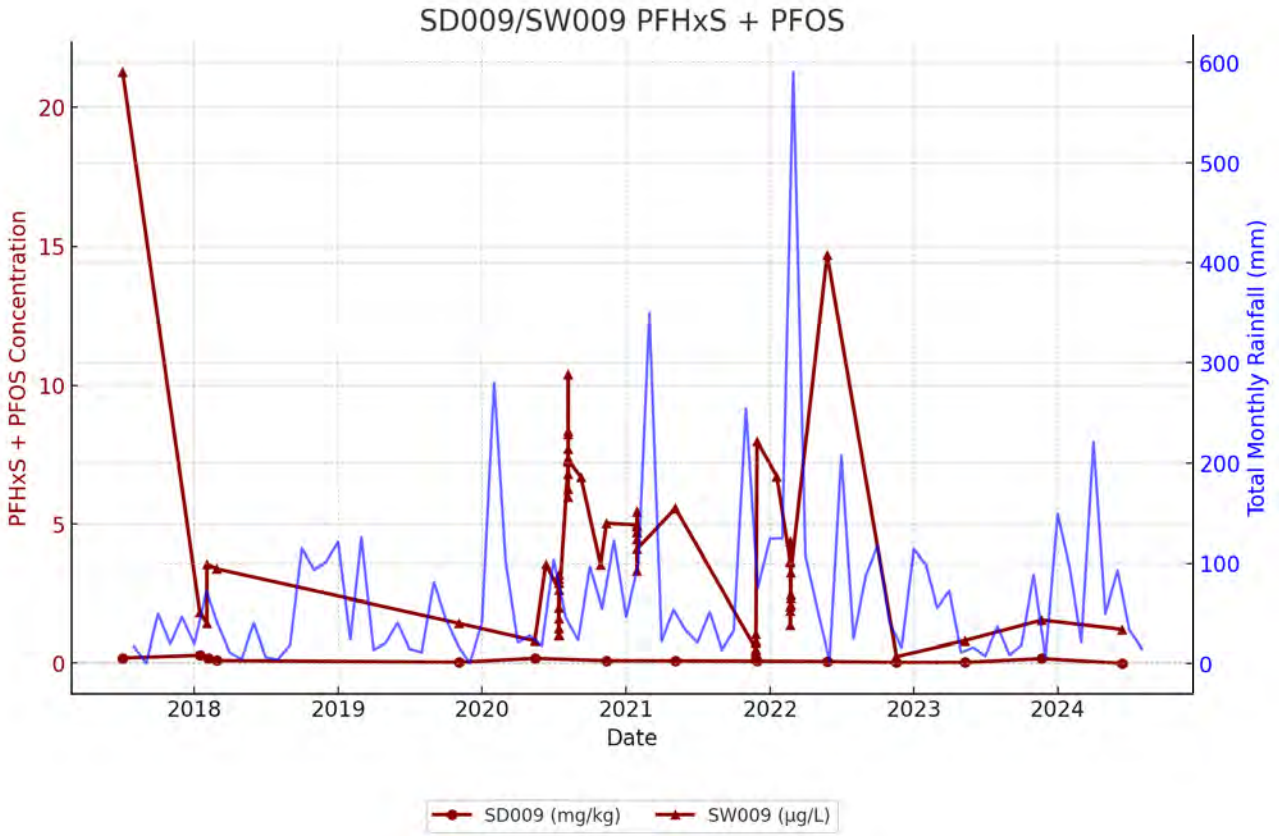
SD009/SW009 PFHxS + PFOS
PFHxS + PFOS Concentration
Total Monthly Rainfall (mm)
Date
SD009 (mg/kg)
SW009 (µg/L)

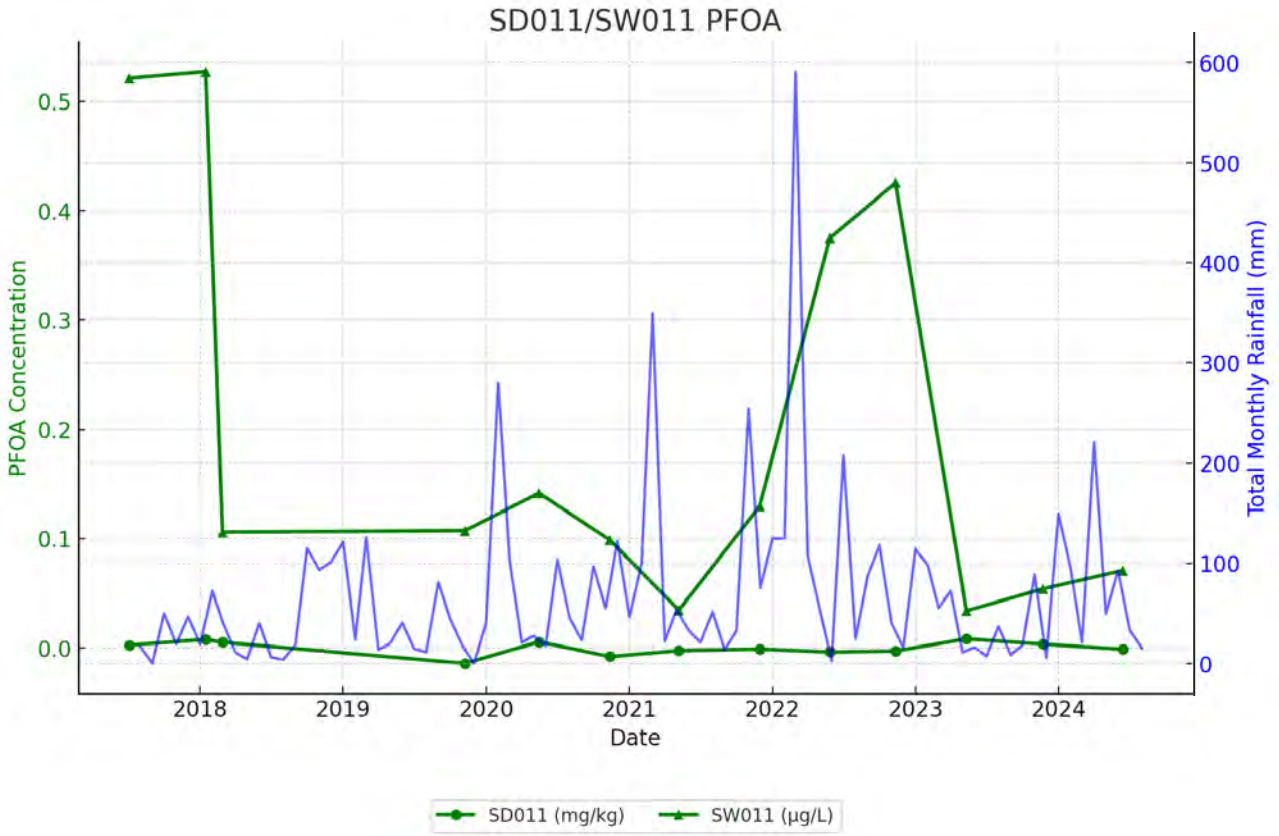
SD011/SW011 PFOA
PFOA Concentration
Total Monthly Rainfall (mm)
Date
0.0
0.1
0.2
0.3
0.4
0.5
0
100
200
300
400
500
600
2018
2019
2020
2021
2022
2023
2024
SD011 (mg/kg)
SW011 (µg/L)

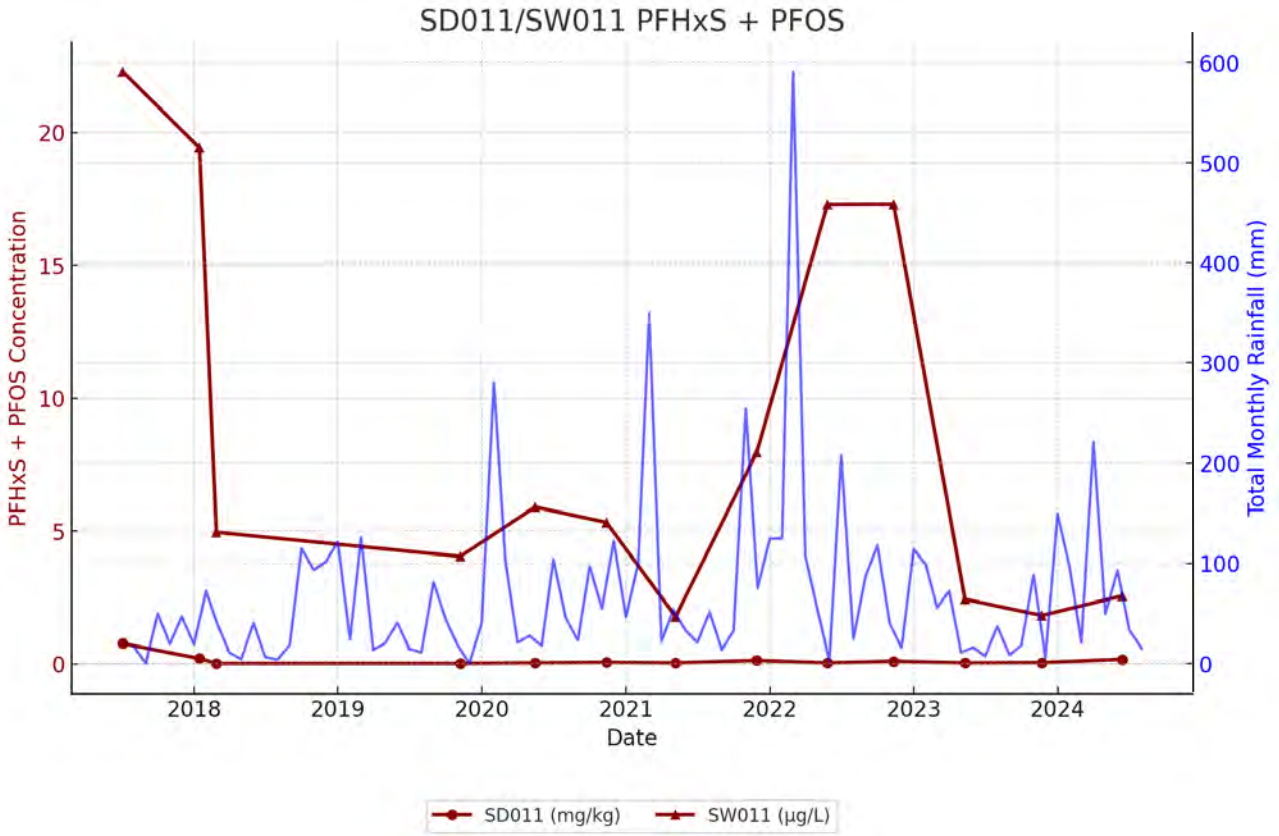
SD011/SW011 PFHxS + PFOS
PFHxS + PFOS Concentration
Total Monthly Rainfall (mm)
Date
0
5
10
15
20
0
100
200
300
400
500
600
2018
2019
2020
2021
2022
2023
2024
SD011 (mg/kg)
SW011 (µg/L)

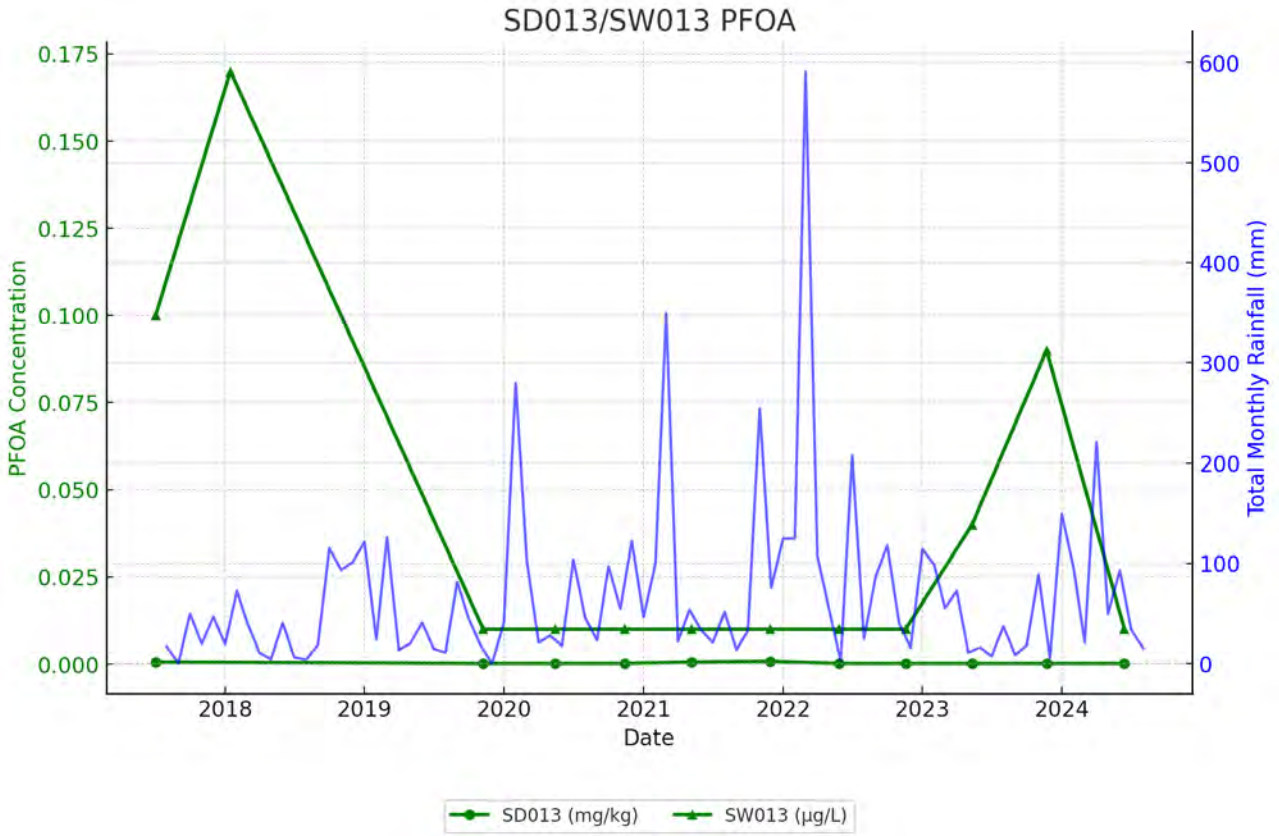
SD013/SW013 PFOA
PFOA Concentration
Total Monthly Rainfall (mm)
Date
0.175
0.150
0.125
0.100
0.075
0.050
0.025
0.000
600
500
400
300
200
100
0
2018
2019
2020
2021
2022
2023
2024
SD013 (mg/kg)
SW013 (µg/L)

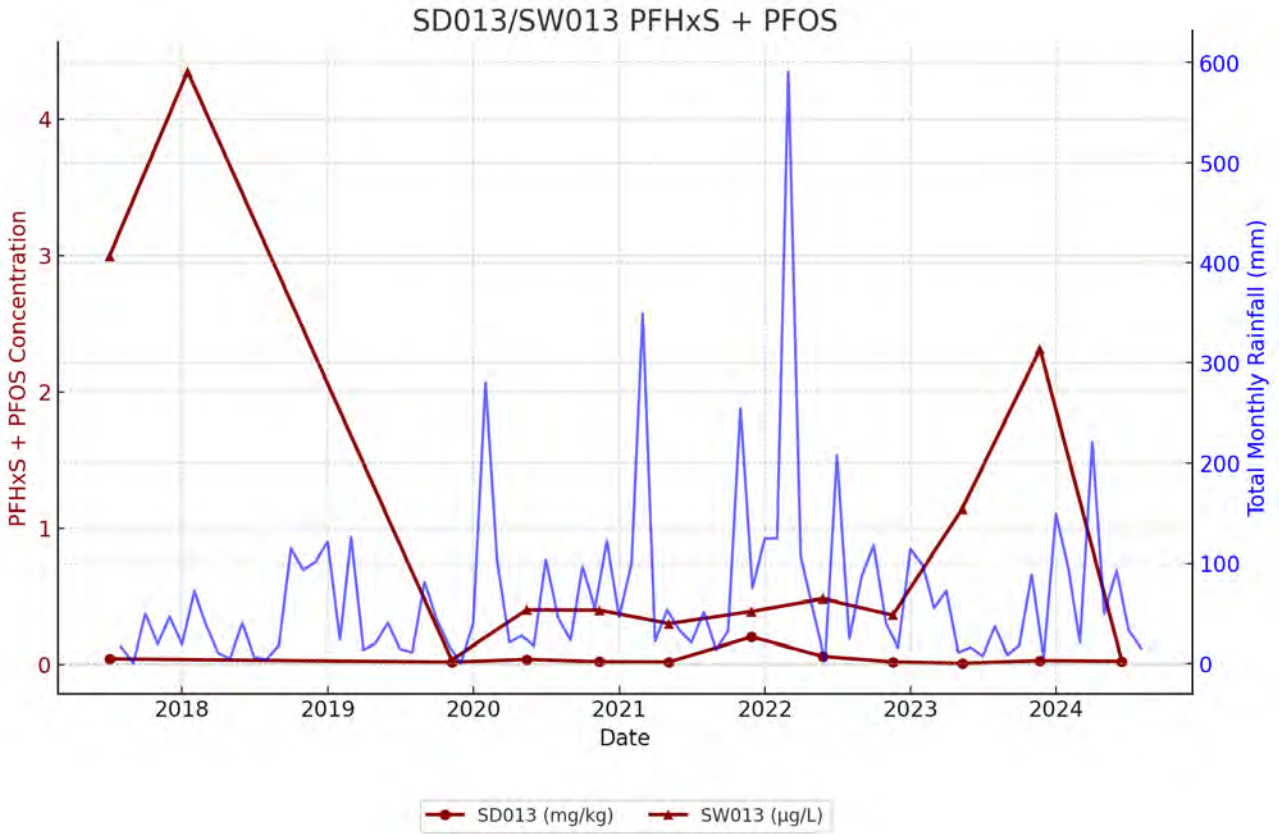
SD013/SW013 PFHxS + PFOS
PFHxS + PFOS Concentration
Total Monthly Rainfall (mm)
Date
4
3
2
1
0
600
500
400
300
200
100
0
2018
2019
2020
2021
2022
2023
2024
SD013 (mg/kg)
SW013 (µg/L)

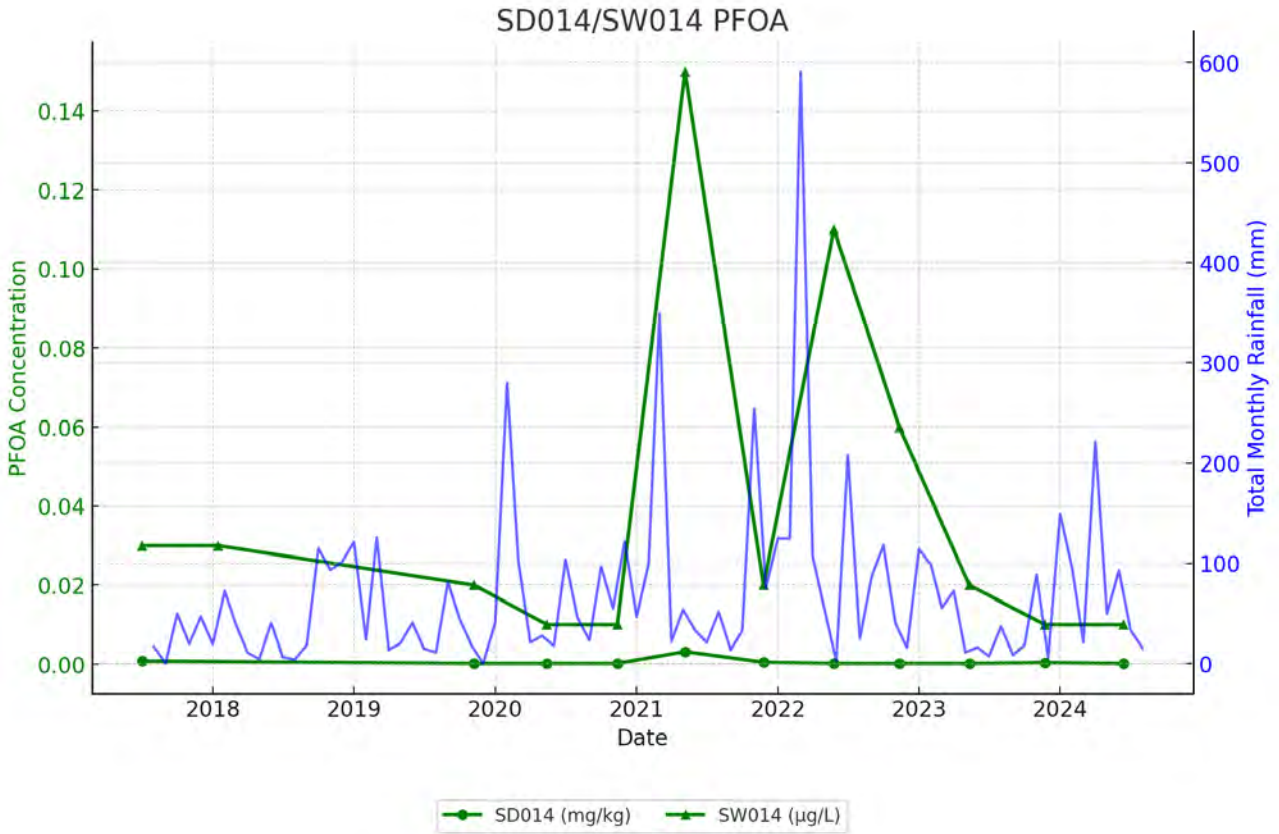
SD014/SW014 PFOA
PFOA Concentration
Total Monthly Rainfall (mm)
Date
0.00
0.02
0.04
0.06
0.08
0.10
0.12
0.14
0
100
200
300
400
500
600
2018
2019
2020
2021
2022
2023
2024
SD014 (mg/kg)
SW014 (µg/L)

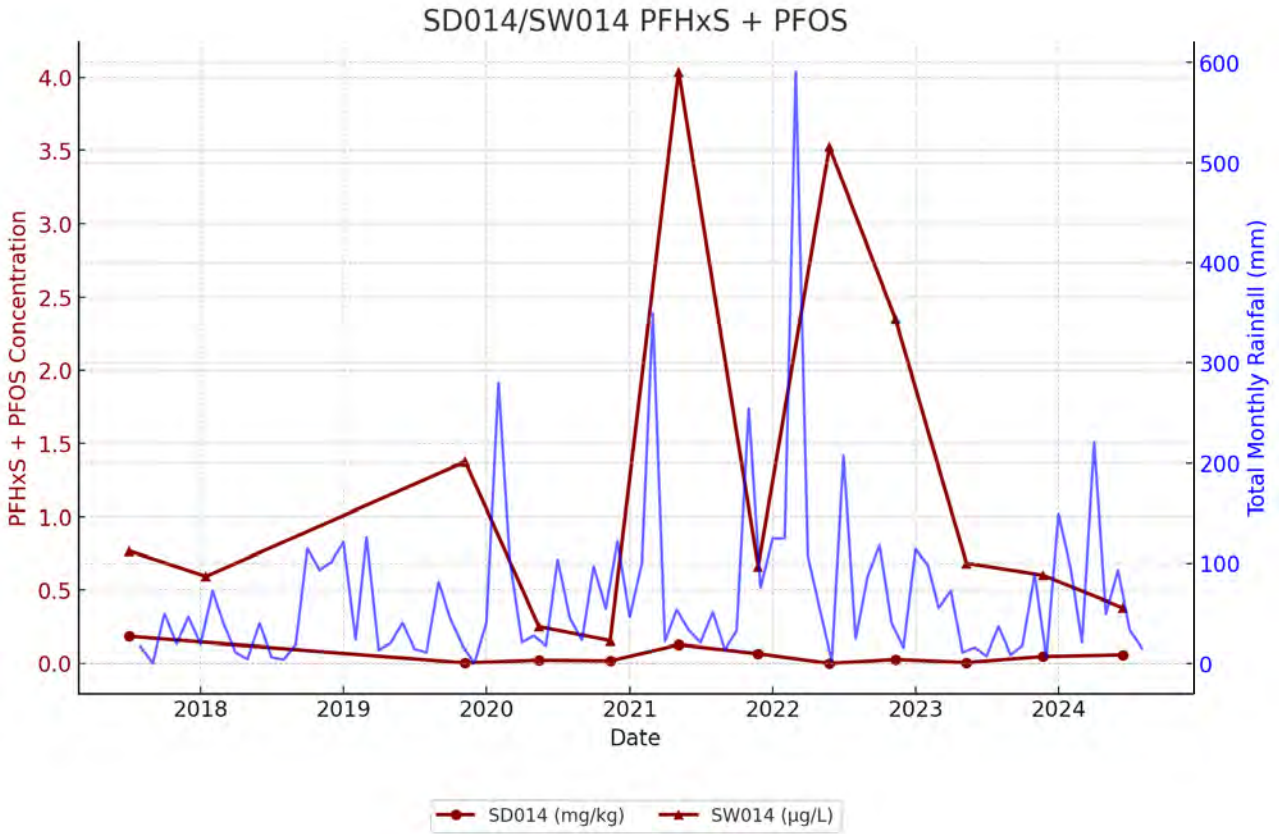
SD014/SW014 PFHxS + PFOS
PFHxS + PFOS Concentration
Total Monthly Rainfall (mm)
Date
0.0
0.5
1.0
1.5
2.0
2.5
3.0
3.5
4.0
0
100
200
300
400
500
600
2018
2019
2020
2021
2022
2023
2024
SD014 (mg/kg)
SW014 (µg/L)

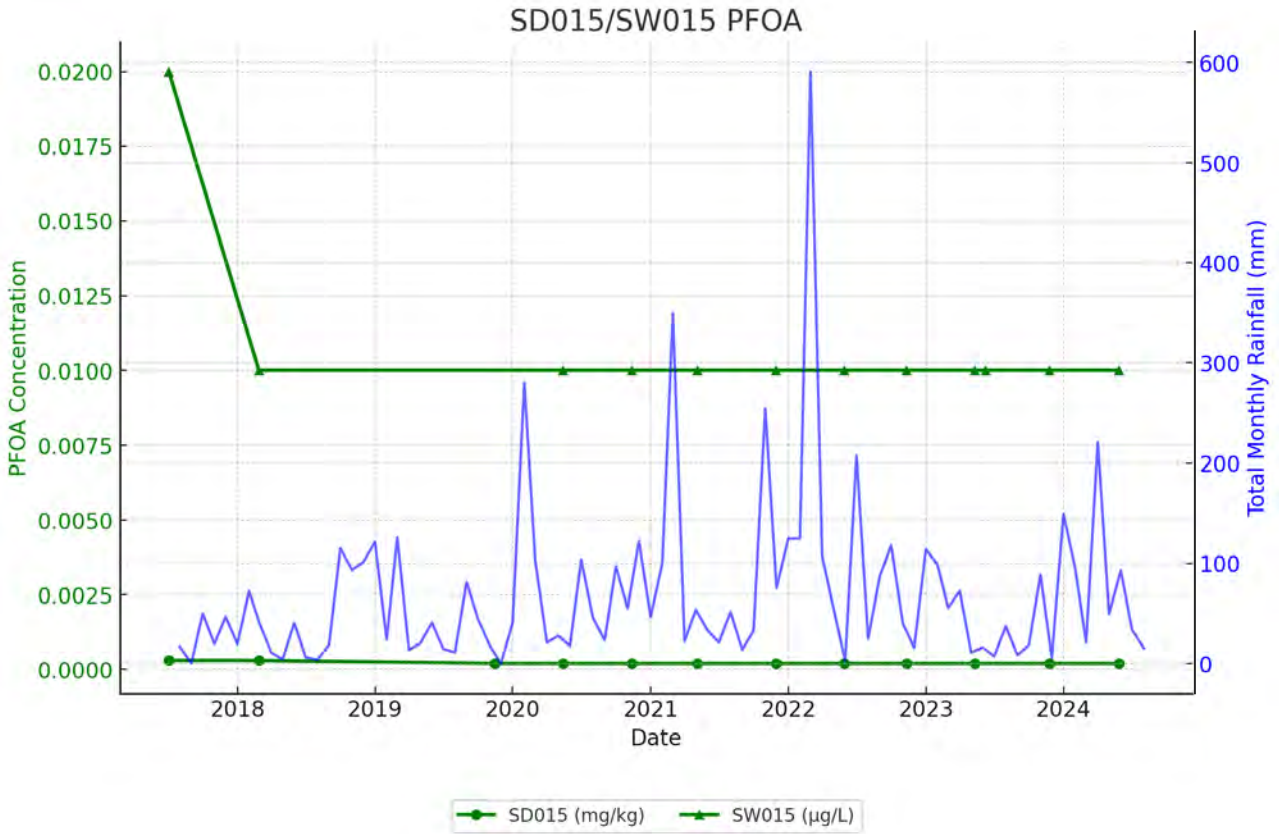
SD015/SW015 PFOA
PFOA Concentration
Total Monthly Rainfall (mm)
Date
0.0200
0.0175
0.0150
0.0125
0.0100
0.0075
0.0050
0.0025
0.0000
600
500
400
300
200
100
0
2018
2019
2020
2021
2022
2023
2024
SD015 (mg/kg)
SW015 (µg/L)

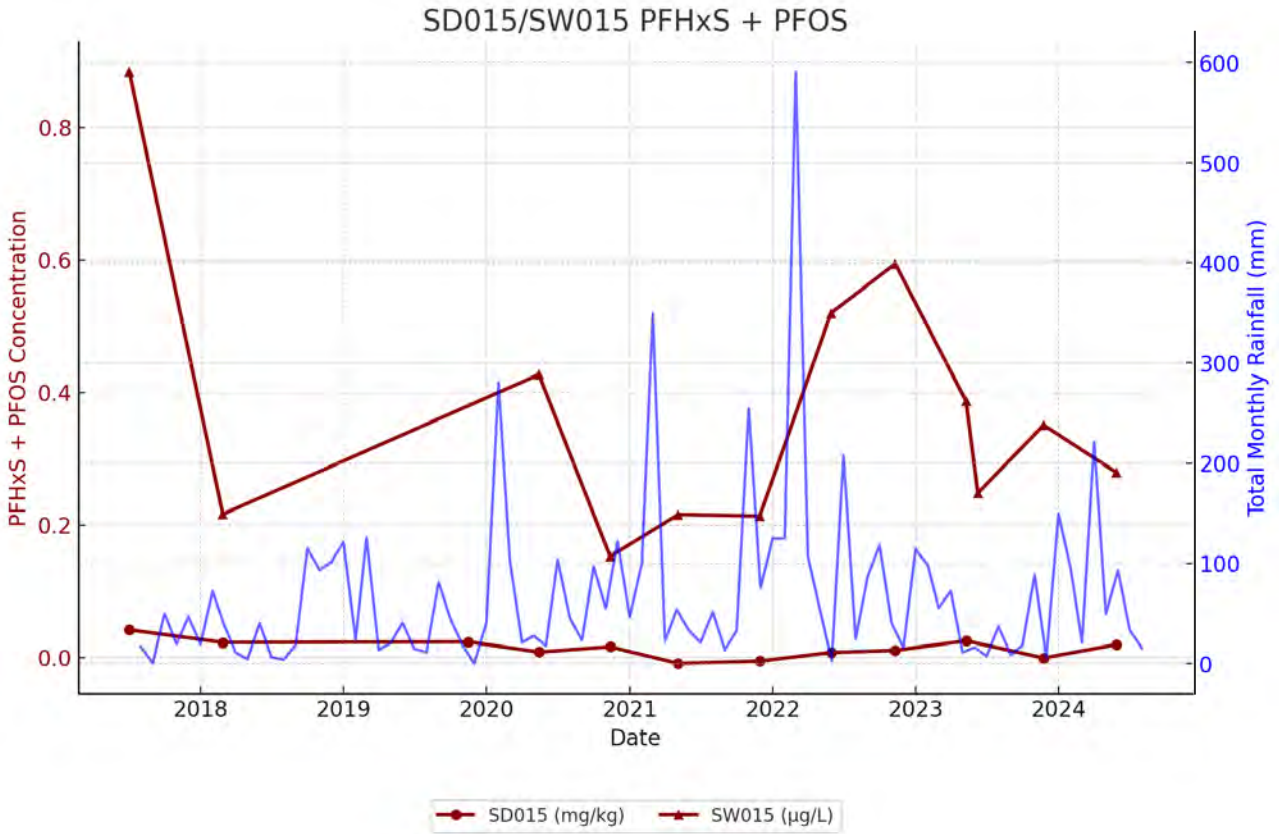
SD015/SW015 PFHxS + PFOS
PFHxS + PFOS Concentration
Total Monthly Rainfall (mm)
Date
0.8
0.6
0.4
0.2
0.0
600
500
400
300
200
100
0
2018
2019
2020
2021
2022
2023
2024
SD015 (mg/kg)
SW015 (µg/L)

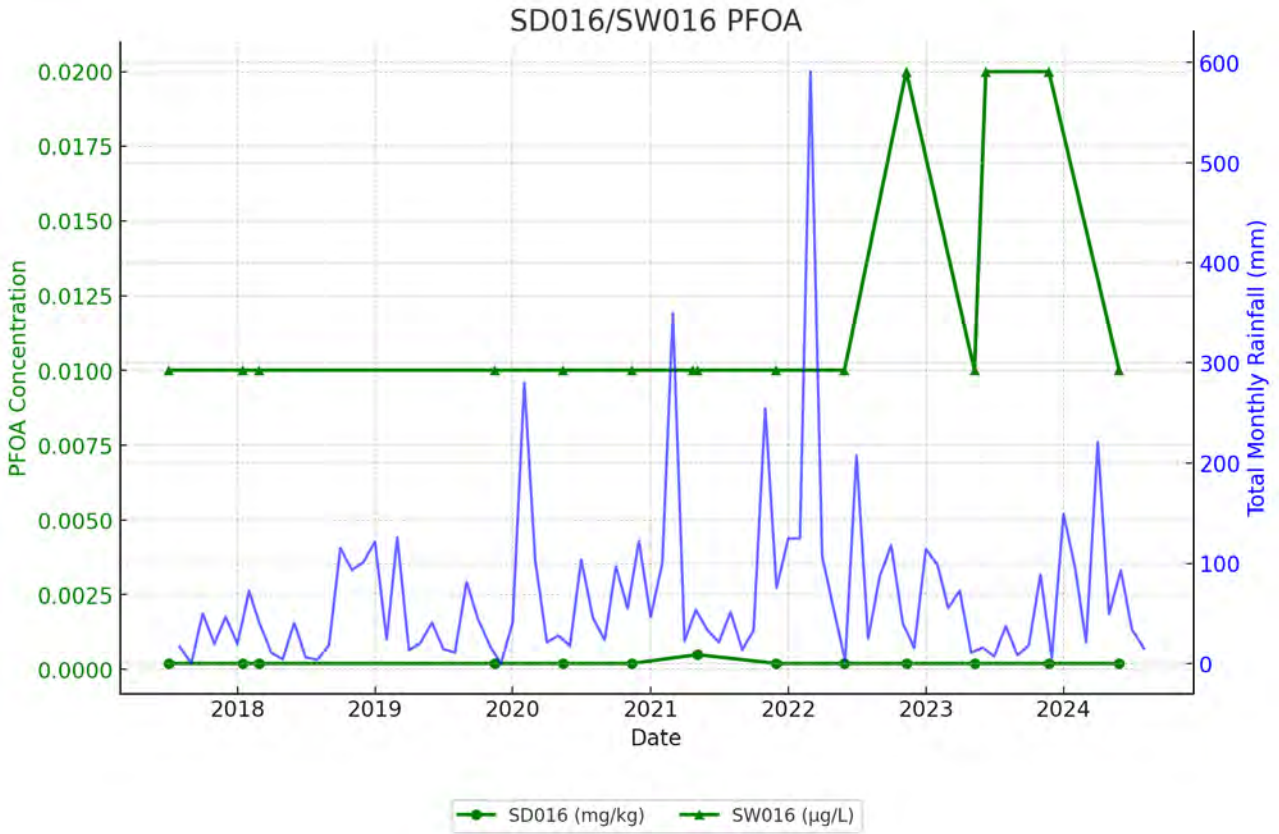
SD016/SW016 PFOA
PFOA Concentration
Total Monthly Rainfall (mm)
Date
0.0200
0.0175
0.0150
0.0125
0.0100
0.0075
0.0050
0.0025
0.0000
600
500
400
300
200
100
0
2018
2019
2020
2021
2022
2023
2024
SD016 (mg/kg)
SW016 (µg/L)

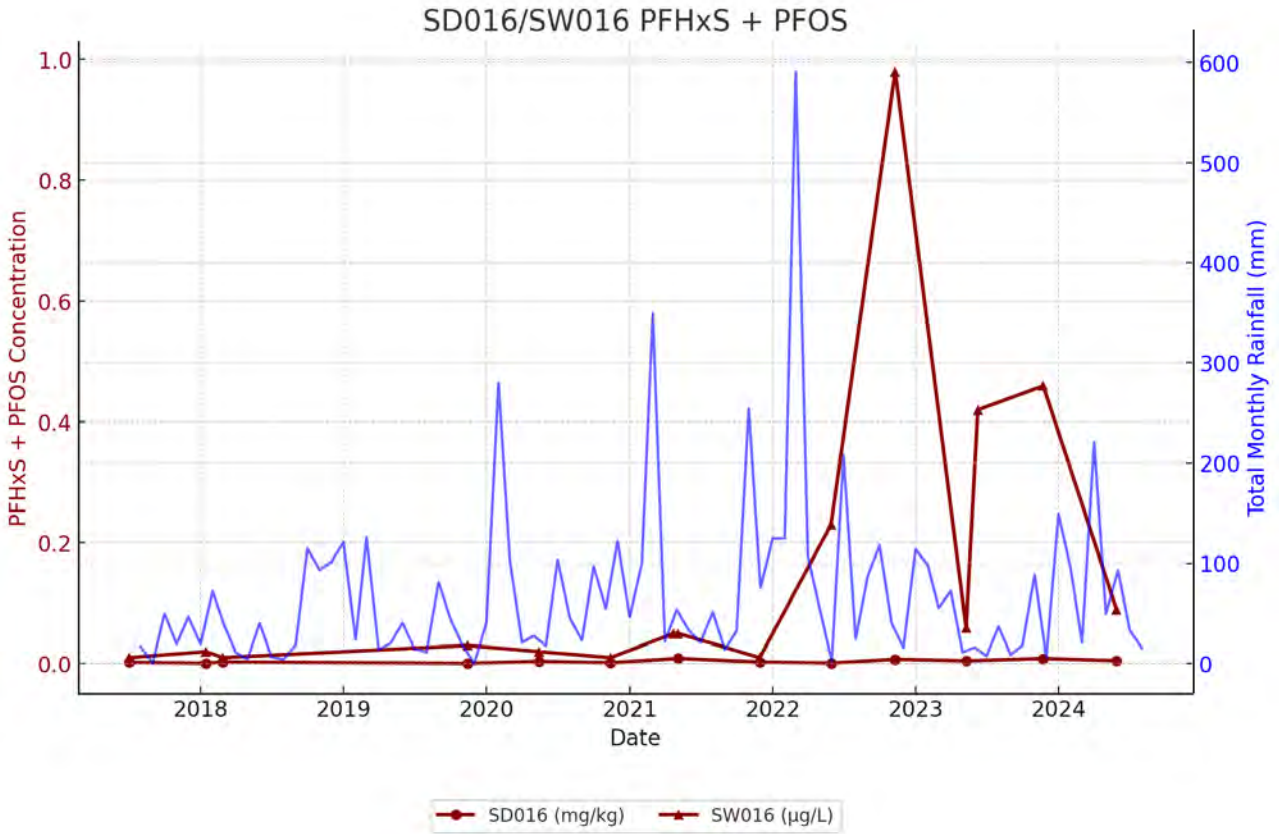
SD016/SW016 PFHxS + PFOS
PFHxS + PFOS Concentration
Total Monthly Rainfall (mm)
Date
1.0
0.8
0.6
0.4
0.2
0.0
600
500
400
300
200
100
0
2018
2019
2020
2021
2022
2023
2024
SD016 (mg/kg)
SW016 (µg/L)

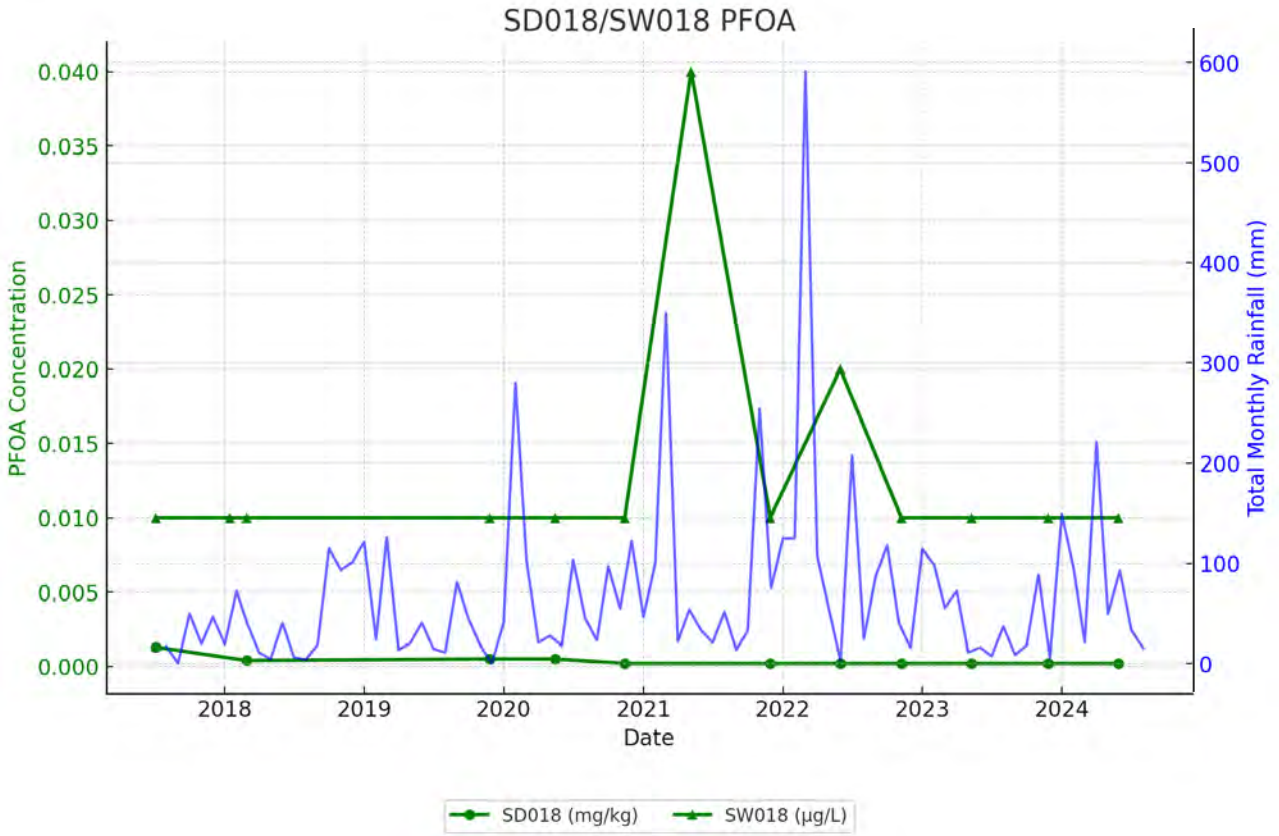
SD018/SW018 PFOA
PFOA Concentration
Total Monthly Rainfall (mm)
Date
0.040
0.035
0.030
0.025
0.020
0.015
0.010
0.005
0.000
600
500
400
300
200
100
0
2018
2019
2020
2021
2022
2023
2024
SD018 (mg/kg)
SW018 (µg/L)

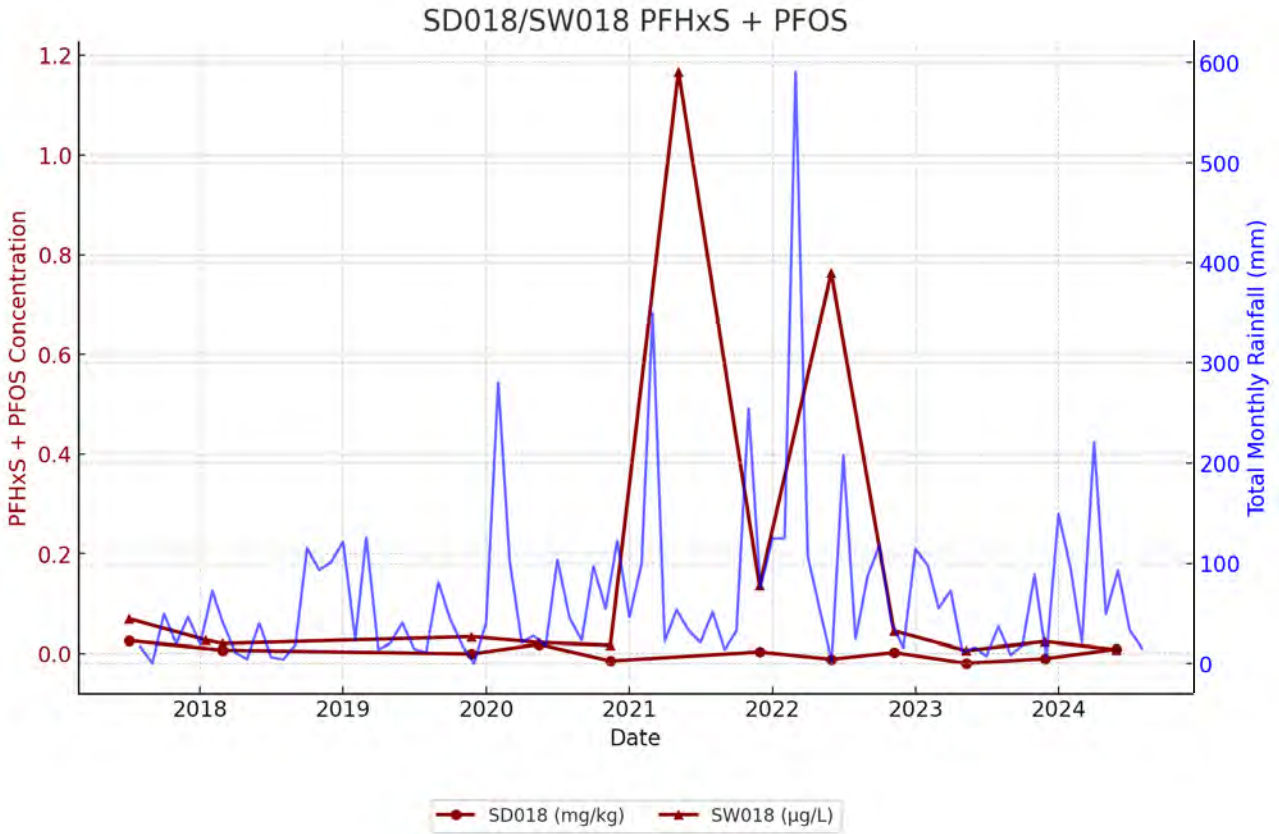
SD018/SW018 PFHxS + PFOS
PFHxS + PFOS Concentration
Total Monthly Rainfall (mm)
Date
1.2
1.0
0.8
0.6
0.4
0.2
0.0
600
500
400
300
200
100
0
2018
2019
2020
2021
2022
2023
2024
SD018 (mg/kg)
SW018 (µg/L)

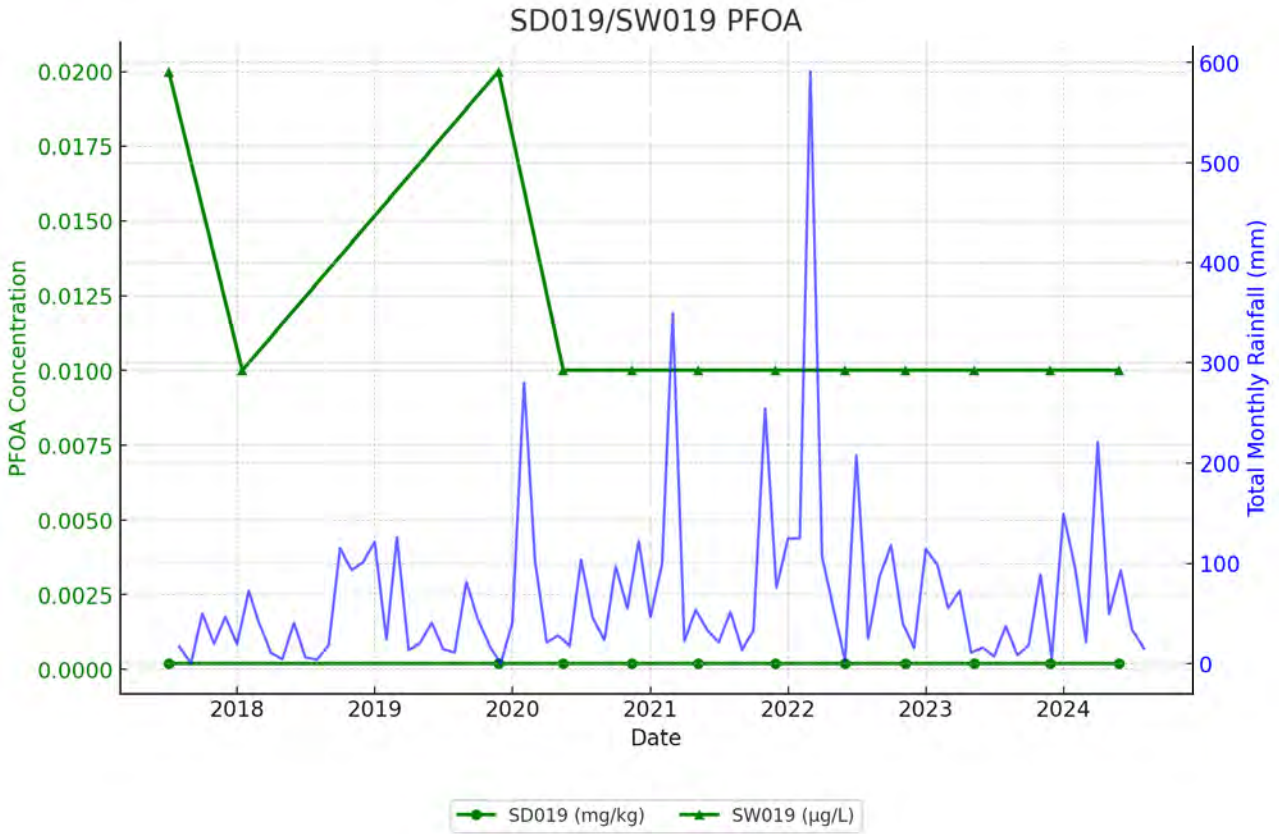
SD019/SW019 PFOA
PFOA Concentration
Total Monthly Rainfall (mm)
Date
0.0200
0.0175
0.0150
0.0125
0.0100
0.0075
0.0050
0.0025
0.0000
600
500
400
300
200
100
0
2018
2019
2020
2021
2022
2023
2024
SD019 (mg/kg)
SW019 (µg/L)

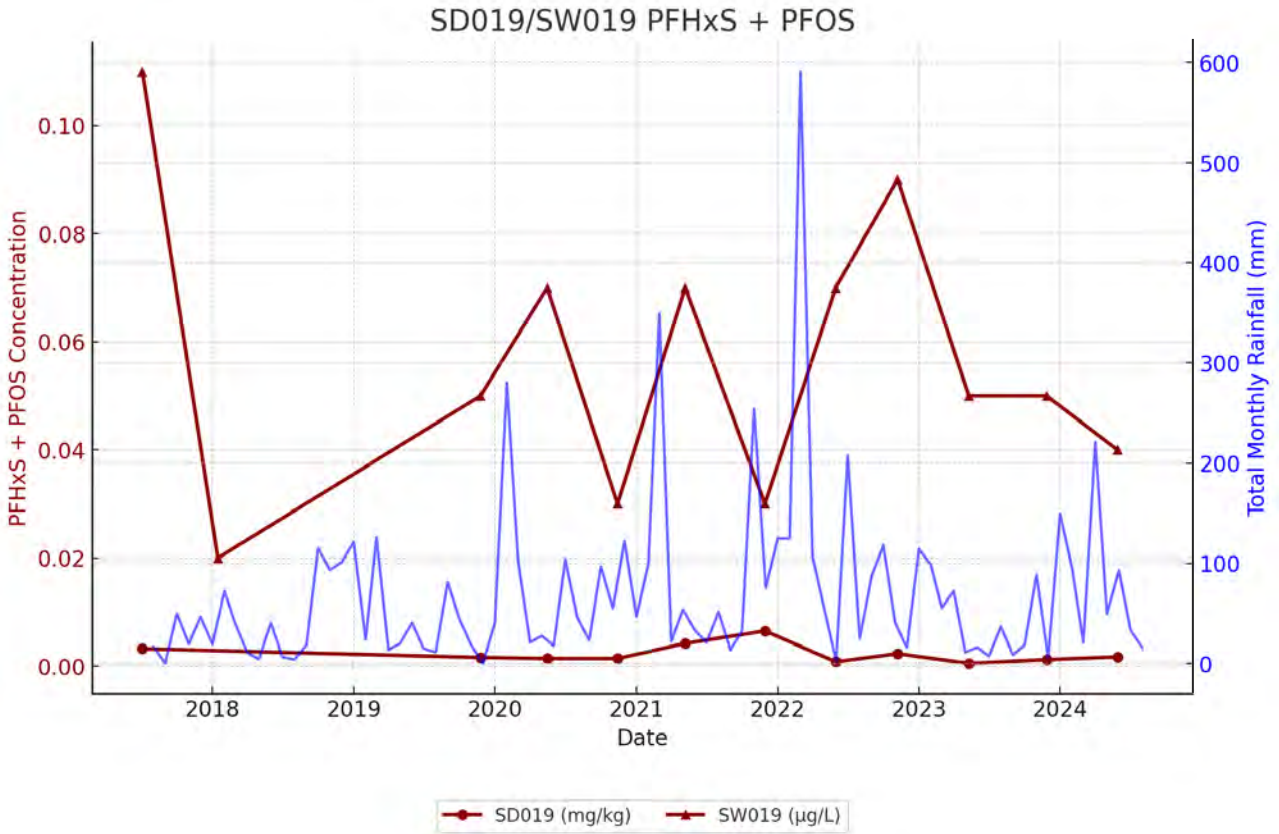
SD019/SW019 PFHxS + PFOS
PFHxS + PFOS Concentration
Total Monthly Rainfall (mm)
Date
0.10
0.08
0.06
0.04
0.02
0.00
600
500
400
300
200
100
0
2018
2019
2020
2021
2022
2023
2024
SD019 (mg/kg)
SW019 (µg/L)

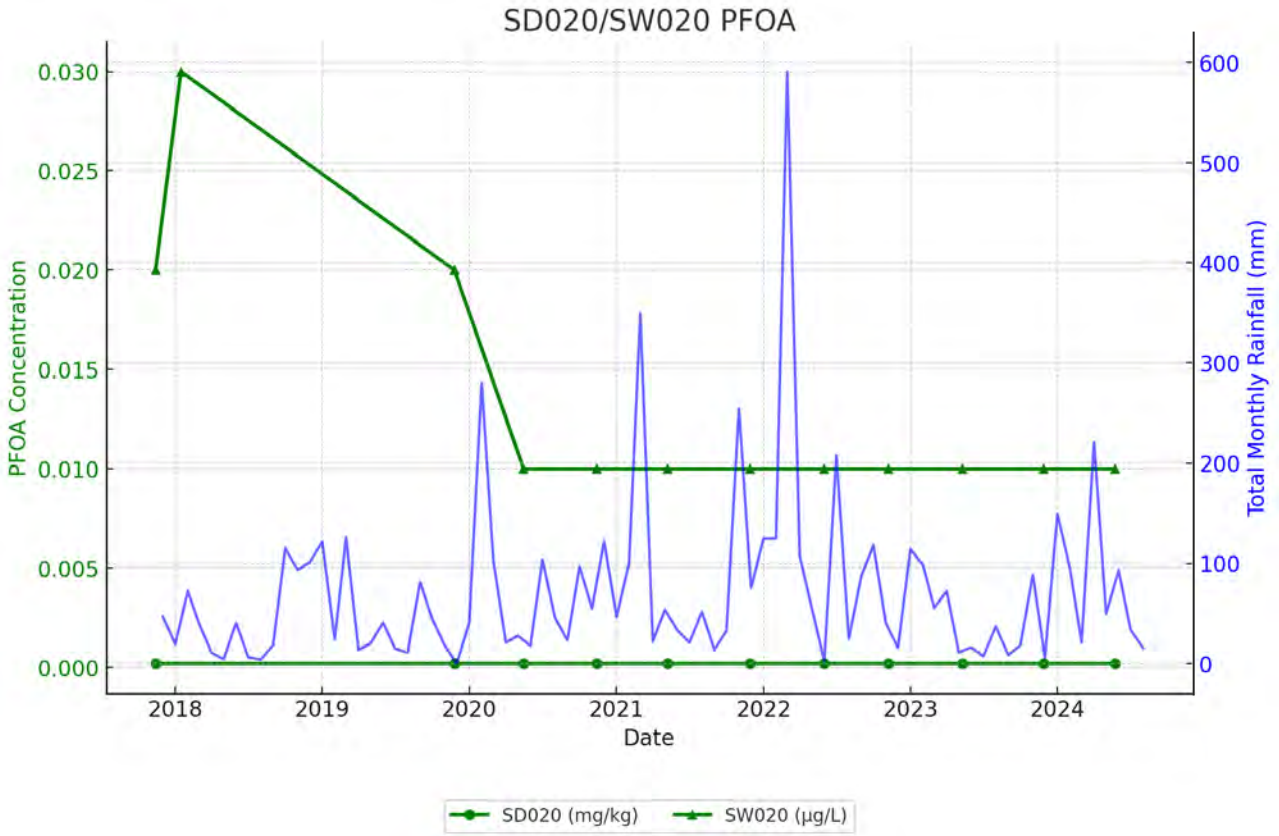
SD020/SW020 PFOA
PFOA Concentration
Total Monthly Rainfall (mm)
Date
0.000
0.005
0.010
0.015
0.020
0.025
0.030
0
100
200
300
400
500
600
2018
2019
2020
2021
2022
2023
2024
SD020 (mg/kg)
SW020 (µg/L)

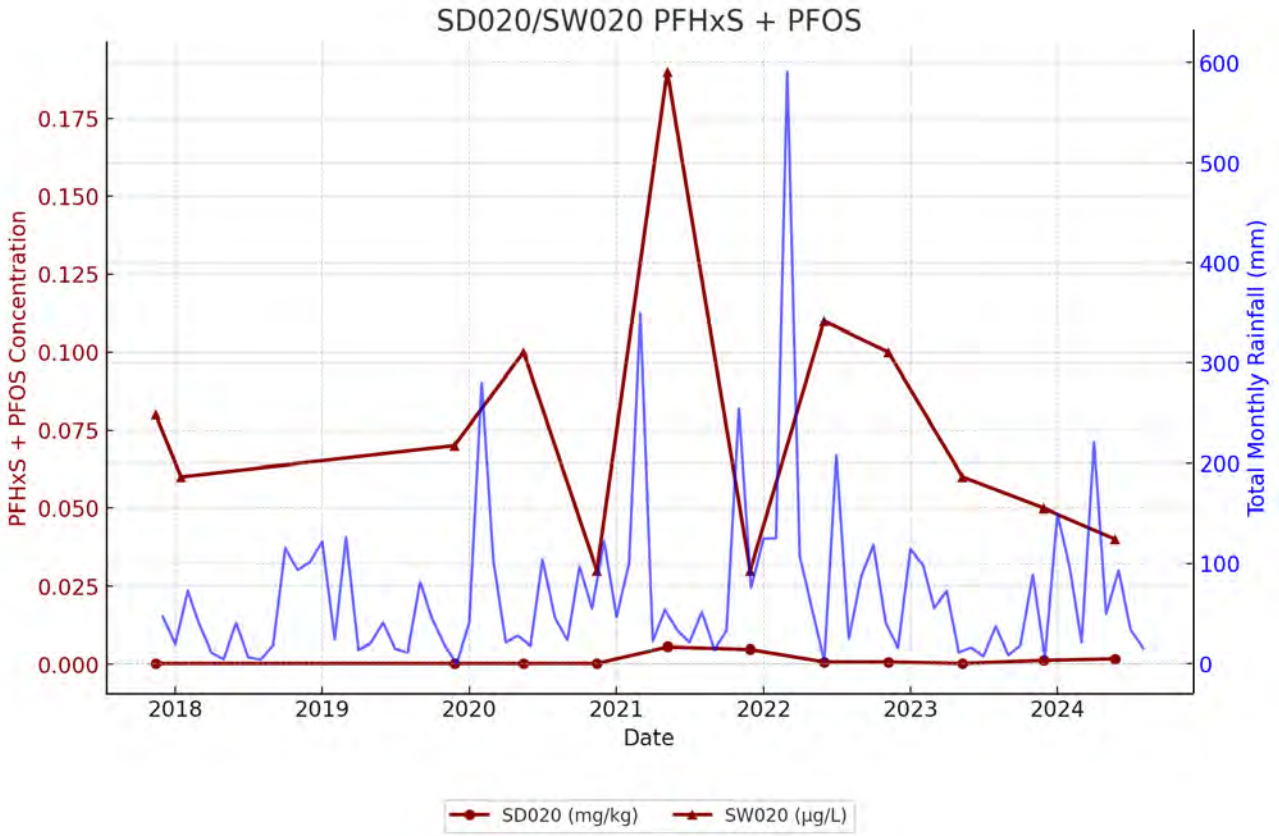
SD020/SW020 PFHxS + PFOS
PFHxS + PFOS Concentration
Total Monthly Rainfall (mm)
Date
0.000
0.025
0.050
0.075
0.100
0.125
0.150
0.175
0
100
200
300
400
500
600
2018
2019
2020
2021
2022
2023
2024
SD020 (mg/kg)
SW020 (µg/L)

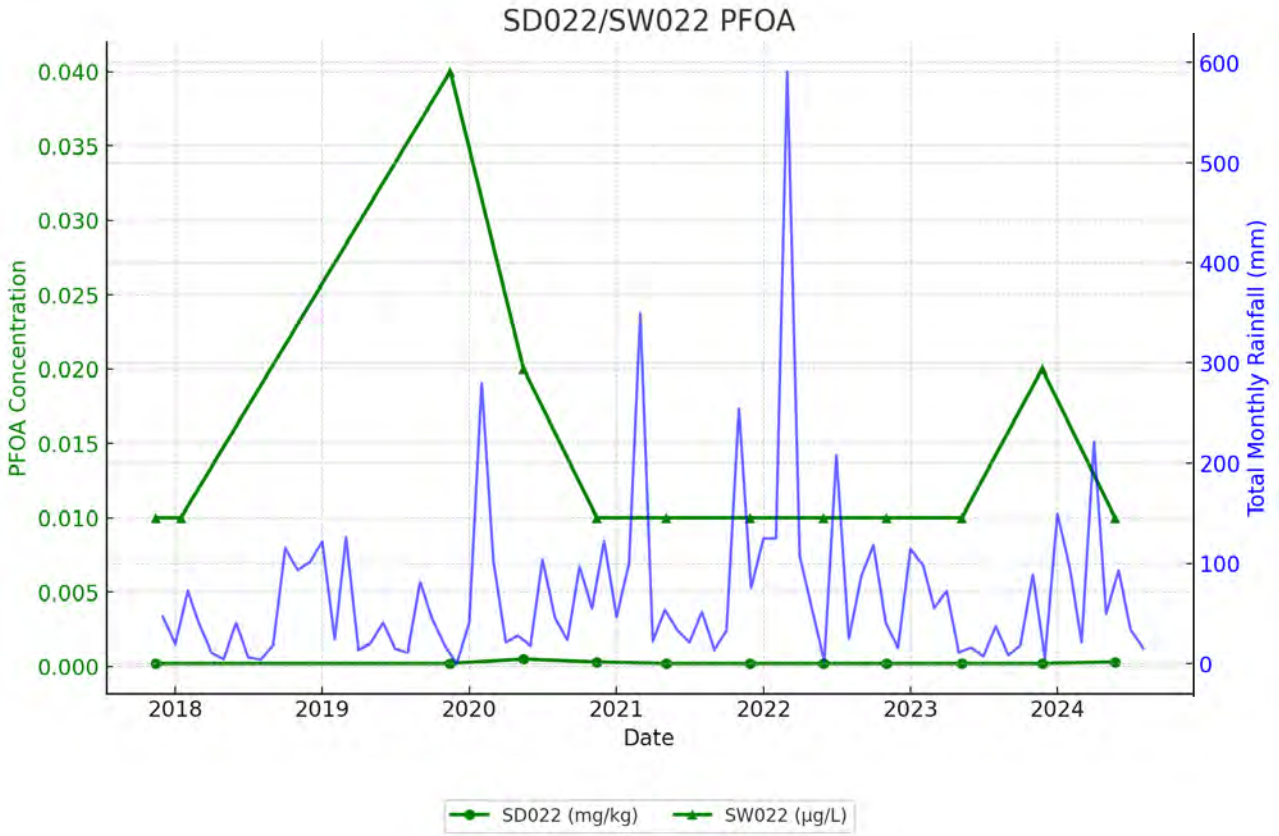
SD022/SW022 PFOA
PFOA Concentration
Total Monthly Rainfall (mm)
Date
0.040
0.035
0.030
0.025
0.020
0.015
0.010
0.005
0.000
600
500
400
300
200
100
0
2018
2019
2020
2021
2022
2023
2024
SD022 (mg/kg)
SW022 (µg/L)

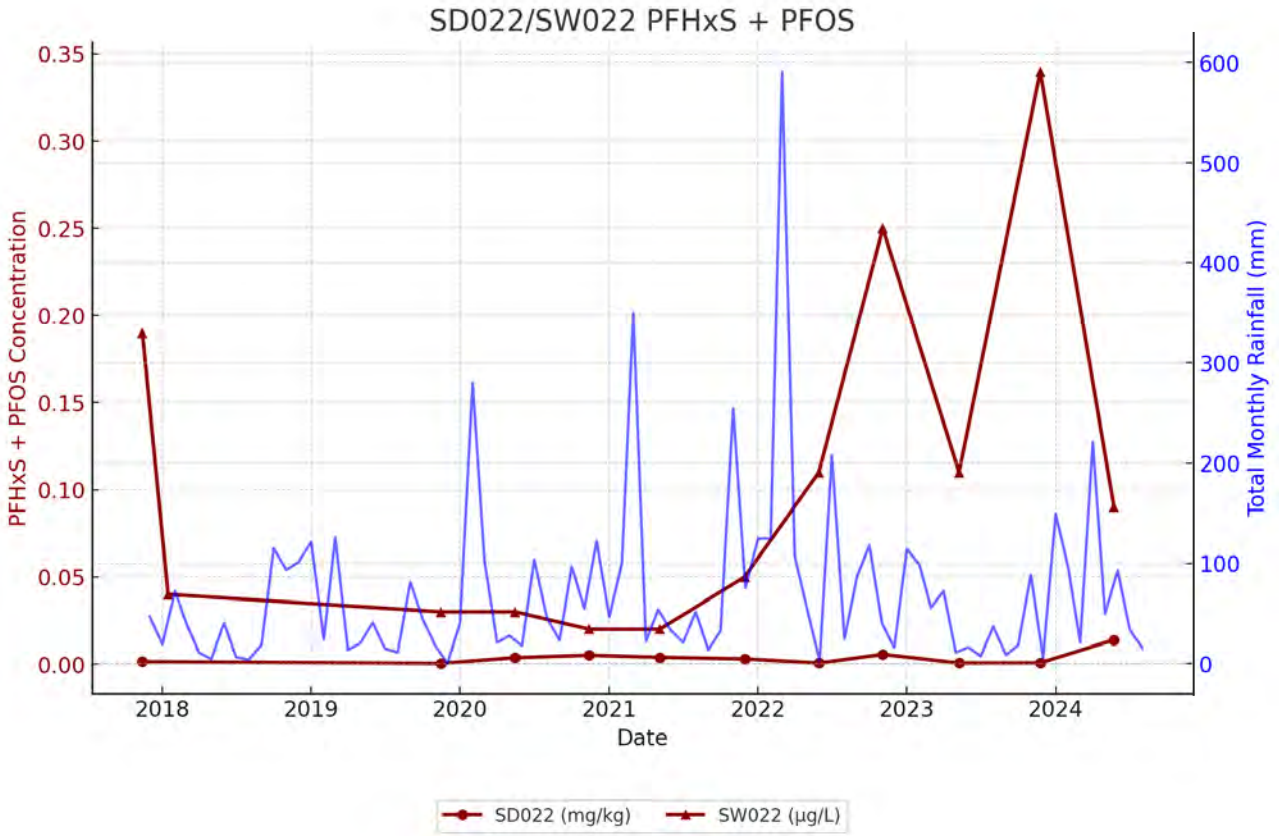
SD022/SW022 PFHxS + PFOS
PFHxS + PFOS Concentration
Total Monthly Rainfall (mm)
Date
0.35
0.30
0.25
0.20
0.15
0.10
0.05
0.00
600
500
400
300
200
100
0
2018
2019
2020
2021
2022
2023
2024
SD022 (mg/kg)
SW022 (µg/L)

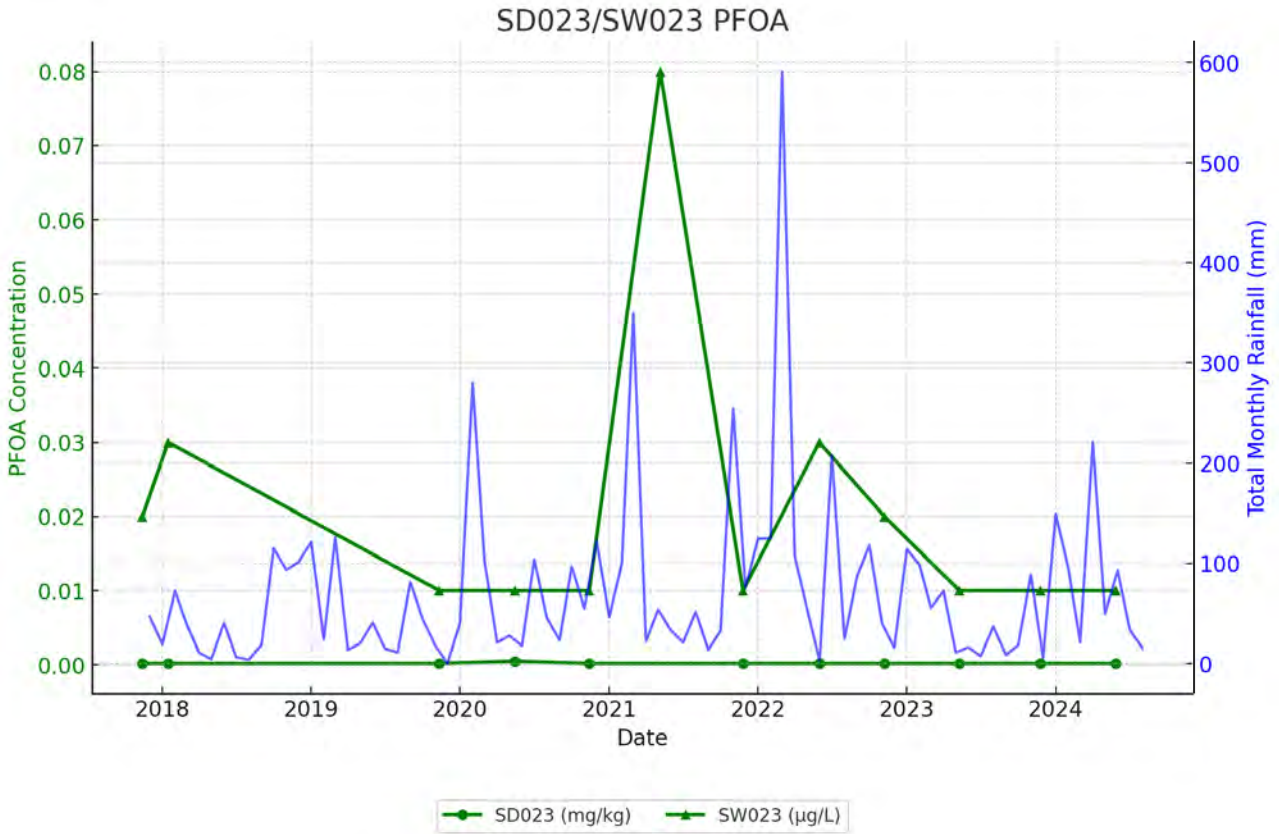
SD023/SW023 PFOA
PFOA Concentration
Total Monthly Rainfall (mm)
Date
0.00
0.01
0.02
0.03
0.04
0.05
0.06
0.07
0.08
0
100
200
300
400
500
600
2018
2019
2020
2021
2022
2023
2024
SD023 (mg/kg)
SW023 (µg/L)

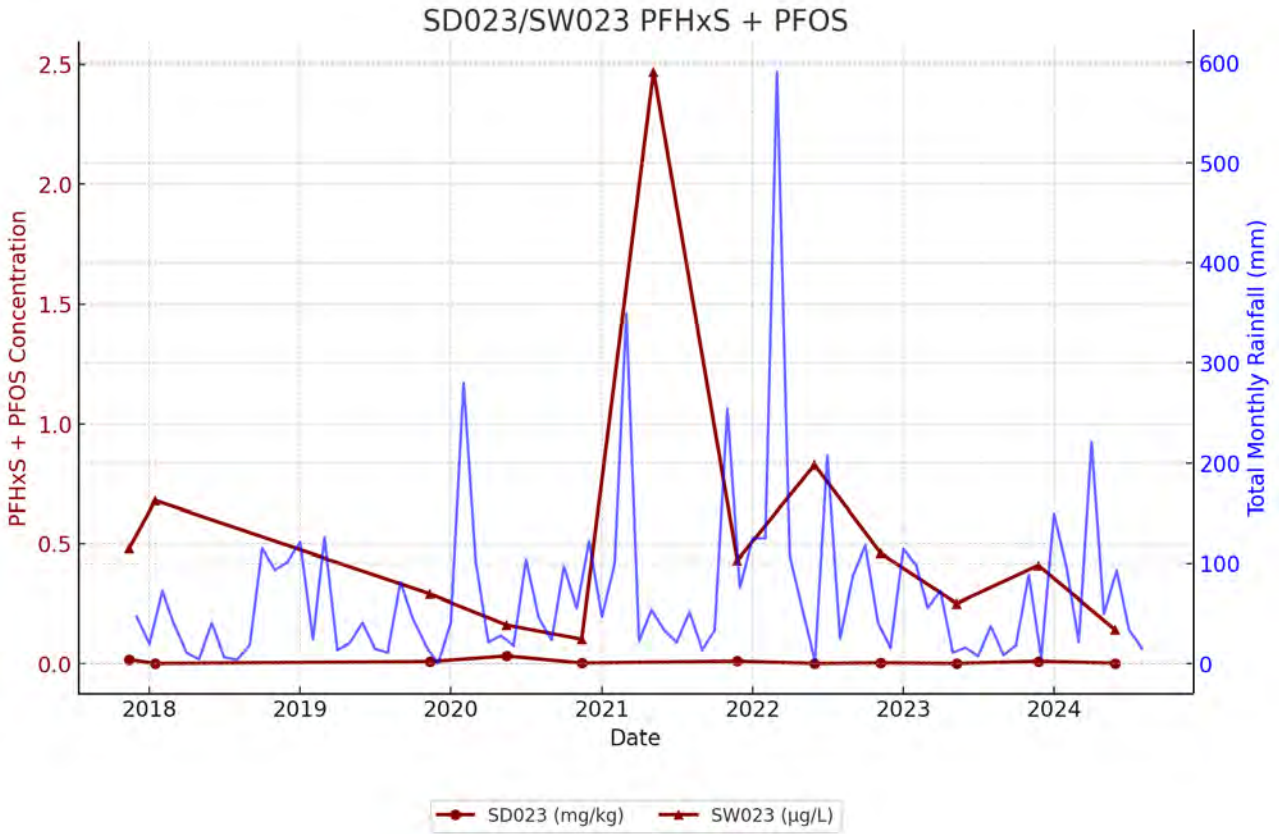
SD023/SW023 PFHxS + PFOS
PFHxS + PFOS Concentration
Total Monthly Rainfall (mm)
Date
0.0
0.5
1.0
1.5
2.0
2.5
0
100
200
300
400
500
600
2018
2019
2020
2021
2022
2023
2024
SD023 (mg/kg)
SW023 (µg/L)

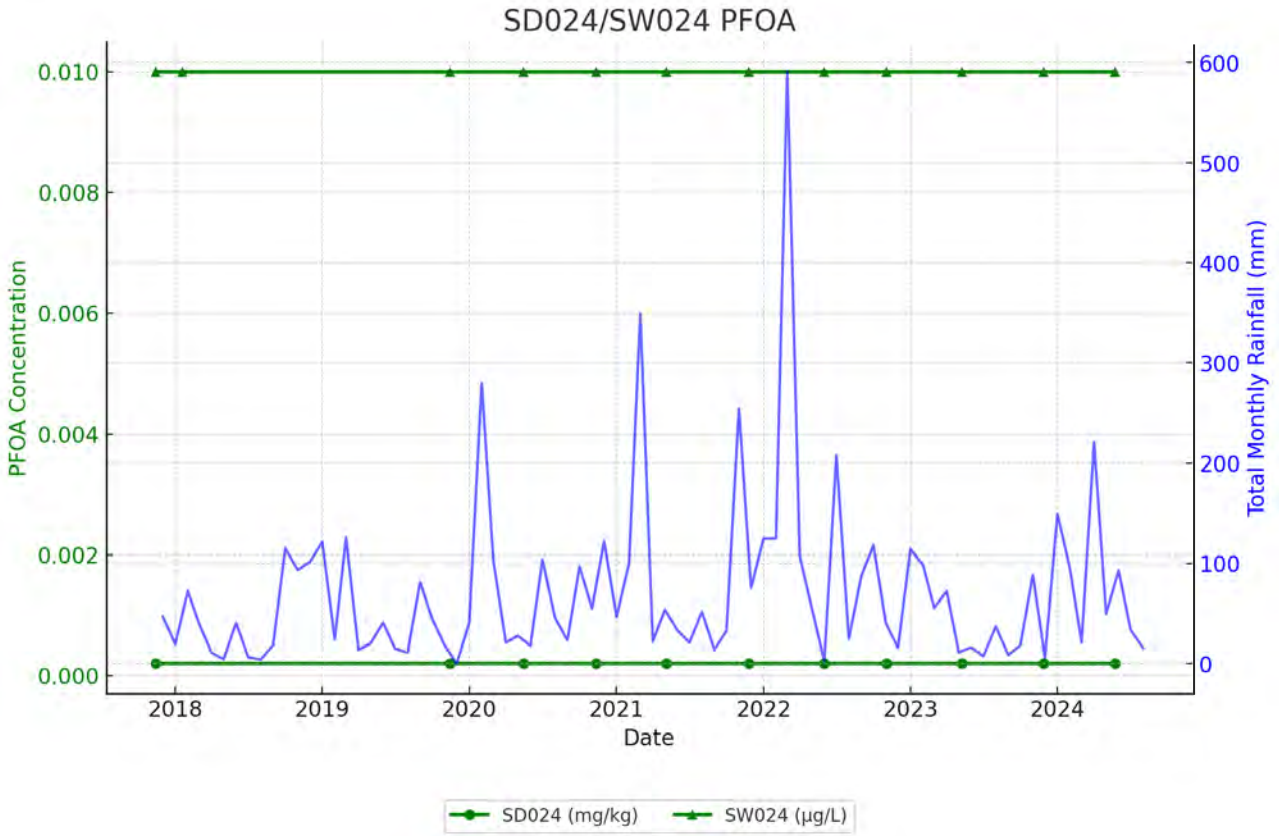
SD024/SW024 PFOA
PFOA Concentration
Total Monthly Rainfall (mm)
Date
0.000
0.002
0.004
0.006
0.008
0.010
0
100
200
300
400
500
600
2018
2019
2020
2021
2022
2023
2024
SD024 (mg/kg)
SW024 (µg/L)

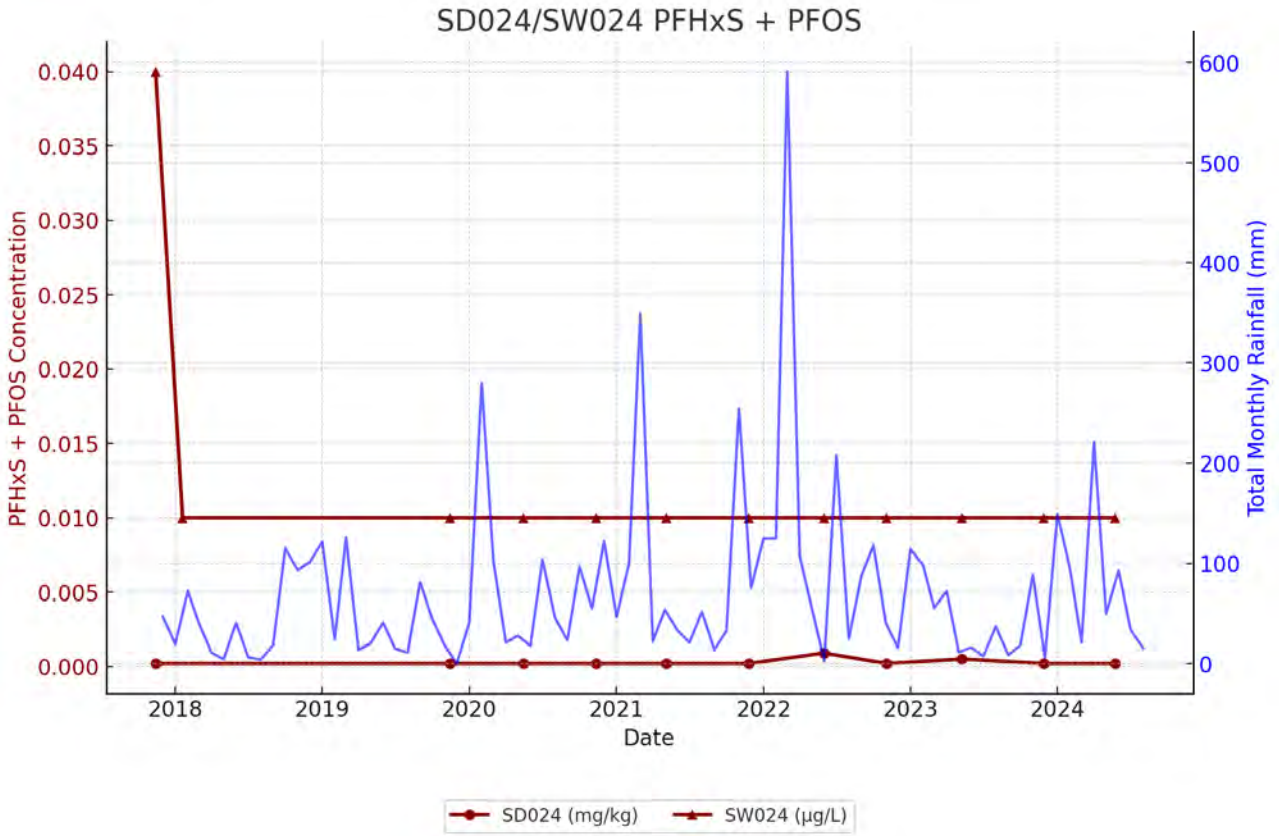
SD024/SW024 PFHxS + PFOS
PFHxS + PFOS Concentration
Total Monthly Rainfall (mm)
Date
0.000
0.005
0.010
0.015
0.020
0.025
0.030
0.035
0.040
0
100
200
300
400
500
600
2018
2019
2020
2021
2022
2023
2024
SD024 (mg/kg)
SW024 (µg/L)

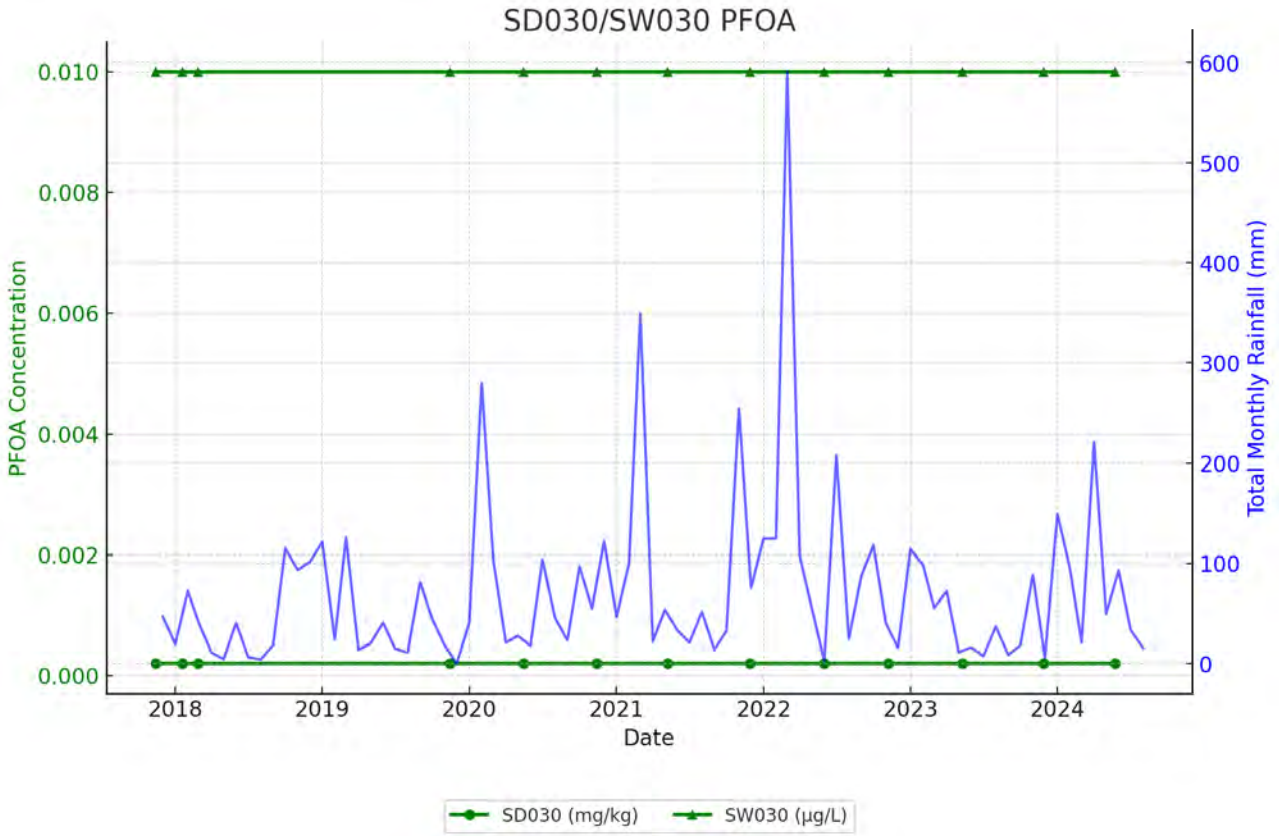
SD030/SW030 PFOA
PFOA Concentration
Total Monthly Rainfall (mm)
Date
0.010
0.008
0.006
0.004
0.002
0.000
600
500
400
300
200
100
0
2018
2019
2020
2021
2022
2023
2024
SD030 (mg/kg)
SW030 (µg/L)

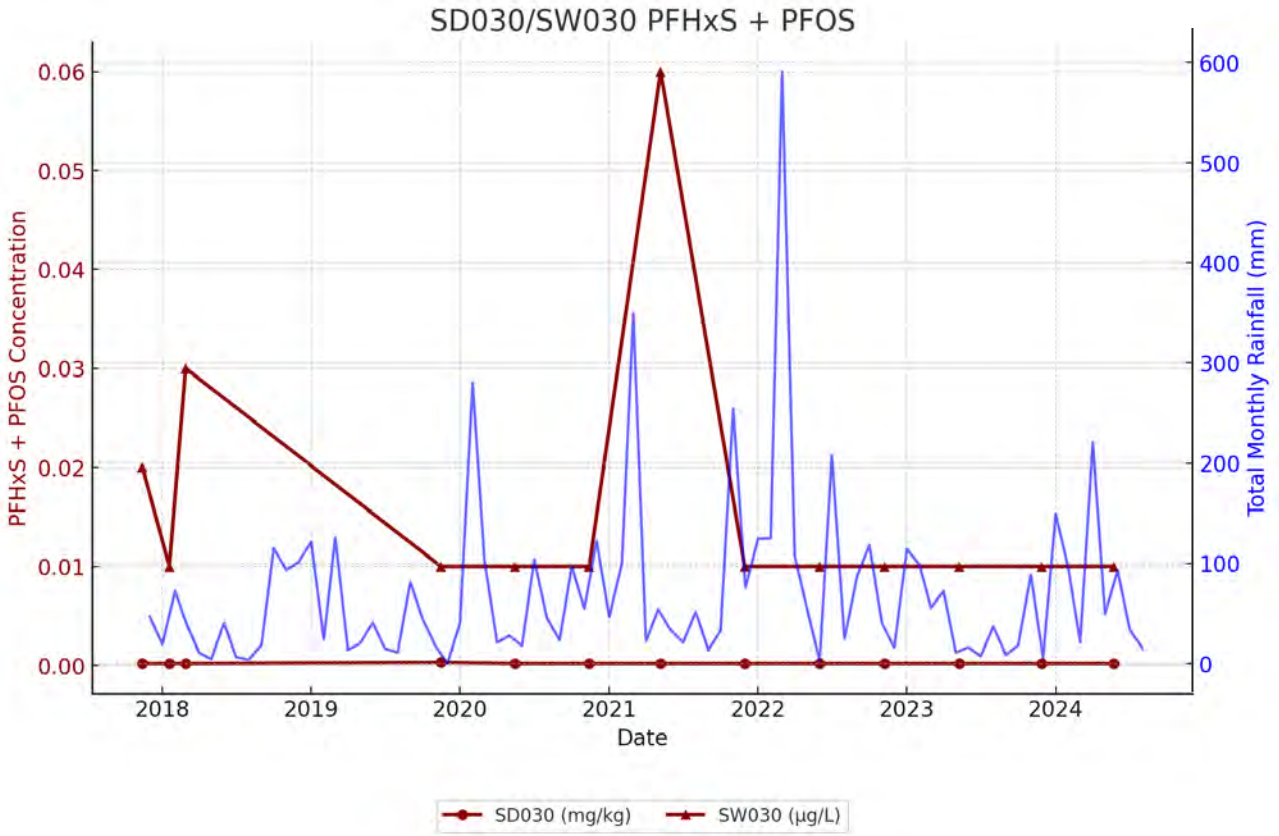
SD030/SW030 PFHxS + PFOS
PFHxS + PFOS Concentration
Total Monthly Rainfall (mm)
Date
0.06
0.05
0.04
0.03
0.02
0.01
0.00
600
500
400
300
200
100
0
2018
2019
2020
2021
2022
2023
2024
SD030 (mg/kg)
SW030 (µg/L)

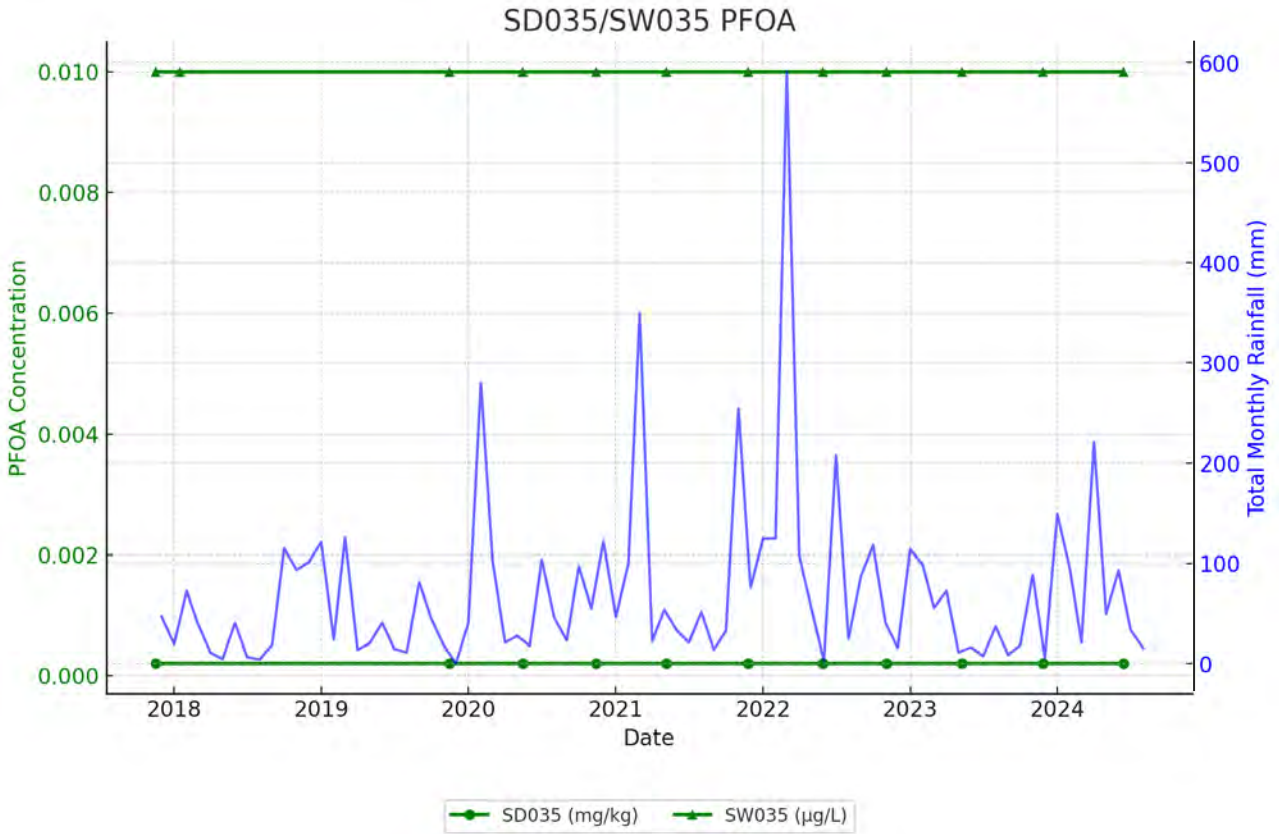
SD035/SW035 PFOA
PFOA Concentration
Total Monthly Rainfall (mm)
Date
0.010
0.008
0.006
0.004
0.002
0.000
600
500
400
300
200
100
0
2018
2019
2020
2021
2022
2023
2024
SD035 (mg/kg)
SW035 (µg/L)

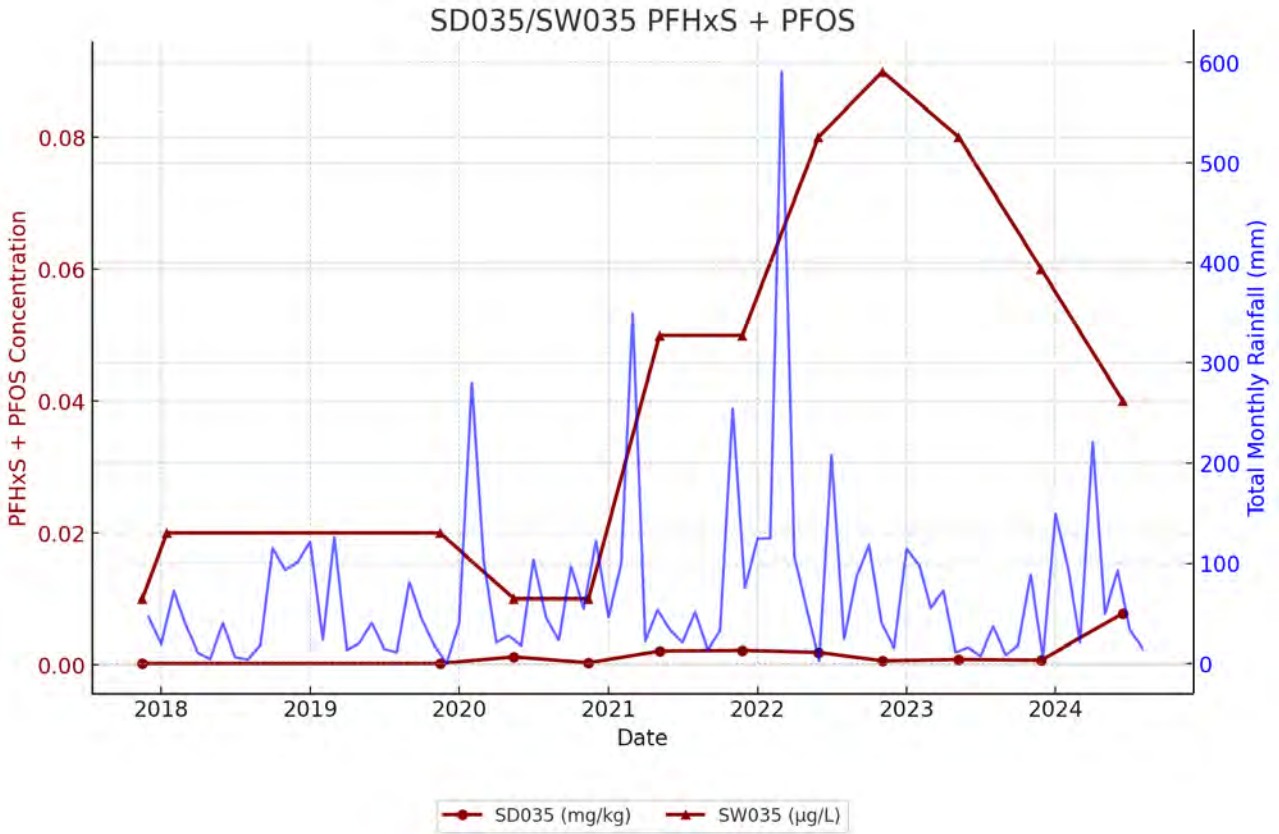
SD035/SW035 PFHxS + PFOS
PFHxS + PFOS Concentration
Total Monthly Rainfall (mm)
Date
0.08
0.06
0.04
0.02
0.00
600
500
400
300
200
100
0
2018
2019
2020
2021
2022
2023
2024
SD035 (mg/kg)
SW035 (µg/L)

F Mann Kendall Trend Analysis

Appendix **F** - Summary of Mann Kendall Analysis

Location	Mann Kendall Trend									
	PFOA					PFHxS+PFOS				
	Trend	CoV (Coefficient of variation)	S (M-K Test Value)	P-value (tabulated)	Stability	Trend	CoV (Coefficient of variation)	S (M-K Test Value)	P-value (tabulated)	Stability
MW001	ND	n/a	n/a	n/a	-	Inconclusive	0.228	-21	0.06	-
MW005	Inconclusive	1.769	-19	0.082	-	Decreasing	2.54	-44	0	-
MW007	ND	n/a	n/a	n/a	-	Inconclusive	0.861	3	0.44	Stable
MW008	ND	n/a	n/a	n/a	-	Inconclusive	0.518	13	0.179	Stable
MW009	ND	n/a	n/a	n/a	-	Decreasing	0.419	-16	0.031	-
MW010	Inconclusive	1.158	-3	0.44	-	Inconclusive	1.156	-13	0.179	-
MW021	Decreasing	0.37	-29	0.013	-	Decreasing	0.466	-29	0.013	-
MW022	Decreasing	0.908	-23	0.043	-	Decreasing	0.828	-29	0.013	-
MW023	Inconclusive	0.276	-6	0.324	Stable	Inconclusive	0.822	-11	0.223	Stable
MW024	ND	n/a	n/a	n/a	-	Increasing	0.844	28	0.013	-
MW025	ND	n/a	n/a	n/a	-	Inconclusive	0.581	5	0.381	Stable
MW028	Increasing	0.708	37	0.002	-	Increasing	0.477	31	0.008	-
MW030	Inconclusive	0.514	-16	0.155	Stable	Decreasing	0.48	-26	0.043	-
MW040	Decreasing	0.98	-48	0.001	-	Decreasing	1.233	-66	0	-
MW041	ND	n/a	n/a	n/a	-	Decreasing	0.624	-40	0	-
MW042	ND	n/a	n/a	n/a	-	Inconclusive	1.122	15	0.141	-
MW043	ND	n/a	n/a	n/a	-	Inconclusive	0.769	18	0.082	-
MW047	Decreasing	0.638	-31	0.008	-	Decreasing	0.645	-31	0.008	-
MW048	ND	n/a	n/a	n/a	-	Increasing	0.399	26	0.02	-
MW050	Inconclusive	0.729	-17	0.109	Stable	Inconclusive	0.696	-11	0.223	Stable
MW051	Increasing	0.794	23	0.043	-	Inconclusive	0.73	19	0.082	-
MW052	Decreasing	0.532	-33	0.005	-	Decreasing	0.645	-31	0.008	-
MW053	Increasing	1.346	41	0	-	Increasing	1.542	33	0.005	-
MW054	Inconclusive	0.287	9	0.242	Stable	Increasing	0.631	31	0.002	-
MW057	Increasing	0.22	27	0.02	-	Inconclusive	0.181	1	0.5	Stable
MW058	Inconclusive	0.576	19	0.082	-	Inconclusive	0.567	15	0.141	Stable
MW062	Inconclusive	0.884	-8	0.271	Stable	Inconclusive	0.303	-10	0.223	Stable
MW063	Inconclusive	0.56	5	0.381	Stable	Inconclusive	0.471	1	0.5	Stable
MW079	Increasing	0.553	23	0.043	-	Increasing	0.568	41	0	-
MW107D	Inconclusive	1.422	-1	0.5	-	Inconclusive	0.918	-3	0.431	Stable
MW107I	Inconclusive	1.306	26	0.064	-	Increasing	1.202	29	0.05	-
MW108	Inconclusive	0.904	1	0.54	Stable	Inconclusive	0.866	14	0.09	-
MW109	Inconclusive	0.352	8	0.119	Stable	Inconclusive	0.317	8	0.119	Stable
MW110	Inconclusive	0.673	4	0.36	Stable	Inconclusive	0.686	-8	0.119	Stable
MW111	Inconclusive	0.37	0	0.548	Stable	Inconclusive	0.774	0	0.548	Stable
MW114	ND	n/a	n/a	n/a	-	Increasing	0.371	17	0.031	-
MW143	ND	n/a	n/a	n/a	-	Inconclusive	0.694	-4	0.167	Stable
MW144	ND	n/a	n/a	n/a	-	Inconclusive	0.411	-3	0.375	Stable

Note: 95% Confidence Limits were adopted.

Increasing
Decreasing
Stable (If P>0.1 & CoV <1)
Inconclusive - Insufficient evidence to determine trend
ND - Non-detect, insufficient data points

MW001

Mann-Kendall Trend Test Analysis

User Selected Options	
Date/Time of Computation	ProUCL 5.2 12/08/2024 3:21:45 PM
From File	Rickabys Creek East (MW001, MW114).xls
Full Precision	OFF
Confidence Coefficient	0.95
Level of Significance	0.05

Sum of PFHxS and PFOS (µg/L)

General Statistics

Number of Events Reported (m)	11
Number of Missing Events	0
Number or Reported Events Used	11
Number Values Reported (n)	11
Minimum	0.04
Maximum	0.13
Mean	0.105
Geometric Mean	0.101
Median	0.11
Standard Deviation	0.0238
Coefficient of Variation	0.228

Mann-Kendall Test

M-K Test Value (S)	-21
Tabulated p-value	0.06
Standard Deviation of S	12.32
Standardized Value of S	-1.624
Approximate p-value	0.0522

Insufficient evidence to identify a significant trend at the specified level of significance.

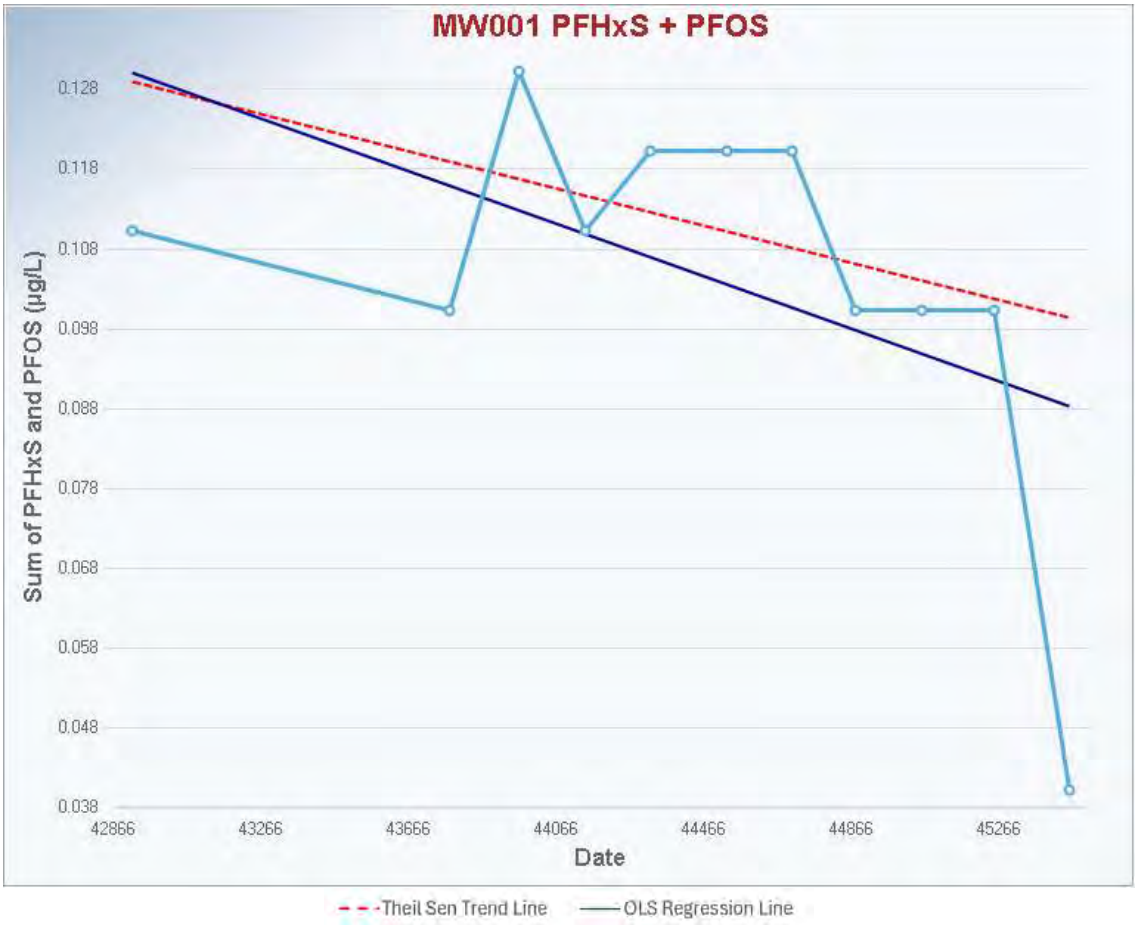

Note: Dates are presented numerically in ProUCL software figures, full data set with sample dates is provided in factual reports in Appendix A.

MW005

Mann-Kendall Trend Test Analysis

User Selected Options	
Date/Time of Computation	ProUCL 5.2 12/08/2024 3:26:54 PM
From File	Rickabys Creek North (MW005, MW111).xls
Full Precision	OFF
Confidence Coefficient	0.95
Level of Significance	0.05

Perfluorooctanoic acid (PFOA) (µg/L)

General Statistics

Number of Events Reported (m)	11
Number of Missing Events	0
Number or Reported Events Used	11
Number Values Reported (n)	11
Minimum	0.01
Maximum	0.18
Mean	0.0291
Geometric Mean	0.0151
Median	0.01
Standard Deviation	0.0515
Coefficient of Variation	1.769

Mann-Kendall Test

M-K Test Value (S)	-19
Tabulated p-value	0.082
Standard Deviation of S	8.544
Standardized Value of S	-2.107
Approximate p-value	0.0176

Insufficient evidence to identify a significant trend at the specified level of significance.

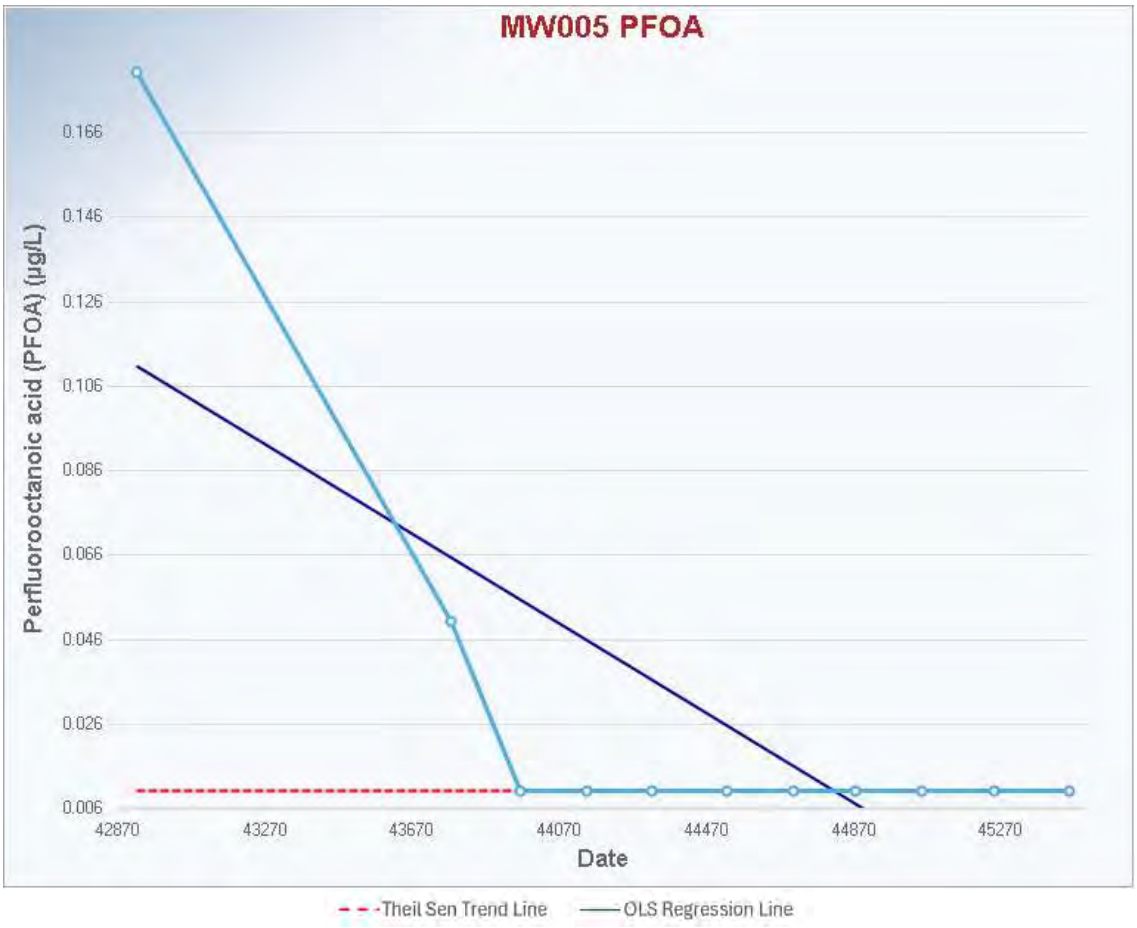

Note: Dates are presented numerically in ProUCL software figures, full data set with sample dates is provided in factual reports in Appendix A.

MW005

Mann-Kendall Trend Test Analysis

User Selected Options	
Date/Time of Computation	ProUCL 5.2 12/08/2024 3:28:04 PM
From File	Rickabys Creek North (MW005, MW111).xls
Full Precision	OFF
Confidence Coefficient	0.95
Level of Significance	0.05

Sum of PFHxS and PFOS (µg/L)

General Statistics

Number of Events Reported (m)	11
Number of Missing Events	0
Number or Reported Events Used	11
Number Values Reported (n)	11
Minimum	0.06
Maximum	9.13
Mean	1.058
Geometric Mean	0.232
Median	0.14
Standard Deviation	2.688
Coefficient of Variation	2.54

Mann-Kendall Test

M-K Test Value (S)	-44
Tabulated p-value	0
Standard Deviation of S	12.73
Standardized Value of S	-3.378
Approximate p-value	3.6455E-4

Statistically significant evidence of a decreasing trend at the specified level of significance.

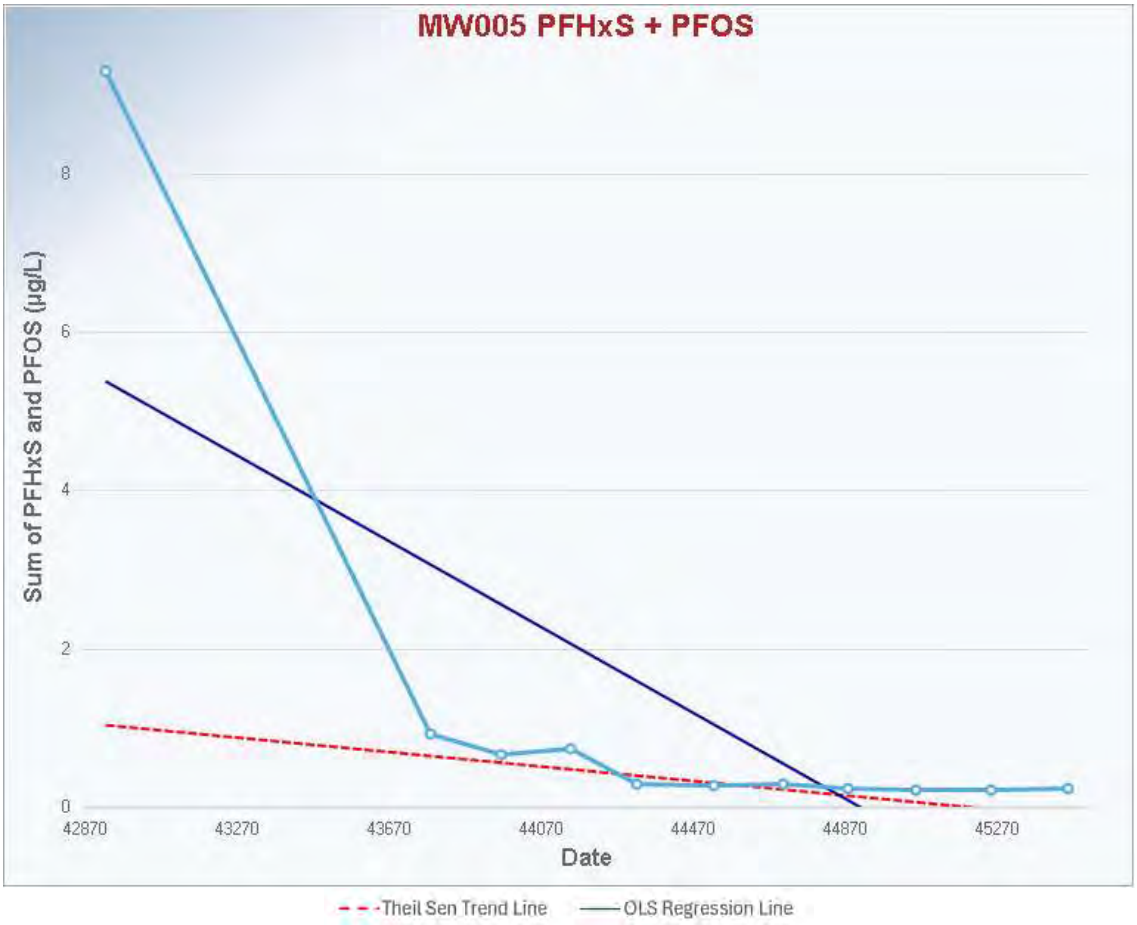

Note: Dates are presented numerically in ProUCL software figures, full data set with sample dates is provided in factual reports in Appendix A.

MW007

Mann-Kendall Trend Test Analysis

User Selected Options	
Date/Time of Computation	ProUCL 5.2 12/08/2024 3:32:29 PM
From File	South Boundary (MW007, MW041, MW042, MW043).xls
Full Precision	OFF
Confidence Coefficient	0.95
Level of Significance	0.05

Sum of PFHxS and PFOS (µg/L)

General Statistics

Number of Events Reported (m)	11
Number of Missing Events	0
Number or Reported Events Used	11
Number Values Reported (n)	11
Minimum	0.01
Maximum	0.27
Mean	0.0936
Geometric Mean	0.0648
Median	0.08
Standard Deviation	0.0807
Coefficient of Variation	0.861

Mann-Kendall Test

M-K Test Value (S)	3
Tabulated p-value	0.44
Standard Deviation of S	12.77
Standardized Value of S	0.157
Approximate p-value	0.438

Insufficient evidence to identify a significant trend at the specified level of significance.

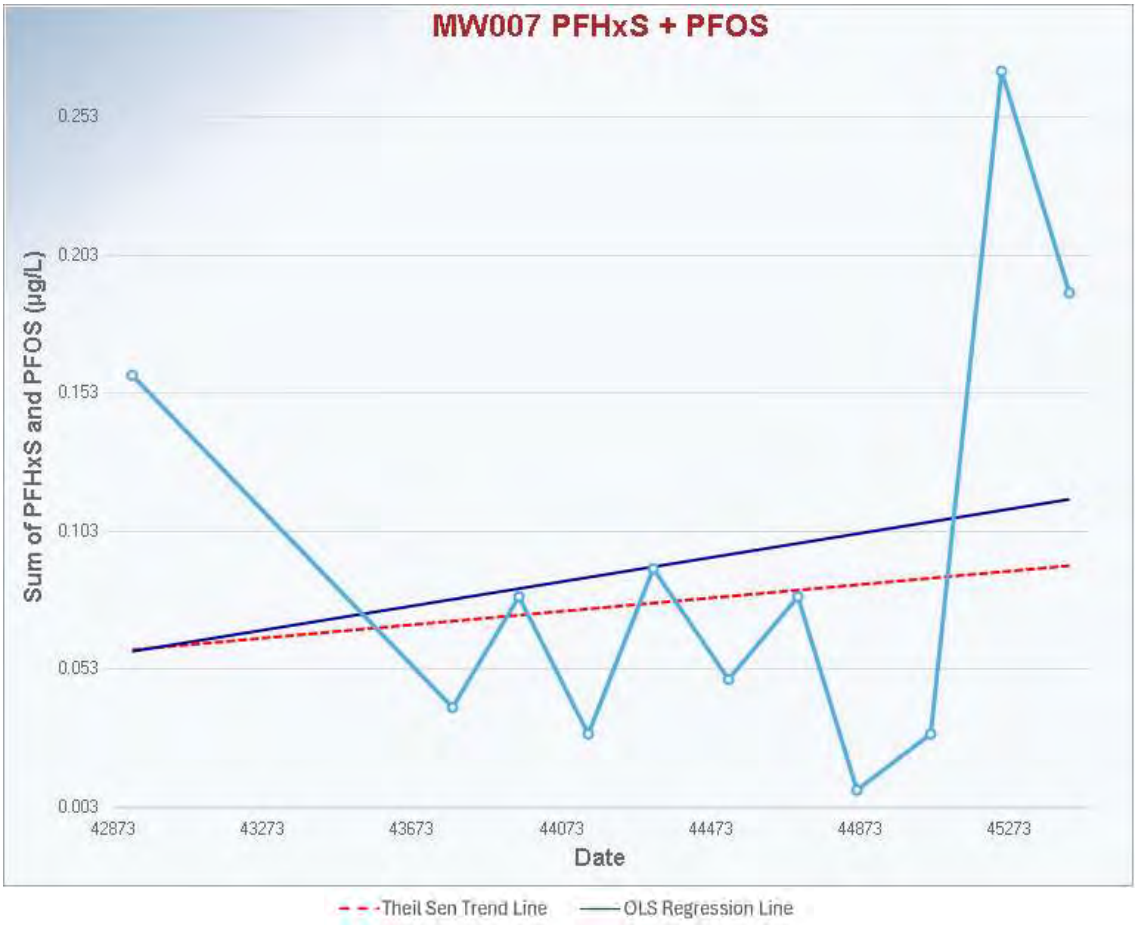

Note: Dates are presented numerically in ProUCL software figures, full data set with sample dates is provided in factual reports in Appendix A.

MW008

Mann-Kendall Trend Test Analysis

User Selected Options	
Date/Time of Computation	ProUCL 5.2 12/08/2024 2:23:21 PM
From File	FFTG & West (MW008, MW009, MW010, MW040, MW079).xls
Full Precision	OFF
Confidence Coefficient	0.95
Level of Significance	0.05

Sum of PFHxS and PFOS (µg/L)

General Statistics

Number of Events Reported (m)	11
Number of Missing Events	0
Number or Reported Events Used	11
Number Values Reported (n)	11
Minimum	0.16
Maximum	0.68
Mean	0.342
Geometric Mean	0.306
Median	0.28
Standard Deviation	0.177
Coefficient of Variation	0.518

Mann-Kendall Test

M-K Test Value (S)	13
Tabulated p-value	0.179
Standard Deviation of S	12.77
Standardized Value of S	0.94
Approximate p-value	0.174

Insufficient evidence to identify a significant trend at the specified level of significance.

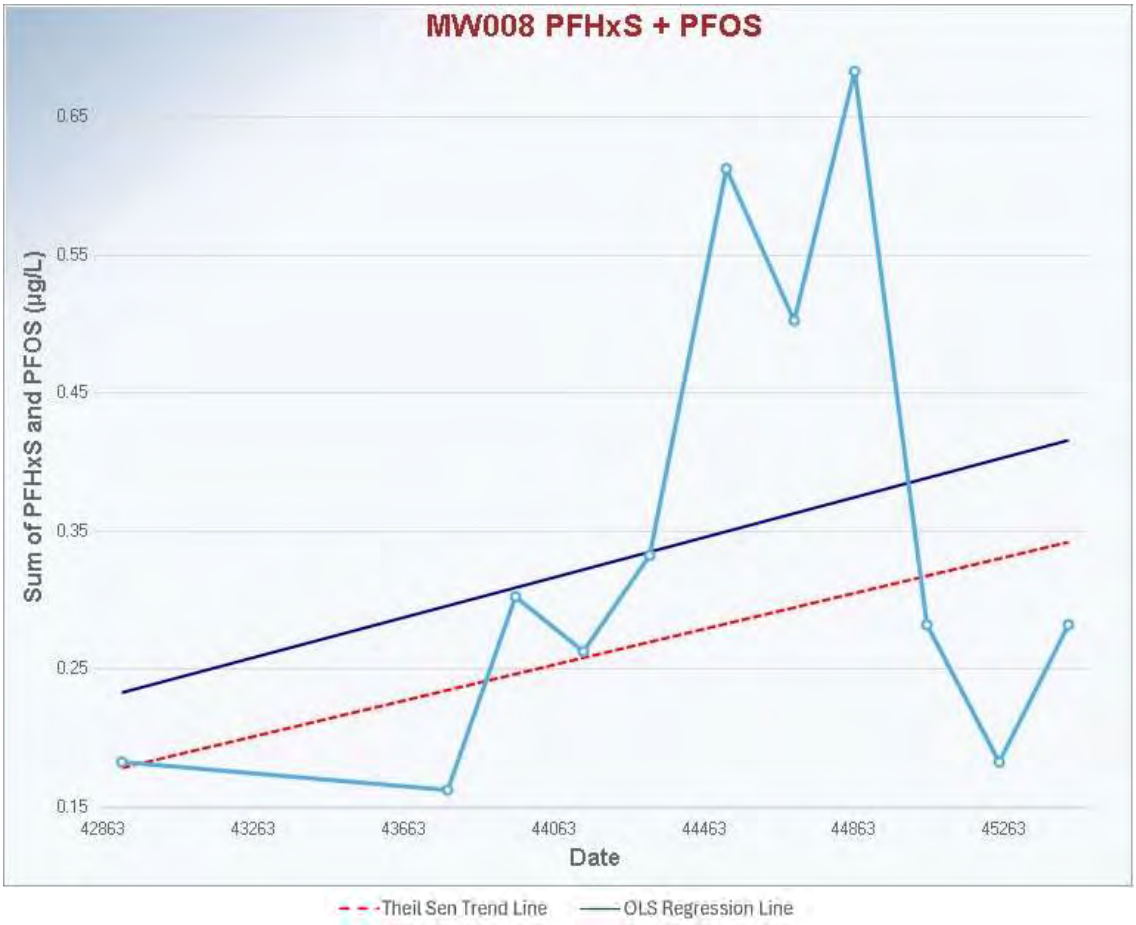

Note: Dates are presented numerically in ProUCL software figures, full data set with sample dates is provided in factual reports in Appendix A.

MW009

Mann-Kendall Trend Test Analysis

User Selected Options	
Date/Time of Computation	ProUCL 5.2 12/08/2024 2:28:32 PM
From File	FFTG & West (MW008, MW009, MW010, MW040, MW079)_a.xls
Full Precision	OFF
Confidence Coefficient	0.95
Level of Significance	0.05

Sum of PFHxS and PFOS (µg/L)

General Statistics

Number of Events Reported (m)	8
Number of Missing Events	0
Number or Reported Events Used	8
Number Values Reported (n)	8
Minimum	0.06
Maximum	0.18
Mean	0.118
Geometric Mean	0.108
Median	0.115
Standard Deviation	0.0492
Coefficient of Variation	0.419

Mann-Kendall Test

M-K Test Value (S)	-16
Tabulated p-value	0.031
Standard Deviation of S	7.958
Standardized Value of S	-1.885
Approximate p-value	0.0297

Statistically significant evidence of a decreasing trend at the specified level of significance.

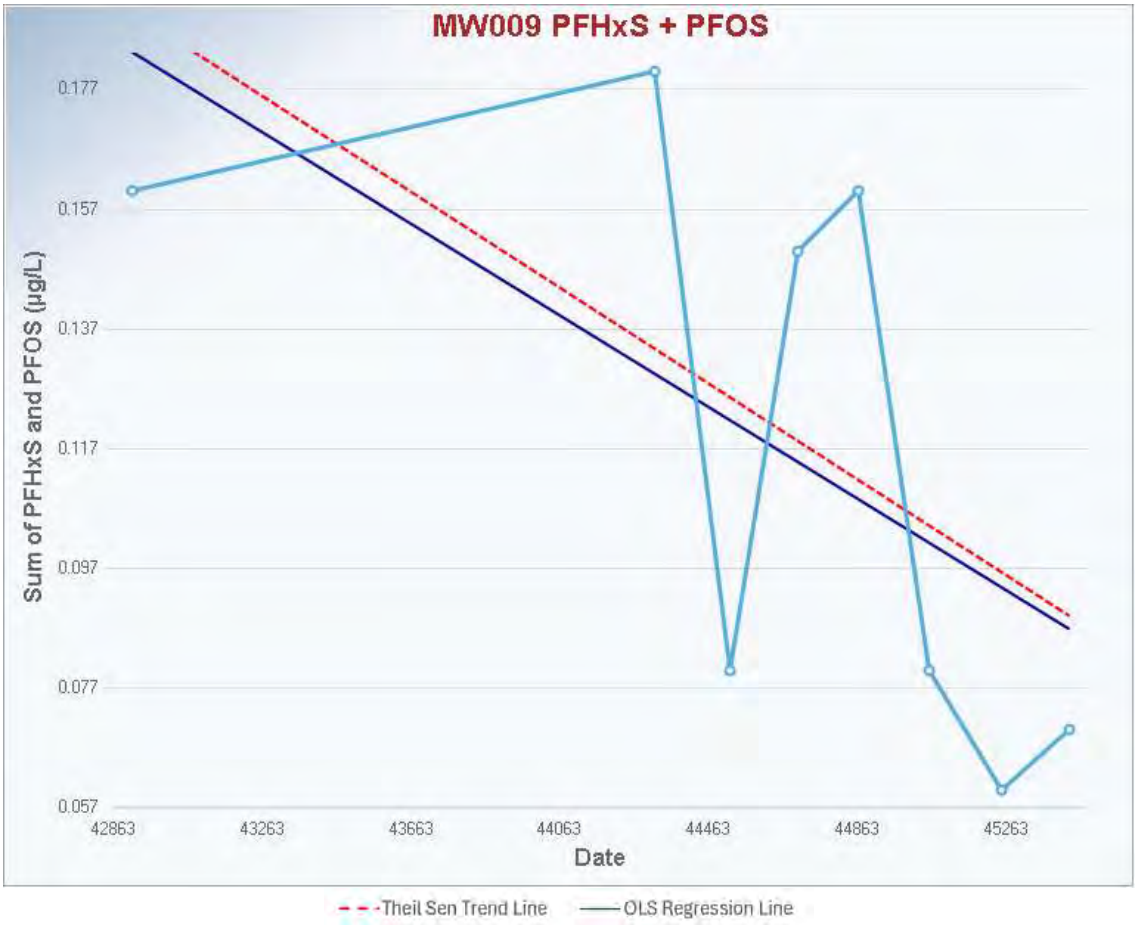

Note: Dates are presented numerically in ProUCL software figures, full data set with sample dates is provided in factual reports in Appendix A.

MW010

Mann-Kendall Trend Test Analysis

User Selected Options	
Date/Time of Computation	ProUCL 5.2 12/08/2024 2:32:12 PM
From File	FFTG & West (MW008, MW009, MW010, MW040, MW079)_b.xls
Full Precision	OFF
Confidence Coefficient	0.95
Level of Significance	0.05

Perfluorooctanoic acid (PFOA) (µg/L)

General Statistics

Number of Events Reported (m)	11
Number of Missing Events	0
Number or Reported Events Used	11
Number Values Reported (n)	11
Minimum	0.01
Maximum	0.32
Mean	0.0991
Geometric Mean	0.0428
Median	0.03
Standard Deviation	0.115
Coefficient of Variation	1.158

Mann-Kendall Test

M-K Test Value (S)	-3
Tabulated p-value	0.44
Standard Deviation of S	12.5
Standardized Value of S	-0.16
Approximate p-value	0.436

Insufficient evidence to identify a significant trend at the specified level of significance.

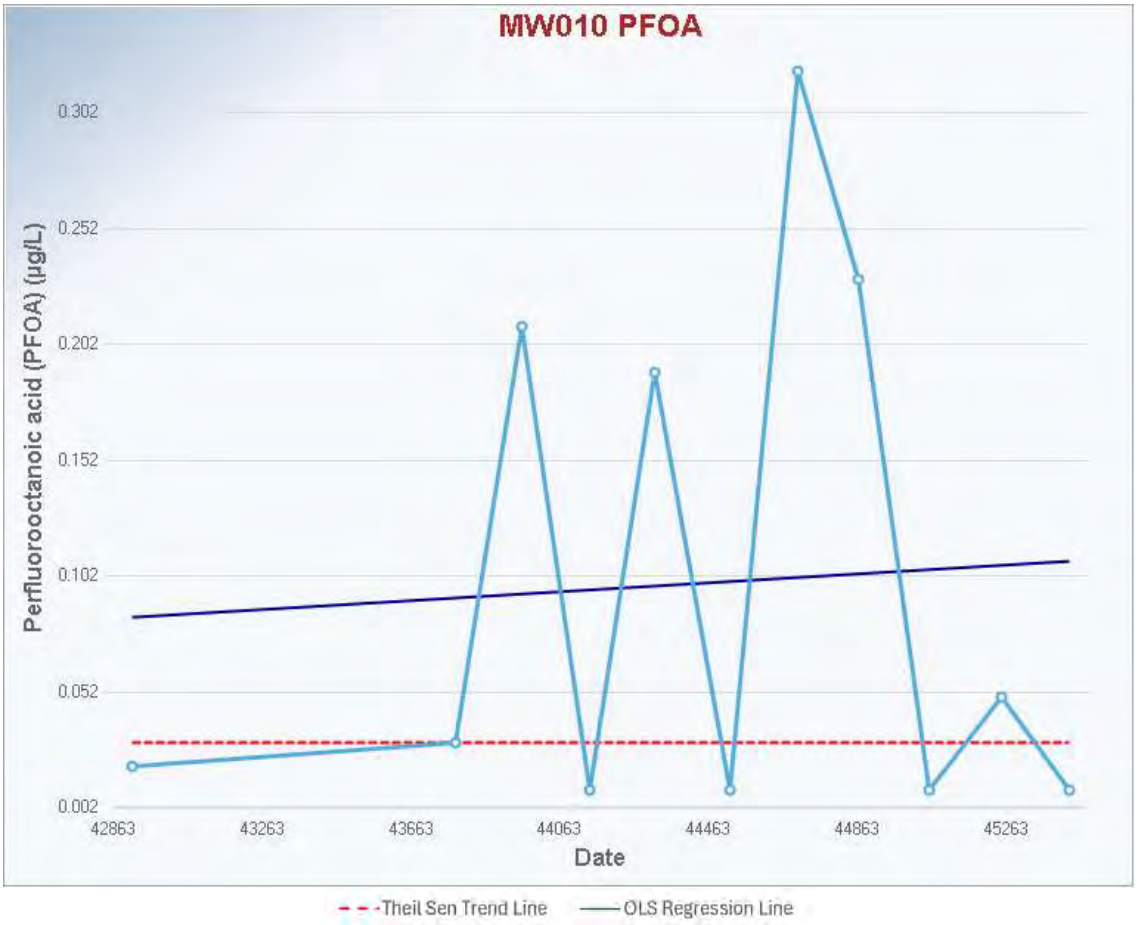

Note: Dates are presented numerically in ProUCL software figures, full data set with sample dates is provided in factual reports in Appendix A.

MW010

Mann-Kendall Trend Test Analysis

User Selected Options	
Date/Time of Computation	ProUCL 5.2 12/08/2024 2:30:54 PM
From File	FFTG & West (MW008, MW009, MW010, MW040, MW079)_b.xls
Full Precision	OFF
Confidence Coefficient	0.95
Level of Significance	0.05

Sum of PFHxS and PFOS (µg/L)

General Statistics

Number of Events Reported (m)	11
Number of Missing Events	0
Number or Reported Events Used	11
Number Values Reported (n)	11
Minimum	0.25
Maximum	11
Mean	3.796
Geometric Mean	1.556
Median	1.29
Standard Deviation	4.387
Coefficient of Variation	1.156

Mann-Kendall Test

M-K Test Value (S)	-13
Tabulated p-value	0.179
Standard Deviation of S	12.85
Standardized Value of S	-0.934
Approximate p-value	0.175

Insufficient evidence to identify a significant trend at the specified level of significance.

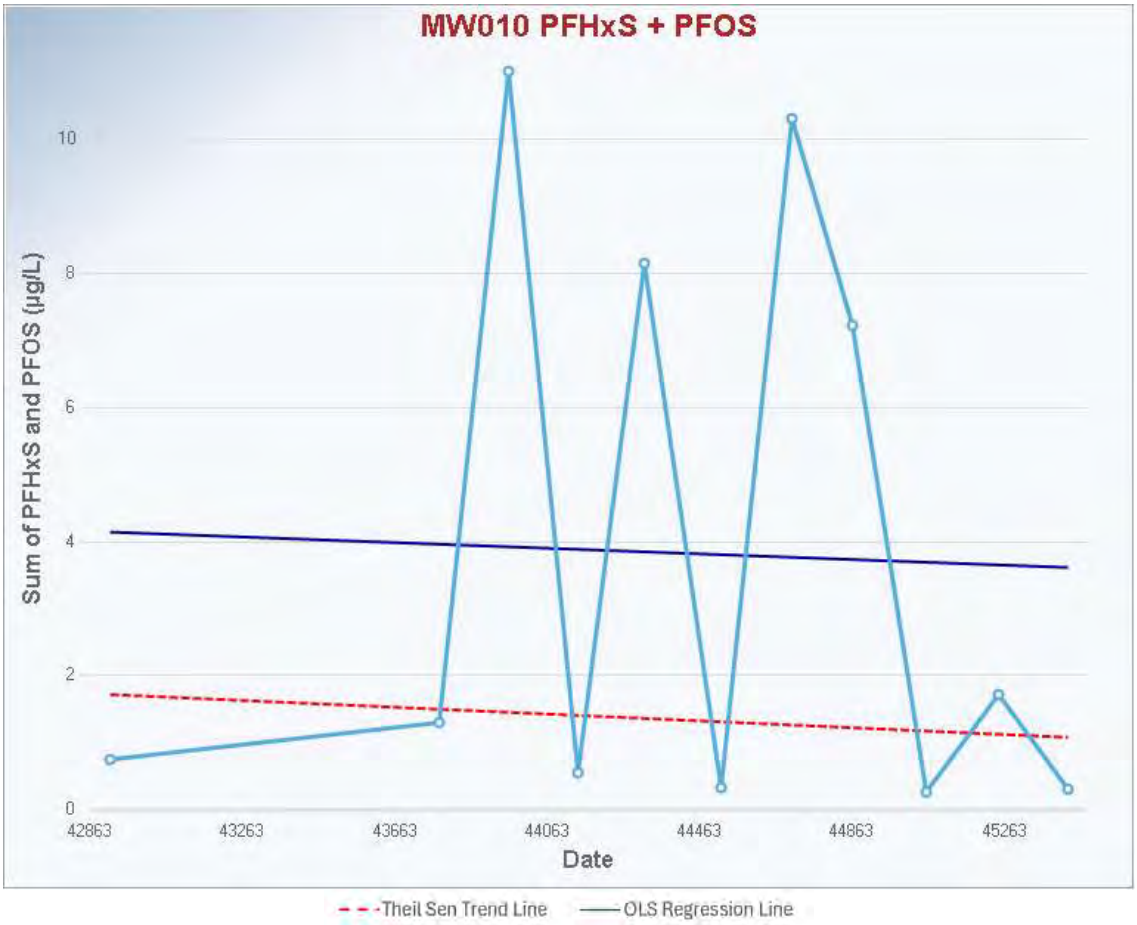

Note: Dates are presented numerically in ProUCL software figures, full data set with sample dates is provided in factual reports in Appendix A.

MW021

Mann-Kendall Trend Test Analysis

User Selected Options	
Date/Time of Computation	ProUCL 5.2 12/08/2024 1:50:02 PM
From File	Bakers Lagoon (STP) (MW021, MW022, MW023, MW109, MW110).xls
Full Precision	OFF
Confidence Coefficient	0.95
Level of Significance	0.05

Perfluorooctanoic acid (PFOA) (µg/L)

General Statistics

Number of Events Reported (m)	11
Number of Missing Events	0
Number or Reported Events Used	11
Number Values Reported (n)	11
Minimum	0.11
Maximum	0.55
Mean	0.353
Geometric Mean	0.325
Median	0.38
Standard Deviation	0.13
Coefficient of Variation	0.37

Mann-Kendall Test

M-K Test Value (S)	-29
Tabulated p-value	0.013
Standard Deviation of S	12.85
Standardized Value of S	-2.18
Approximate p-value	0.0146

Statistically significant evidence of a decreasing trend at the specified level of significance.

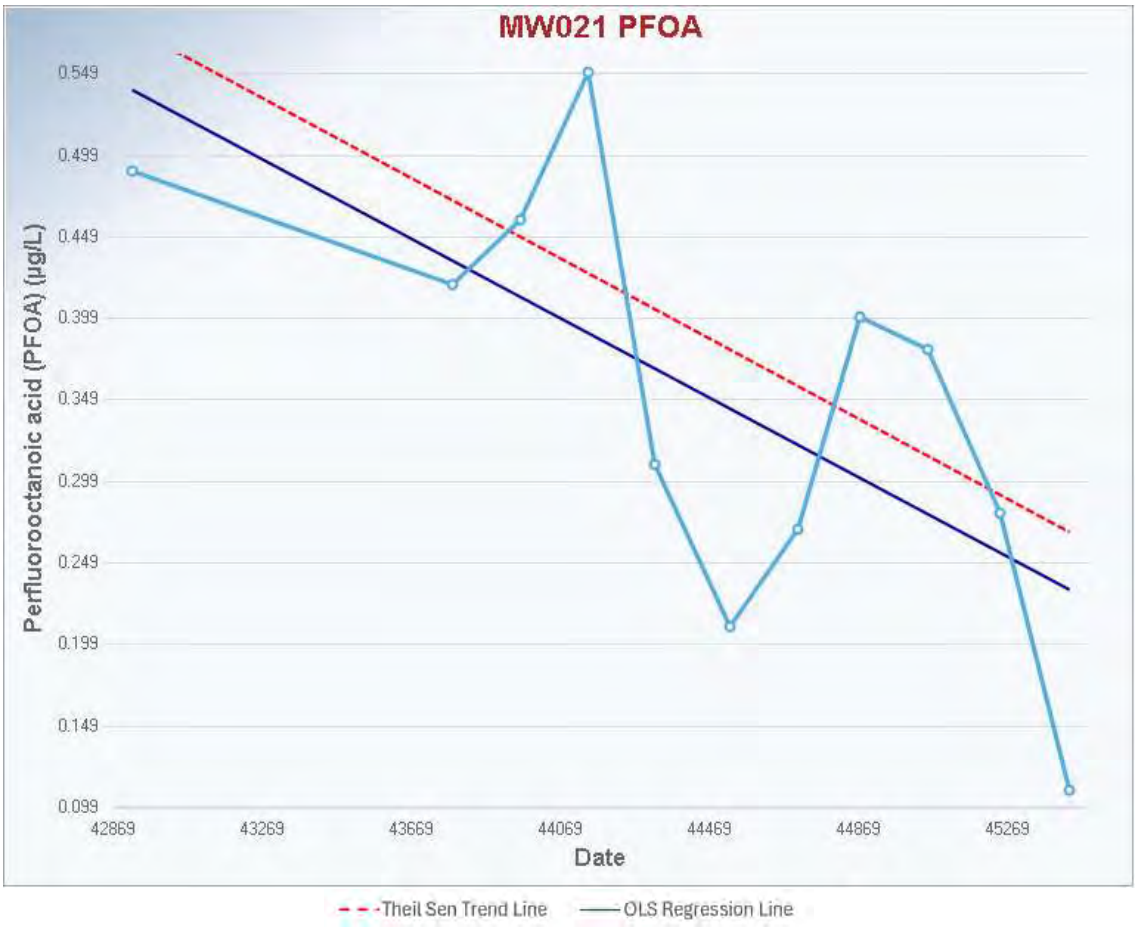

Note: Dates are presented numerically in ProUCL software figures, full data set with sample dates is provided in factual reports in Appendix A.

MW021

Mann-Kendall Trend Test Analysis

User Selected Options	
Date/Time of Computation	ProUCL 5.2 12/08/2024 1:48:36 PM
From File	Bakers Lagoon (STP) (MW021, MW022, MW023, MW109, MW110).xls
Full Precision	OFF
Confidence Coefficient	0.95
Level of Significance	0.05

Sum of PFHxS and PFOS (µg/L)

General Statistics

Number of Events Reported (m)	11
Number of Missing Events	0
Number or Reported Events Used	11
Number Values Reported (n)	11
Minimum	2.71
Maximum	15.2
Mean	7.595
Geometric Mean	6.872
Median	6.87
Standard Deviation	3.539
Coefficient of Variation	0.466

Mann-Kendall Test

M-K Test Value (S)	-29
Tabulated p-value	0.013
Standard Deviation of S	12.85
Standardized Value of S	-2.18
Approximate p-value	0.0146

Statistically significant evidence of a decreasing trend at the specified level of significance.

Note: Dates are presented numerically in ProUCL software figures, full data set with sample dates is provided in factual reports in Appendix A.

MW022

Mann-Kendall Trend Test Analysis

User Selected Options	
Date/Time of Computation	ProUCL 5.2 12/08/2024 1:52:24 PM
From File	Bakers Lagoon (STP) (MW021, MW022, MW023, MW109, MW110)_a.xls
Full Precision	OFF
Confidence Coefficient	0.95
Level of Significance	0.05

Perfluorooctanoic acid (PFOA) (µg/L)

General Statistics

Number of Events Reported (m)	11
Number of Missing Events	0
Number or Reported Events Used	11
Number Values Reported (n)	11
Minimum	0.06
Maximum	1.1
Mean	0.408
Geometric Mean	0.246
Median	0.37
Standard Deviation	0.371
Coefficient of Variation	0.908

Mann-Kendall Test

M-K Test Value (S)	-23
Tabulated p-value	0.043
Standard Deviation of S	12.85
Standardized Value of S	-1.713
Approximate p-value	0.0434

Statistically significant evidence of a decreasing trend at the specified level of significance.

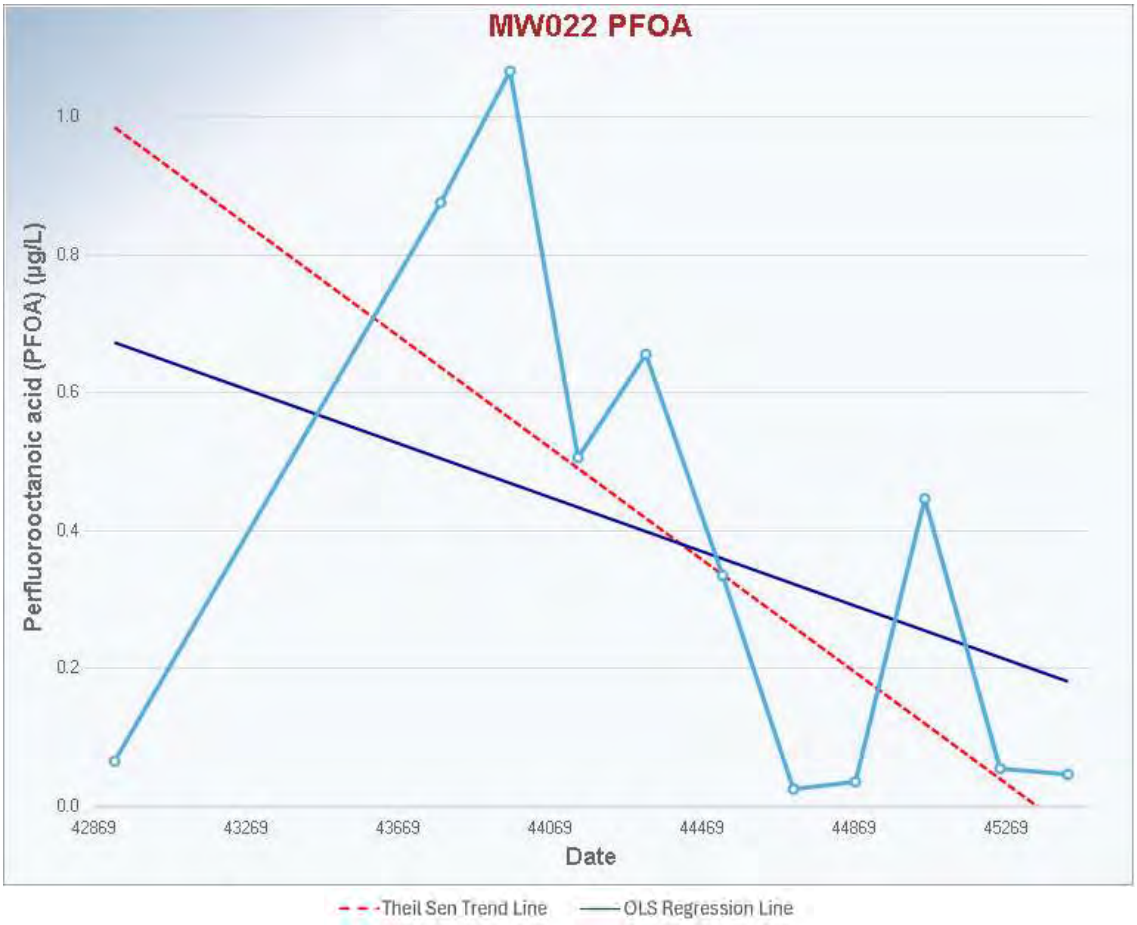

Note: Dates are presented numerically in ProUCL software figures, full data set with sample dates is provided in factual reports in Appendix A.

MW022

Mann-Kendall Trend Test Analysis

User Selected Options	
Date/Time of Computation	ProUCL 5.2 12/08/2024 1:53:26 PM
From File	Bakers Lagoon (STP) (MW021, MW022, MW023, MW109, MW110)_a.xls
Full Precision	OFF
Confidence Coefficient	0.95
Level of Significance	0.05

Sum of PFHxS and PFOS (µg/L)

General Statistics

Number of Events Reported (m)	11
Number of Missing Events	0
Number or Reported Events Used	11
Number Values Reported (n)	11
Minimum	3.38
Maximum	40
Mean	14.3
Geometric Mean	10.15
Median	10.7
Standard Deviation	11.85
Coefficient of Variation	0.828

Mann-Kendall Test

M-K Test Value (S)	-29
Tabulated p-value	0.013
Standard Deviation of S	12.85
Standardized Value of S	-2.18
Approximate p-value	0.0146

Statistically significant evidence of a decreasing trend at the specified level of significance.

Note: Dates are presented numerically in ProUCL software figures, full data set with sample dates is provided in factual reports in Appendix A.

MW023

Mann-Kendall Trend Test Analysis

User Selected Options	
Date/Time of Computation	ProUCL 5.2 12/08/2024 1:56:07 PM
From File	Bakers Lagoon (STP) (MW021, MW022, MW023, MW109, MW110)_b.xls
Full Precision	OFF
Confidence Coefficient	0.95
Level of Significance	0.05

Perfluorooctanoic acid (PFOA) (µg/L)

General Statistics

Number of Events Reported (m)	11
Number of Missing Events	0
Number or Reported Events Used	11
Number Values Reported (n)	11
Minimum	0.01
Maximum	0.02
Mean	0.0109
Geometric Mean	0.0107
Median	0.01
Standard Deviation	0.00302
Coefficient of Variation	0.276

Mann-Kendall Test

M-K Test Value (S)	-6
Tabulated p-value	0.324
Standard Deviation of S	6.325
Standardized Value of S	-0.791
Approximate p-value	0.215

Insufficient evidence to identify a significant trend at the specified level of significance.

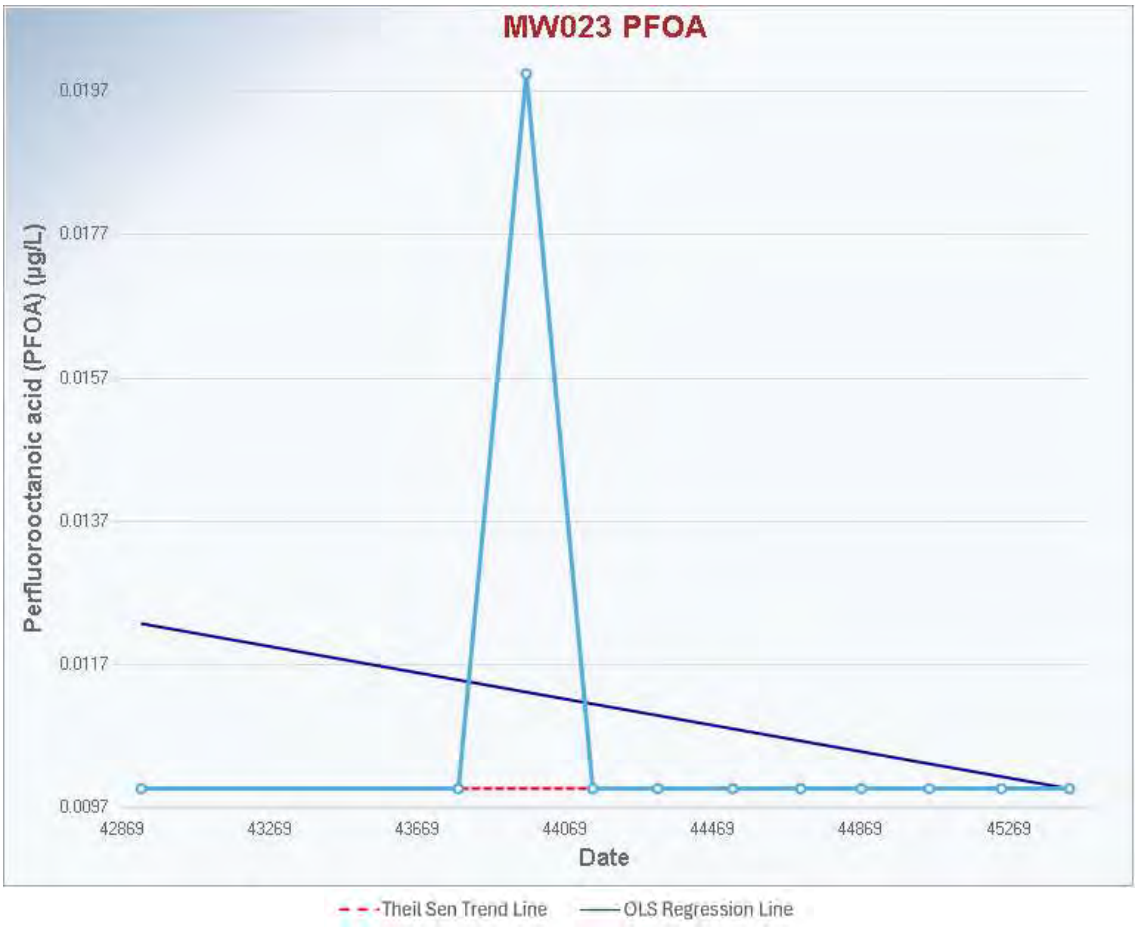

Note: Dates are presented numerically in ProUCL software figures, full data set with sample dates is provided in factual reports in Appendix A.

MW023

Mann-Kendall Trend Test Analysis

User Selected Options	
Date/Time of Computation	ProUCL 5.2 12/08/2024 1:54:44 PM
From File	Bakers Lagoon (STP) (MW021, MW022, MW023, MW109, MW110)_b.xls
Full Precision	OFF
Confidence Coefficient	0.95
Level of Significance	0.05

Sum of PFHxS and PFOS (µg/L)

General Statistics

Number of Events Reported (m)	11
Number of Missing Events	0
Number or Reported Events Used	11
Number Values Reported (n)	11
Minimum	0.05
Maximum	0.66
Mean	0.209
Geometric Mean	0.163
Median	0.17
Standard Deviation	0.172
Coefficient of Variation	0.822

Mann-Kendall Test

M-K Test Value (S)	-11
Tabulated p-value	0.223
Standard Deviation of S	12.77
Standardized Value of S	-0.783
Approximate p-value	0.217

Insufficient evidence to identify a significant trend at the specified level of significance.

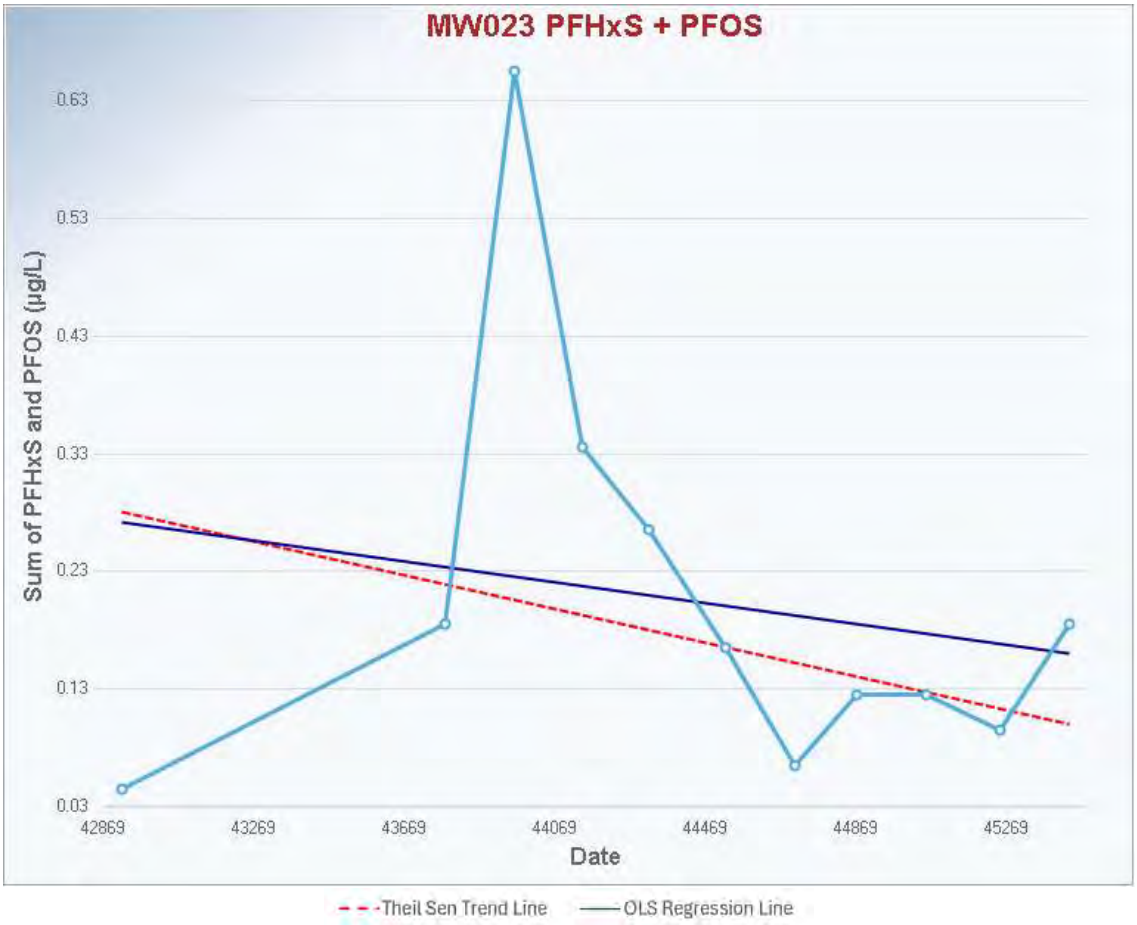

Note: Dates are presented numerically in ProUCL software figures, full data set with sample dates is provided in factual reports in Appendix A.

MW024

Mann-Kendall Trend Test Analysis

User Selected Options	
Date/Time of Computation	ProUCL 5.2 12/08/2024 2:41:35 PM
From File	FS & Hanger 54 (MW024, MW025, MW028, MW062, MW063).xls
Full Precision	OFF
Confidence Coefficient	0.95
Level of Significance	0.05

Sum of PFHxS and PFOS (µg/L)

General Statistics

Number of Events Reported (m)	11
Number of Missing Events	0
Number or Reported Events Used	11
Number Values Reported (n)	11
Minimum	0.04
Maximum	1.33
Mean	0.535
Geometric Mean	0.314
Median	0.48
Standard Deviation	0.451
Coefficient of Variation	0.844

Mann-Kendall Test

M-K Test Value (S)	28
Tabulated p-value	0.013
Standard Deviation of S	12.81
Standardized Value of S	2.108
Approximate p-value	0.0175

Statistically significant evidence of an increasing trend at the specified level of significance.

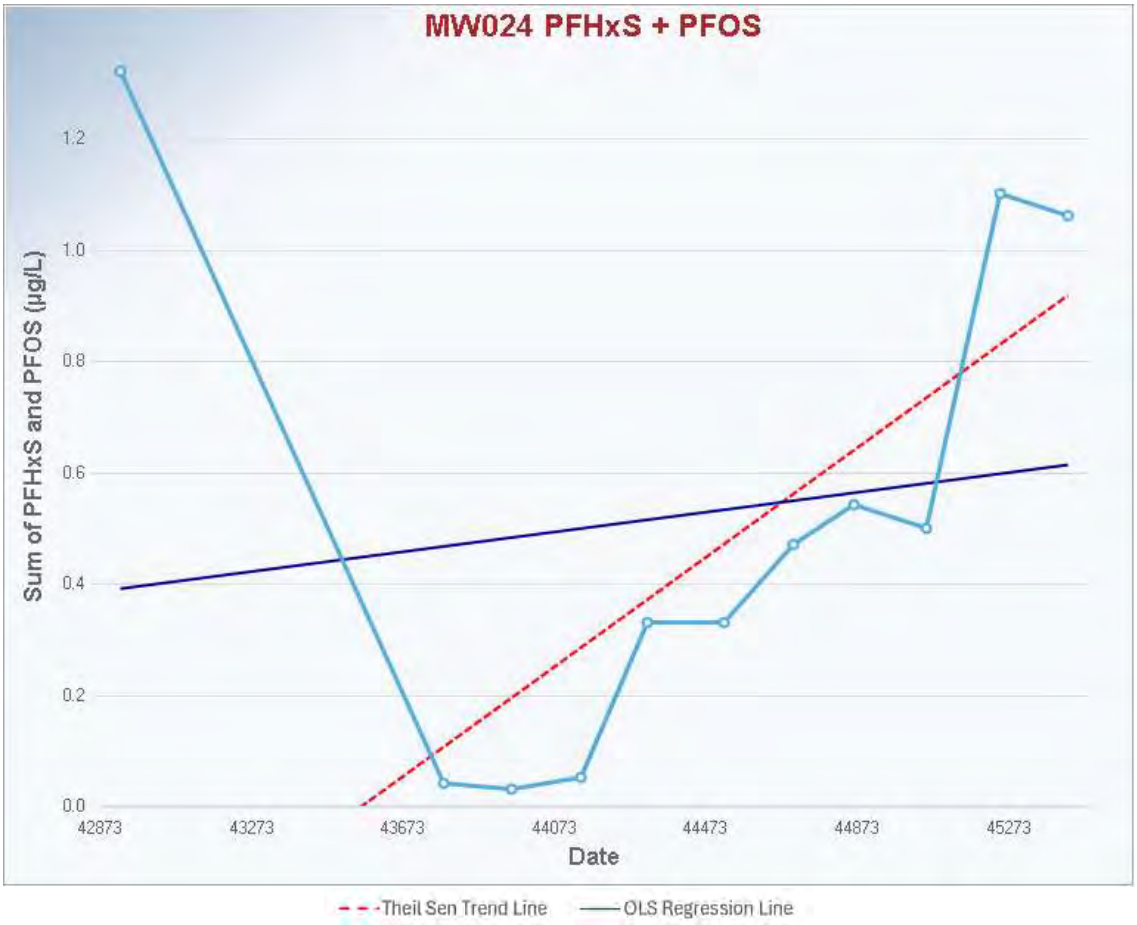

Note: Dates are presented numerically in ProUCL software figures, full data set with sample dates is provided in factual reports in Appendix A.

MW025

Mann-Kendall Trend Test Analysis

User Selected Options	
Date/Time of Computation	ProUCL 5.2 12/08/2024 2:44:30 PM
From File	FS & Hanger 54 (MW024, MW025, MW028, MW062, MW063)_a.xls
Full Precision	OFF
Confidence Coefficient	0.95
Level of Significance	0.05

Sum of PFHxS and PFOS (µg/L)

General Statistics

Number of Events Reported (m)	11
Number of Missing Events	0
Number or Reported Events Used	11
Number Values Reported (n)	11
Minimum	0.03
Maximum	0.15
Mean	0.0691
Geometric Mean	0.0608
Median	0.05
Standard Deviation	0.0401
Coefficient of Variation	0.581

Mann-Kendall Test

M-K Test Value (S)	5
Tabulated p-value	0.381
Standard Deviation of S	12.66
Standardized Value of S	0.316
Approximate p-value	0.376

Insufficient evidence to identify a significant trend at the specified level of significance.

Note: Dates are presented numerically in ProUCL software figures, full data set with sample dates is provided in factual reports in Appendix A.

MW028

Mann-Kendall Trend Test Analysis

User Selected Options	
Date/Time of Computation	ProUCL 5.2 20/08/2024 1:53:21 PM
From File	FS & Hanger 54 (MW024, MW025, MW028, MW062, MW063)_b.xls
Full Precision	OFF
Confidence Coefficient	0.95
Level of Significance	0.05

Perfluorooctanoic acid (PFOA) (µg/L)

General Statistics

Number of Events Reported (m)	11
Number of Missing Events	0
Number or Reported Events Used	11
Number Values Reported (n)	11
Minimum	0.01
Maximum	0.4
Mean	0.167
Geometric Mean	0.12
Median	0.14
Standard Deviation	0.118
Coefficient of Variation	0.708

Mann-Kendall Test

M-K Test Value (S)	37
Tabulated p-value	0.002
Standard Deviation of S	12.77
Standardized Value of S	2.82
Approximate p-value	0.0024

Statistically significant evidence of an increasing trend at the specified level of significance.

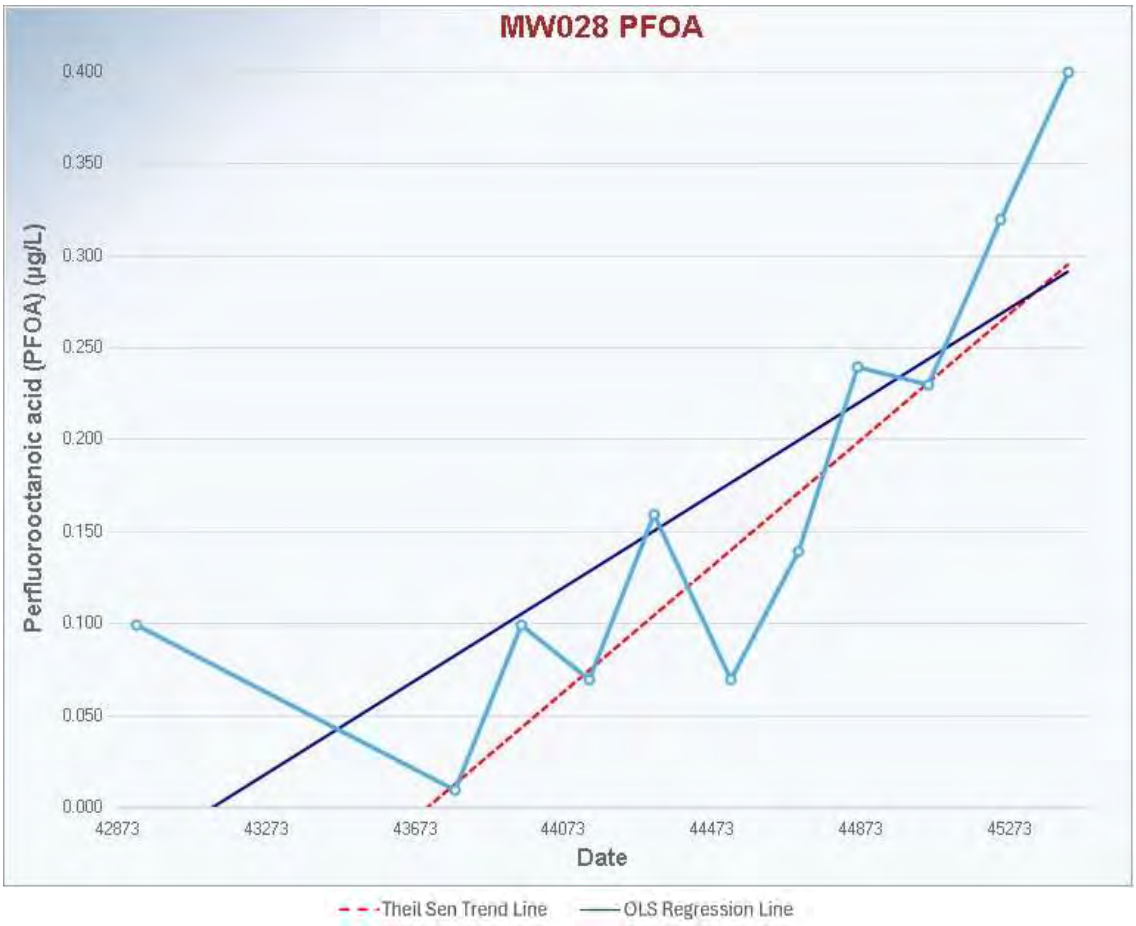

Note: Dates are presented numerically in ProUCL software figures, full data set with sample dates is provided in factual reports in Appendix A.

MW028

Mann-Kendall Trend Test Analysis

User Selected Options	
Date/Time of Computation	ProUCL 5.2 20/08/2024 1:56:10 PM
From File	FS & Hanger 54 (MW024, MW025, MW028, MW062, MW063)_b.xls
Full Precision	OFF
Confidence Coefficient	0.95
Level of Significance	0.05

Sum of PFHxS and PFOS (µg/L)

General Statistics

Number of Events Reported (m)	11
Number of Missing Events	0
Number or Reported Events Used	11
Number Values Reported (n)	11
Minimum	0.34
Maximum	16.6
Mean	9.732
Geometric Mean	7.374
Median	9.82
Standard Deviation	4.641
Coefficient of Variation	0.477

Mann-Kendall Test

M-K Test Value (S)	31
Tabulated p-value	0.008
Standard Deviation of S	12.85
Standardized Value of S	2.335
Approximate p-value	0.00976

Statistically significant evidence of an increasing trend at the specified level of significance.

Note: Dates are presented numerically in ProUCL software figures, full data set with sample dates is provided in factual reports in Appendix A.

MW030

Mann-Kendall Trend Test Analysis

User Selected Options	
Date/Time of Computation	ProUCL 5.2 20/08/2024 2:28:57 PM
From File	Northwest Boundary (MW030, MW053, MW054, MW057, MW058, MW107D, MW107I, MW108).xls
Full Precision	OFF
Confidence Coefficient	0.95
Level of Significance	0.05

Perfluorooctanoic acid (PFOA) (µg/L)

General Statistics	
Number of Events Reported (m)	12
Number of Missing Events	0
Number or Reported Events Used	12
Number Values Reported (n)	12
Minimum	0.04
Maximum	0.3
Mean	0.145
Geometric Mean	0.125
Median	0.145
Standard Deviation	0.0745
Coefficient of Variation	0.514

Mann-Kendall Test	
M-K Test Value (S)	-16
Tabulated p-value	0.155
Standard Deviation of S	14.51
Standardized Value of S	-1.033
Approximate p-value	0.151

Insufficient evidence to identify a significant trend at the specified level of significance.

Note: Dates are presented numerically in ProUCL software figures, full data set with sample dates is provided in factual reports in Appendix A.

MW030

Mann-Kendall Trend Test Analysis

User Selected Options	
Date/Time of Computation	ProUCL 5.2 12/08/2024 2:55:12 PM
From File	Northwest Boundary (MW030, MW053, MW054, MW057, MW058, MW107D, MW107I, MW108).xls
Full Precision	OFF
Confidence Coefficient	0.95
Level of Significance	0.05

Sum of PFHxS and PFOS (µg/L)

General Statistics	
Number of Events Reported (m)	12
Number of Missing Events	0
Number or Reported Events Used	12
Number Values Reported (n)	12
Minimum	0.88
Maximum	5.03
Mean	2.989
Geometric Mean	2.605
Median	3.015
Standard Deviation	1.435
Coefficient of Variation	0.48

Mann-Kendall Test	
M-K Test Value (S)	-26
Tabulated p-value	0.043
Standard Deviation of S	14.58
Standardized Value of S	-1.714
Approximate p-value	0.0432

Statistically significant evidence of a decreasing trend at the specified level of significance.

Note: Dates are presented numerically in ProUCL software figures, full data set with sample dates is provided in factual reports in Appendix A.

MW040

Mann-Kendall Trend Test Analysis

User Selected Options	
Date/Time of Computation	ProUCL 5.2 12/08/2024 2:33:25 PM
From File	FFTG & West (MW008, MW009, MW010, MW040, MW079)_c.xls
Full Precision	OFF
Confidence Coefficient	0.95
Level of Significance	0.05

Perfluorooctanoic acid (PFOA) (µg/L)

General Statistics

Number of Events Reported (m)	13
Number of Missing Events	0
Number or Reported Events Used	13
Number Values Reported (n)	13
Minimum	0.59
Maximum	9.46
Mean	2.76
Geometric Mean	1.972
Median	1.38
Standard Deviation	2.705
Coefficient of Variation	0.98

Mann-Kendall Test

M-K Test Value (S)	-48
Tabulated p-value	0.001
Standard Deviation of S	16.39
Standardized Value of S	-2.867
Approximate p-value	0.00207

Statistically significant evidence of a decreasing trend at the specified level of significance.

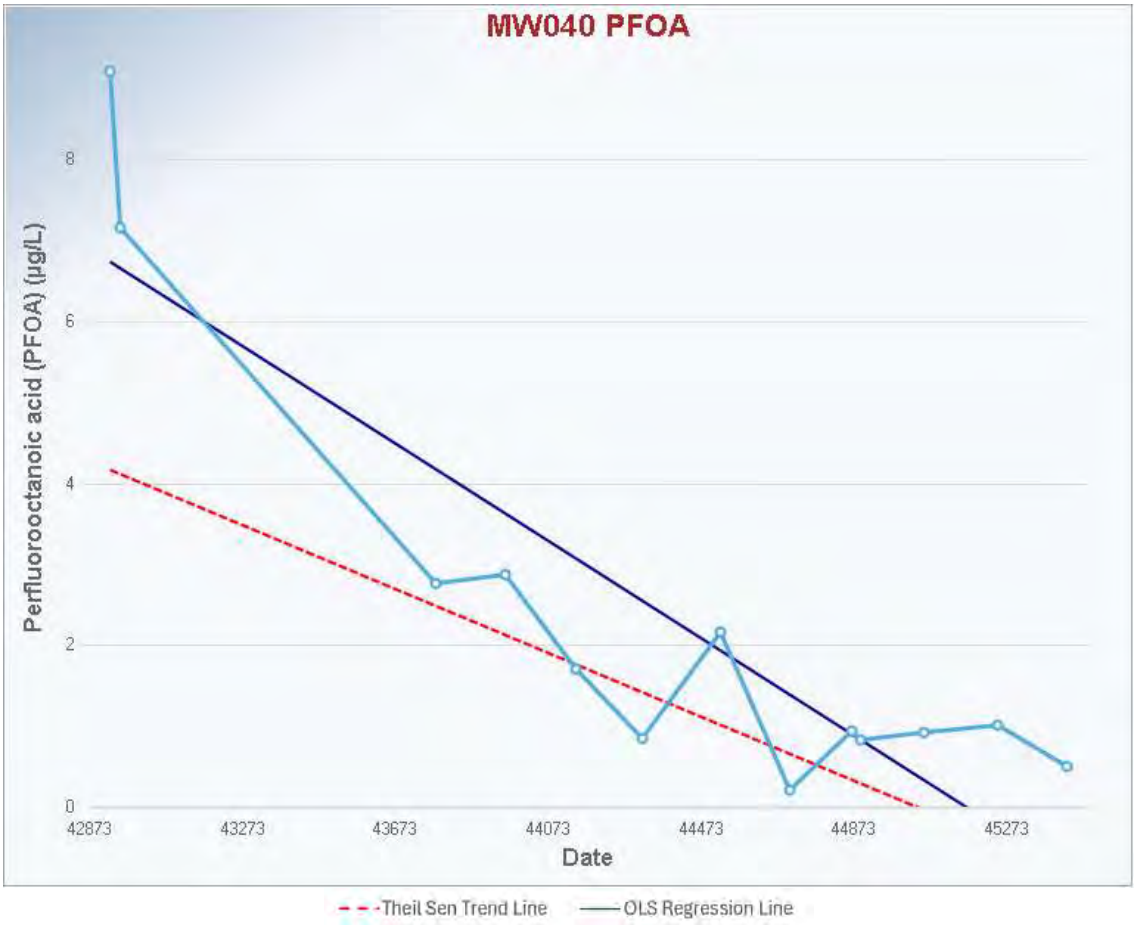

Note: Dates are presented numerically in ProUCL software figures, full data set with sample dates is provided in factual reports in Appendix A.

MW040

Mann-Kendall Trend Test Analysis

User Selected Options	
Date/Time of Computation	ProUCL 5.2 12/08/2024 2:34:30 PM
From File	FFTG & West (MW008, MW009, MW010, MW040, MW079)_c.xls
Full Precision	OFF
Confidence Coefficient	0.95
Level of Significance	0.05

Sum of PFHxS and PFOS (µg/L)

General Statistics

Number of Events Reported (m)	13
Number of Missing Events	0
Number or Reported Events Used	13
Number Values Reported (n)	13
Minimum	51
Maximum	969
Mean	230.1
Geometric Mean	139.6
Median	88
Standard Deviation	283.6
Coefficient of Variation	1.233

Mann-Kendall Test

M-K Test Value (S)	-66
Tabulated p-value	0
Standard Deviation of S	16.39
Standardized Value of S	-3.966
Approximate p-value	3.6609E-5

Statistically significant evidence of a decreasing trend at the specified level of significance.

Note: Dates are presented numerically in ProUCL software figures, full data set with sample dates is provided in factual reports in Appendix A.

MW041

Mann-Kendall Trend Test Analysis

User Selected Options	
Date/Time of Computation	ProUCL 5.2 12/08/2024 3:33:17 PM
From File	South Boundary (MW007, MW041, MW042, MW043)_a.xls
Full Precision	OFF
Confidence Coefficient	0.95
Level of Significance	0.05

Sum of PFHxS and PFOS (µg/L)

General Statistics

Number of Events Reported (m)	11
Number of Missing Events	0
Number or Reported Events Used	11
Number Values Reported (n)	11
Minimum	0.01
Maximum	0.29
Mean	0.141
Geometric Mean	0.106
Median	0.15
Standard Deviation	0.0879
Coefficient of Variation	0.624

Mann-Kendall Test

M-K Test Value (S)	-40
Tabulated p-value	0
Standard Deviation of S	12.81
Standardized Value of S	-3.045
Approximate p-value	0.00116

Statistically significant evidence of a decreasing trend at the specified level of significance.

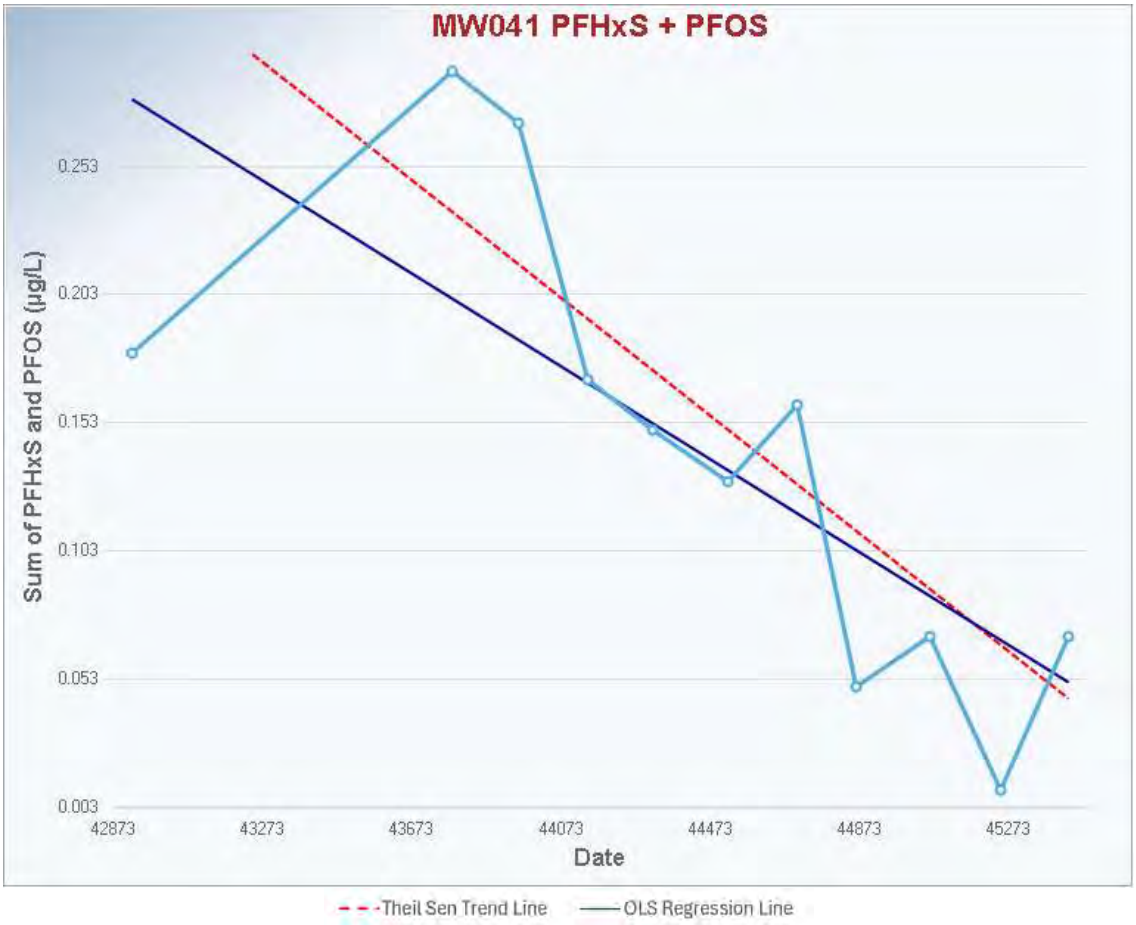

Note: Dates are presented numerically in ProUCL software figures, full data set with sample dates is provided in factual reports in Appendix A.

MW042

Mann-Kendall Trend Test Analysis

User Selected Options	
Date/Time of Computation	ProUCL 5.2 12/08/2024 3:37:23 PM
From File	South Boundary (MW007, MW041, MW042, MW043)_b.xls
Full Precision	OFF
Confidence Coefficient	0.95
Level of Significance	0.05

Sum of PFHxS and PFOS (µg/L)

General Statistics

Number of Events Reported (m)	11
Number of Missing Events	0
Number or Reported Events Used	11
Number Values Reported (n)	11
Minimum	0.01
Maximum	0.19
Mean	0.0609
Geometric Mean	0.031
Median	0.02
Standard Deviation	0.0683
Coefficient of Variation	1.122

Mann-Kendall Test

M-K Test Value (S)	15
Tabulated p-value	0.141
Standard Deviation of S	12.18
Standardized Value of S	1.149
Approximate p-value	0.125

Insufficient evidence to identify a significant trend at the specified level of significance.

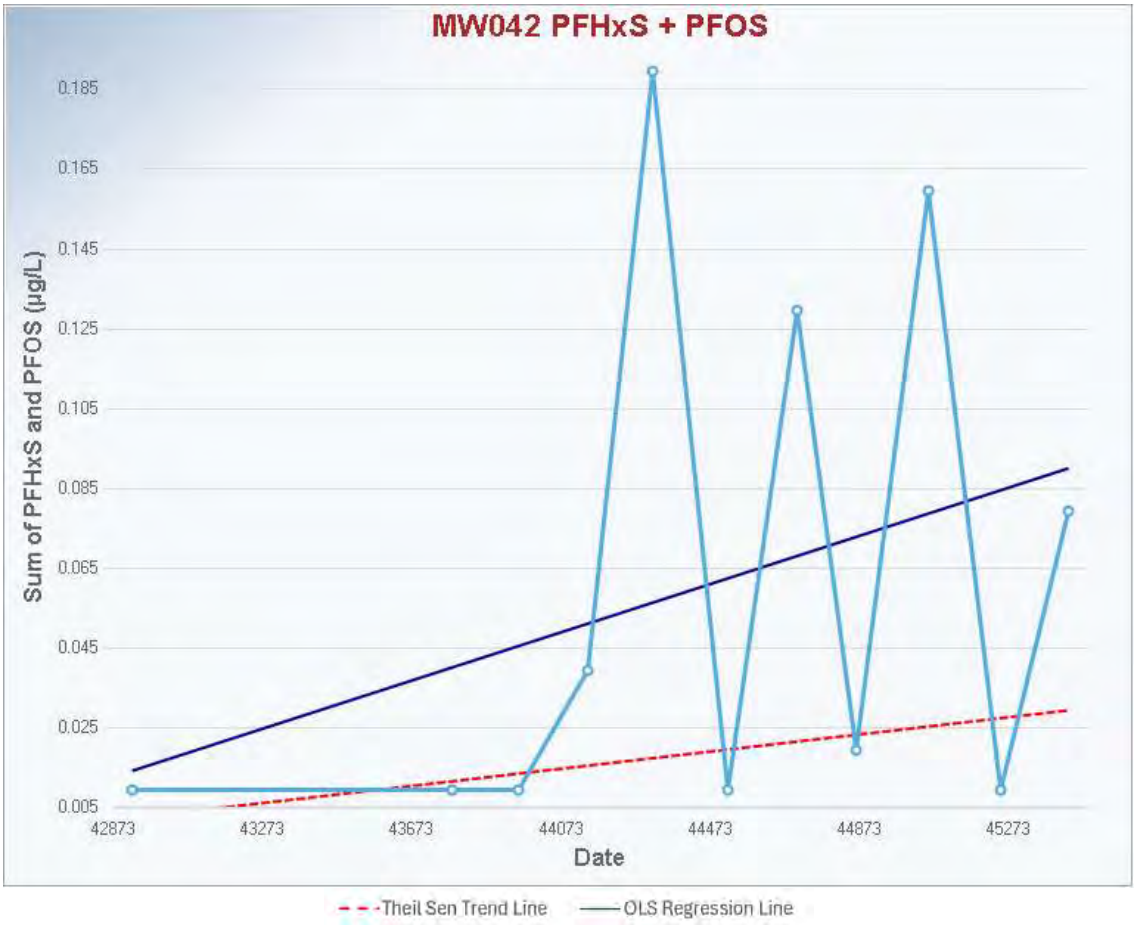

Note: Dates are presented numerically in ProUCL software figures, full data set with sample dates is provided in factual reports in Appendix A.

MW043

Mann-Kendall Trend Test Analysis

User Selected Options	
Date/Time of Computation	ProUCL 5.2 12/08/2024 3:38:09 PM
From File	South Boundary (MW007, MW041, MW042, MW043)_c.xls
Full Precision	OFF
Confidence Coefficient	0.95
Level of Significance	0.05

Sum of PFHxS and PFOS (µg/L)

General Statistics

Number of Events Reported (m)	11
Number of Missing Events	0
Number or Reported Events Used	11
Number Values Reported (n)	11
Minimum	0.01
Maximum	0.22
Mean	0.0927
Geometric Mean	0.0614
Median	0.07
Standard Deviation	0.0713
Coefficient of Variation	0.769

Mann-Kendall Test

M-K Test Value (S)	18
Tabulated p-value	0.082
Standard Deviation of S	12.81
Standardized Value of S	1.327
Approximate p-value	0.0922

Insufficient evidence to identify a significant trend at the specified level of significance.

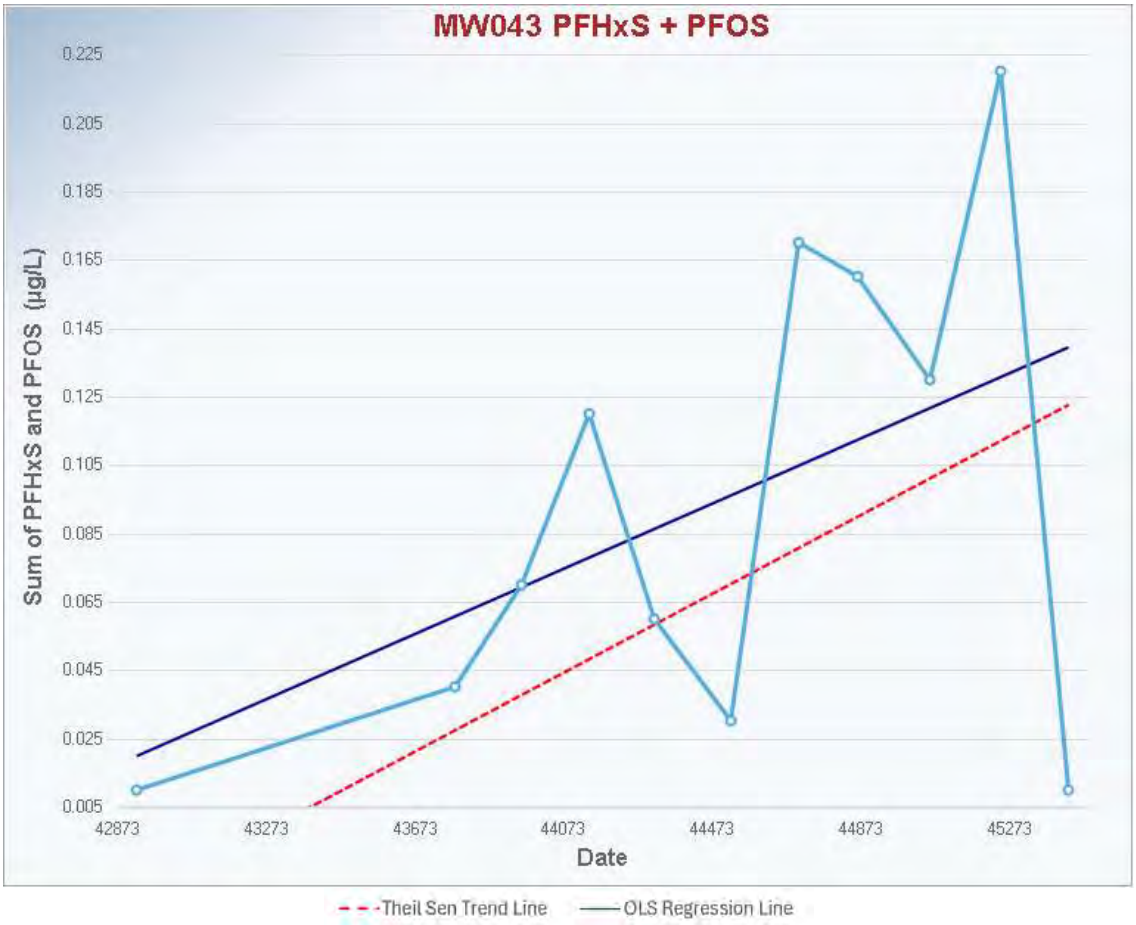

Note: Dates are presented numerically in ProUCL software figures, full data set with sample dates is provided in factual reports in Appendix A.

MW047

Mann-Kendall Trend Test Analysis

User Selected Options	
Date/Time of Computation	ProUCL 5.2 12/08/2024 2:11:06 PM
From File	East Boundary (MW047, MW048, MW050, MW051, MW052).xls
Full Precision	OFF
Confidence Coefficient	0.95
Level of Significance	0.05

Perfluorooctanoic acid (PFOA) (µg/L)

General Statistics

Number of Events Reported (m)	11
Number of Missing Events	0
Number or Reported Events Used	11
Number Values Reported (n)	11
Minimum	0.02
Maximum	0.6
Mean	0.307
Geometric Mean	0.21
Median	0.34
Standard Deviation	0.196
Coefficient of Variation	0.638

Mann-Kendall Test

M-K Test Value (S)	-31
Tabulated p-value	0.008
Standard Deviation of S	12.85
Standardized Value of S	-2.335
Approximate p-value	0.00976

Statistically significant evidence of a decreasing trend at the specified level of significance.

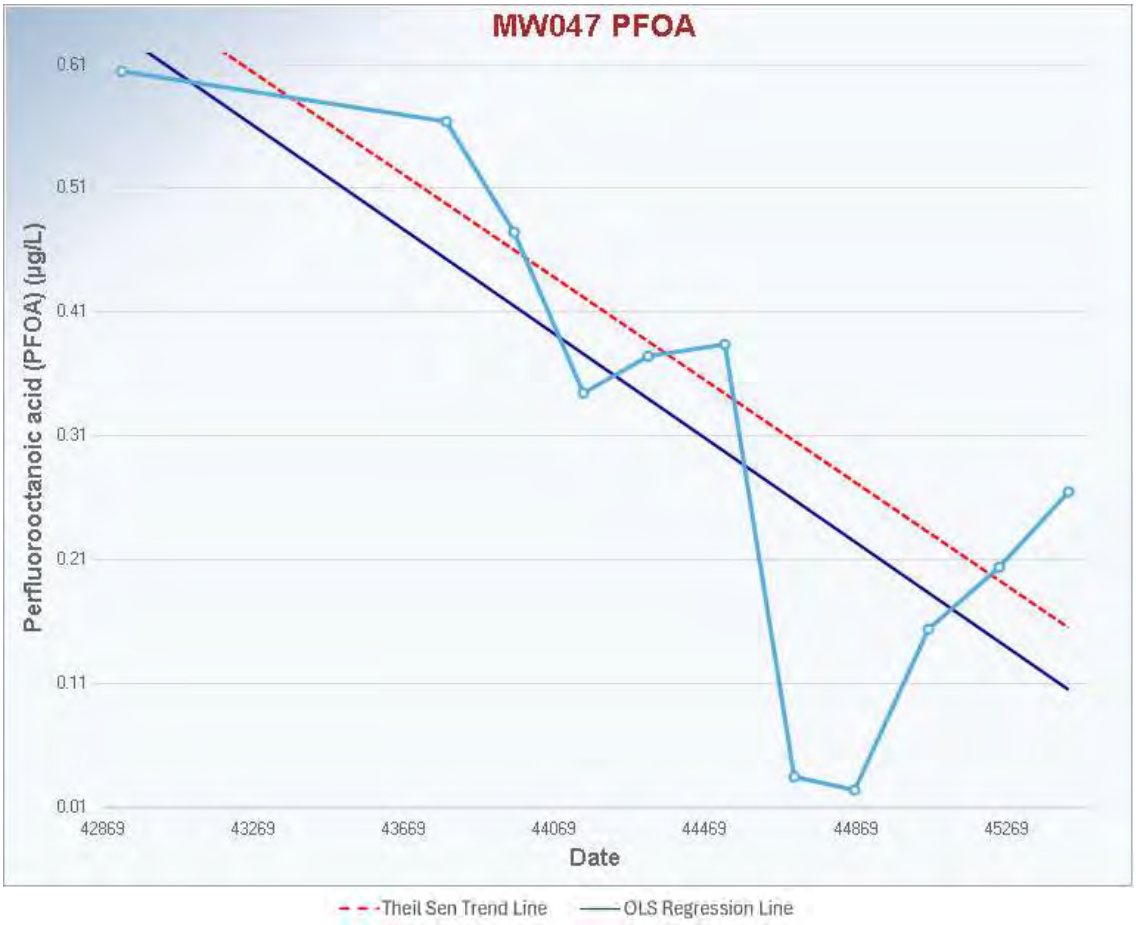

Note: Dates are presented numerically in ProUCL software figures, full data set with sample dates is provided in factual reports in Appendix A.

MW047

Mann-Kendall Trend Test Analysis

User Selected Options	
Date/Time of Computation	ProUCL 5.2 12/08/2024 2:10:09 PM
From File	East Boundary (MW047, MW048, MW050, MW051, MW052).xls
Full Precision	OFF
Confidence Coefficient	0.95
Level of Significance	0.05

Sum of PFHxS and PFOS (µg/L)

General Statistics

Number of Events Reported (m)	11
Number of Missing Events	0
Number or Reported Events Used	11
Number Values Reported (n)	11
Minimum	1.11
Maximum	22.6
Mean	11.27
Geometric Mean	8.118
Median	11.2
Standard Deviation	7.27
Coefficient of Variation	0.645

Mann-Kendall Test

M-K Test Value (S)	-31
Tabulated p-value	0.008
Standard Deviation of S	12.85
Standardized Value of S	-2.335
Approximate p-value	0.00976

Statistically significant evidence of a decreasing trend at the specified level of significance.

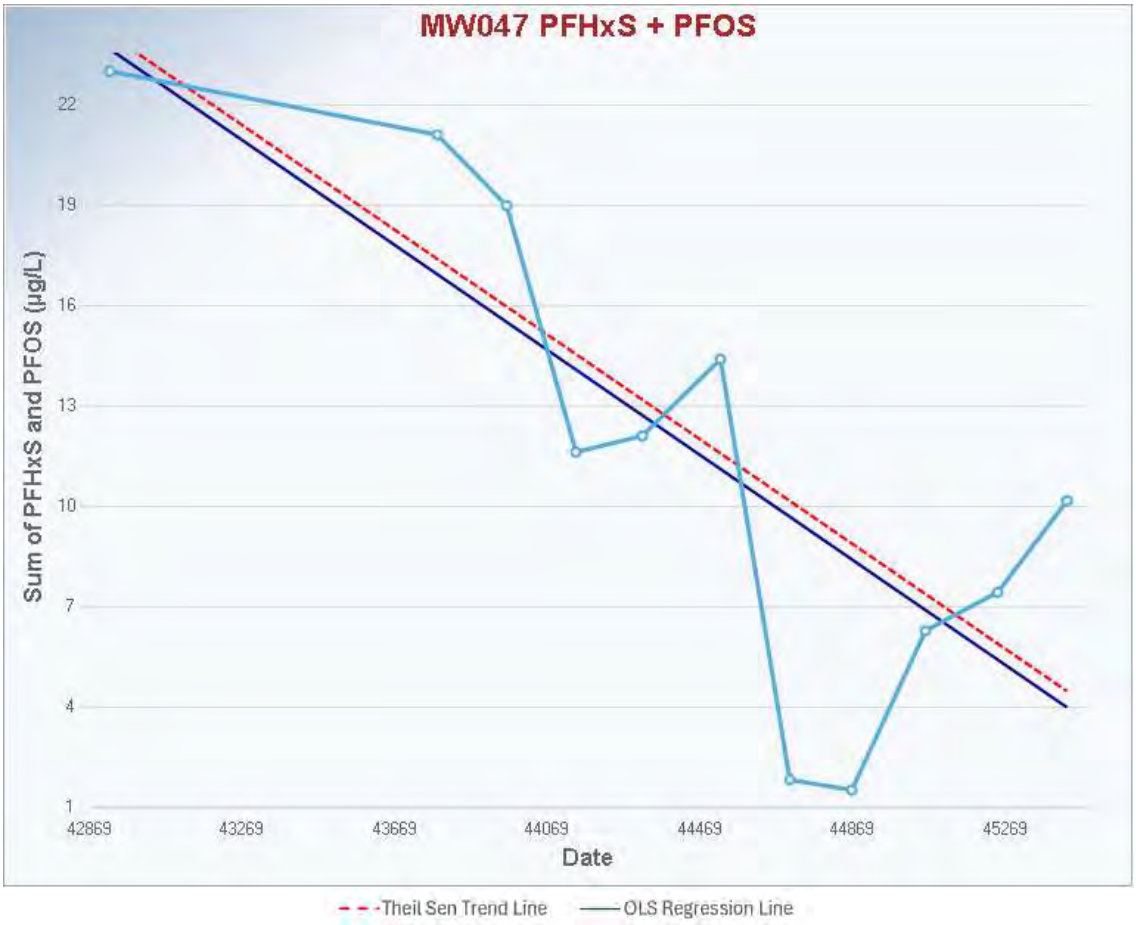

Note: Dates are presented numerically in ProUCL software figures, full data set with sample dates is provided in factual reports in Appendix A.

MW048

Mann-Kendall Trend Test Analysis

User Selected Options	
Date/Time of Computation	ProUCL 5.2 12/08/2024 2:13:39 PM
From File	East Boundary (MW047, MW048, MW050, MW051, MW052)_a.xls
Full Precision	OFF
Confidence Coefficient	0.95
Level of Significance	0.05

Sum of PFHxS and PFOS (µg/L)

General Statistics

Number of Events Reported (m)	11
Number of Missing Events	0
Number or Reported Events Used	11
Number Values Reported (n)	11
Minimum	0.09
Maximum	0.37
Mean	0.228
Geometric Mean	0.21
Median	0.22
Standard Deviation	0.0911
Coefficient of Variation	0.399

Mann-Kendall Test

M-K Test Value (S)	26
Tabulated p-value	0.02
Standard Deviation of S	12.81
Standardized Value of S	1.952
Approximate p-value	0.0255

Statistically significant evidence of an increasing trend at the specified level of significance.

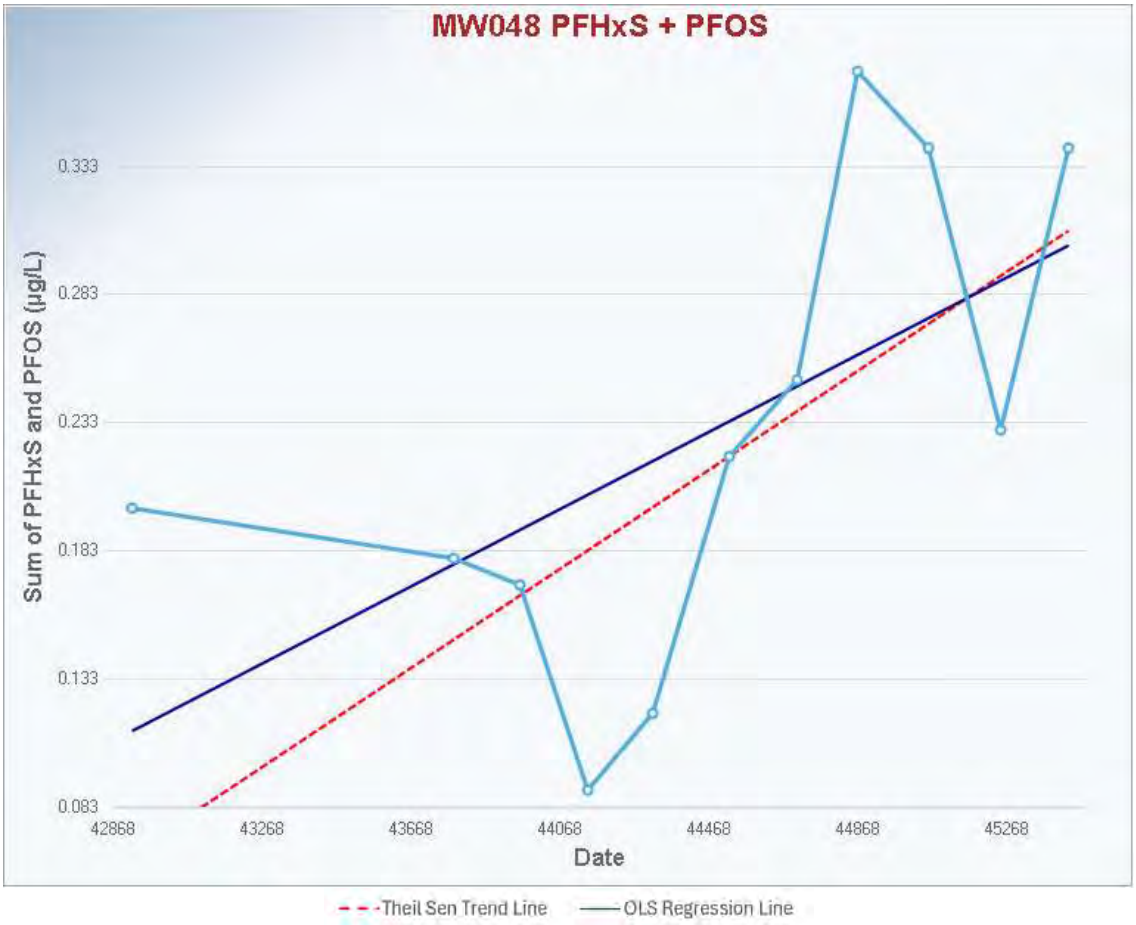

Note: Dates are presented numerically in ProUCL software figures, full data set with sample dates is provided in factual reports in Appendix A.

MW050

Mann-Kendall Trend Test Analysis

User Selected Options	
Date/Time of Computation	ProUCL 5.2 12/08/2024 2:15:37 PM
From File	East Boundary (MW047, MW048, MW050, MW051, MW052)_b.xls
Full Precision	OFF
Confidence Coefficient	0.95
Level of Significance	0.05

Perfluorooctanoic acid (PFOA) (µg/L)

General Statistics

Number of Events Reported (m)	11
Number of Missing Events	0
Number or Reported Events Used	11
Number Values Reported (n)	11
Minimum	0.13
Maximum	0.99
Mean	0.408
Geometric Mean	0.326
Median	0.35
Standard Deviation	0.298
Coefficient of Variation	0.729

Mann-Kendall Test

M-K Test Value (S)	-17
Tabulated p-value	0.109
Standard Deviation of S	12.85
Standardized Value of S	-1.246
Approximate p-value	0.106

Insufficient evidence to identify a significant trend at the specified level of significance.

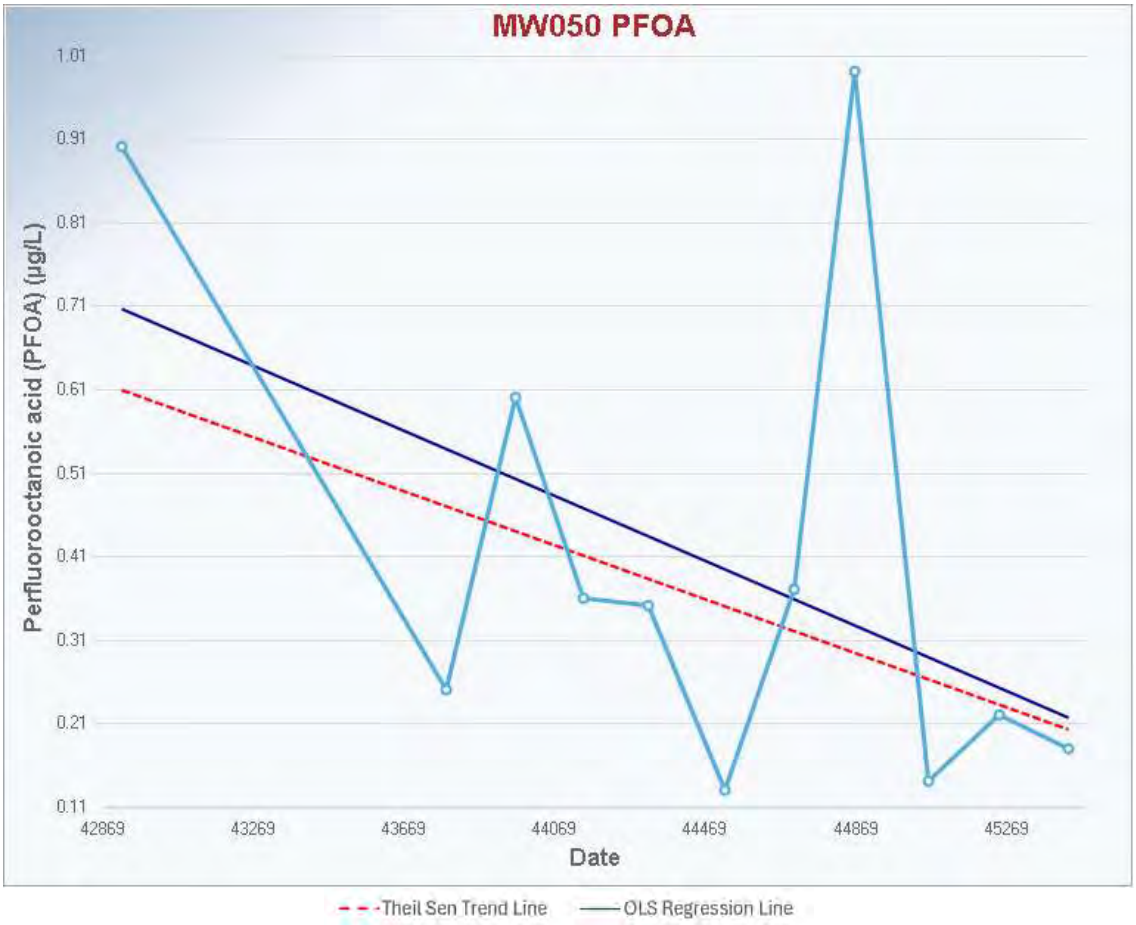

Note: Dates are presented numerically in ProUCL software figures, full data set with sample dates is provided in factual reports in Appendix A.

MW050

Mann-Kendall Trend Test Analysis

User Selected Options	
Date/Time of Computation	ProUCL 5.2 12/08/2024 2:16:43 PM
From File	East Boundary (MW047, MW048, MW050, MW051, MW052)_b.xls
Full Precision	OFF
Confidence Coefficient	0.95
Level of Significance	0.05

Sum of PFHxS and PFOS (µg/L)

General Statistics

Number of Events Reported (m)	11
Number of Missing Events	0
Number or Reported Events Used	11
Number Values Reported (n)	11
Minimum	6.26
Maximum	37.8
Mean	14.83
Geometric Mean	12.43
Median	11.6
Standard Deviation	10.32
Coefficient of Variation	0.696

Mann-Kendall Test

M-K Test Value (S)	-11
Tabulated p-value	0.223
Standard Deviation of S	12.85
Standardized Value of S	-0.778
Approximate p-value	0.218

Insufficient evidence to identify a significant trend at the specified level of significance.

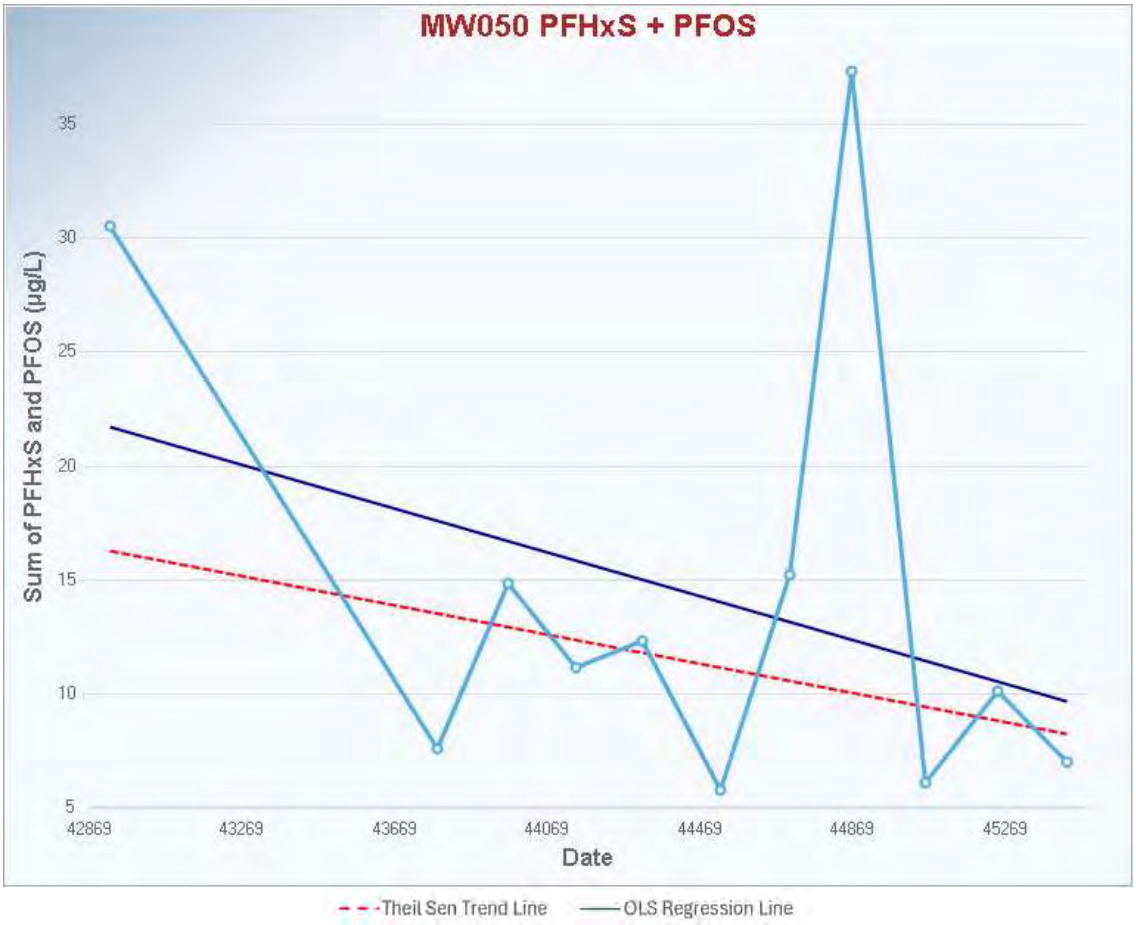

Note: Dates are presented numerically in ProUCL software figures, full data set with sample dates is provided in factual reports in Appendix A.

MW051

Mann-Kendall Trend Test Analysis

User Selected Options	
Date/Time of Computation	ProUCL 5.2 12/08/2024 2:18:38 PM
From File	East Boundary (MW047, MW048, MW050, MW051, MW052)_c.xls
Full Precision	OFF
Confidence Coefficient	0.95
Level of Significance	0.05

Perfluorooctanoic acid (PFOA) (µg/L)

General Statistics

Number of Events Reported (m)	11
Number of Missing Events	0
Number or Reported Events Used	11
Number Values Reported (n)	11
Minimum	0.87
Maximum	65.3
Mean	27.27
Geometric Mean	16.53
Median	26.2
Standard Deviation	21.65
Coefficient of Variation	0.794

Mann-Kendall Test

M-K Test Value (S)	23
Tabulated p-value	0.043
Standard Deviation of S	12.85
Standardized Value of S	1.713
Approximate p-value	0.0434

Statistically significant evidence of an increasing trend at the specified level of significance.

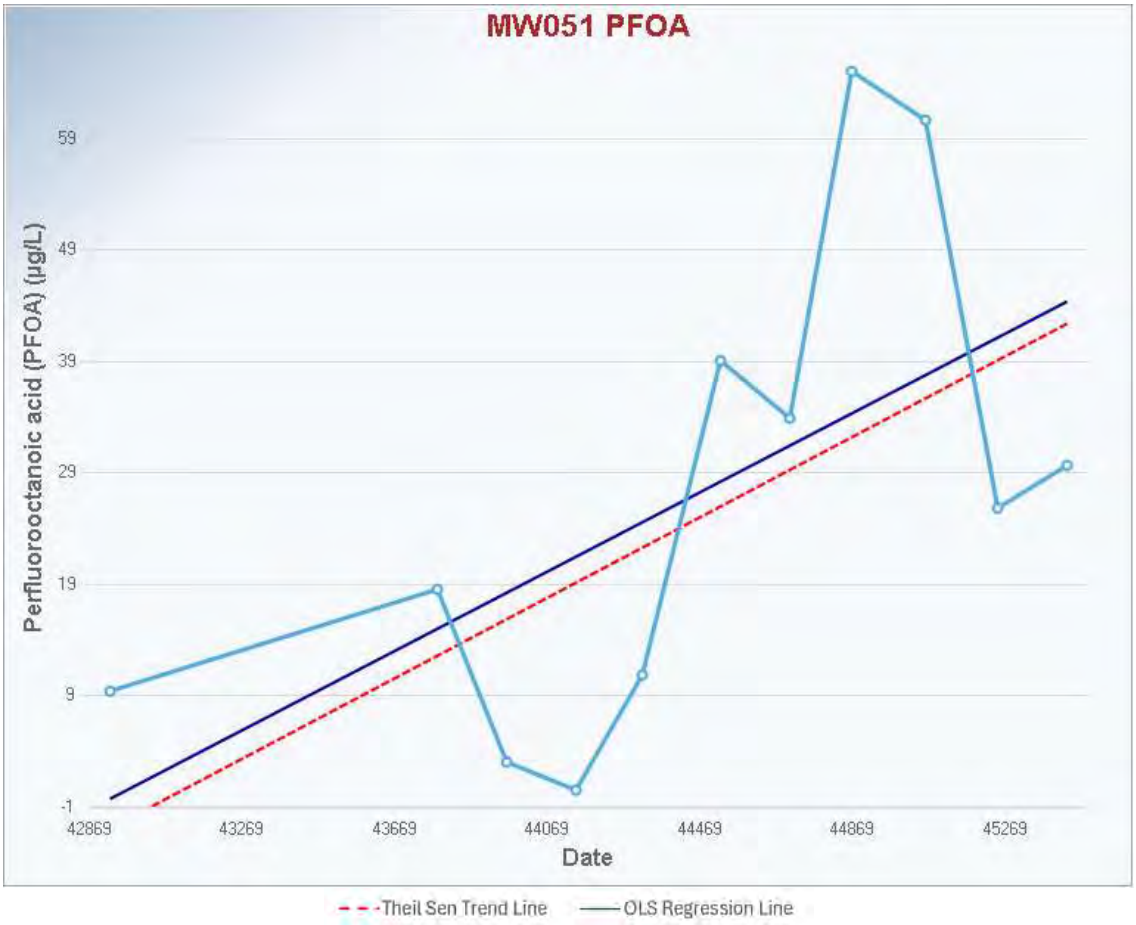

Note: Dates are presented numerically in ProUCL software figures, full data set with sample dates is provided in factual reports in Appendix A.

MW051

Mann-Kendall Trend Test Analysis

User Selected Options	
Date/Time of Computation	ProUCL 5.2 12/08/2024 2:17:37 PM
From File	East Boundary (MW047, MW048, MW050, MW051, MW052)_c.xls
Full Precision	OFF
Confidence Coefficient	0.95
Level of Significance	0.05

Sum of PFHxS and PFOS (µg/L)

General Statistics

Number of Events Reported (m)	11
Number of Missing Events	0
Number or Reported Events Used	11
Number Values Reported (n)	11
Minimum	51.4
Maximum	1780
Mean	703.8
Geometric Mean	500.6
Median	683
Standard Deviation	513.7
Coefficient of Variation	0.73

Mann-Kendall Test

M-K Test Value (S)	19
Tabulated p-value	0.082
Standard Deviation of S	12.85
Standardized Value of S	1.401
Approximate p-value	0.0806

Insufficient evidence to identify a significant trend at the specified level of significance.

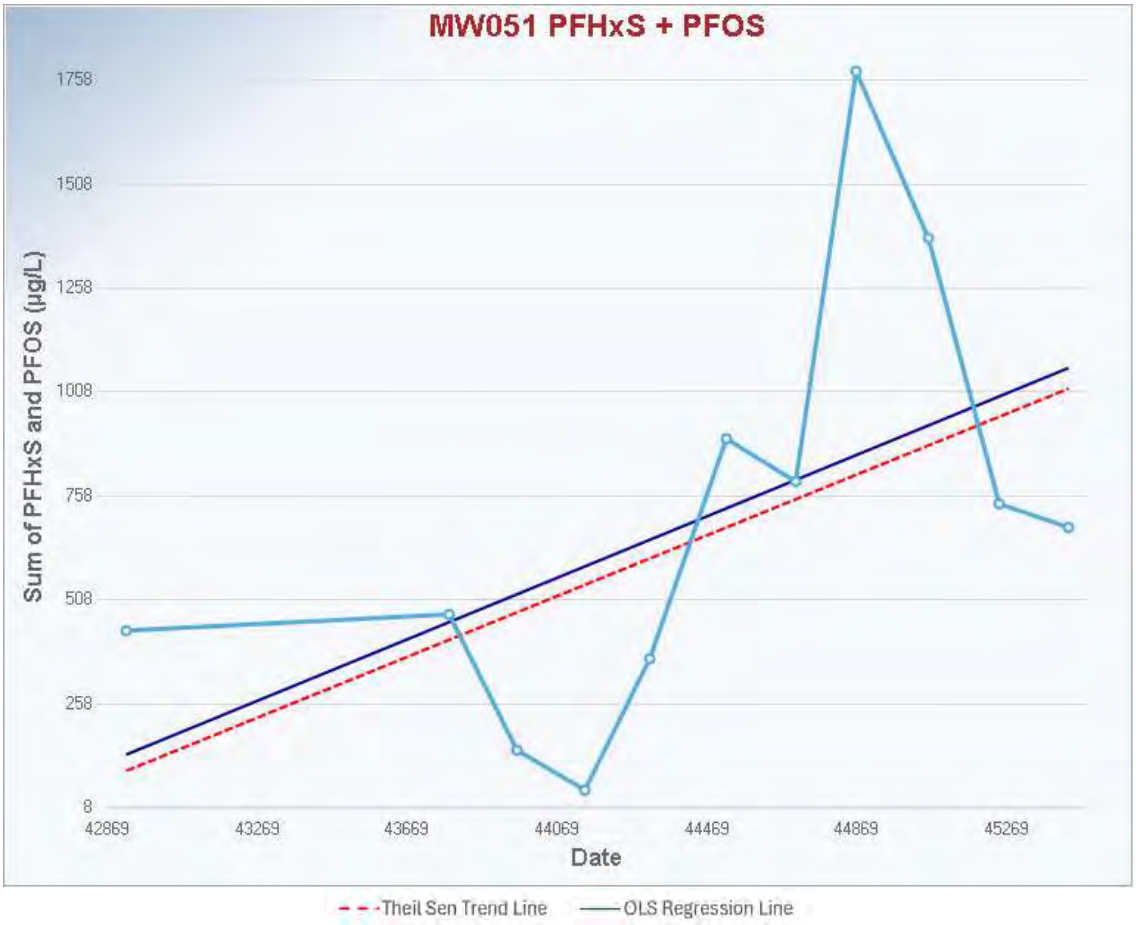

Note: Dates are presented numerically in ProUCL software figures, full data set with sample dates is provided in factual reports in Appendix A.

MW052

Mann-Kendall Trend Test Analysis

User Selected Options	
Date/Time of Computation	ProUCL 5.2 12/08/2024 2:20:19 PM
From File	East Boundary (MW047, MW048, MW050, MW051, MW052)_d.xls
Full Precision	OFF
Confidence Coefficient	0.95
Level of Significance	0.05

Perfluorooctanoic acid (PFOA) (µg/L)

General Statistics

Number of Events Reported (m)	11
Number of Missing Events	0
Number or Reported Events Used	11
Number Values Reported (n)	11
Minimum	0.03
Maximum	0.44
Mean	0.252
Geometric Mean	0.196
Median	0.29
Standard Deviation	0.134
Coefficient of Variation	0.532

Mann-Kendall Test

M-K Test Value (S)	-33
Tabulated p-value	0.005
Standard Deviation of S	12.85
Standardized Value of S	-2.491
Approximate p-value	0.00637

Statistically significant evidence of a decreasing trend at the specified level of significance.

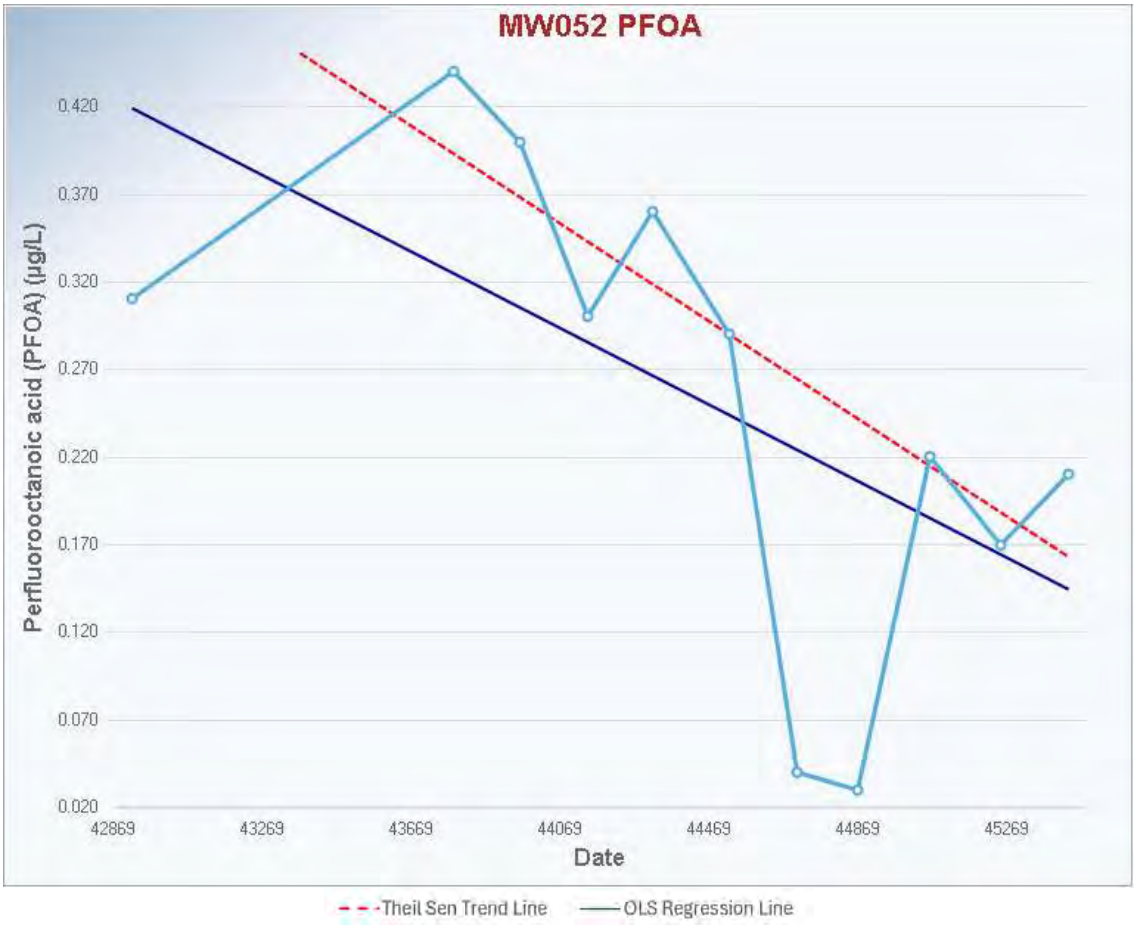

Note: Dates are presented numerically in ProUCL software figures, full data set with sample dates is provided in factual reports in Appendix A.

MW052

Mann-Kendall Trend Test Analysis

User Selected Options	
Date/Time of Computation	ProUCL 5.2 12/08/2024 2:21:14 PM
From File	East Boundary (MW047, MW048, MW050, MW051, MW052).xls
Full Precision	OFF
Confidence Coefficient	0.95
Level of Significance	0.05

Sum of PFHxS and PFOS (µg/L)

General Statistics

Number of Events Reported (m)	11
Number of Missing Events	0
Number or Reported Events Used	11
Number Values Reported (n)	11
Minimum	1.11
Maximum	22.6
Mean	11.27
Geometric Mean	8.118
Median	11.2
Standard Deviation	7.27
Coefficient of Variation	0.645

Mann-Kendall Test

M-K Test Value (S)	-31
Tabulated p-value	0.008
Standard Deviation of S	12.85
Standardized Value of S	-2.335
Approximate p-value	0.00976

Statistically significant evidence of a decreasing trend at the specified level of significance.

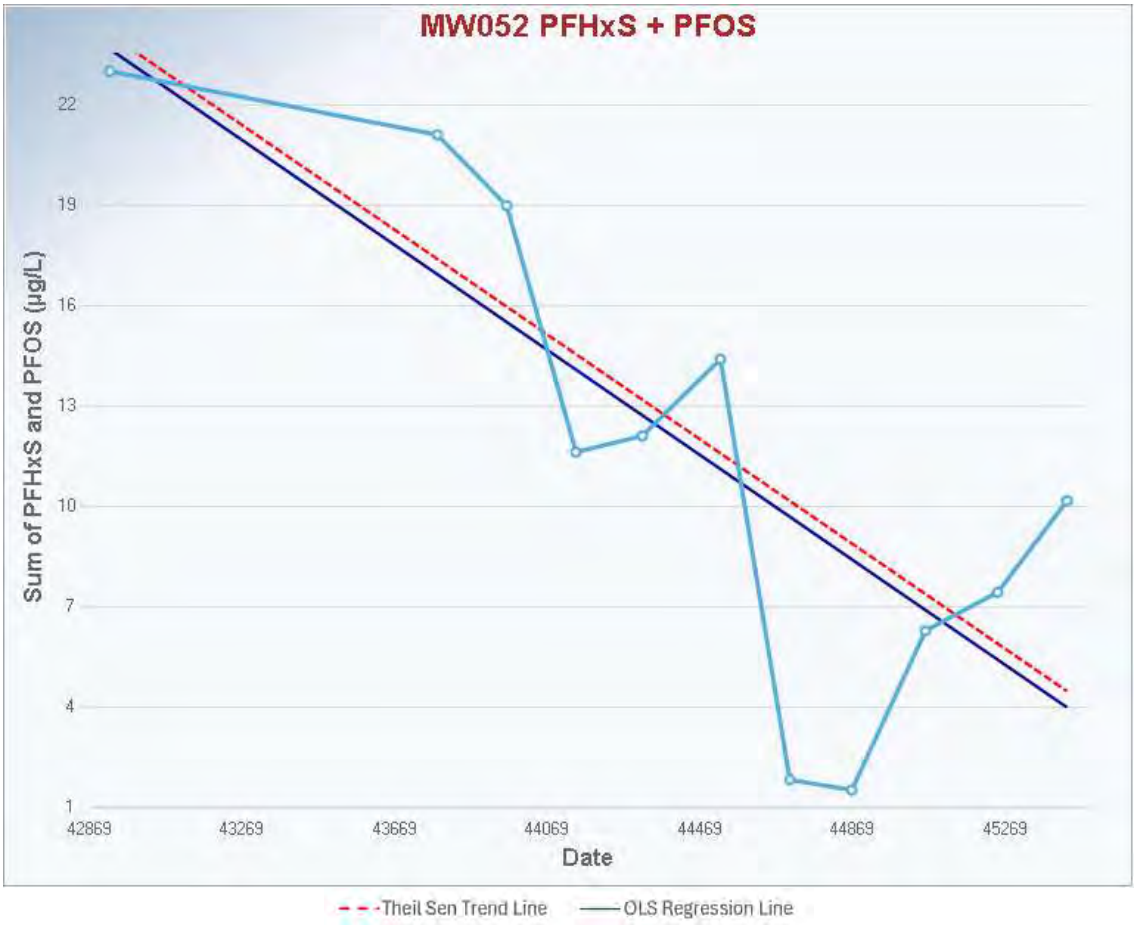

Note: Dates are presented numerically in ProUCL software figures, full data set with sample dates is provided in factual reports in Appendix A.

MW053

Mann-Kendall Trend Test Analysis

User Selected Options	
Date/Time of Computation	ProUCL 5.2 12/08/2024 2:57:03 PM
From File	Northwest Boundary (MW030, MW053, MW054, MW057, MW058, MW107D, MW107I, MW108)_a.xls
Full Precision	OFF
Confidence Coefficient	0.95
Level of Significance	0.05

Perfluorooctanoic acid (PFOA) (µg/L)

General Statistics	
Number of Events Reported (m)	11
Number of Missing Events	0
Number or Reported Events Used	11
Number Values Reported (n)	11
Minimum	0.01
Maximum	1
Mean	0.26
Geometric Mean	0.1
Median	0.09
Standard Deviation	0.35
Coefficient of Variation	1.346

Mann-Kendall Test	
M-K Test Value (S)	41
Tabulated p-value	0
Standard Deviation of S	12.77
Standardized Value of S	3.133
Approximate p-value	8.6502E-4

Statistically significant evidence of an increasing trend at the specified level of significance.

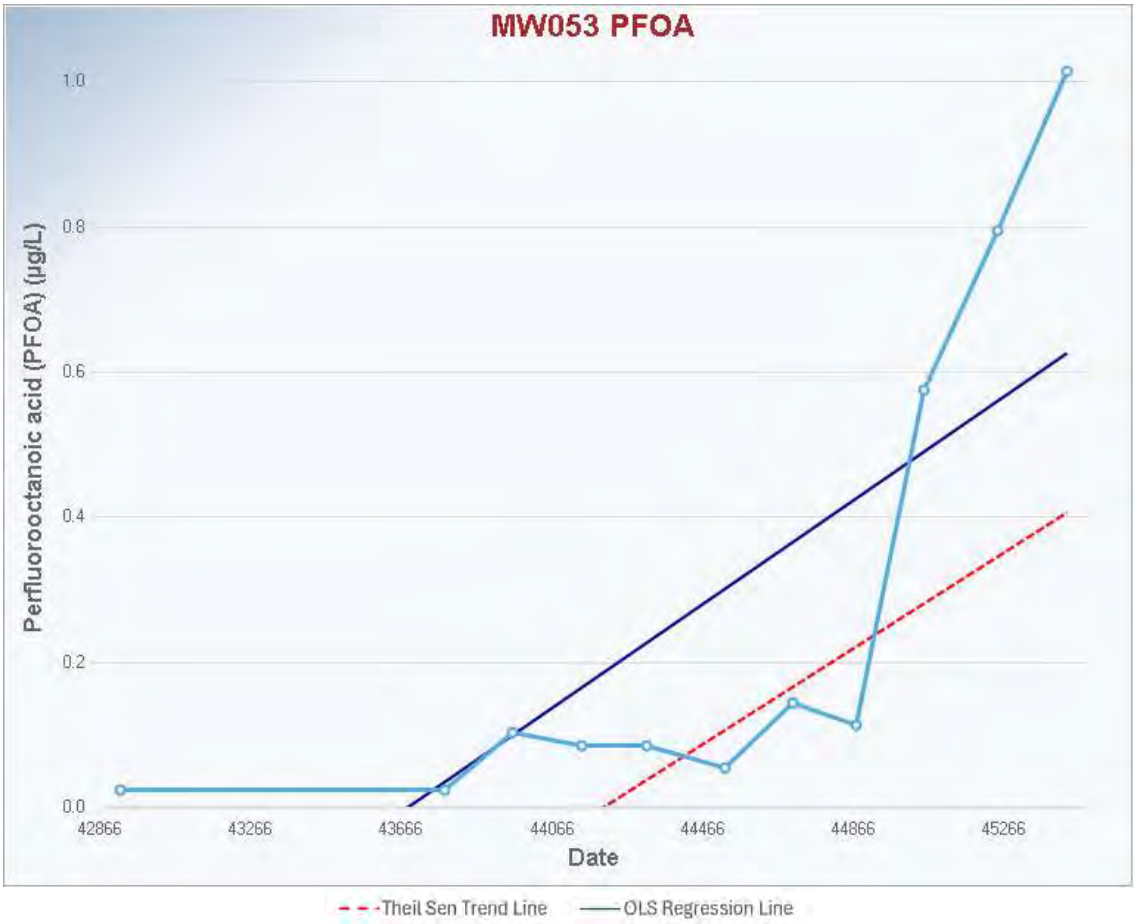

Note: Dates are presented numerically in ProUCL software figures, full data set with sample dates is provided in factual reports in Appendix A.

MW053

Mann-Kendall Trend Test Analysis

User Selected Options	
Date/Time of Computation	ProUCL 5.2 12/08/2024 2:56:11 PM
From File	Northwest Boundary (MW030, MW053, MW054, MW057, MW058, MW107D, MW107I, MW108)_a.xls
Full Precision	OFF
Confidence Coefficient	0.95
Level of Significance	0.05

Sum of PFHxS and PFOS (µg/L)

General Statistics	
Number of Events Reported (m)	11
Number of Missing Events	0
Number or Reported Events Used	11
Number Values Reported (n)	11
Minimum	0.12
Maximum	22.4
Mean	5.452
Geometric Mean	1.226
Median	0.8
Standard Deviation	8.409
Coefficient of Variation	1.542

Mann-Kendall Test	
M-K Test Value (S)	33
Tabulated p-value	0.005
Standard Deviation of S	12.85
Standardized Value of S	2.491
Approximate p-value	0.00637

Statistically significant evidence of an increasing trend at the specified level of significance.

Note: Dates are presented numerically in ProUCL software figures, full data set with sample dates is provided in factual reports in Appendix A.

MW054

Mann-Kendall Trend Test Analysis

User Selected Options	
Date/Time of Computation	ProUCL 5.2 12/08/2024 2:58:19 PM
From File	Northwest Boundary (MW030, MW053, MW054, MW057, MW058, MW107D, MW107I, MW108)_b.xls
Full Precision	OFF
Confidence Coefficient	0.95
Level of Significance	0.05

Perfluorooctanoic acid (PFOA) (µg/L)

General Statistics	
Number of Events Reported (m)	10
Number of Missing Events	0
Number or Reported Events Used	10
Number Values Reported (n)	10
Minimum	0.01
Maximum	0.02
Mean	0.011
Geometric Mean	0.0107
Median	0.01
Standard Deviation	0.00316
Coefficient of Variation	0.287

Mann-Kendall Test	
M-K Test Value (S)	9
Tabulated p-value	0.242
Standard Deviation of S	5.745
Standardized Value of S	1.393
Approximate p-value	0.0819

Insufficient evidence to identify a significant trend at the specified level of significance.

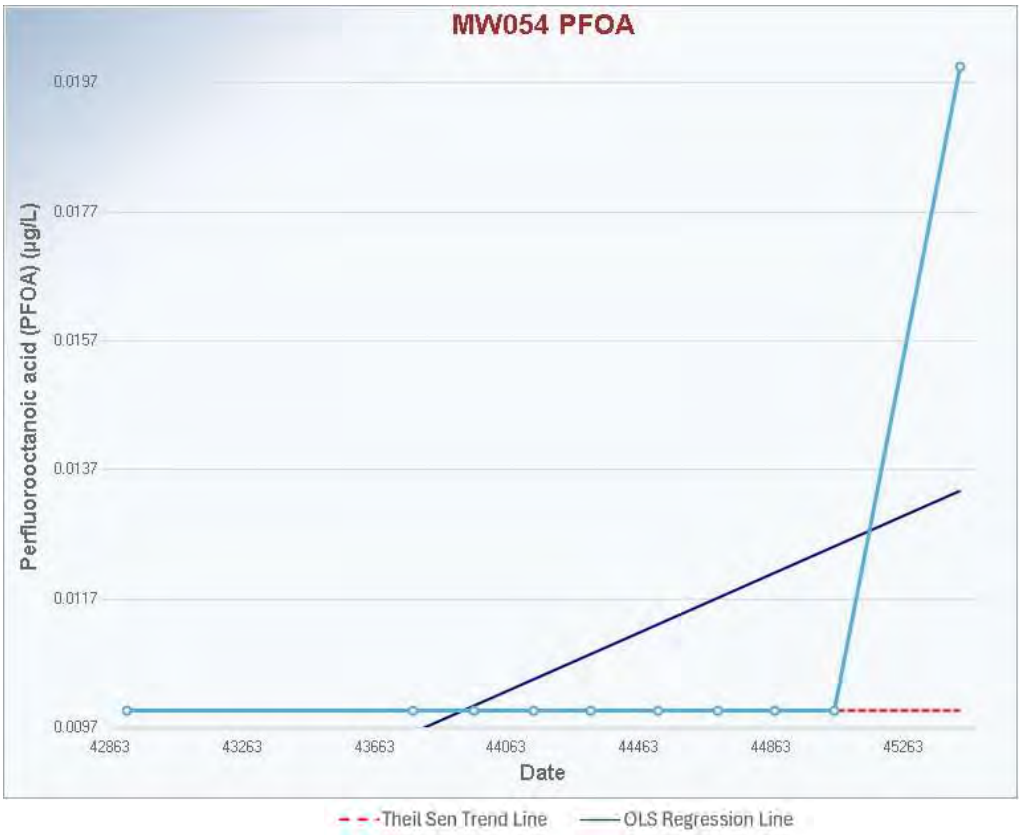

Note: Dates are presented numerically in ProUCL software figures, full data set with sample dates is provided in factual reports in Appendix A.

MW054

Mann-Kendall Trend Test Analysis

User Selected Options	
Date/Time of Computation	ProUCL 5.2 12/08/2024 2:59:29 PM
From File	Northwest Boundary (MW030, MW053, MW054, MW057, MW058, MW107D, MW107I, MW108)_b.xls
Full Precision	OFF
Confidence Coefficient	0.95
Level of Significance	0.05

Sum of PFHxS and PFOS (µg/L)

General Statistics	
Number of Events Reported (m)	10
Number of Missing Events	0
Number or Reported Events Used	10
Number Values Reported (n)	10
Minimum	0.09
Maximum	0.71
Mean	0.29
Geometric Mean	0.246
Median	0.23
Standard Deviation	0.183
Coefficient of Variation	0.631

Mann-Kendall Test	
M-K Test Value (S)	31
Tabulated p-value	0.002
Standard Deviation of S	11.18
Standardized Value of S	2.683
Approximate p-value	0.00365

Insufficient evidence to identify a significant trend at the specified level of significance.

Note: Dates are presented numerically in ProUCL software figures, full data set with sample dates is provided in factual reports in Appendix A.

MW057

Mann-Kendall Trend Test Analysis

User Selected Options	
Date/Time of Computation	ProUCL 5.2 12/08/2024 3:02:00 PM
From File	Northwest Boundary (MW030, MW053, MW054, MW057, MW058, MW107D, MW107I, MW108)_c.xls
Full Precision	OFF
Confidence Coefficient	0.95
Level of Significance	0.05

Perfluorooctanoic acid (PFOA) (µg/L)

General Statistics	
Number of Events Reported (m)	11
Number of Missing Events	0
Number or Reported Events Used	11
Number Values Reported (n)	11
Minimum	0.03
Maximum	0.08
Mean	0.0591
Geometric Mean	0.0575
Median	0.06
Standard Deviation	0.013
Coefficient of Variation	0.22

Mann-Kendall Test	
M-K Test Value (S)	27
Tabulated p-value	0.02
Standard Deviation of S	12.1
Standardized Value of S	2.149
Approximate p-value	0.0158

Statistically significant evidence of an increasing trend at the specified level of significance.

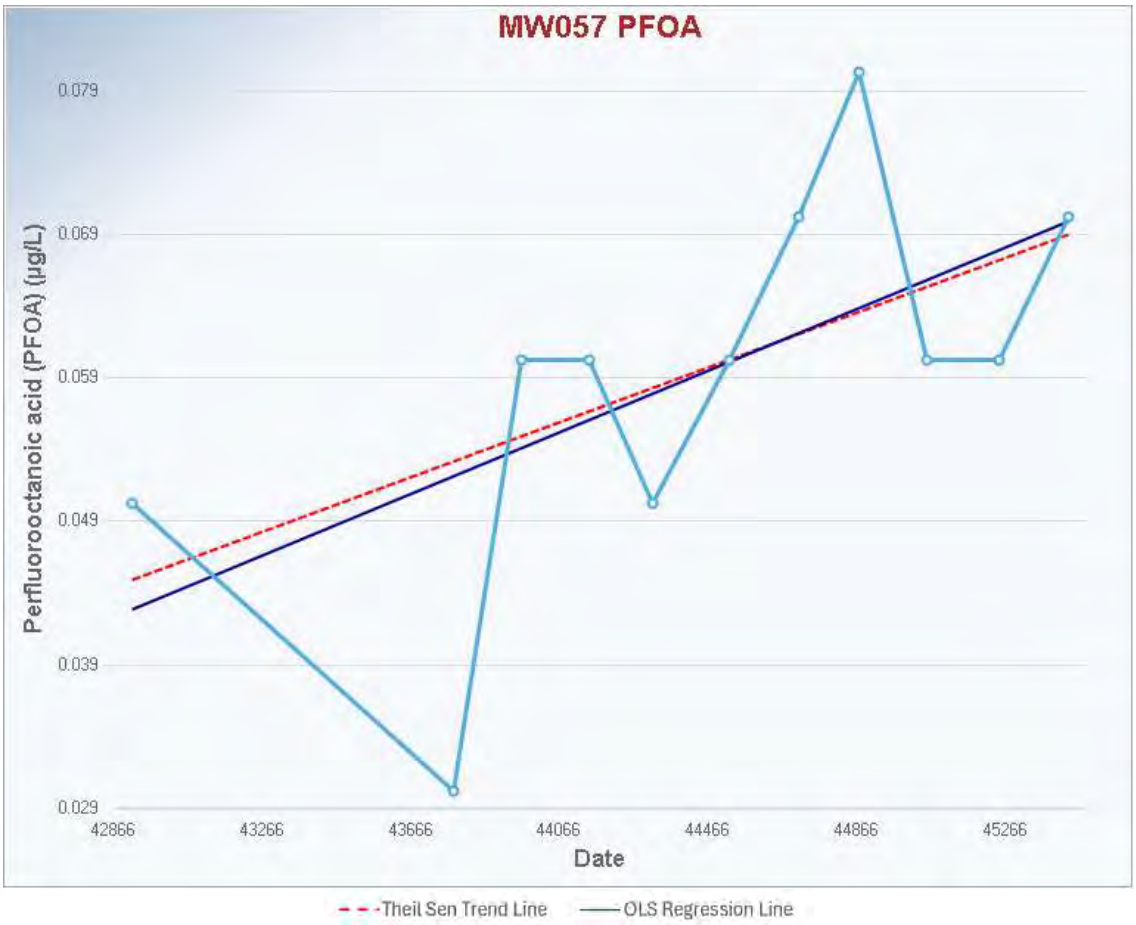

Note: Dates are presented numerically in ProUCL software figures, full data set with sample dates is provided in factual reports in Appendix A.

MW057

Mann-Kendall Trend Test Analysis

User Selected Options	
Date/Time of Computation	ProUCL 5.2 12/08/2024 3:00:41 PM
From File	Northwest Boundary (MW030, MW053, MW054, MW057, MW058, MW107D, MW107I, MW108)_c.xls
Full Precision	OFF
Confidence Coefficient	0.95
Level of Significance	0.05

Sum of PFHxS and PFOS (µg/L)

General Statistics	
Number of Events Reported (m)	11
Number of Missing Events	0
Number or Reported Events Used	11
Number Values Reported (n)	11
Minimum	0.75
Maximum	1.33
Mean	0.912
Geometric Mean	0.9
Median	0.86
Standard Deviation	0.165
Coefficient of Variation	0.181

Mann-Kendall Test	
M-K Test Value (S)	1
Tabulated p-value	0.5
Standard Deviation of S	12.85
Standardized Value of S	0
Approximate p-value	0.5

Insufficient evidence to identify a significant trend at the specified level of significance.

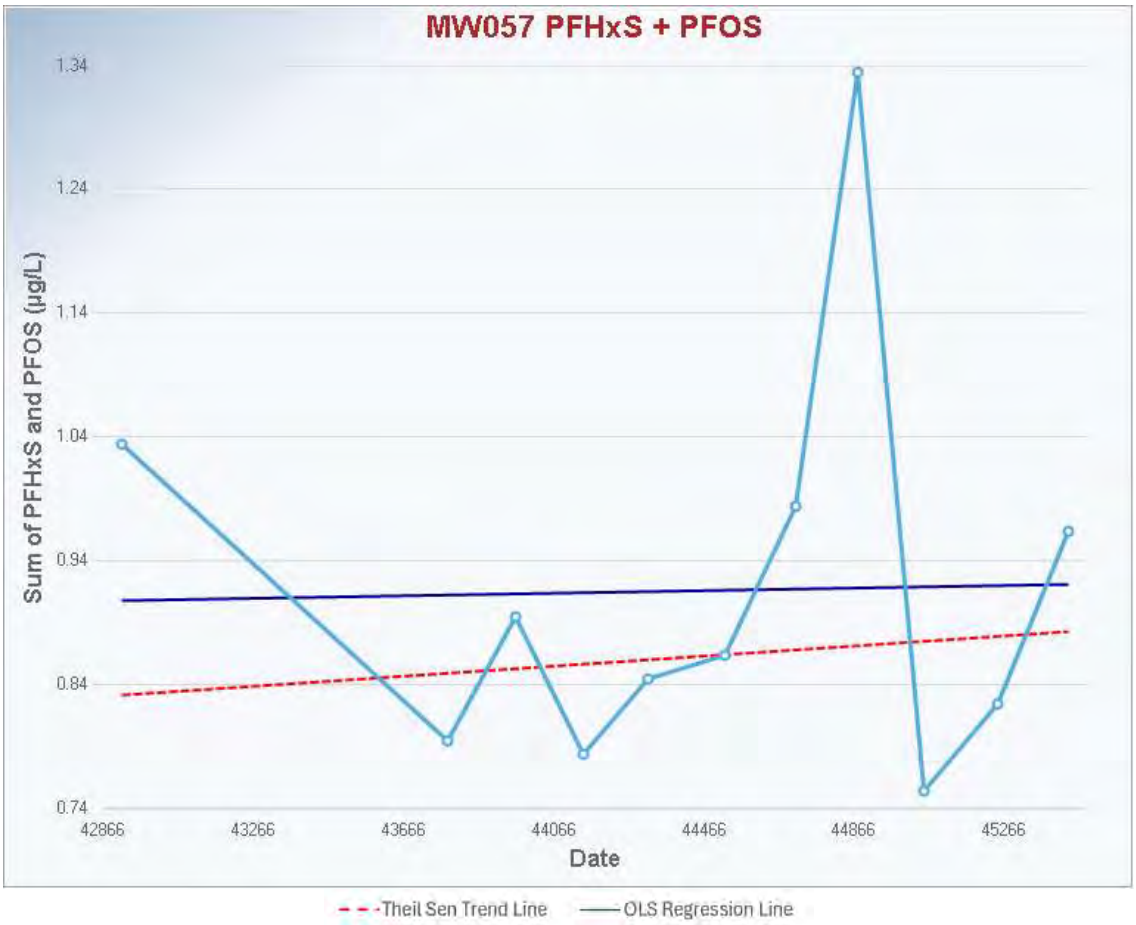

Note: Dates are presented numerically in ProUCL software figures, full data set with sample dates is provided in factual reports in Appendix A.

MW058

Mann-Kendall Trend Test Analysis

User Selected Options	
Date/Time of Computation	ProUCL 5.2 12/08/2024 3:03:21 PM
From File	Northwest Boundary (MW030, MW053, MW054, MW057, MW058, MW107D, MW107I, MW108)_d.xls
Full Precision	OFF
Confidence Coefficient	0.95
Level of Significance	0.05

Perfluorooctanoic acid (PFOA) (µg/L)

General Statistics	
Number of Events Reported (m)	11
Number of Missing Events	0
Number or Reported Events Used	11
Number Values Reported (n)	11
Minimum	0.02
Maximum	0.9
Mean	0.465
Geometric Mean	0.323
Median	0.46
Standard Deviation	0.268
Coefficient of Variation	0.576

Mann-Kendall Test	
M-K Test Value (S)	19
Tabulated p-value	0.082
Standard Deviation of S	12.85
Standardized Value of S	1.401
Approximate p-value	0.0806

Insufficient evidence to identify a significant trend at the specified level of significance.

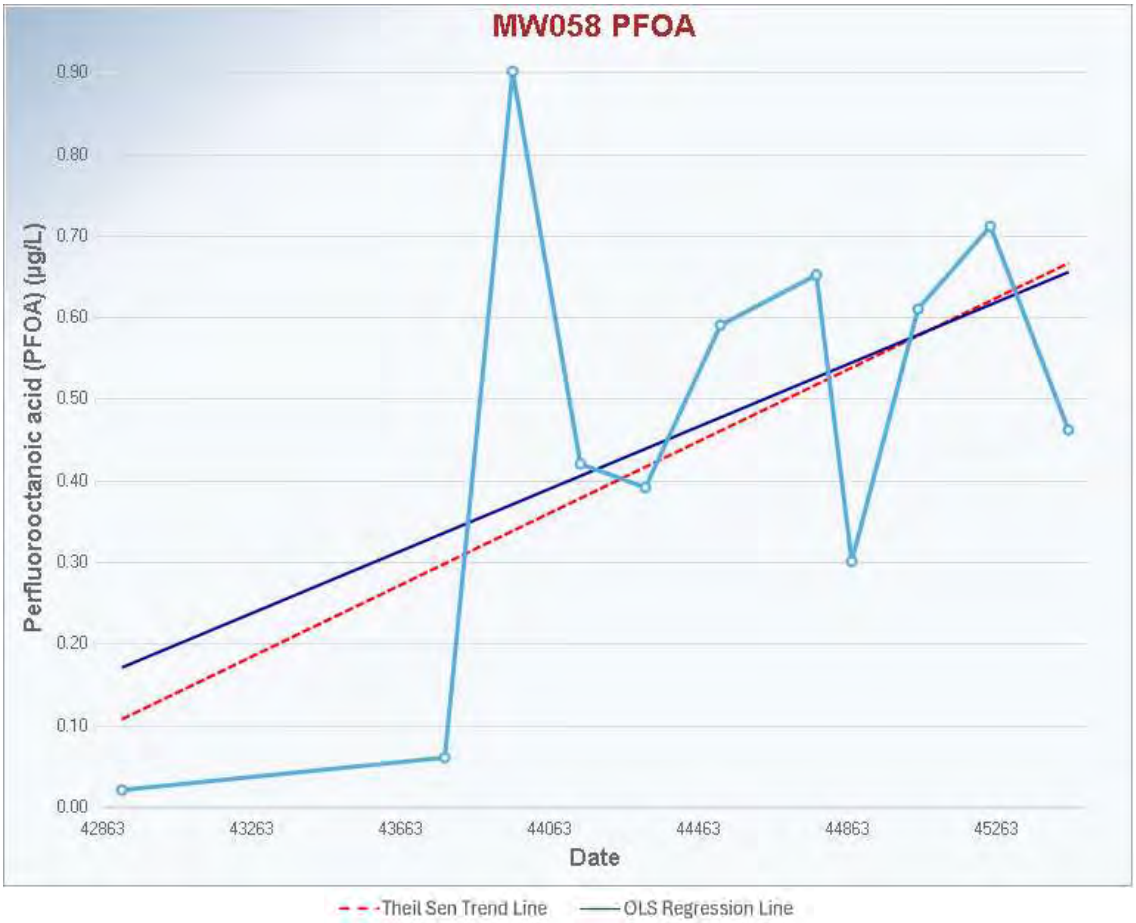

Note: Dates are presented numerically in ProUCL software figures, full data set with sample dates is provided in factual reports in Appendix A.

MW058

Mann-Kendall Trend Test Analysis

User Selected Options	
Date/Time of Computation	ProUCL 5.2 12/08/2024 3:04:33 PM
From File	Northwest Boundary (MW030, MW053, MW054, MW057, MW058, MW107D, MW107I, MW108)_d.xls
Full Precision	OFF
Confidence Coefficient	0.95
Level of Significance	0.05

Sum of PFHxS and PFOS (µg/L)

General Statistics	
Number of Events Reported (m)	11
Number of Missing Events	0
Number or Reported Events Used	11
Number Values Reported (n)	11
Minimum	1.86
Maximum	11.7
Mean	6.062
Geometric Mean	5.17
Median	5.68
Standard Deviation	3.437
Coefficient of Variation	0.567

Mann-Kendall Test	
M-K Test Value (S)	15
Tabulated p-value	0.141
Standard Deviation of S	12.85
Standardized Value of S	1.09
Approximate p-value	0.138

Insufficient evidence to identify a significant trend at the specified level of significance.

Note: Dates are presented numerically in ProUCL software figures, full data set with sample dates is provided in factual reports in Appendix A.

MW062

Mann-Kendall Trend Test Analysis

User Selected Options	
Date/Time of Computation	ProUCL 5.2 12/08/2024 2:47:34 PM
From File	FS & Hanger 54 (MW024, MW025, MW028, MW062, MW063)_c.xls
Full Precision	OFF
Confidence Coefficient	0.95
Level of Significance	0.05

Perfluorooctanoic acid (PFOA) (µg/L)

General Statistics

Number of Events Reported (m)	11
Number of Missing Events	0
Number or Reported Events Used	11
Number Values Reported (n)	11
Minimum	0.01
Maximum	0.05
Mean	0.0136
Geometric Mean	0.0116
Median	0.01
Standard Deviation	0.0121
Coefficient of Variation	0.884

Mann-Kendall Test

M-K Test Value (S)	-8
Tabulated p-value	0.271
Standard Deviation of S	6.325
Standardized Value of S	-1.107
Approximate p-value	0.134

Insufficient evidence to identify a significant trend at the specified level of significance.

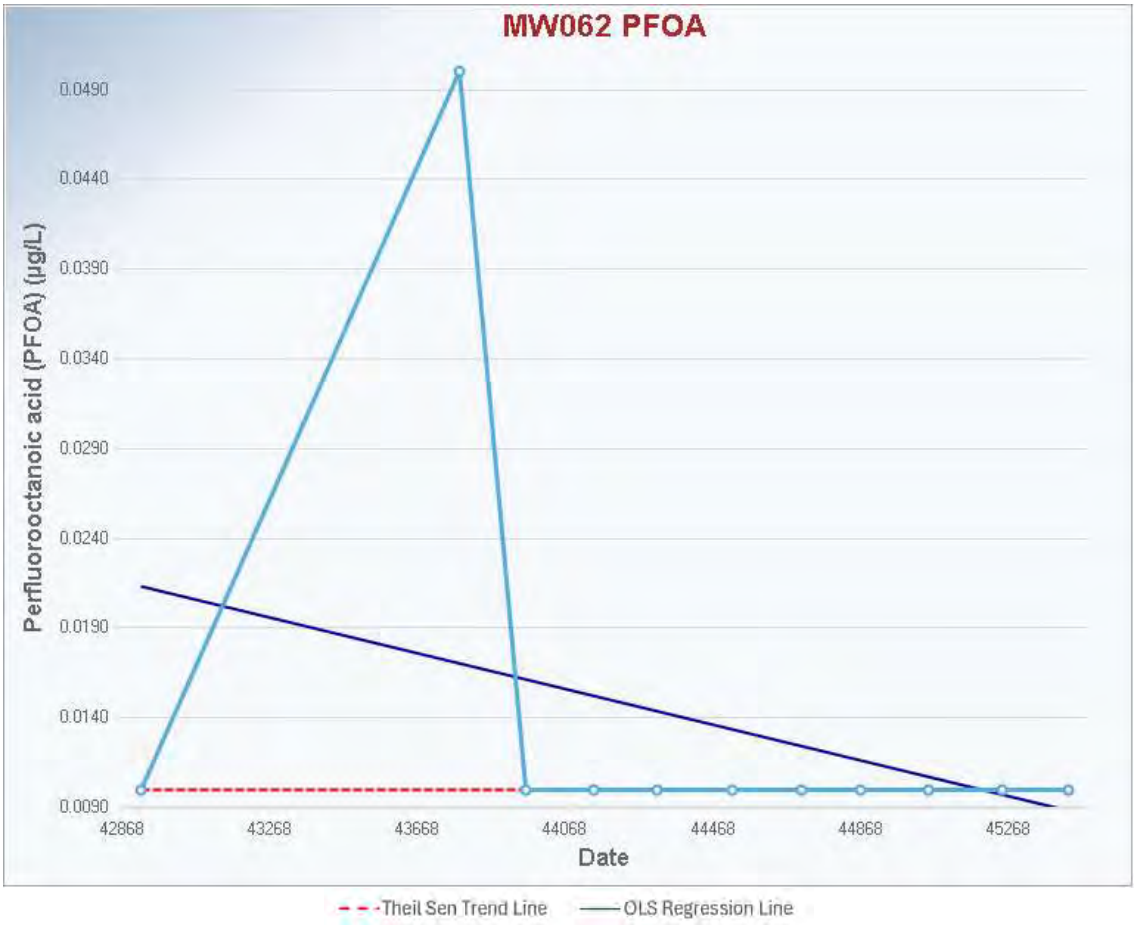

Note: Dates are presented numerically in ProUCL software figures, full data set with sample dates is provided in factual reports in Appendix A.

MW062

Mann-Kendall Trend Test Analysis

User Selected Options	
Date/Time of Computation	ProUCL 5.2 12/08/2024 2:48:25 PM
From File	FS & Hanger 54 (MW024, MW025, MW028, MW062, MW063)_c.xls
Full Precision	OFF
Confidence Coefficient	0.95
Level of Significance	0.05

Sum of PFHxS and PFOS (µg/L)

General Statistics

Number of Events Reported (m)	11
Number of Missing Events	0
Number or Reported Events Used	11
Number Values Reported (n)	11
Minimum	0.4
Maximum	0.95
Mean	0.621
Geometric Mean	0.595
Median	0.66
Standard Deviation	0.188
Coefficient of Variation	0.303

Mann-Kendall Test

M-K Test Value (S)	-10
Tabulated p-value	0.223
Standard Deviation of S	12.81
Standardized Value of S	-0.703
Approximate p-value	0.241

Insufficient evidence to identify a significant trend at the specified level of significance.

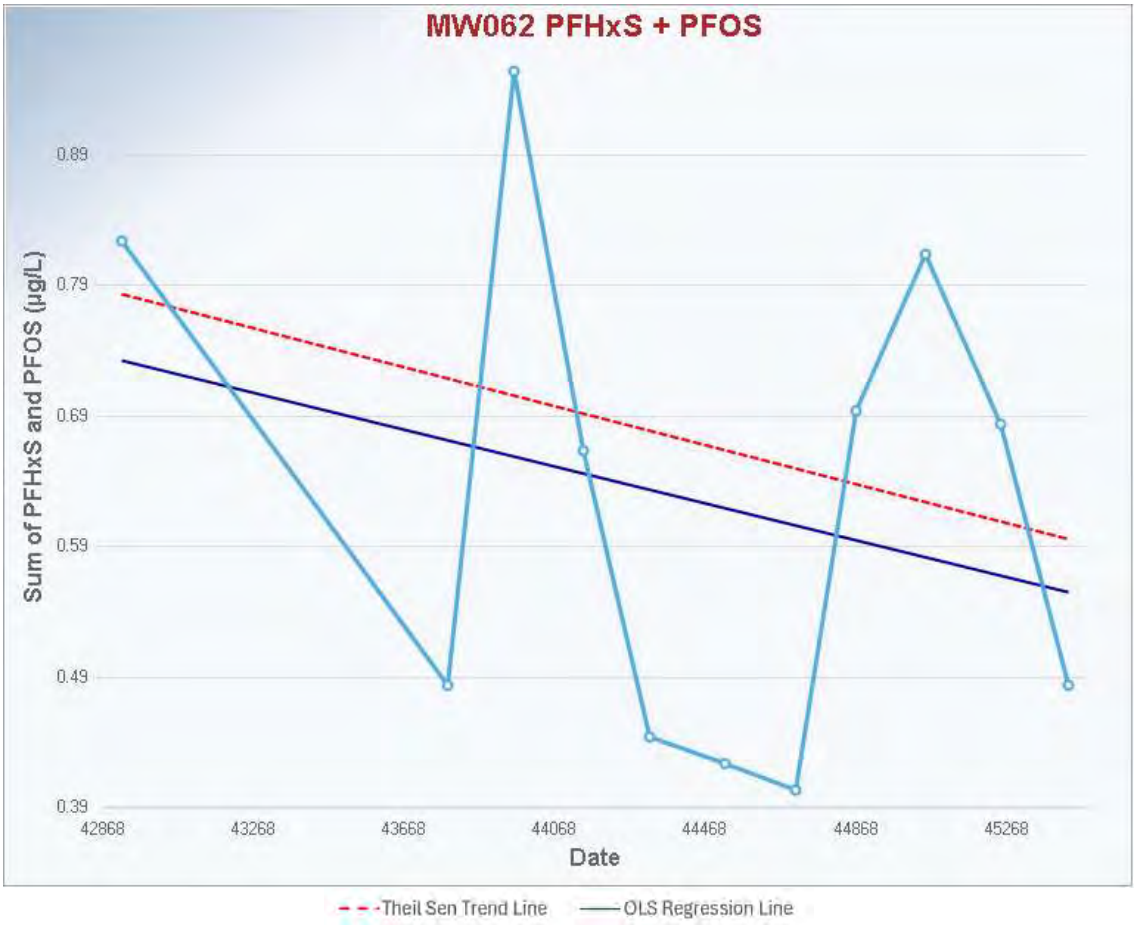

Note: Dates are presented numerically in ProUCL software figures, full data set with sample dates is provided in factual reports in Appendix A.

MW063

Mann-Kendall Trend Test Analysis

User Selected Options	
Date/Time of Computation	ProUCL 5.2 12/08/2024 2:51:32 PM
From File	FS & Hanger 54 (MW024, MW025, MW028, MW062, MW063)_d.xls
Full Precision	OFF
Confidence Coefficient	0.95
Level of Significance	0.05

Perfluorooctanoic acid (PFOA) (µg/L)

General Statistics

Number of Events Reported (m)	11
Number of Missing Events	0
Number or Reported Events Used	11
Number Values Reported (n)	11
Minimum	0.05
Maximum	1.37
Mean	0.661
Geometric Mean	0.526
Median	0.56
Standard Deviation	0.37
Coefficient of Variation	0.56

Mann-Kendall Test

M-K Test Value (S)	5
Tabulated p-value	0.381
Standard Deviation of S	12.85
Standardized Value of S	0.311
Approximate p-value	0.378

Insufficient evidence to identify a significant trend at the specified level of significance.

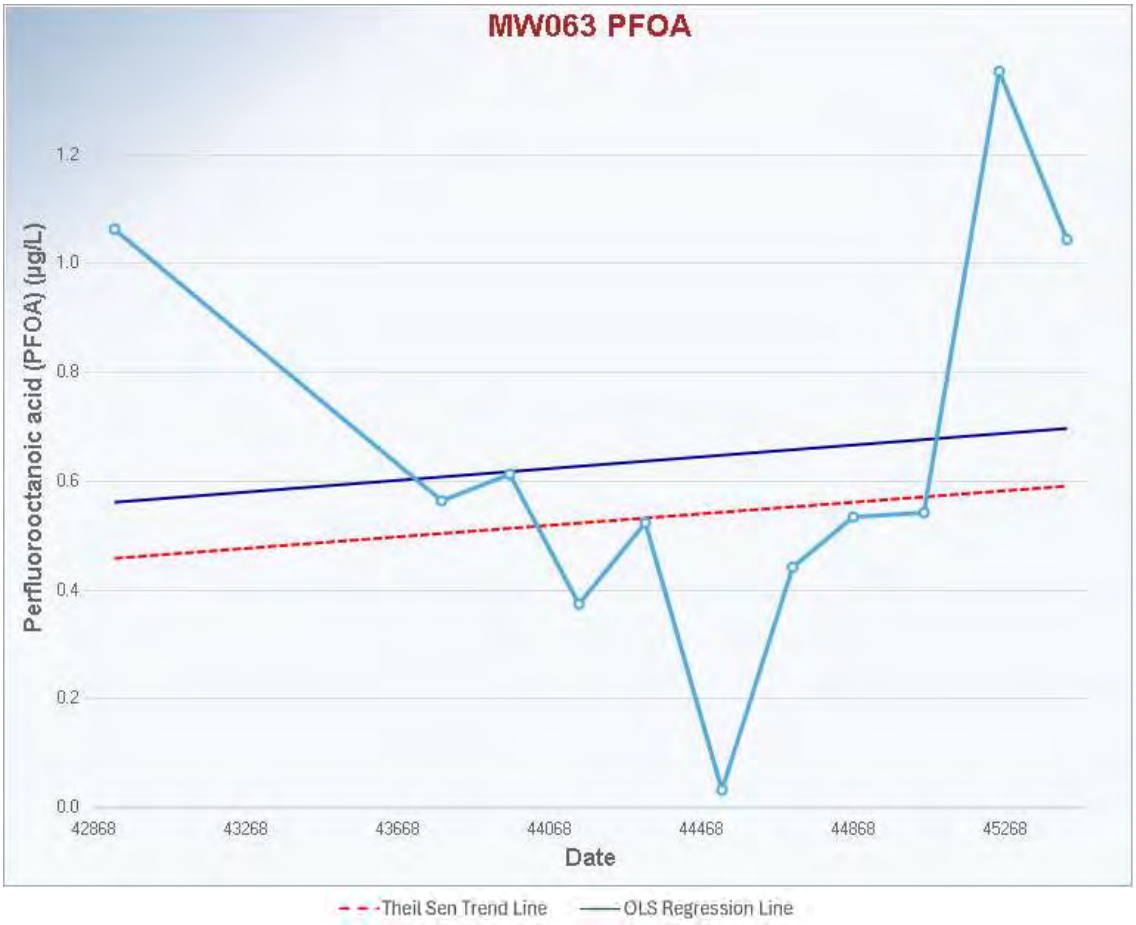

Note: Dates are presented numerically in ProUCL software figures, full data set with sample dates is provided in factual reports in Appendix A.

MW063

Mann-Kendall Trend Test Analysis

User Selected Options	
Date/Time of Computation	ProUCL 5.2 12/08/2024 2:50:40 PM
From File	FS & Hanger 54 (MW024, MW025, MW028, MW062, MW063)_d.xls
Full Precision	OFF
Confidence Coefficient	0.95
Level of Significance	0.05

Sum of PFHxS and PFOS (µg/L)

General Statistics

Number of Events Reported (m)	11
Number of Missing Events	0
Number or Reported Events Used	11
Number Values Reported (n)	11
Minimum	1.28
Maximum	21.5
Mean	11.68
Geometric Mean	9.866
Median	9.75
Standard Deviation	5.501
Coefficient of Variation	0.471

Mann-Kendall Test

M-K Test Value (S)	1
Tabulated p-value	0.5
Standard Deviation of S	12.85
Standardized Value of S	0
Approximate p-value	0.5

Insufficient evidence to identify a significant trend at the specified level of significance.

Note: Dates are presented numerically in ProUCL software figures, full data set with sample dates is provided in factual reports in Appendix A.

MW079

Mann-Kendall Trend Test Analysis

User Selected Options	
Date/Time of Computation	ProUCL 5.2 26/08/2024 10:05:34 AM
From File	FFTG & West (MW008, MW009, MW010, MW040, MW079)_d.xls
Full Precision	OFF
Confidence Coefficient	0.95
Level of Significance	0.05

Perfluorooctanoic acid (PFOA) (µg/L)

General Statistics

Number of Events Reported (m)	11
Number of Missing Events	0
Number or Reported Events Used	11
Number Values Reported (n)	11
Minimum	0.01
Maximum	0.06
Mean	0.0336
Geometric Mean	0.0288
Median	0.02
Standard Deviation	0.0186
Coefficient of Variation	0.553

Mann-Kendall Test

M-K Test Value (S)	23
Tabulated p-value	0.043
Standard Deviation of S	12.1
Standardized Value of S	1.819
Approximate p-value	0.0345

Statistically significant evidence of an increasing trend at the specified level of significance.

Note: Dates are presented numerically in ProUCL software figures, full data set with sample dates is provided in factual reports in Appendix A.

MW079

Mann-Kendall Trend Test Analysis

User Selected Options	
Date/Time of Computation	ProUCL 5.2 26/08/2024 10:06:27 AM
From File	FFTG & West (MW008, MW009, MW010, MW040, MW079)_d.xls
Full Precision	OFF
Confidence Coefficient	0.95
Level of Significance	0.05

Sum of PFHxS and PFOS (µg/L)

General Statistics

Number of Events Reported (m)	11
Number of Missing Events	0
Number or Reported Events Used	11
Number Values Reported (n)	11
Minimum	0.58
Maximum	3.08
Mean	1.62
Geometric Mean	1.385
Median	1.13
Standard Deviation	0.92
Coefficient of Variation	0.568

Mann-Kendall Test

M-K Test Value (S)	41
Tabulated p-value	0
Standard Deviation of S	12.85
Standardized Value of S	3.114
Approximate p-value	9.2286E-4

Statistically significant evidence of an increasing trend at the specified level of significance.

Note: Dates are presented numerically in ProUCL software figures, full data set with sample dates is provided in factual reports in Appendix A.

MW107D

Mann-Kendall Trend Test Analysis

User Selected Options	
Date/Time of Computation	ProUCL 5.2 20/08/2024 1:46:12 PM
From File	Northwest Boundary (MW030, MW053, MW054, MW057, MW058, MW107D, MW107I, MW108)_e.xls
Full Precision	OFF
Confidence Coefficient	0.95
Level of Significance	0.05

Perfluorooctanoic acid (PFOA) (µg/L)

General Statistics	
Number of Events Reported (m)	10
Number of Missing Events	0
Number or Reported Events Used	10
Number Values Reported (n)	10
Minimum	0.01
Maximum	2.07
Mean	0.453
Geometric Mean	0.184
Median	0.17
Standard Deviation	0.644
Coefficient of Variation	1.422

Mann-Kendall Test	
M-K Test Value (S)	-1
Tabulated p-value	0.5
Standard Deviation of S	11.18
Standardized Value of S	0
Approximate p-value	0.5

Insufficient evidence to identify a significant trend at the specified level of significance.

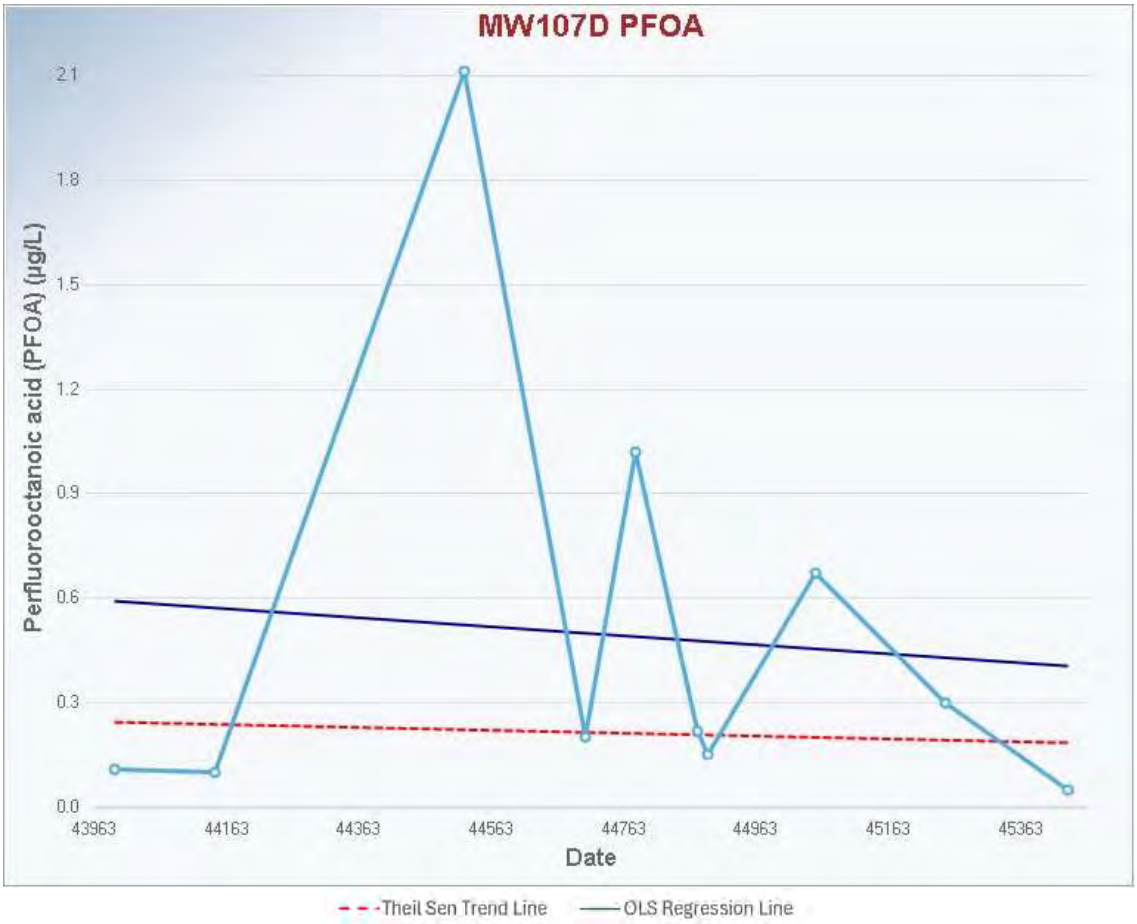

Note: Dates are presented numerically in ProUCL software figures, full data set with sample dates is provided in factual reports in Appendix A.

MW107D

Mann-Kendall Trend Test Analysis

User Selected Options	
Date/Time of Computation	ProUCL 5.2 20/08/2024 1:47:17 PM
From File	Northwest Boundary (MW030, MW053, MW054, MW057, MW058, MW107D, MW107I, MW108)_e.xls
Full Precision	OFF
Confidence Coefficient	0.95
Level of Significance	0.05

Sum of PFHxS and PFOS (µg/L)

General Statistics	
Number of Events Reported (m)	10
Number of Missing Events	0
Number or Reported Events Used	10
Number Values Reported (n)	10
Minimum	1.41
Maximum	21.7
Mean	7.465
Geometric Mean	5.058
Median	5.15
Standard Deviation	6.852
Coefficient of Variation	0.918

Mann-Kendall Test	
M-K Test Value (S)	-3
Tabulated p-value	0.431
Standard Deviation of S	11.18
Standardized Value of S	-0.179
Approximate p-value	0.429

Insufficient evidence to identify a significant trend at the specified level of significance.

Note: Dates are presented numerically in ProUCL software figures, full data set with sample dates is provided in factual reports in Appendix A.

MW107I

Mann-Kendall Trend Test Analysis

User Selected Options	
Date/Time of Computation	ProUCL 5.2 12/08/2024 3:10:01 PM
From File	Northwest Boundary (MW030, MW053, MW054, MW057, MW058, MW107D, MW107I, MW108)_f.xls
Full Precision	OFF
Confidence Coefficient	0.95
Level of Significance	0.05

Perfluorooctanoic acid (PFOA) (µg/L)

General Statistics	
Number of Events Reported (m)	11
Number of Missing Events	0
Number or Reported Events Used	11
Number Values Reported (n)	11
Minimum	0.19
Maximum	105
Mean	31.06
Geometric Mean	8.457
Median	7.5
Standard Deviation	40.57
Coefficient of Variation	1.306

Mann-Kendall Test	
M-K Test Value (S)	26
Tabulated p-value	0.064
Standard Deviation of S	16.39
Standardized Value of S	1.525
Approximate p-value	0.0636

Insufficient evidence to identify a significant trend at the specified level of significance.

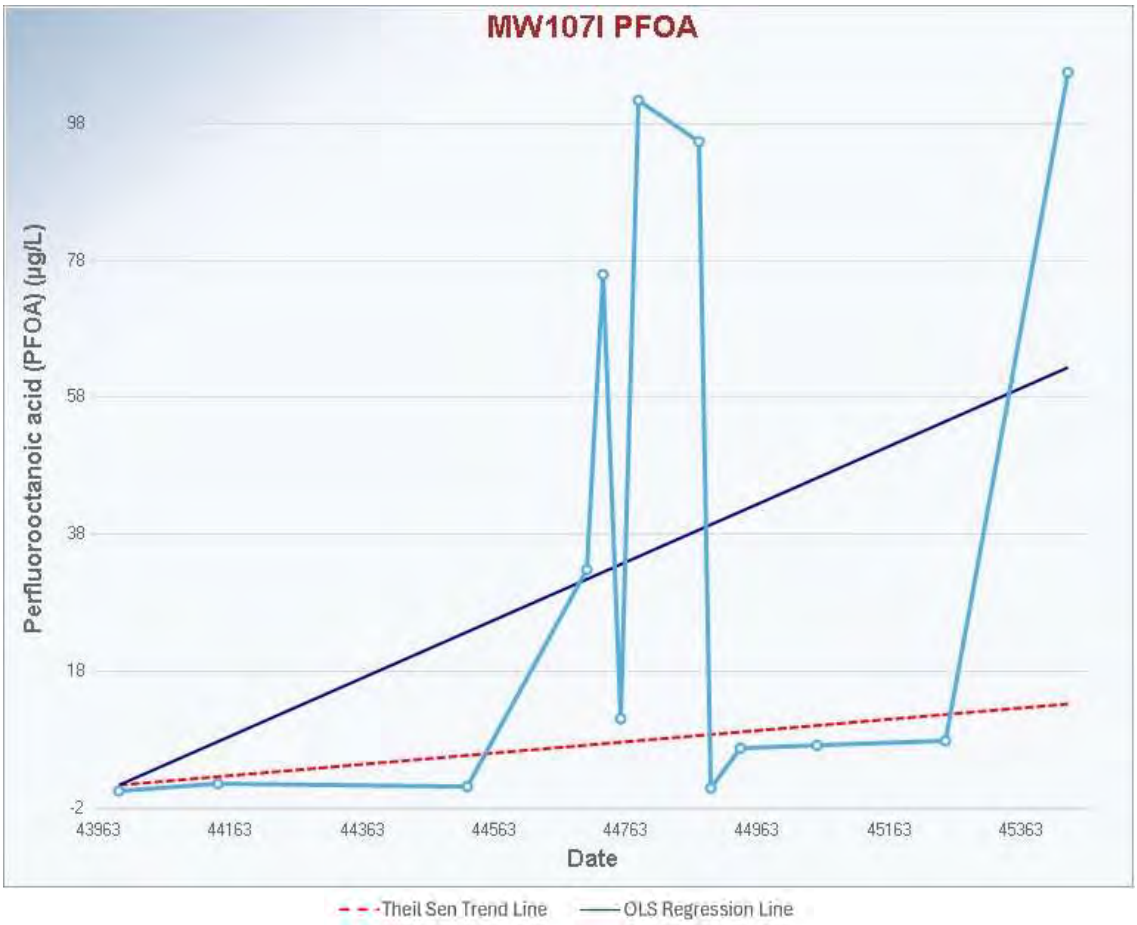

Note: Dates are presented numerically in ProUCL software figures, full data set with sample dates is provided in factual reports in Appendix A.

MW107I

Mann-Kendall Trend Test Analysis

User Selected Options	
Date/Time of Computation	ProUCL 5.2 12/08/2024 3:11:02 PM
From File	Northwest Boundary (MW030, MW053, MW054, MW057, MW058, MW107D, MW107I, MW108)_f.xls
Full Precision	OFF
Confidence Coefficient	0.95
Level of Significance	0.05

Sum of PFHxS and PFOS (µg/L)

General Statistics	
Number of Events Reported (m)	13
Number of Missing Events	0
Number or Reported Events Used	13
Number Values Reported (n)	13
Minimum	5
Maximum	1280
Mean	410.6
Geometric Mean	123.4
Median	132
Standard Deviation	493.8
Coefficient of Variation	1.202

Mann-Kendall Test	
M-K Test Value (S)	29
Tabulated p-value	0.05
Standard Deviation of S	16.36
Standardized Value of S	1.711
Approximate p-value	0.0435

Statistically significant evidence of an increasing trend at the specified level of significance.

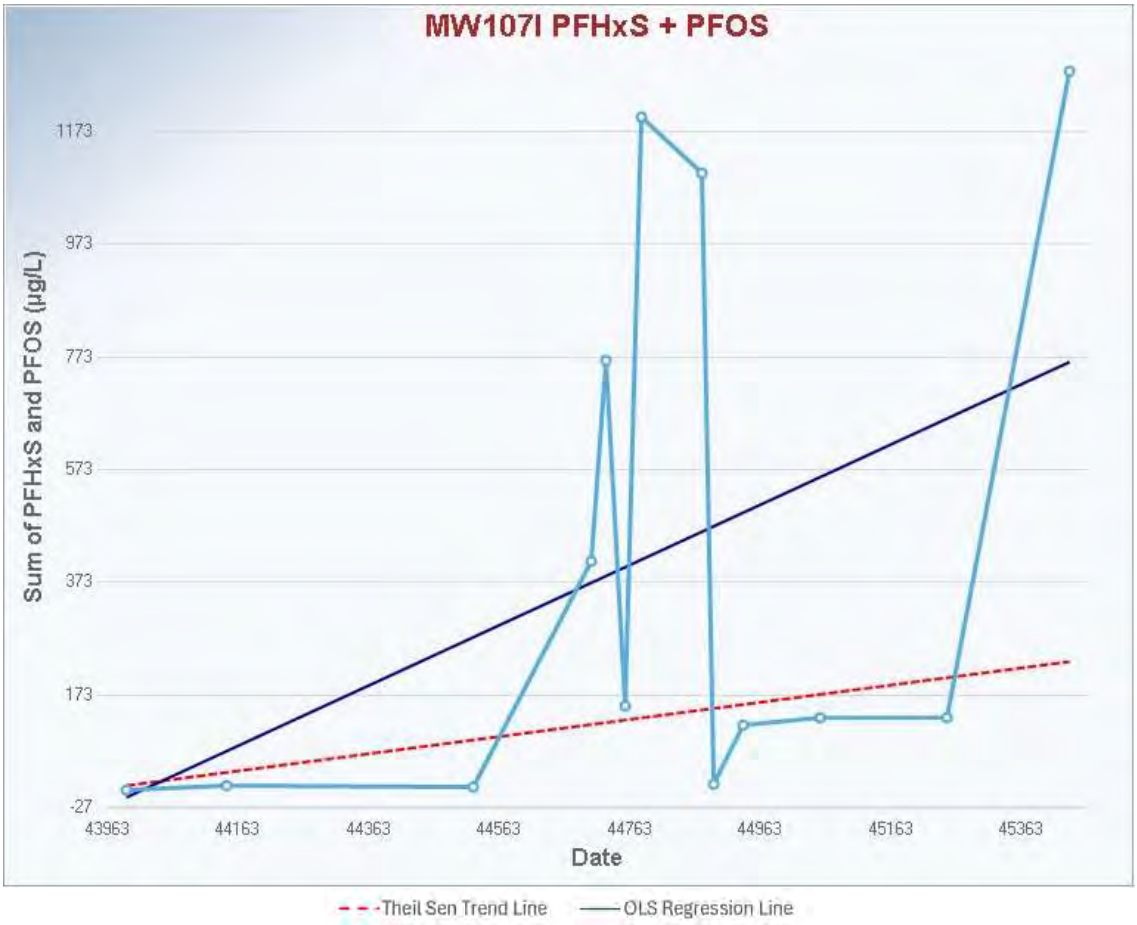

Note: Dates are presented numerically in ProUCL software figures, full data set with sample dates is provided in factual reports in Appendix A.

MW108

Mann-Kendall Trend Test Analysis

User Selected Options	
Date/Time of Computation	ProUCL 5.2 12/08/2024 3:13:51 PM
From File	Northwest Boundary (MW030, MW053, MW054, MW057, MW058, MW107D, MW107I, MW108)_g.xls
Full Precision	OFF
Confidence Coefficient	0.95
Level of Significance	0.05

Perfluorooctanoic acid (PFOA) (µg/L)

General Statistics	
Number of Events Reported (m)	9
Number of Missing Events	0
Number or Reported Events Used	9
Number Values Reported (n)	9
Minimum	0.01
Maximum	0.13
Mean	0.0533
Geometric Mean	0.0326
Median	0.02
Standard Deviation	0.0482
Coefficient of Variation	0.904

Mann-Kendall Test	
M-K Test Value (S)	1
Tabulated p-value	0.54
Standard Deviation of S	9.292
Standardized Value of S	0
Approximate p-value	0.5

Insufficient evidence to identify a significant trend at the specified level of significance.

Note: Dates are presented numerically in ProUCL software figures, full data set with sample dates is provided in factual reports in Appendix A.

MW108

Mann-Kendall Trend Test Analysis

User Selected Options	
Date/Time of Computation	ProUCL 5.2 12/08/2024 3:14:42 PM
From File	Northwest Boundary (MW030, MW053, MW054, MW057, MW058, MW107D, MW107I, MW108)_g.xls
Full Precision	OFF
Confidence Coefficient	0.95
Level of Significance	0.05

Sum of PFHxS and PFOS (µg/L)

General Statistics	
Number of Events Reported (m)	9
Number of Missing Events	0
Number or Reported Events Used	9
Number Values Reported (n)	9
Minimum	0.37
Maximum	3.63
Mean	1.363
Geometric Mean	1.017
Median	0.83
Standard Deviation	1.18
Coefficient of Variation	0.866

Mann-Kendall Test	
M-K Test Value (S)	14
Tabulated p-value	0.09
Standard Deviation of S	9.592
Standardized Value of S	1.355
Approximate p-value	0.0877

Insufficient evidence to identify a significant trend at the specified level of significance.

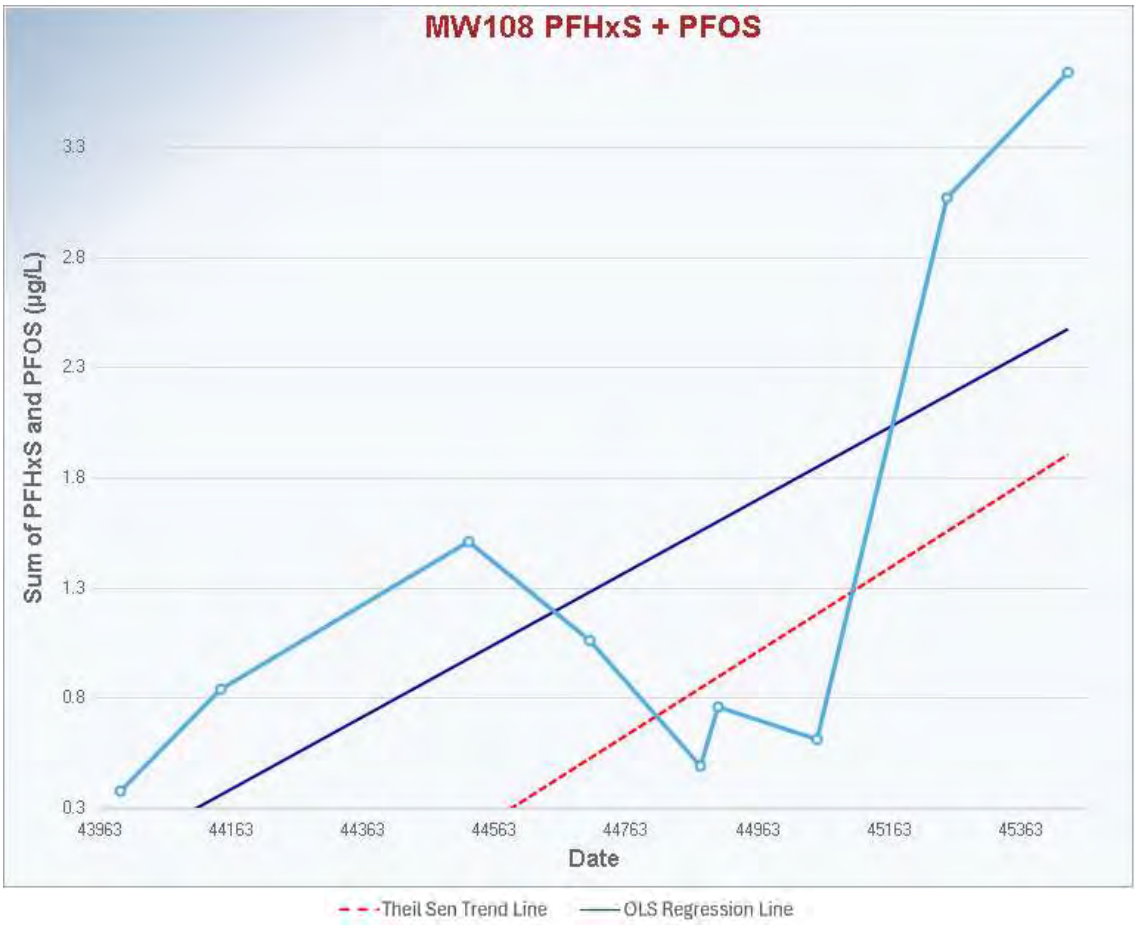

Note: Dates are presented numerically in ProUCL software figures, full data set with sample dates is provided in factual reports in Appendix A.

MW109

Mann-Kendall Trend Test Analysis

User Selected Options	
Date/Time of Computation	ProUCL 5.2 12/08/2024 1:59:03 PM
From File	Bakers Lagoon (STP) (MW021, MW022, MW023, MW109, MW110)_c.xls
Full Precision	OFF
Confidence Coefficient	0.95
Level of Significance	0.05

Perfluorooctanoic acid (PFOA) (µg/L)

General Statistics	
Number of Events Reported (m)	8
Number of Missing Events	0
Number or Reported Events Used	8
Number Values Reported (n)	8
Minimum	0.07
Maximum	0.2
Mean	0.141
Geometric Mean	0.133
Median	0.145
Standard Deviation	0.0497
Coefficient of Variation	0.352

Mann-Kendall Test	
M-K Test Value (S)	8
Tabulated p-value	0.119
Standard Deviation of S	8.083
Standardized Value of S	0.866
Approximate p-value	0.193

Insufficient evidence to identify a significant trend at the specified level of significance.

Note: Dates are presented numerically in ProUCL software figures, full data set with sample dates is provided in factual reports in Appendix A.

MW109

Mann-Kendall Trend Test Analysis

User Selected Options	
Date/Time of Computation	ProUCL 5.2 12/08/2024 2:00:27 PM
From File	Bakers Lagoon (STP) (MW021, MW022, MW023, MW109, MW110)_c.xls
Full Precision	OFF
Confidence Coefficient	0.95
Level of Significance	0.05

Sum of PFHxS and PFOS (µg/L)

General Statistics	
Number of Events Reported (m)	8
Number of Missing Events	0
Number or Reported Events Used	8
Number Values Reported (n)	8
Minimum	2.37
Maximum	6.41
Mean	4.97
Geometric Mean	4.704
Median	5.585
Standard Deviation	1.576
Coefficient of Variation	0.317

Mann-Kendall Test	
M-K Test Value (S)	8
Tabulated p-value	0.119
Standard Deviation of S	8.083
Standardized Value of S	0.866
Approximate p-value	0.193

Insufficient evidence to identify a significant trend at the specified level of significance.

Note: Dates are presented numerically in ProUCL software figures, full data set with sample dates is provided in factual reports in Appendix A.

MW110

Mann-Kendall Trend Test Analysis

User Selected Options	
Date/Time of Computation	ProUCL 5.2 21/08/2024 10:55:48 AM
From File	Bakers Lagoon (STP) (MW021, MW022, MW023, MW109, MW110)_d.xls
Full Precision	OFF
Confidence Coefficient	0.95
Level of Significance	0.05

Perfluorooctanoic acid (PFOA) (µg/L)

General Statistics	
Number of Events Reported (m)	8
Number of Missing Events	0
Number or Reported Events Used	8
Number Values Reported (n)	8
Minimum	0.01
Maximum	0.06
Mean	0.0325
Geometric Mean	0.0249
Median	0.035
Standard Deviation	0.0219
Coefficient of Variation	0.673

Mann-Kendall Test	
M-K Test Value (S)	4
Tabulated p-value	0.36
Standard Deviation of S	7.616
Standardized Value of S	0.394
Approximate p-value	0.347

Insufficient evidence to identify a significant trend at the specified level of significance.

Note: Dates are presented numerically in ProUCL software figures, full data set with sample dates is provided in factual reports in Appendix A.

MW110

Mann-Kendall Trend Test Analysis

User Selected Options	
Date/Time of Computation	ProUCL 5.2 21/08/2024 10:56:59 AM
From File	Bakers Lagoon (STP) (MW021, MW022, MW023, MW109, MW110)_d.xls
Full Precision	OFF
Confidence Coefficient	0.95
Level of Significance	0.05

Sum of PFHxS and PFOS (µg/L)

General Statistics	
Number of Events Reported (m)	8
Number of Missing Events	0
Number or Reported Events Used	8
Number Values Reported (n)	8
Minimum	0.19
Maximum	2.46
Mean	1.403
Geometric Mean	1.005
Median	1.585
Standard Deviation	0.961
Coefficient of Variation	0.686

Mann-Kendall Test	
M-K Test Value (S)	-8
Tabulated p-value	0.119
Standard Deviation of S	8.083
Standardized Value of S	-0.866
Approximate p-value	0.193

Insufficient evidence to identify a significant trend at the specified level of significance.

Note: Dates are presented numerically in ProUCL software figures, full data set with sample dates is provided in factual reports in Appendix A.

MW111

Mann-Kendall Trend Test Analysis

User Selected Options	
Date/Time of Computation	ProUCL 5.2 20/08/2024 2:00:36 PM
From File	Rickabys Creek North (MW005, MW111)_a.xls
Full Precision	OFF
Confidence Coefficient	0.95
Level of Significance	0.05

Perfluorooctanoic acid (PFOA) (µg/L)

General Statistics

Number of Events Reported (m)	8
Number of Missing Events	0
Number or Reported Events Used	8
Number Values Reported (n)	8
Minimum	0.01
Maximum	0.02
Mean	0.0125
Geometric Mean	0.0119
Median	0.01
Standard Deviation	0.00463
Coefficient of Variation	0.37

Mann-Kendall Test

M-K Test Value (S)	0
Tabulated p-value	0.548
Standard Deviation of S	6
Standardized Value of S	N/A
Approximate p-value	N/A

Insufficient evidence to identify a significant trend at the specified level of significance.

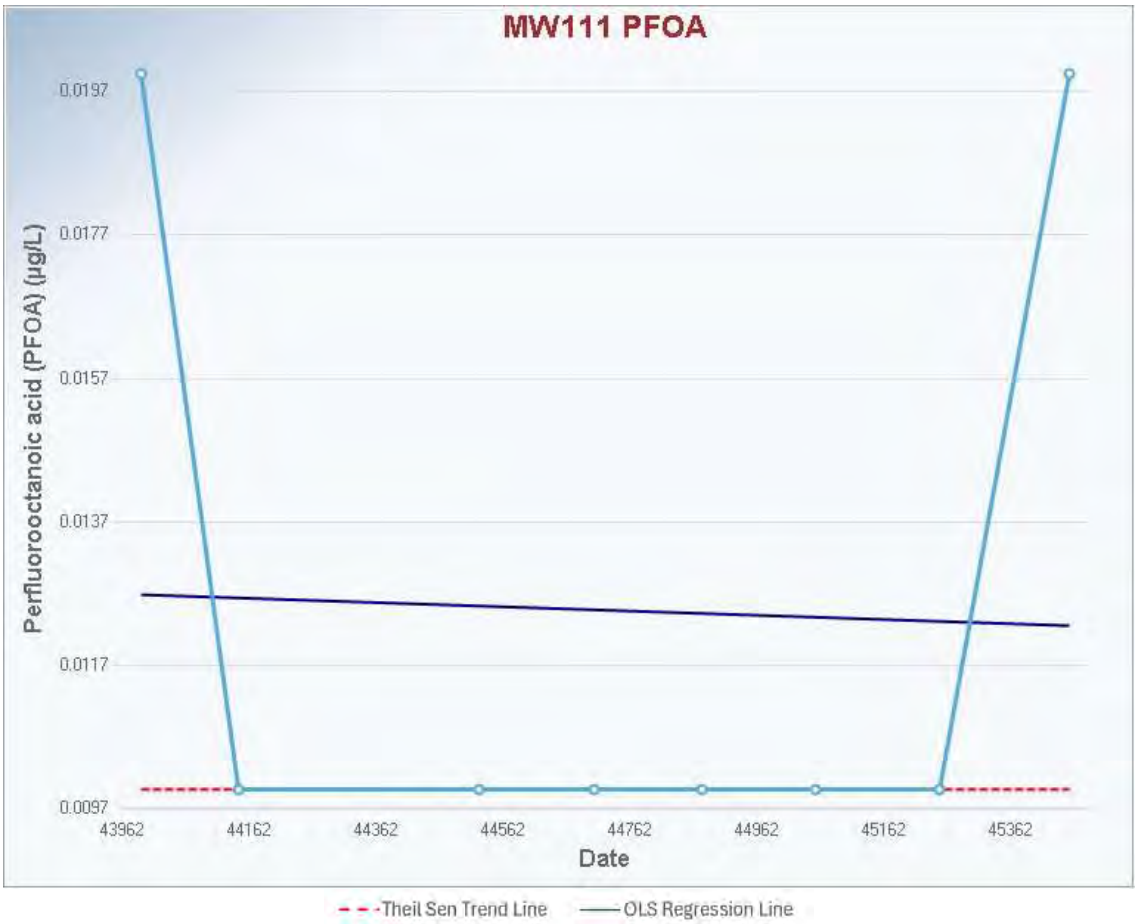

Note: Dates are presented numerically in ProUCL software figures, full data set with sample dates is provided in factual reports in Appendix A.

MW111

Mann-Kendall Trend Test Analysis

User Selected Options	
Date/Time of Computation	ProUCL 5.2 20/08/2024 2:01:36 PM
From File	Rickabys Creek North (MW005, MW111)_a.xls
Full Precision	OFF
Confidence Coefficient	0.95
Level of Significance	0.05

Sum of PFHxS and PFOS (µg/L)

General Statistics	
Number of Events Reported (m)	8
Number of Missing Events	0
Number or Reported Events Used	8
Number Values Reported (n)	8
Minimum	0.09
Maximum	0.87
Mean	0.395
Geometric Mean	0.291
Median	0.27
Standard Deviation	0.306
Coefficient of Variation	0.774

Mann-Kendall Test	
M-K Test Value (S)	0
Tabulated p-value	0.548
Standard Deviation of S	8.083
Standardized Value of S	N/A
Approximate p-value	N/A

Insufficient evidence to identify a significant trend at the specified level of significance.

Note: Dates are presented numerically in ProUCL software figures, full data set with sample dates is provided in factual reports in Appendix A.

MW114

Mann-Kendall Trend Test Analysis

User Selected Options	
Date/Time of Computation	ProUCL 5.2 21/08/2024 10:51:14 AM
From File	Rickabys Creek East (MW001, MW114)_a.xls
Full Precision	OFF
Confidence Coefficient	0.95
Level of Significance	0.05

Sum of PFHxS and PFOS (µg/L)

General Statistics	
Number of Events Reported (m)	8
Number of Missing Events	0
Number or Reported Events Used	8
Number Values Reported (n)	8
Minimum	0.06
Maximum	0.23
Mean	0.153
Geometric Mean	0.142
Median	0.15
Standard Deviation	0.0565
Coefficient of Variation	0.371

Mann-Kendall Test	
M-K Test Value (S)	17
Tabulated p-value	0.031
Standard Deviation of S	8.021
Standardized Value of S	1.995
Approximate p-value	0.023

Statistically significant evidence of an increasing trend at the specified level of significance.

Note: Dates are presented numerically in ProUCL software figures, full data set with sample dates is provided in factual reports in Appendix A.

MW143

Mann-Kendall Trend Test Analysis

User Selected Options	
Date/Time of Computation	ProUCL 5.2 12/08/2024 3:16:55 PM
From File	Offsite North (MW143, MW144).xls
Full Precision	OFF
Confidence Coefficient	0.95
Level of Significance	0.05

Sum of PFHxS and PFOS (µg/L)

General Statistics	
Number of Events Reported (m)	4
Number of Missing Events	0
Number or Reported Events Used	4
Number Values Reported (n)	4
Minimum	0.13
Maximum	0.83
Mean	0.48
Geometric Mean	0.377
Median	0.48
Standard Deviation	0.333
Coefficient of Variation	0.694

Mann-Kendall Test	
M-K Test Value (S)	-4
Tabulated p-value	0.167
Standard Deviation of S	2.944
Standardized Value of S	-1.019
Approximate p-value	0.154

Insufficient evidence to identify a significant trend at the specified level of significance.

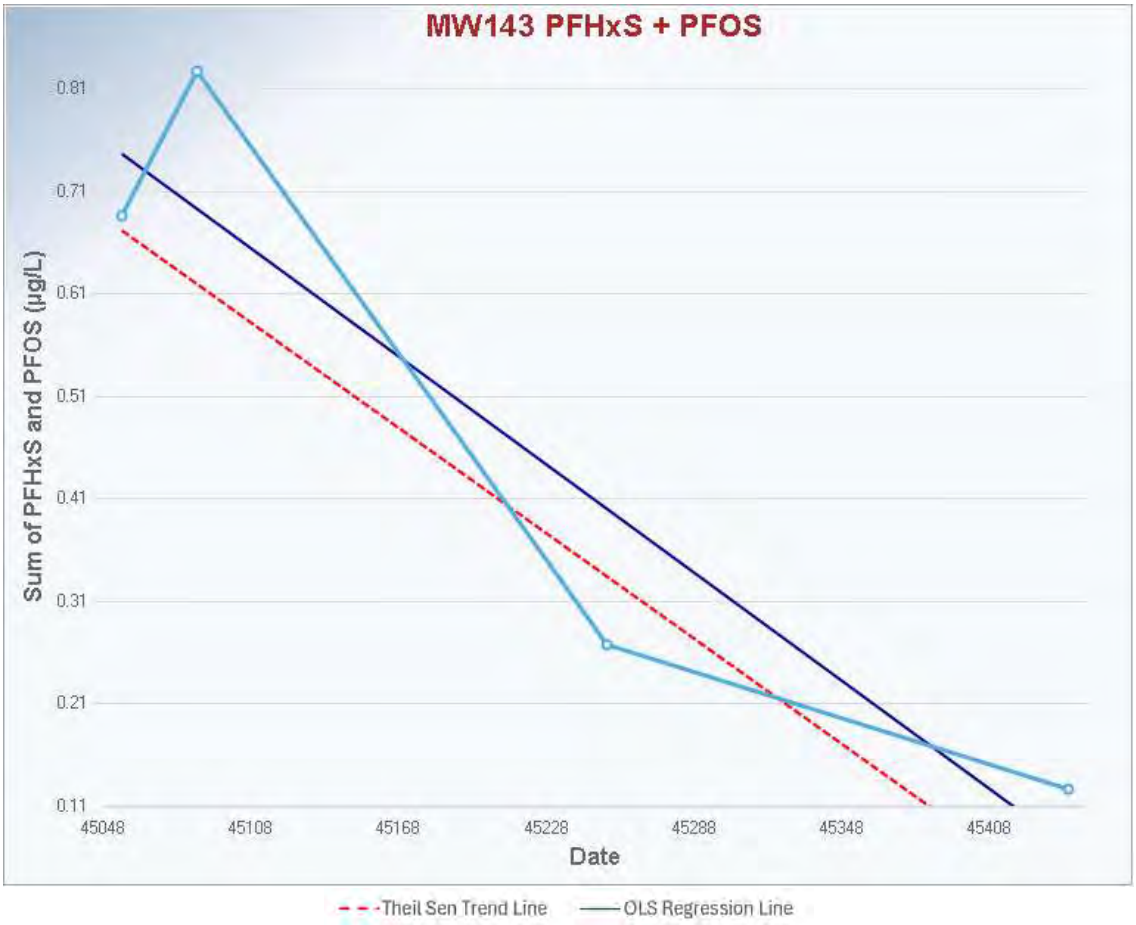

Note: Dates are presented numerically in ProUCL software figures, full data set with sample dates is provided in factual reports in Appendix A.

MW144

Mann-Kendall Trend Test Analysis

User Selected Options	
Date/Time of Computation	ProUCL 5.2 12/08/2024 3:19:31 PM
From File	Offsite North (MW143, MW144)_a.xls
Full Precision	OFF
Confidence Coefficient	0.95
Level of Significance	0.05

Sum of PFHxS and PFOS (µg/L)

General Statistics	
Number of Events Reported (m)	4
Number of Missing Events	0
Number or Reported Events Used	4
Number Values Reported (n)	4
Minimum	0.04
Maximum	0.09
Mean	0.0575
Geometric Mean	0.0542
Median	0.05
Standard Deviation	0.0236
Coefficient of Variation	0.411

Mann-Kendall Test	
M-K Test Value (S)	-3
Tabulated p-value	0.375
Standard Deviation of S	2.769
Standardized Value of S	-0.722
Approximate p-value	0.235

Insufficient evidence to identify a significant trend at the specified level of significance.

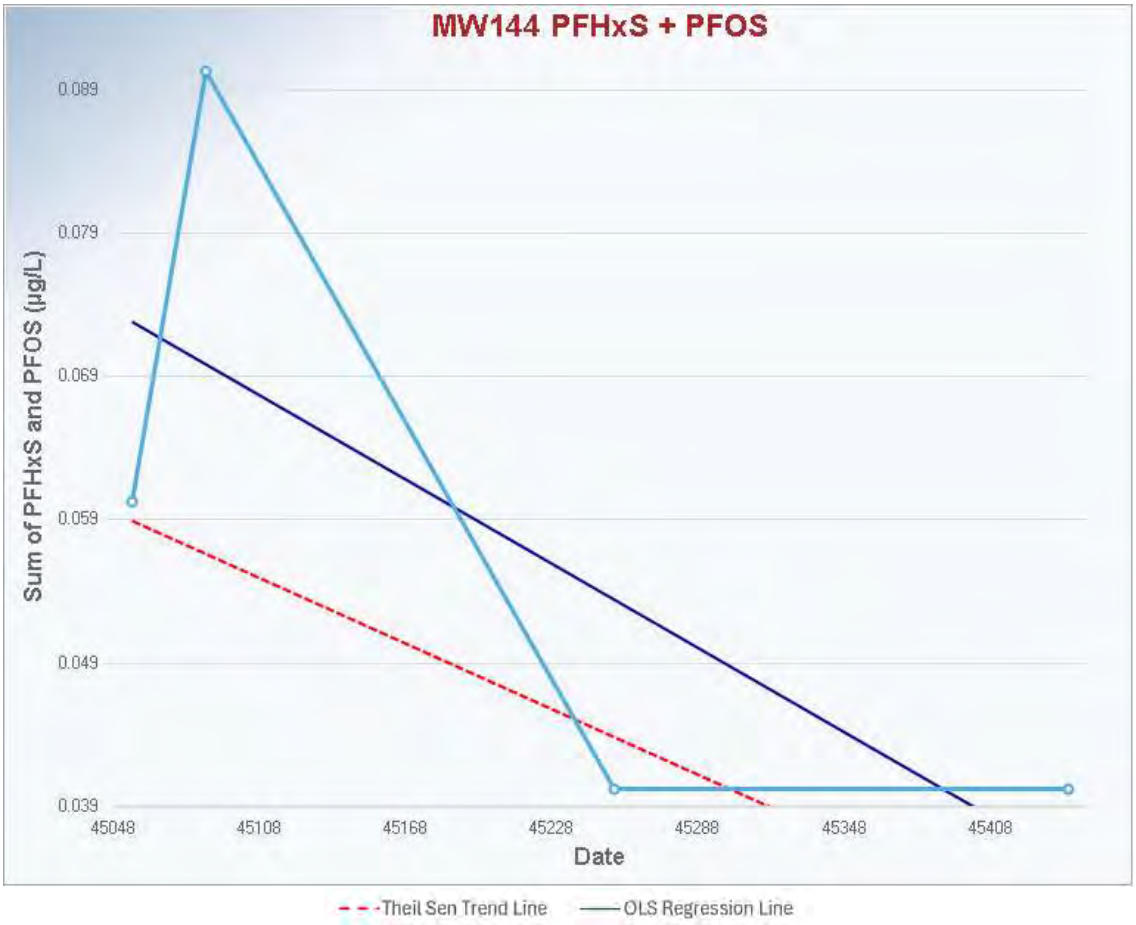

Note: Dates are presented numerically in ProUCL software figures, full data set with sample dates is provided in factual reports in Appendix A.