



Australian Government
Defence

Defence Export Controls

Summary Report

FY2024-25 | Quarter 1 | 1 July – 30 September



Table of Contents

1.	Key Information and Caveats	(page 3)	NEW
2.	Issued Permits – Overview	(page 4)	NEW
3.	Issued Permits – End-User Destinations by Country / Territory	(page 5)	NEW
4.	Issued Permits – End-User Destinations by Region	(page 6)	EXISTING
5.	Export Applications – Received and Finalised	(page 7)	EXISTING
6.	Export Applications – Processing	(page 8)	EXISTING
7.	Export Applications – Approvals and Assessments	(page 9)	EXISTING
8.	Export Applications – Prohibitions and Denials	(page 10)	EXISTING
9.	Export Applications – Withdrawn, Made Inactive, Lapsed, No Further Action Required	(page 11)	EXISTING
10.	Certificate Statistics	(page 12)	EXISTING
11.	Australian General Export Licences (AUSGEL) – Statistics and Processing	(page 13)	EXISTING
12.	Broker Registration	(page 14)	EXISTING
13.	Estimated Value of Approved Defence Permits	(page 15)	EXISTING

Key Information and Caveats

- The data in this report relates to permits approved by Defence for the export of goods and technologies on the Defence and Strategic Goods List (DSGL). The DSGL is available at: <https://www.legislation.gov.au/F2024L01024/asmade/text>
- Each export permit has been assessed on a case-by-case basis against the relevant legislated criteria under Australia’s export control framework. These criteria are available at: <https://www.legislation.gov.au/F2013L00902/latest/text> (Defence Trade Controls Regulation 2013 – Section 8).
- The data contained in this report is not representative of the total number of permits approved by Defence.
 - Approved permits may contain multiple destinations. Where two or more destinations appear on the same permit, they are individually counted against each destination.
 - Approved permits under Part 2 of the Defence and Strategic Goods List may cover multiple categories. When two or more categories appear on the same permit, they are individually counted against each category (relevant only to counts by Category of the Defence Strategic Goods List).
- Permit approvals should not be conflated with weapons sales. Export permits are required for a wide range of goods and technology, many of which are used for civilian and commercial purposes. This includes where items must return to their original manufacturer for maintenance and repairs.
- Export permits are also required to support the export of controlled goods and technology in support of Commonwealth capabilities, such as the manufacture and sustainment of ADF equipment.
- Permit approvals should also not be conflated with completed exports, as there is no requirement to complete an export once a permit is issued.
- Export permits issued to Australian end-users relate to temporary exports. Temporary exports include but are not limited to demonstration, or repair and return. Not all temporary permits list Australia as an end-user.
- Where there are 1-4 approved permits for a certain type of category, this data is captured as “<5”. Specifying small numbers of permits to specific destinations may enable the permit holders to be identified, particularly when other information in the public domain is also considered. Defence is unable to comment on individual permits owing to legal, privacy and commercial-in-confidence reasons.
- Permit applicants may estimate the total value of their export over the life of the permit. Some permits extend over multiple years. Year-to-year comparisons of export values could therefore be misleading. Defence does not verify these estimates.

Issued Permits – Overview (1 Jul – 30 Sep 2024)

Total Issued Permits – By PART of the Defence and Strategic Goods List	
Defence and Strategic Goods List – Part 1	475
Defence and Strategic Goods List – Part 2	351

Total Issued Permits – By CATEGORY of the Defence and Strategic Goods List	
Category 0 - Nuclear materials, facilities and equipment	--
Category 1 - Materials, chemicals, microorganisms and toxins	42
Category 2 - Materials processing	22
Category 3 - Electronics	<5
Category 4 - Computers	--
Category 5 - Telecommunications and information security	407
Category 6 - Sensors and lasers	25
Category 7 - Navigation and avionic	35
Category 8 - Marine	<5
Category 9 - Aerospace and propulsion	14

Issued Permits – End-User Destinations by Country/Territory (1 Jul – 30 Sep 2024)

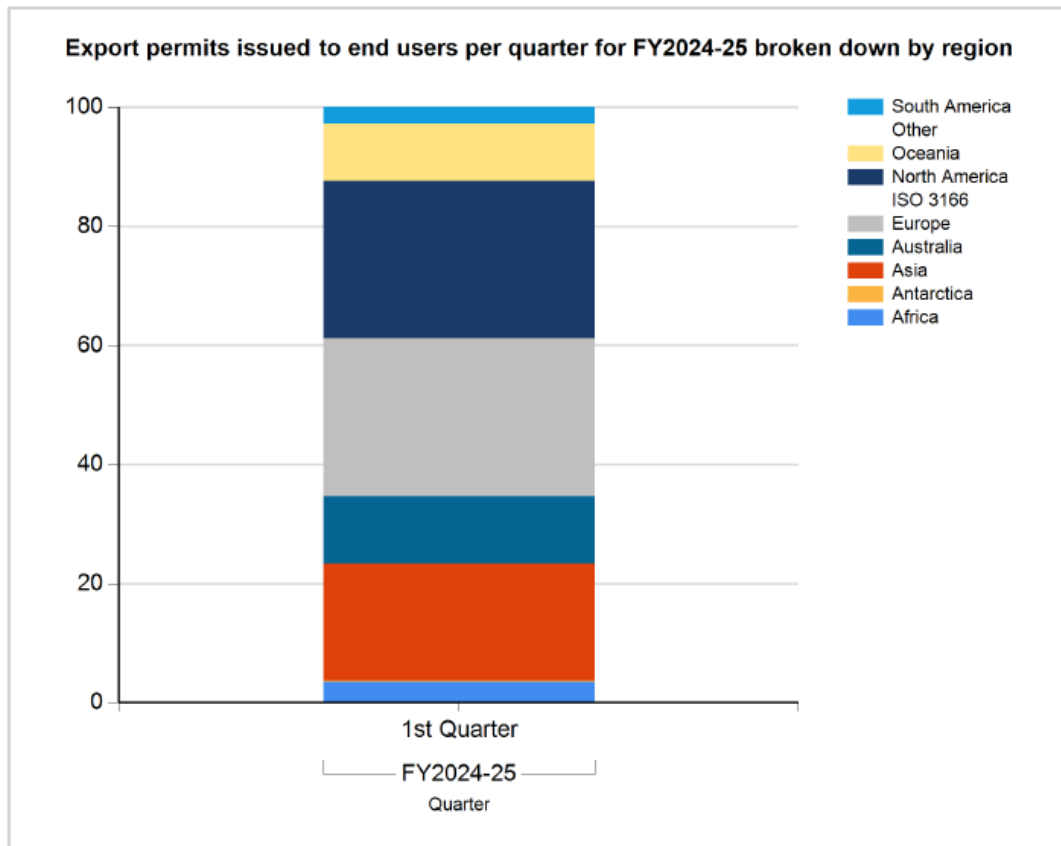
Country / Territory	DSGL Part 1	DSGL Part 2
ALBANIA	<5	<5
ALGERIA	--	<5
ANTARCTICA	--	<5
ARGENTINA	--	7
AUSTRALIA	81	24
AUSTRIA	<5	<5
BAHRAIN	--	<5
BANGLADESH	<5	<5
BELGIUM	<5	<5
BRAZIL	--	6
BRUNEI	<5	--
BULGARIA	--	<5
BURKINA FASO	--	<5
CANADA	16	7
CHILE	--	<5
CHINA	<5	5
CHRISTMAS ISLAND	<5	--
COLOMBIA	<5	<5
CÔTE D'IVOIRE	--	<5
CROATIA	--	<5
CYPRUS	<5	<5
CZECHIA	--	5
DENMARK	11	<5
DOMINICAN REPUBLIC	--	<5
ECUADOR	--	<5
EGYPT	--	<5
ESTONIA	--	<5
FIJI	--	<5

Country / Territory	DSGL Part 1	DSGL Part 2
FINLAND	<5	<5
FRANCE	14	11
GERMANY	32	12
GHANA	<5	<5
GREECE	5	<5
GUAM	<5	--
GUINEA	--	<5
GUINEA-BISSAU	--	<5
GUYANA	--	<5
HONG KONG	--	<5
HUNGARY	--	<5
INDIA	12	21
INDONESIA	6	24
IRELAND	<5	16
ISRAEL	<5	--
ITALY	<5	7
JAMAICA	<5	--
JAPAN	8	15
JORDAN	--	<5
KAZAKHSTAN	<5	5
KENYA	--	<5
KIRIBATI	--	<5
KUWAIT	--	<5
LAOS	<5	<5
LATVIA	--	<5
LITHUANIA	<5	<5
LUXEMBOURG	<5	<5
MACEDONIA (NORTH)	--	<5

Country / Territory	DSGL Part 1	DSGL Part 2
MALAYSIA	<5	10
MALI	--	<5
MALTA	<5	<5
MAURITANIA	--	<5
MAURITIUS	--	<5
MEXICO	<5	7
MONGOLIA	<5	<5
MOROCCO	--	<5
MOZAMBIQUE	--	<5
MYANMAR	--	<5
NAMIBIA	--	<5
NEPAL	<5	--
NETHERLANDS	10	14
NEW CALEDONIA	<5	<5
NEW ZEALAND	51	19
NORFOLK ISLAND	5	--
NORWAY	18	11
OMAN	--	<5
PAKISTAN	<5	--
PANAMA	--	<5
PAPUA NEW GUINEA	<5	8
PERU	--	5
PHILIPPINES	<5	13
POLAND	<5	5
PORTUGAL	<5	<5
QATAR	<5	<5
ROMANIA	--	<5
SAMOA	--	<5

Country / Territory	DSGL Part 1	DSGL Part 2
SAUDI ARABIA	<5	5
SERBIA	--	<5
SINGAPORE	14	23
SLOVAKIA	--	<5
SLOVENIA	<5	<5
SOLOMON ISLANDS	<5	--
SOMALIA	--	<5
SOUTH AFRICA	<5	8
SOUTH KOREA	12	12
SPAIN	6	<5
SRI LANKA	<5	--
SURINAME	--	<5
SVALBARD & JAN MAYEN	--	<5
SWEDEN	6	8
SWITZERLAND	<5	<5
TAIWAN	<5	7
TANZANIA	--	5
THAILAND	5	13
TIMOR-LESTE	--	<5
TUNISIA	--	<5
TURKIYE	<5	<5
UKRAINE	9	<5
UNITED ARAB EMIRATES	6	6
UNITED KINGDOM	50	21
UNITED STATES	133	90
VANUATU	--	<5
VIET NAM	<5	--
ZIMBABWE	--	<5

Issued Permits – End-User Destinations by Region



Export permits issued to End Users (by Region) by Financial Years

	FY2022-23	FY2023-24	FY2024-25				
	Average	Average	1st Quarter	2nd Quarter	3rd Quarter	4th Quarter	Average
Africa	4%	4%	3%				3%
Antarctica			0%				0%
Asia	18%	21%	20%				20%
Australia	16%	13%	11%				11%
Europe	20%	22%	26%				26%
ISO 3166	0%	0%					
North America	28%	28%	27%				27%
Oceania	11%	10%	10%				10%
Other	0%	0%					
South America	2%	2%	3%				3%

* Export Permits issued to Australian end users relate to temporary exports. Temporary exports include but not limited to: demonstration or repair and return.

Export Applications – Received and Finalised

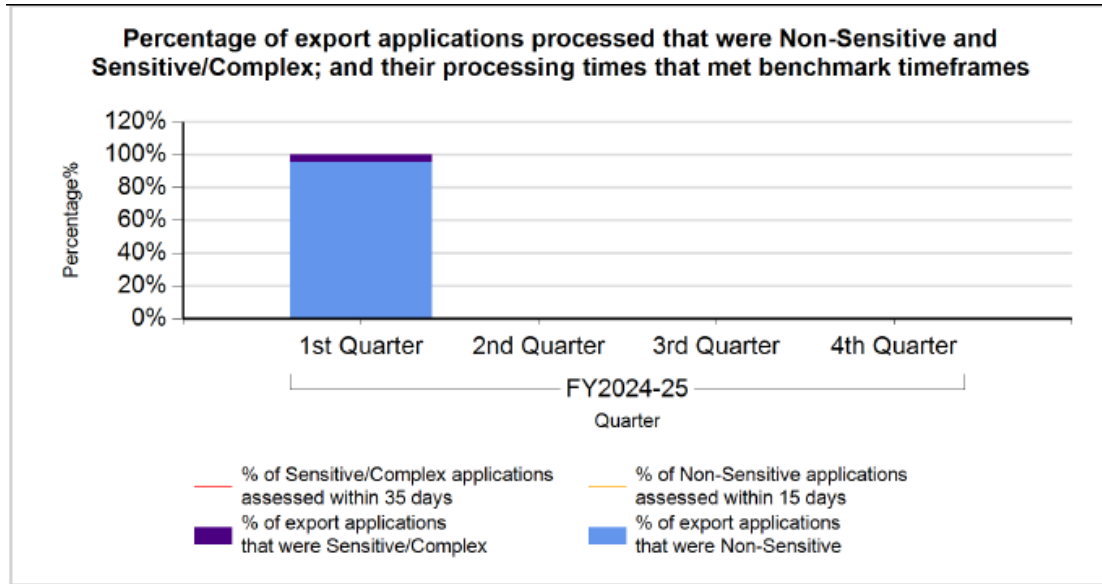


Export Applications received and finalised for FY2024-25

	FY2024-25				
	1st Quarter	2nd Quarter	3rd Quarter	4th Quarter	Total
Applications Received	1028				1028
Applications Finalised	1173				1173

Export Applications – Processing

The percentage of export application processed that were Non-Sensitive and Sensitive/Complex for FY2024-25

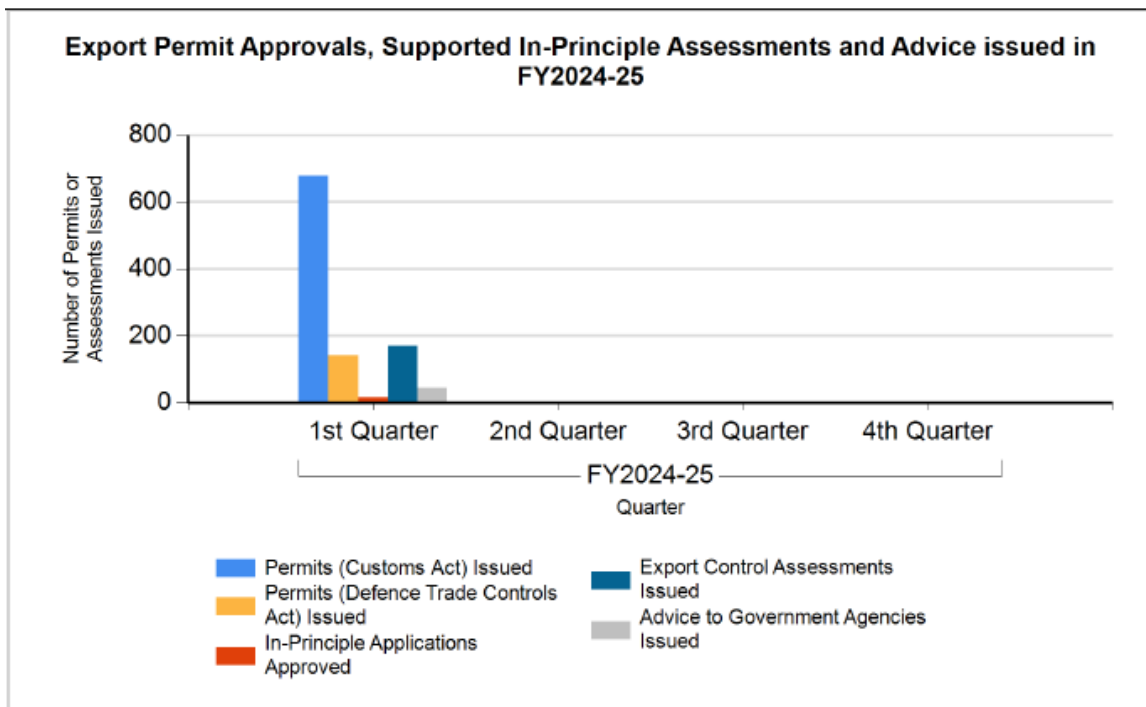


	FY2024-25				
	1st Quarter	2nd Quarter	3rd Quarter	4th Quarter	Average
% of export applications that were Non-Sensitive	95%				95%
% of export applications that were Sensitive/Complex	5%				5%

The percentage of export applications processing times that met benchmark assessment timeframes for FY2024-25

	FY2024-25				
	1st Quarter	2nd Quarter	3rd Quarter	4th Quarter	Average
% of Non-Sensitive applications assessed within 15 days	75%				75%
% of Sensitive/Complex applications assessed within 35 days	96%				96%

Export Applications – Approvals and Assessments



Export Permit Approvals, Supported In-Principle Assessments and Advice issued in FY2024-25

	FY2024-25				
	1st Quarter	2nd Quarter	3rd Quarter	4th Quarter	Total
Permits (Customs Act) Issued	679				679
Permits (Defence Trade Controls Act) Issued	142				142
In-Principle Applications Approved	17				17
Export Control Assessments Issued	170				170
Advice to Government Agencies Issued	45				45

Export Applications – Prohibitions and Denials

Export denials under Regulations 13E of the *Customs Act 1901*, in-principle assessments not supported, and prohibitions under the *WMD (Weapons of Mass Destruction) Act* and Military End-Use provision for FY2024-25

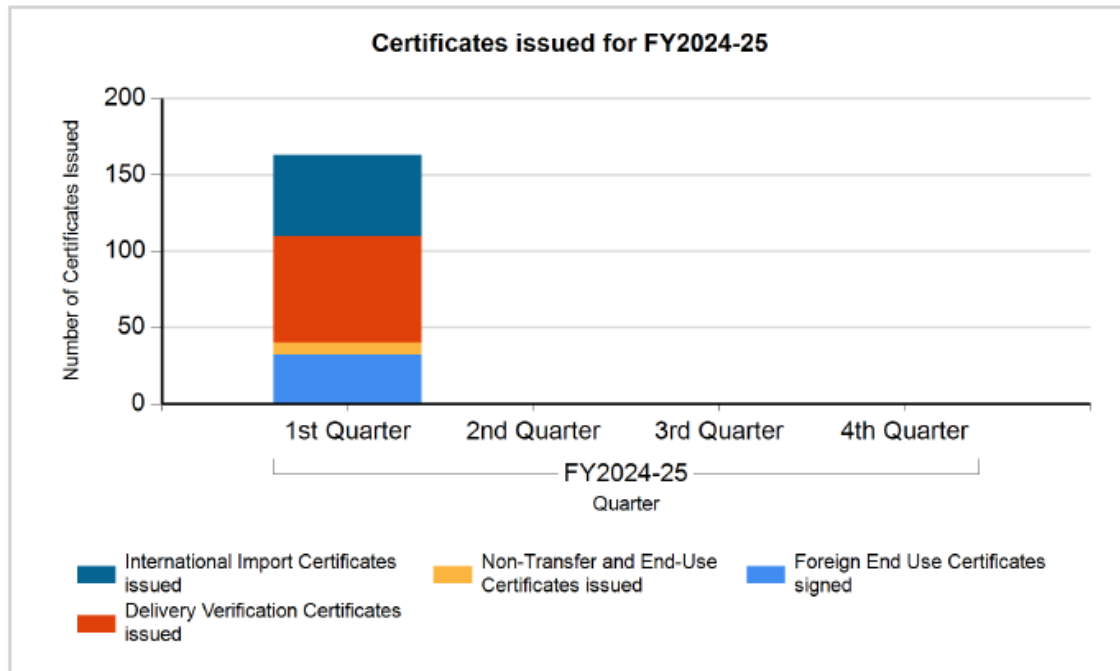
Export Application Prohibitions and Denials	FY2024-25			
	1st Quarter	2nd Quarter	3rd Quarter	4th Quarter
Denials (Customs Act)				
In-Principle Applications Not Supported	< 5			
Prohibition Notices (Defence Trade Controls Act)				
Prohibition Notices (Weapons of Mass Destruction Act)				
Prohibition Notices (Military End Use)				
Prohibition Notices (Publications)				

Export Applications – Withdrawn, Made Inactive, Lapsed, No Further Action Required

Withdrawn, made inactive, lapsed, and no further action required for FY2024-25

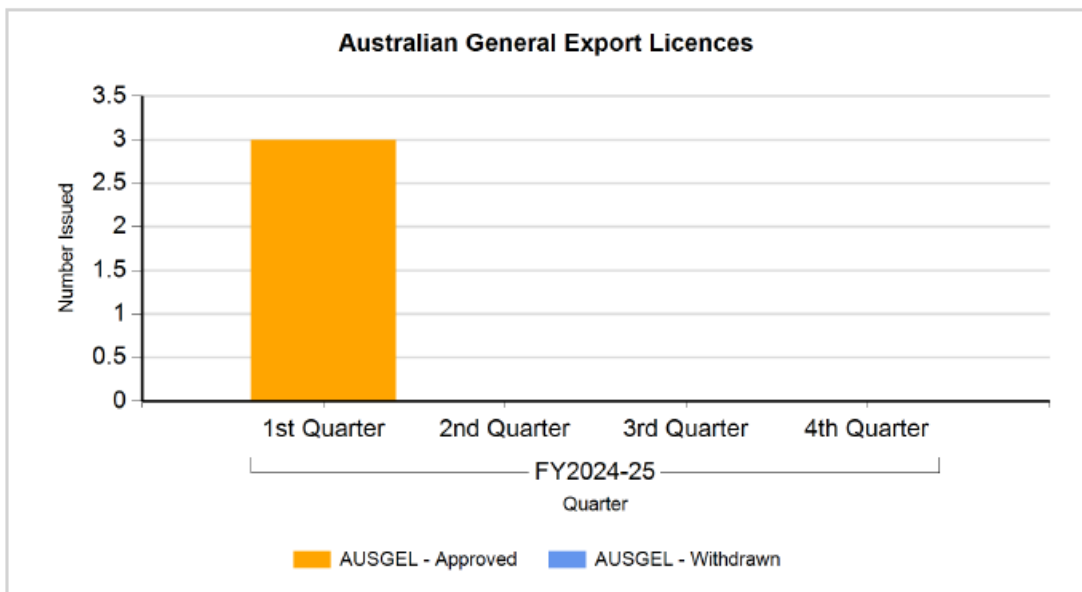
Export Withdrawals or Lapsed	FY2024-25			
	1st Quarter	2nd Quarter	3rd Quarter	4th Quarter
Withdrawn, Made Inactive or Lapsed	66			
No Further Action Required				

Certificate Statistics



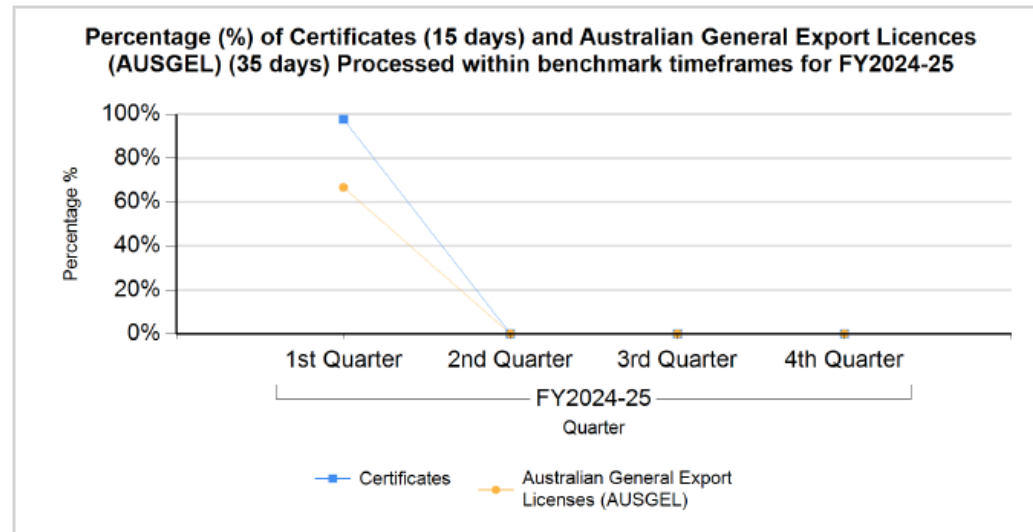
	FY2024-25				Total
	1st Quarter	2nd Quarter	3rd Quarter	4th Quarter	
International Import Certificates issued	53				53
Delivery Verification Certificates issued	70				70
Non-Transfer and End-Use Certificates issued	8				8
Foreign End Use Certificates signed	32				32

Australian General Export Licences (AUSGEL) – Statistics and Processing



AUSGELs issued in FY2024-25

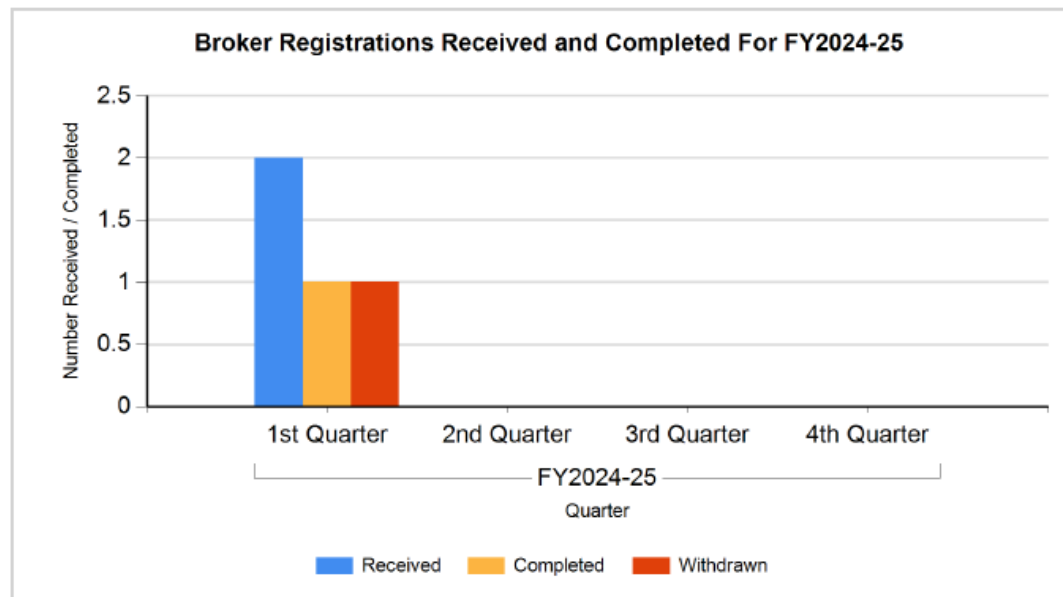
	FY2024-25			
	1st Quarter	2nd Quarter	3rd Quarter	4th Quarter
AUSGEL - Approved	3			
AUSGEL - Withdrawn				



Percentage of Certificates (15 days) and AUSGELs (35 days) processed within benchmark timeframes for FY2024-25

	FY2024-25			
	1st Quarter	2nd Quarter	3rd Quarter	4th Quarter
Certificates	98%	0%	0%	0%
Australian General Export Licenses (AUSGEL)	67%	0%	0%	0%

Broker Registration



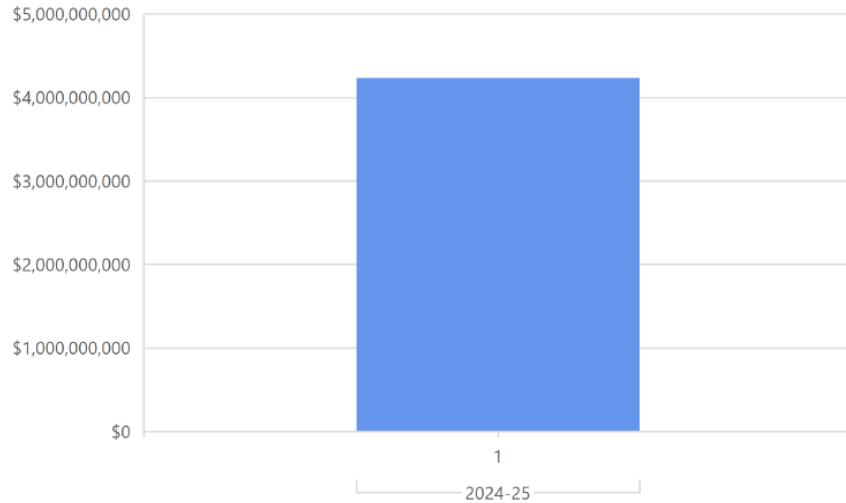
Broker Registrations received and completed for FY2024-25

	FY2024-25			
	1st Quarter	2nd Quarter	3rd Quarter	4th Quarter
Received	2			
Completed	1			
Withdrawn	1			

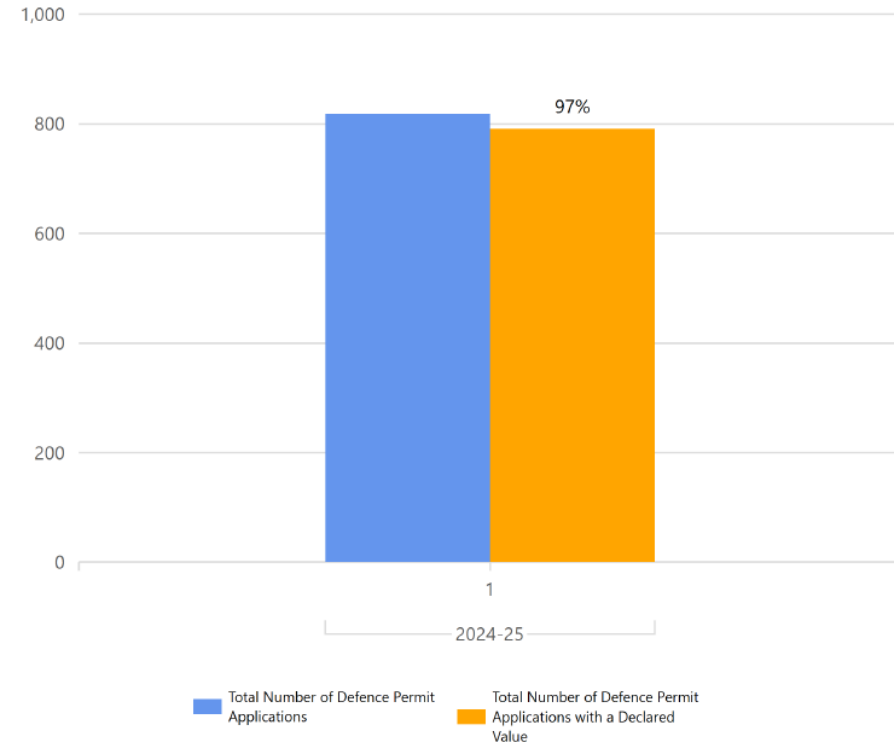
Estimated Value of Approved Defence Permits

Caveats on statistics in this section: From 1 January 2018 onwards, applicants have been required to include their estimation of the total value of their export over the life of the permit. Some permits extend over multiple years. Year-to-year comparisons of export values could therefore be misleading.

Estimated Value (in AUD) of Approved Defence Permits per quarter FY2024-25



Count of Defence Permits per quarter FY2024-25



Estimated value of Defence permits issued and percentage of permits with a declared value by Financial Years

Financial Year	Quarter	Total # Permits	# Permits with Values	% of Defence Permits with a Declared Value	Estimated Value on Approved Defence Permits
2024-25	Total	818	791	97%	\$4,233,341,361
	1	818	791	97%	\$4,233,341,361